



中国认可
国际互认
检测
TESTING
CNAS L645



RF EXPOSURE REPORT

Applicant	:	XGIMI Technology Co., Ltd
Address of Applicant	:	Building No.4, Zone A, No.1129, Shijicheng Road, Chengdu High-tech Zone, Sichuan Pilot Free Trade Zone, China
Manufacturer	:	XGIMI Technology Co., Ltd
Address of Manufacturer	:	Building No.4, Zone A, No.1129, Shijicheng Road, Chengdu High-tech Zone, Sichuan Pilot Free Trade Zone, China
Equipment under Test	:	AURA 2 (New)
Model No.	:	WM18P
FCC ID	:	2AFENWM18P
Test Standard(s)	:	KDB447498 D01 General RF Exposure Guidance v06
Report No.	:	DDT-RE25070838-1E01
Issue Date	:	2025/07/30
Issue By	:	Guangdong Dongdian Testing Service Co., Ltd. Unit 2, Building 1, No. 17, Zongbu 2nd Road, Songshan Lake Park, Dongguan, Guangdong, China, 523808

REPORT

Table of Contents

1. General Test Information.....5

1.1. Description of EUT5

1.2. Accessories of EUT5

1.3. Test laboratory5

2. RF Exposure evaluation for FCC6

2.1. Assessment procedure.....6

2.2. Assess result7

Test Report Declare

Applicant	:	XGIMI Technology Co., Ltd
Address of Applicant	:	Building No.4, Zone A, No.1129, Shijicheng Road, Chengdu High-tech Zone, Sichuan Pilot Free Trade Zone, China
Equipment under Test	:	AURA 2 (New)
Model No.	:	WM18P
Manufacturer	:	XGIMI Technology Co., Ltd
Address of Manufacturer	:	Building No.4, Zone A, No.1129, Shijicheng Road, Chengdu High-tech Zone, Sichuan Pilot Free Trade Zone, China




Test Standard Used:

KDB447498 D01 General RF Exposure Guidance v06

We Declare:

The equipment described above is tested by Guangdong Dongdian Testing Service Co., Ltd. and in the configuration tested the equipment complied with the standards specified above. The test results are contained in this test report and Guangdong Dongdian Testing Service Co., Ltd. is assumed of full responsibility for the accuracy and completeness of these tests.

Report No.:	DDT-RE25070838-1E01		
Date of Receipt:	2025/06/09	Date of Test:	2025/06/09~2025/07/25

Created: Chen Ziqin	Reviewed: Johnson Huang	Approved: Ella Gong
		
2025/07/25	2025/07/29	2025/07/30

Note: This report applies to above tested sample only. This report shall not be reproduced in parts without written approval of Guangdong Dongdian Testing Service Co., Ltd.

Revision History

Version	Revision Content	Issue Date	Approved
V0	Initial issue	2025/07/30	Ella Gong

1. General Test Information

1.1. Description of EUT

EUT Name	: AURA 2 (New)
Model Number	: WM18P
Difference of model number	: /
EUT Function Description	: Please reference user manual of this device
Power Supply	: AC 100-240V, 50/60Hz
Hardware Version	: PCBA_MAIN_A_251-02162
Software Version	: GoogleTV 14.0

Note: The above EUT information is declared by manufacturer and for more detailed features description please refer to the manufacturer's specifications or User's Manual.

1.2. Accessories of EUT

Accessories	Manufacturer	Model number	Description
/	/	/	/

1.3. Test laboratory

Guangdong Dongdian Testing Service Co., Ltd.

Add.: Unit 2, Building 1, No. 17, Zongbu 2nd Road, Songshan Lake Park, Dongguan, Guangdong, China, 523808.

Tel.: +86-0769-38826678, <http://www.dgddt.com>, Email: ddt@dgddt.com.

CNAS Accreditation No. L6451; A2LA Accreditation Number: 3870.01

FCC Designation Number: CN1182, Test Firm Registration Number: 540522

Innovation, Science and Economic Development Canada Site Registration Number: 10288A

Conformity Assessment Body identifier: CN0048

VCCI facility registration number: C-20087, T-20088, R-20123, R-20240, G-20118

2. RF Exposure evaluation for FCC

2.1. Assessment procedure

Requirement:

Systems operating under the provisions of FCC 47 CFR section shall be operated in a manner that ensures that the public is not exposed to radio frequency energy level in excess of the Commission's guidelines.

In accordance with 47 CFR FCC Part 2 Subpart J, section 2.1091 this device has been defined as mobile device whereby a distance of 0.2 m normally can be maintained between the user and the device, and below RF Permissible Exposure limit shall comply with.

Limits for General Population/Uncontrolled Exposure

Frequency Range (MHz)	Electric Field Strength (E) (V/m)	Magnetic Field Strength (H) (A/m)	Power Density (S) (mW/cm ²)	Averaging Time E ² , H ² or S (minutes)
0.3-1.34	614	1.63	(100)*	30
1.34-30	824/f	2.19/f	(180/f)*	30
30-300	27.5	0.073	0.2	30
300-1500			F/1500	30
1500-100000			1.0	30
Note: f= frequency in MHz; *Plane-wave equivalent power density				

Calculation method

$$E(\text{V/m}) = \frac{\sqrt{30 \times P \times G}}{d} \quad \text{Power Density: } S(\text{mW/cm}^2) = \frac{E^2}{377}$$

E = Electric field (V/m)

P = Peak RF output power (mW)

G = EUT Antenna numeric gain (numeric)=

d = Separation distance between radiator and human body (m)

The formula can be changed to

We can change the formula to:

$$S = \frac{30 \times P \times G}{377 \times d^2} \quad \text{or, } d = \sqrt{\frac{30 \times P \times G}{377 \times S}}$$

From the peak EUT RF output power, the minimum mobile separation distance, d=0.2 m, as well as the gain of the used antenna, the RF power density can be obtained.

2.2. Assess result

Mode	Output power (dBm)	Output power (mW)	Tune up power (dBm)	Tune up power (mW)	Antenna Gain (dBi)	Antenna Gain (linear)	MPE Values (mW/cm ²)	MPE Limit (mW/cm ²)
BT	8.84	7.66	9.5	8.91	5.1	3.24	0.0057	1
BLE	1.93	1.56	2.5	1.78	5.1	3.24	0.0011	1
2.4G WiFi	16.69	46.67	17.5	56.23	5.1	3.24	0.0362	1
5G WiFi	15.65	36.73	16.5	44.67	5.1	3.24	0.0288	1
24G radar	2.03	1.60	3.0	2.0	5	3.16	0.0013	1

24G radar Average Output Power=97.23dBuV/m@3m-95.2=2.03dBm

The EUT support simultaneous emission, worst case is:

24G radar+2.4G WIFI+ BT:=0.0057+0.0362+0.0013=0.0432 < 1.

Note: The estimation distance is 20 cm

Conclusion: MPE evaluation required since transmitter power is below FCC threshold

-----End Report-----