


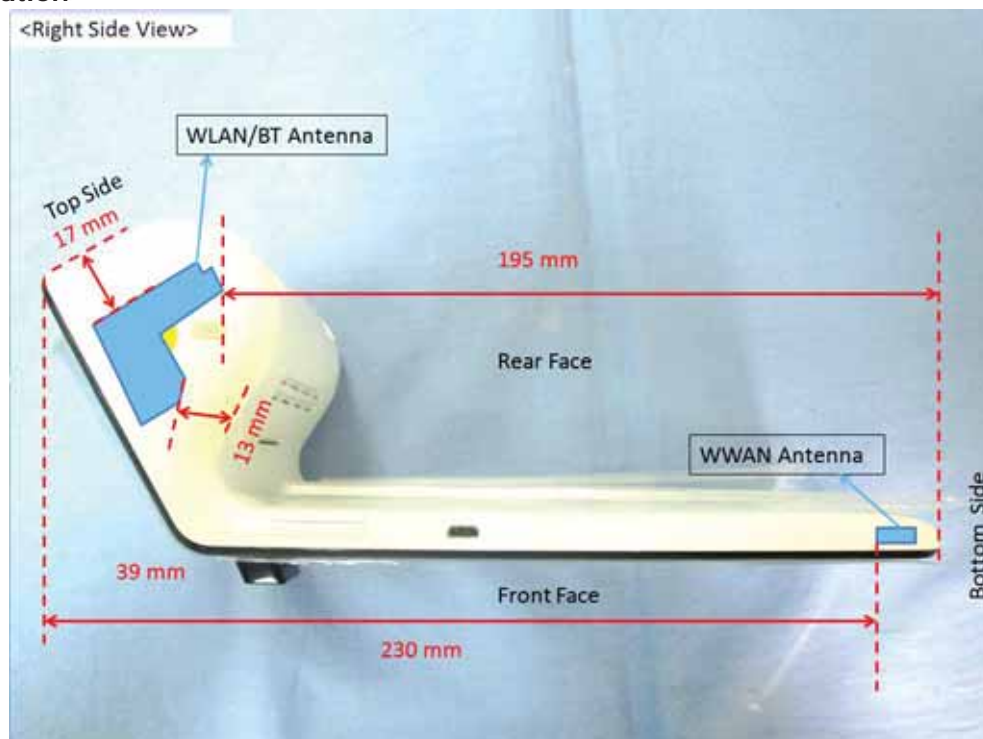
## Appendix D. Photographs of EUT and Setup

## FCC SAR Test Report

### <Photographs of EUT>



### <Antenna Location>







The separation distance for antenna to edge:




Antenna	To Top Side (mm)	To Bottom Side (mm)	To Right Side (mm)	To Left Side (mm)
WWAN	231.96	2.58	13.58	13.58
WLAN / BT	17	195	13	39

# FCC SAR Test Report

## <Photographs of SAR Setup>

	
<p><b>Body - Rear Face of EUT at 0 mm</b> <b>&lt;For WWAN&gt;</b></p>	<p><b>Body - Rear Face of EUT at 0 mm</b> <b>&lt;For WLAN&gt;</b></p>
	
<p><b>Body - Rear Face of EUT at 17 mm</b></p>	<p><b>Body – Left Side of EUT at 0 mm</b></p>

## FCC SAR Test Report

	
Body - Right Side of EUT at 0 mm	Body - Bottom Side of EUT at 0 mm
	
Body - Bottom Side of EUT at 12 mm	