

PHOTOGRAPHS OF THE TEST CONFIGURATION

CONDUCTED EMISSION TEST

(EUT with adapter)





CONDUCTED EMISSION TEST
(EUT with Docking)



RADIATED EMISSION TEST

(WLAN 2.4GHz)

(Below 1GHz)






RADIATED EMISSION TEST

(WLAN 2.4GHz)

(Above 1GHz)







RADIATED EMISSION TEST

(WLAN 5GHz)

(Below 1GHz)






RADIATED EMISSION TEST

(WLAN 5GHz)

(Above 1GHz)







RADIATED EMISSION TEST

(Bluetooth)

(Below 1GHz)







RADIATED EMISSION TEST

(Bluetooth)

(Above 1GHz)







RADIATED EMISSION TEST

(Bluetooth LE)

(Below 1GHz)






RADIATED EMISSION TEST



(Bluetooth LE)

(Above 1GHz)





RADIATED EMISSION TEST (NFC)







(WWAN)


(RSS-132)

RADIATED EMISSION TEST







ERP POWER TEST







(RSS-133)

RADIATED EMISSION TEST







EIRP POWER TEST





(RSS-139)

RADIATED EMISSION TEST





EIRP POWER TEST

