




## **Appendix II**


### **Setup Photographs**



RADIATED RF MEASUREMENT SETUP (ABOVE 1 GHz) for BT




MEASUREMENT POSITION (X axis) for BT





MEASUREMENT POSITION (Y axis) for BT




MEASUREMENT POSITION (Z axis) for BT






RADIATED RF MEASUREMENT SETUP (30MHz~1GHz) for BT




RADIATED RF MEASUREMENT SETUP (Below 30MHz) for BT









POWERLINE CONDUCTED EMISSIONS MEASUREMENT SETUP for BT



RADIATED RF MEASUREMENT SETUP (30MHz~1GHz) for NFC



RADIATED RF MEASUREMENT SETUP (Below 30MHz) for NFC



POWERLINE CONDUCTED EMISSIONS MEASUREMENT SETUP for NFC

