

Installation Guide

Tablet POS



Safety Instructions

Read all safety precautions before using the POS system.

- ❶ Before connecting, make sure the operating voltage is AC100 ~ 240V. Otherwise, you may damage the system.
- ❷ Do not install the system in an extremely hot or cold place.
- ❸ Avoid exposing the product in direct sunlight or in an enclosed space for a long period of time.
- ❹ Be careful not to place the system near other high-frequency electromagnetic devices; there is a strong possibility it will lead to a system malfunction or system error.
- ❺ Do not place heavy objects on the system.
- ❻ Prevent external substances from entering the system.
- ❼ Do not change the motherboard's battery by yourself. It can damage the system.
- ❽ Before disassembling the system, disconnect all power and cables.
- ❾ Do not remove or repair the system by yourself. We highly recommend an engineer's assistance or an experienced technician to open the system, especially the LCD and touch panels which could be easily broken.
- ❿ An electrical outlet is needed near the device and it should be easily accessible.
- ⓫ There is risk of an explosion, If the battery is replaced. incorrectly Dispose the used batteries according to the manufacturer's instructions.
- ⓬ This device complies with the EMC (Electromagnetic Compatibility) Regulations, for business purposes. Distributors and users are advised of this matter. Please exchange the equipment if you mistakenly sold or purchased this product.

POS terminal security guideline



Operating System Security

When using an universal OS system with this system,

- System-provided and managed by the operating system's default security settings must be configured.
- When using a wireless network and internet
- Proven safety standard encryption algorithms to be used and the standard authentication protocols.



User Security

Tapping and Skipping of the system is the operator responsibility

The system operates in general purpose operating system, the following conditions must be included.

- Firewall must be set
- Periodically the OS security patches should be applied

A well secured program is needed when working remotely

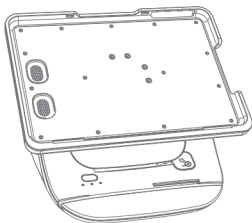
Product Composition



Tablet (10")



Adapter / Power Cord



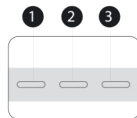
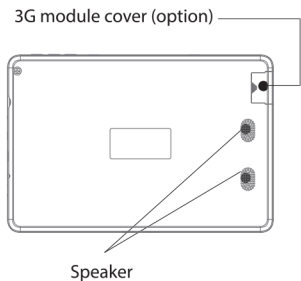
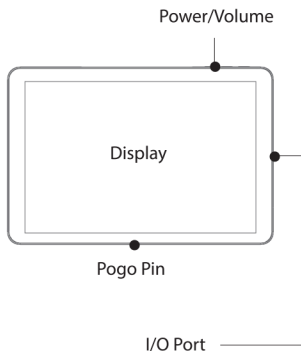
Cradle



Installation Guide

Product Appearance

Tablet



Power/Volume

- 1  Power
- 2  Volume +
- 3  Volume -



I/O Port

- 1 Micro sd slot
- 2 Dc jack(5V)
- 3 Micro usb
- 4 Mini hdmi
- 5 Earphone
- 6 Reset
- 7 MIC