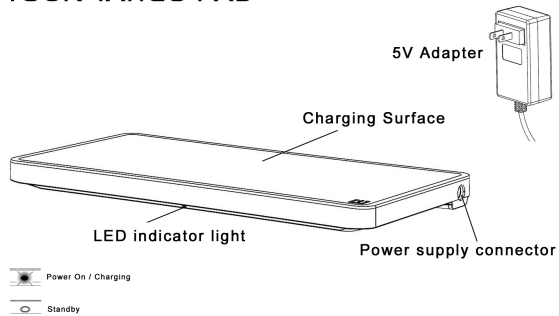
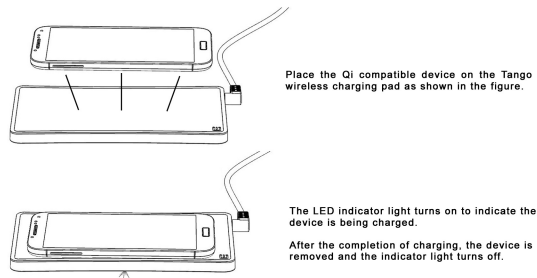


YOUR TANGO PAD



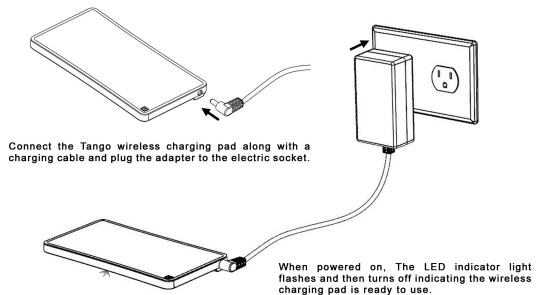
CHARGING A SINGLE DEVICE



TANGO
WIRELESS CHARGING PAD

USER GUIDE

CONNECTING YOUR TANGO PAD



POWERSQUARE

GUIDELINES FOR SAFE USE

Please adhere to the safety guidelines for risk free use of the electronic device

- Tango wireless charging pad is ideal for charging devices that are Qi compliant only. If non Qi complaint devices are charged, you may observe limited charging performance.
- Ensure the Tango pad is placed on a flat and hard surface.
- Ensure the optimal environmental conditions for the safe operation and storage of the Tango pad. Ideal operating temperature is above 0° C and below 50° C.
- If the Tango pad is wet, unplug the device and allow it to fully dry down before further usage. Any wetness or precipitation may cause corrosion to the internal electronic components. Always use the pad when it is dry and avoid operating the pad using wet or moist hands.
- Do not wipe the pad using cleaning agents/solutions or wet cloth. Use a soft white cloth or a mildly damp cloth to remove stains and gently clean the surface of the pad. Wipe again using a dry cloth to remove any wetness on the pad.
- Ensure operating the Tango pad using the adapter that comes along with the charging unit. Any external adapter usage even though with a similar voltage and current rating is not advisable.
- Do not subject the pad to mechanical vibration or shock.

PRODUCT CARE AND MAINTENANCE

- Do not disassemble this unit or attempt to break open the casing. Repair or debug is to be done by customer support at Power Square.
- Repairs under warranty is at the discretion of PowerSquare; the replacement of parts or boards can be either new or reconditioned provided the functionality is similar to the part being replaced.
- Do not drop the pad.
- Do not expose the pad to extreme environmental conditions.
- Always turn off the power when the pad is not in use.
- Ensure dust free and clean surface before charging your devices.

NOTE:


- Do not keep foreign objects between the pad and the device.
- If for any reason the LED indicator light repeatedly flashes, remove the device and place it back on the pad.
- If the continuous flashing persists, please contact PowerSquare's customer support at support@powersquare.com
- As an expected phenomena, the electronic devices may emanate slight thermal discharge during the process of wireless charging.

ELECTRICAL SPECIFICATIONS

- Tango charging pad
Input voltage: 5VDC+/-5%
- Power adapter
Input Voltage: 100-240 VAC ~ 50/60 Hz,
Output voltage: 5V +/-5%@3.5A,
Cable length: 1500±50 mm

PACKAGE CONTENTS

- TANGO pad
- Power adapter
- User guide

©2015 POWERSQUARE Inc. POWERSQUARE,  are trademarks* of POWERSQUARE Inc. Other marks are property of the respective owners and may be their trademarks or registered trademarks.

* Registration pending

FCC Requirement

Note: This equipment has been tested and found to comply with the limits for a Class B digital device, pursuant to Part 15 of the FCC Rules. These limits are designed to provide reasonable protection against harmful interference in a residential installation. This equipment generates, uses, and can radiate radio frequency energy, and if not installed and used in accordance with the instructions, may cause harmful interference to radio communications. However, there is no guarantee that interference will not occur in a particular installation. If this equipment does cause harmful interference to radio or television reception, which can be determined by turning the equipment off and on, the user is encouraged to try to correct the interference by one or more of the following measures:

- Reorient or relocate the receiving antenna.
- Increase the separation between the equipment and receiver.
- Connect the equipment into an outlet on a circuit different from that to which the receiver is connected.
- Consult the dealer or an experienced radio/TV technician for help.

You are cautioned that changes or modifications not expressly approved by the party responsible for compliance could void your authority to operate the equipment.

This device complies with Part 15 of the FCC Rules. Operation is subject to the following two conditions:

- (1) this device may not cause harmful interference, and
- (2) this device must accept any interference received, including interference that may cause undesired operation.