




## Test setup photos of the EUT\_SAR




**Photograph of the depth in the Head Phantom (850MHz)**




**Photograph of the depth in the Body Phantom (850MHz)**




**Photograph of the depth in the Head Phantom (1900MHz)**



**Photograph of the depth in the Body Phantom (1900MHz)**



**Photograph of the depth in the Head Phantom (2450MHz)**




**Photograph of the depth in the Body Phantom (2450MHz)**



**Right Head Tilt Setup Photo**



**Right Head Cheek Setup Photo**



**Left Head Tilt Setup Photo**



**Left Head Cheek Setup Photo**



**10mm Body-worn Rear Side Setup Photo**



**10mm *hotspot* Front Side Setup Photo**



**10mm *hotspot* Left Side Setup Photo**



**10mm *hotspot* Right Side Setup Photo**



**10mm *hotspot* Top Side Setup Photo**



**10mm *hotspot* Bottom Side Setup Photo**



**5mm Body-worn Front Side Setup Photo**



**5mm Body-wornRear Side Setup Photo**