

Human Exposure Report

FCC ID: 2AF82-TD1070LH

Report No. : BTL-FCCP-4-2201T135B
Equipment : Panel PC
Model Name : TD-1070, TD-1070 Lite, TD-107XXXXXX (where "X" may be any alphanumeric, blank "_" or "-" for marketing purpose only)
Brand Name : Qbic
Applicant : Qbic Technology Co., Ltd.
Address : 26F.-12, NO.99, SEC. 1, XINTAI 5TH RD., XIZHI DIST., NEW TAIPEI CITY 22175, TAIWAN

Standard(s) : 47 CFR § 1.1310

Date of Receipt : 2024/5/14
Date of Test : 2024/6/14 ~ 2024/7/2
Issued Date : 2024/7/22

The above equipment has been tested and found in compliance with the requirement of the above standards by BTL Inc.

Prepared by : Eddie Lee
Eddie Lee, Engineer

Approved by : Jerry Chuang
Jerry Chuang, Supervisor

**BTL Inc.**

No.18, Ln. 171, Sec. 2, Jiuzong Rd., Neihu Dist., Taipei City 114, Taiwan

Tel: +886-2-2657-3299 Fax: +886-2-2657-3331 Web: www.newbtl.com Service mail: btl_qa@newbtl.com

Declaration

BTL represents to the client that testing is done in accordance with standard procedures as applicable and that test instruments used has been calibrated with standards traceable to international standard(s) and/or national standard(s).

BTL's reports apply only to the specific samples tested under conditions. It is manufacture's responsibility to ensure that additional production units of this model are manufactured with the identical electrical and mechanical components. **BTL** assumes no responsibility for the data provided by the Customer, any statements, inferences or generalizations drawn by the customer or others from the reports issued by **BTL**.

This report is the confidential property of the client. As a mutual protection to the clients, the public and ourselves, the test report shall not be reproduced, except in full, without our written approval.

BTL's laboratory quality assurance procedures are in compliance with the **ISO/IEC 17025** requirements, and accredited by the conformity assessment authorities listed in this test report.

BTL is not responsible for the sampling stage, so the results only apply to the sample as received.

The information, data and test plan are provided by manufacturer which may affect the validity of results, so it is manufacturer's responsibility to ensure that the apparatus meets the essential requirements of applied standards and in all the possible configurations as representative of its intended use.

Limitation

For the use of the authority's logo is limited unless the Test Standard(s)/Scope(s)/Item(s) mentioned in this test report is (are) included in the conformity assessment authorities acceptance respective.

Please note that the measurement uncertainty is provided for informational purpose only and are not use in determining the Pass/Fail results.

CONTENTS

REVISION HISTORY	4
1 GENERAL INFORMATION	5
1.1 TEST FACILITY	5
1.2 REFERENCE TEST GUIDANCE	5
2 TEST RESULTS	5
2.1 LIMITS	5
2.2 MEASUREMENT DATA	6
3 LIST OF MEASURING EQUIPMENTS	7
4 EUT TEST PHOTO	8

REVISION HISTORY

Report No.	Version	Description	Issued Date	Note
BTL-FCCP-4-2201T135B	R00	Original Report.	2024/7/22	Valid

1 GENERAL INFORMATION

1.1 TEST FACILITY

The test locations stated below are under the TAF Accreditation Number 0659.

The test location(s) used to collect the test data in this report are:

No. 68-1, Ln. 169, Sec. 2, Datong Rd., Xizhi Dist., New Taipei City 221, Taiwan

(FCC DN: TW0659)

☐ SAR01 ☒ SAR02

1.2 REFERENCE TEST GUIDANCE

KDB680106 D01 Wireless Power Transfer v04

2 TEST RESULTS

2.1 LIMITS

For 47 CFR PART 1, Subpart I, Section 1.1310:

Frequency range (MHz)	Electric field strength (V/m)	Magnetic field strength (A/m)	Power density (mW/cm ²)	Averaging time (minutes)
(A) Limits for Occupational / Controlled Exposures				
0.3-3.0	614	1.63	*(100)	6
3.0-30	1842/f	4.89/f	*(900/f ²)	6
30-300	61.4	0.163	1.0	6
300-1500	/	/	f/300	6
1500-100000	/	/	5	6
(B) Limits for General Population / Uncontrolled Exposures				
0.3-1.34	614	1.63	*(100)	30
1.34-30	824/f	2.19/f	*(180/f ²)	30
30-300	27.5	0.073	0.2	30
300-1500	/	/	f/1500	30
1500-100000	/	/	1.0	30

F=frequency in MHz

*=Plane-wave equivalent power density

RF exposure compliance will need to be determined with respect to 1.1307(c) and (d) of the FCC rules.

The emissions should be within the limits at 300kHz in Table 1 of 1.1310 (use the 300kHz limits for 150kHz: 614V/m, 1.63A/m).

For KDB680106 D01:

For devices designed for typical desktop applications, such a RHINOSHIELD Wireless Charging Pads, RF exposure

evaluation should be conducted assuming a user separation distance of 15 cm. E and H field strength measurements or numerical modeling may be used to demonstrate compliance. Measurements should be made from all sides and the top of the primary/client pair, with the 15 cm measured from the center of the probe(s) to the edge of the device. Emissions between 100 kHz to 300 kHz should be assessed versus the limits at 300 kHz in Table 1 of Section 1.1310: 614 V/m and 1.63 A/m. A KDB inquiry is required to determine the applicable exposure limits below 100 kHz.

2.2 MEASUREMENT DATA

Electric Field Emissions:

Test Position(20 cm)	Probe Measure Results (V/m)	Limit (V/m)
	intermediate charge	
Front	80.12	614
Back	69.03	614
Left	44.79	614
Right	41.72	614
Top	46.77	614
Bottom	48.69	614

Note: The maximum Probe Measure Results of this EUT is 80.12 V/m, less than 307 V/m($614 \times 50\%$).

Magnetic Field Emissions:

Test Position(20 cm)	Probe Measure Results (A/m)	Limit (A/m)
	intermediate charge	
Front	0.61	1.63
Back	0.58	1.63
Left	0.53	1.63
Right	0.54	1.63
Top	0.48	1.63
Bottom	0.56	1.63

Note: The maximum Probe Measure Results of this EUT is 0.61 A/m, less than 0.815 V/m($1.63 \times 50\%$).


3 LIST OF MEASURING EQUIPMENTS

Item	Kind of Equipment	Manufacturer	Type No.	Serial No.	Calibrated Date	Calibrated Until
1	Readout Unit	Wavecontrol	SMP2	19SN1139	2024/1/25	2025/1/24
2	E-Field Probe	Wavecontrol	WP400	19WP100578	2022/3/31	2025/3/30


Remark: "N/A" denotes no model name, no serial no. or no calibration specified.
All calibration period of equipment list is one year.

4 EUT TEST PHOTO


Front Side (20 cm)



Back Side (20 cm)




Left Side (20 cm)




Right Side (20 cm)



Top Side (20 cm)



Bottom Side (20 cm)



End of Test Report