

BT Party Light User Manuals

1. Characteristic

The BT Party Light is consists of 10pieces RGB lights, Bluetooth &Remote receive device and a power adaptor. The distance between two lights is 1m cable is 10 m .Each led is 1.5 w with IP44 bulb.

The 10pieces Led lights can be controlled by mobile phone App and remote controller one set.

For App operation, need installation the app on mobile phone and connect the light with the mobile through Bluetooth.

2. Specification

NO.	Item	Parameter
	Input Voltage(V)	100-240V/50-60HZ
	Input Power(W)	18W
	Power Factor (PFC)	>90%
LED light indicators		
	Lamp Power(W)	1.5w for RGB ,0.5 W for white
	CRI	White>0.75; Warm white>0.85
	Color Temperature(IF)	3000-6500,Tolerance: $\pm 500K$
	Light Decay	<10%,T=25°C; RH=90%; H=20000
	Illumination Angle	>90°,According to customers request
	Dimming	PWM

2. Operation environment

Working temperature : -20~60

Storage temperature : -40~70

3. Bluetooth App operation



Android



iOS

Scan the QR-Code to download the APP

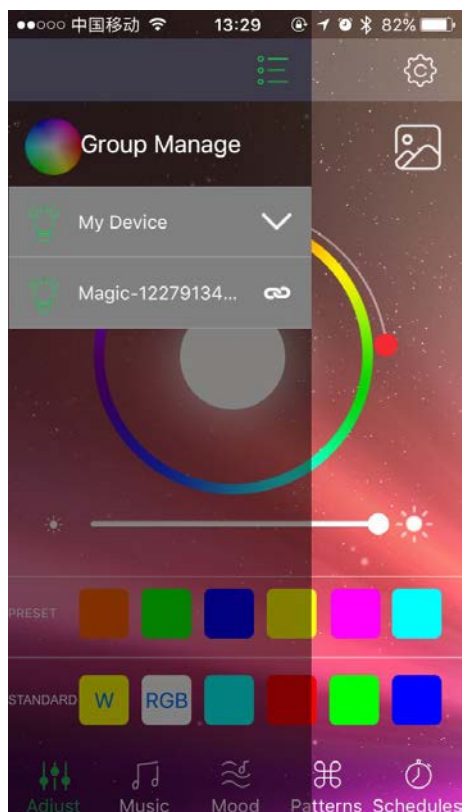
1、 Bluetooth Connection

For the first time you use it or never pair with 'Magic' after moving the equipment, please following the below steps:

A / First, please enter your phone settings, open the Bluetooth, searching and pairing with the 'Magic'.

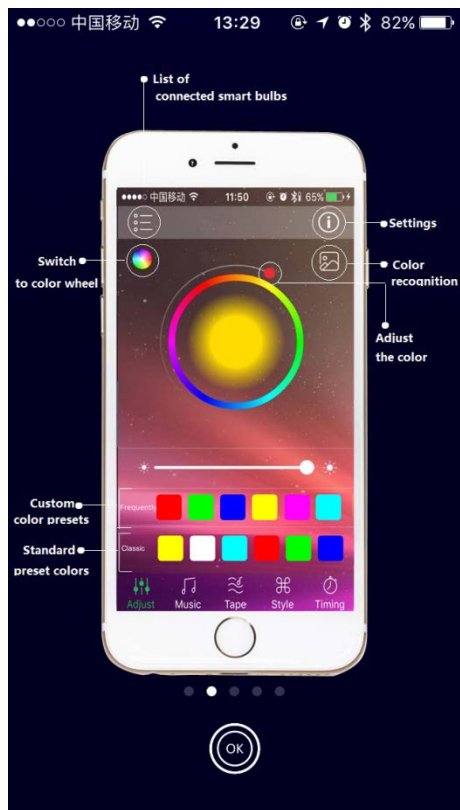


B / Second, Open the iMagic LED app, the app will auto to connect the BLE light.

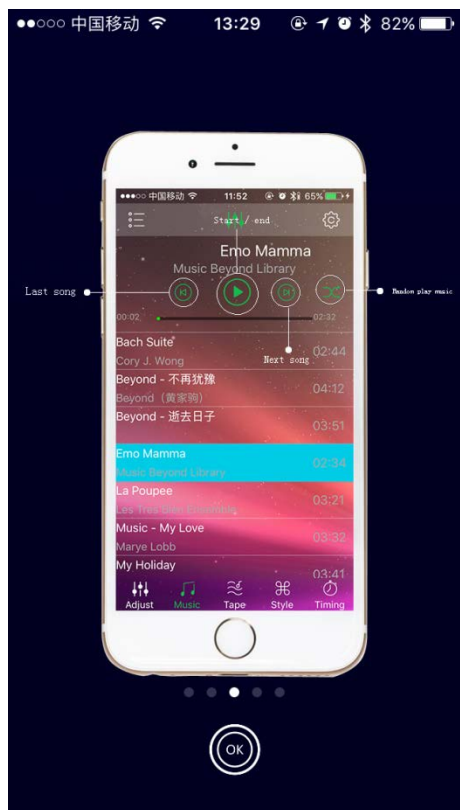


2、 Main User Interface

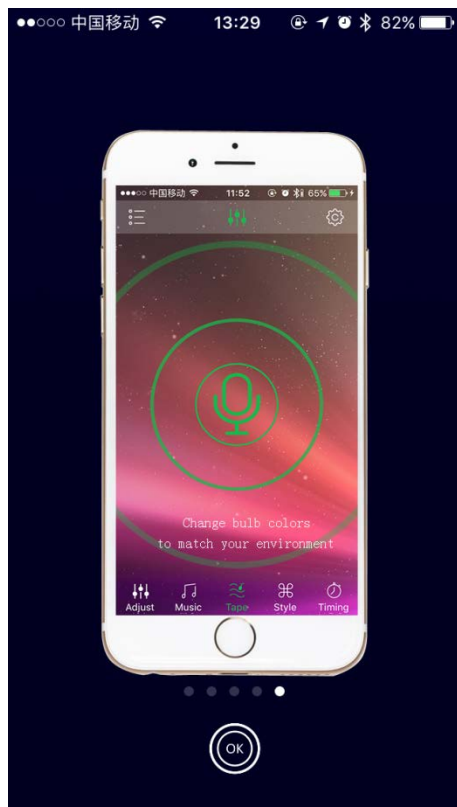
A / Adjust: Change the RGB LED color and White LED bright.



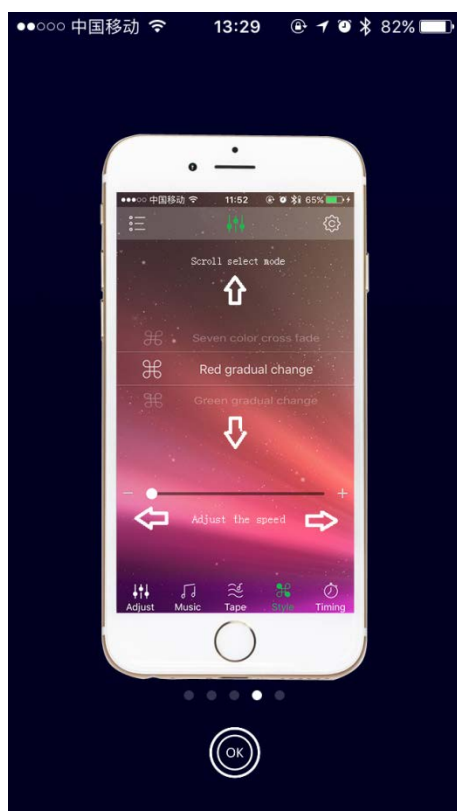
B / Music: Play music and change RGB LED color by music rhythm.



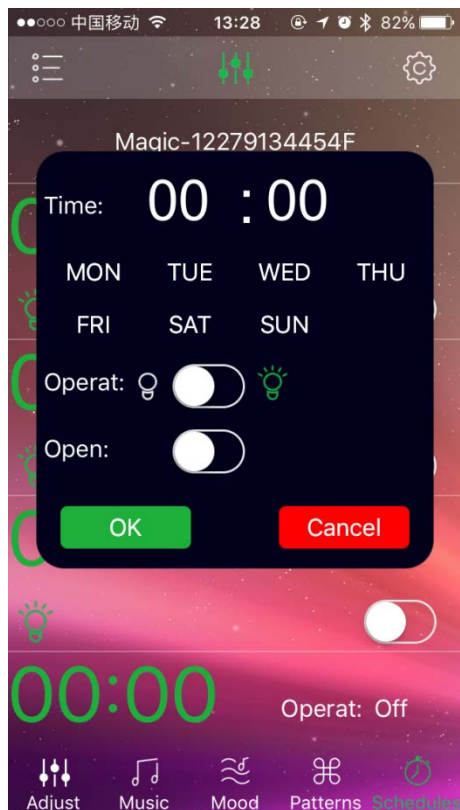
C / Mood: Change RGB LED color by phone microphone input voice rhythm.



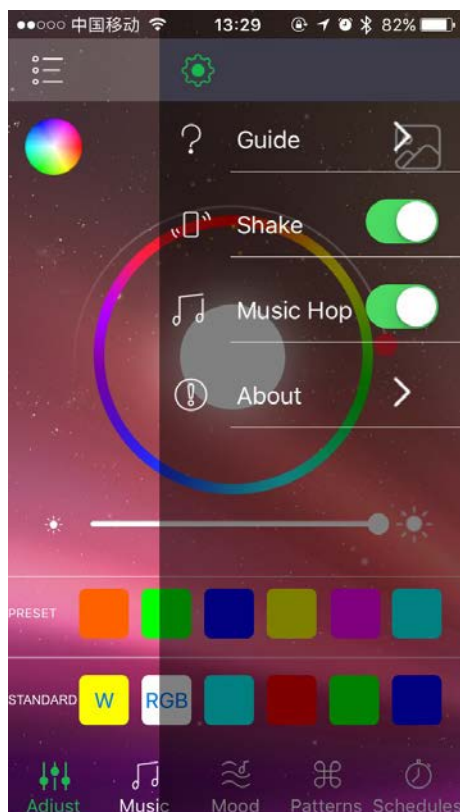
D / Patterns: Change RGB LED color by fixed model.



E / Schedules: Timers, auto ON/OFF.



F/ Setting: Shake: Change RGB LED color by shake the phone; Music Hop: RGB LED color changed by music.



FCC Compliance:

1. This device complies with Part 15 of the FCC Rules. Operation is subject to the following two conditions:

- (1) This device may not cause harmful interference, and
- (2) This device must accept any interference received, including Interference that may cause undesired operation.

2. Changes or modifications not expressly approved by the party responsible for compliance could void the user's authority to operate the equipment.

NOTE: This equipment has been tested and found to comply with the limits for a Class B digital device, pursuant to Part 15 of the FCC Rules. These limits are designed to provide reasonable protection against harmful interference in a residential installation. This equipment generates, uses and can radiate radio frequency energy and, if not installed and used in accordance with the instructions, may cause harmful interference to radio communications. However, there is

no guarantee that interference will not occur in a particular installation. If this equipment does cause harmful interference to radio or television reception, which can be determined by turning the equipment off and on, the user is encouraged to try to correct the interference by one or more of the following measures:

- Reorient or relocate the receiving antenna.
- Increase the separation between the equipment and receiver.
- Connect the equipment into an outlet on a circuit different from that to which the receiver is connected.
- Consult the dealer or an experienced radio/TV technician for help.