



Shenzhen EBO Testing Center

A506, Financial port building, Xin'an Sixth Road, 82th District, Bao'an,
Shenzhen, China.
Telephone: +86-755-33126608,
Fax: +86-755-22639141

Report No.: EBO1704095-E313
Page 1 of 26

FCC REPORT

Applicant: SHENZHEN YIDEOU ELECTRONIC TECHNOLOGY CO., LTD

Address of Applicant: Unit A of 3/F Block 3, No.17 Sanwei Industrial Road, Xixiang
Town, Baoan District, Shenzhen, China

Equipment Under Test (EUT)

Product Name: BLUETOOTH PARTY LIGHT

Model No.: LDY-10BAP

FCC ID: 2AF79-BPL01

Applicable standards: FCC CFR Title 47 Part 15 Subpart C Section 15.249:2016

Date of sample receipt: May 16, 2017

Date of Test: May 16, 2017 to June 01, 2017

Date of report issued: June 01, 2017

Test Result : PASS *

* In the configuration tested, the EUT complied with the standards specified above.

Authorized Signature:

Kevin Yu
Laboratory Manager

This report details the results of the testing carried out on one sample. The results contained in this test report do not relate to other samples of the same product and does not permit the use of the EBO product certification mark. The manufacturer should ensure that all products in series production are in conformity with the product sample detailed in this report.

This report may only be reproduced and distributed in full. If the product in this report is used in any configuration other than that detailed in the report, the manufacturer must ensure the new system complies with all relevant standards. Any mention of EBO International Electrical Approvals or testing done by EBO International Electrical Approvals in connection with, distribution or use of the product described in this report must be approved by EBO International Electrical Approvals in writing.

This document cannot be reproduced except in full, without prior written approval of the Company. Any unauthorized alteration, forgery or falsification of the content or appearance of this document is unlawful and offenders may be prosecuted to the fullest extent of the law. Unless otherwise stated the results shown in this test report refer only to the sample(s) tested and such sample(s) are retained for 90 days only."



Shenzhen EBO Testing Center

Report No.: EBO1704095-E313

Page 2 of 26

2 Version

Version No.	Date	Description
00	June 01, 2017	Original

Prepared by:

Date:

June 01, 2017

Project Engineer

Reviewed by:

Date:

June 01, 2017

Reviewer

"This document is issued by the Company subject to its General Conditions of Service printed overleaf, available on request or accessible at <http://www.ebotest.com> and, for electronic format documents, subject to Terms and Conditions for Electronic Documents at <http://www.ebotest.com> Attention is drawn to the limitation of liability, indemnification and jurisdiction issues defined therein. Any holder of this document is advised that information contained hereon reflects the Company's findings at the time of its intervention only and within the limits of Client's instructions, if any. The Company's sole responsibility is to its Client and this document does not exonerate parties to a transaction from exercising all their rights and obligations under the transaction documents. This document cannot be reproduced except in full, without prior written approval of the Company. Any unauthorized alteration, forgery or falsification of the content or appearance of this document is unlawful and offenders may be prosecuted to the fullest extent of the law. Unless otherwise stated the results shown in this test report refer only to the sample(s) tested and such sample(s) are retained for 90 days only."



3 Contents

	Page
1 COVER PAGE.....	1
2 VERSION.....	2
3 CONTENTS	3
4 TEST SUMMARY	4
4.1 MEASUREMENT UNCERTAINTY	4
5 GENERAL INFORMATION.....	5
5.1 CLIENT INFORMATION	5
5.2 GENERAL DESCRIPTION OF EUT	5
5.3 TEST MODE	7
5.4 DESCRIPTION OF SUPPORT UNITS	7
5.5 TEST FACILITY.....	7
5.6 TEST LOCATION	7
6 TEST INSTRUMENTS LIST	8
7 TEST RESULTS AND MEASUREMENT DATA.....	10
7.1 ANTENNA REQUIREMENT	10
7.2 CONDUCTED EMISSIONS	11
7.3 RADIATED EMISSION METHOD.....	14
7.3.1 Field Strength of The Fundamental Signal	16
7.3.2 Spurious emissions.....	17
7.3.3 Bandedge emissions.....	21
7.4 20dB OCCUPY BANDWIDTH	22
8 TEST SETUP PHOTO	24
9 EUT CONSTRUCTIONAL DETAILS	26



4 Test Summary

Test Item	Section in CFR 47	Result
Antenna requirement	15.203	Pass
AC Power Line Conducted Emission	15.207	Pass
Field strength of the fundamental signal	15.249 (a)	Pass
Spurious emissions	15.249 (a) (d)/15.209	Pass
Band edge	15.249 (d)/15.205	Pass
20dB Occupied Bandwidth	15.215 (c)	Pass

Pass: The EUT complies with the essential requirements in the standard.

Remark: Test according to ANSI C63.4 2014 and ANSI C63.10 2013.

4.1 Measurement Uncertainty

Test Item	Frequency Range	Measurement Uncertainty	Notes
Radiated Emission	9kHz ~ 30MHz	± 4.34dB	(1)
Radiated Emission	30MHz ~ 1000MHz	± 4.24dB	(1)
Radiated Emission	1GHz ~ 26.5GHz	± 4.68dB	(1)
AC Power Line Conducted Emission	0.15MHz ~ 30MHz	± 3.45dB	(1)

Note (1): The measurement uncertainty is for coverage factor of k=2 and a level of confidence of 95%.



5 General Information

5.1 Client Information

Applicant:	SHENZHEN YIDEOU ELECTRONIC TECHNOLOGY CO., LTD
Address of Applicant:	Unit A of 3/F Block 3, No.17 Sanwei Industrial Road, Xixiang Town, Baoan District, Shenzhen, China
Manufacturer/Factory:	SHENZHEN YIDEOU ELECTRONIC TECHNOLOGY CO., LTD
Address of Manufacturer/Factory:	Unit A of 3/F Block 3, No.17 Sanwei Industrial Road, Xixiang Town, Baoan District, Shenzhen, China

5.2 General Description of EUT

Product Name:	BLUETOOTH PARTY LIGHT
Model No.:	LDY-10BAP
Operation Frequency:	2402MHz~2480MHz
Channel Numbers:	40
Channel Separation:	2MHz
Modulation Type:	GFSK
Antenna Type:	PCB Antenna
Antenna gain:	2dBi (declare by Applicant)
Power supply:	AC 120V, 60Hz



Shenzhen EBO Testing Center

Report No.: EBO1704095-E313

Page 6 of 26

Operation Frequency each of channel							
Channel	Frequency	Channel	Frequency	Channel	Frequency	Channel	Frequency
1	2402MHz	11	2422MHz	21	2442MHz	31	2462MHz
2	2404MHz	12	2424MHz	22	2444MHz	32	2464MHz
⋮	⋮	⋮	⋮	⋮	⋮	⋮	⋮
9	2418MHz	19	2438MHz	29	2458MHz	39	2478MHz
10	2420MHz	20	2440MHz	30	2460MHz	40	2480MHz

Note:

In section 15.31(m), regards to the operating frequency range over 10 MHz, the Lowest frequency, the middle frequency, and the highest frequency of channel were selected to perform the test, and the selected channel see below:

Channel	Frequency
The lowest channel	2402MHz
The middle channel	2440MHz
The Highest channel	2480MHz

"This document is issued by the Company subject to its General Conditions of Service printed overleaf, available on request or accessible at <http://www.ebotest.com> and, for electronic format documents, subject to Terms and Conditions for Electronic Documents at <http://www.ebotest.com> Attention is drawn to the limitation of liability, indemnification and jurisdiction issues defined therein. Any holder of this document is advised that information contained hereon reflects the Company's findings at the time of its intervention only and within the limits of Client's instructions, if any. The Company's sole responsibility is to its Client and this document does not exonerate parties to a transaction from exercising all their rights and obligations under the transaction documents. This document cannot be reproduced except in full, without prior written approval of the Company. Any unauthorized alteration, forgery or falsification of the content or appearance of this document is unlawful and offenders may be prosecuted to the fullest extent of the law. Unless otherwise stated the results shown in this test report refer only to the sample(s) tested and such sample(s) are retained for 90 days only."



Shenzhen EBO Testing Center

Report No.: EBO1704095-E313

Page 7 of 26

5.3 Test mode

Transmitting mode	Keep the EUT in continuously transmitting mode
<i>Remark: During the test, the test voltage was tuned from 85% to 115% of the nominal rated supply voltage, and found that the worst case was under the nominal rated supply condition. So the report just shows that condition's data.</i>	

Per-test mode.

We have verified the construction and function in typical operation, The EUT was placed on three different polar directions; i.e. X axis, Y axis, Z axis. which was shown in this test report and defined as follows:

Axis	X	Y	Z
Field Strength(dBuV/m)	93.11	96.29	92.08

5.4 Description of Support Units

None

5.5 Test Facility

The test facility is recognized, certified, or accredited by the following organizations:

- **FCC —Registration No.: 600491**

Global United Technology Services Co., Ltd., Shenzhen EMC Laboratory has been registered and fully described in a report filed with the (FCC) Federal Communications Commission. The acceptance letter from the FCC is maintained in files. Registration 600491, June 28, 2013.

- **Industry Canada (IC) —Registration No.: 9079A-2**

The 3m Semi-anechoic chamber of Global United Technology Services Co., Ltd. has been registered by Certification and Engineering Bureau of Industry Canada for radio equipment testing with Registration No.: 9079A-2, June 26, 2013.

5.6 Test Location

All tests were performed at:
Global United Technology Services Co., Ltd. Address: 2nd Floor, Block No.2, Laodong Industrial Zone, Xixiang Road Baoan District, Shenzhen, China

"This document is issued by the Company subject to its General Conditions of Service printed overleaf, available on request or accessible at <http://www.ebotest.com> and, for electronic format documents, subject to Terms and Conditions for Electronic Documents at <http://www.ebotest.com> Attention is drawn to the limitation of liability, indemnification and jurisdiction issues defined therein. Any holder of this document is advised that information contained hereon reflects the Company's findings at the time of its intervention only and within the limits of Client's instructions, if any. The Company's sole responsibility is to its Client and this document does not exonerate parties to a transaction from exercising all their rights and obligations under the transaction documents. This document cannot be reproduced except in full, without prior written approval of the Company. Any unauthorized alteration, forgery or falsification of the content or appearance of this document is unlawful and offenders may be prosecuted to the fullest extent of the law. Unless otherwise stated the results shown in this test report refer only to the sample(s) tested and such sample(s) are retained for 90 days only."



6 Test Instruments list

Radiated Emission:						
Item	Test Equipment	Manufacturer	Model No.	Inventory No.	Cal.Date (mm-dd-yy)	Cal.Due date (mm-dd-yy)
1	3m Semi- Anechoic Chamber	ZhongYu Electron	9.2(L)*6.2(W)* 6.4(H)	250	July. 03 2015	July. 02 2020
2	Control Room	ZhongYu Electron	6.2(L)*2.5(W)* 2.4(H)	251	N/A	N/A
3	EMI Test Receiver	Rohde & Schwarz	ESU26	203	June. 29 2016	June. 28 2017
4	BiConiLog Antenna	SCHWARZBECK MESS- ELEKTRONIK	VULB9163	214	June. 29 2016	June. 28 2017
5	Double -ridged waveguide horn	SCHWARZBECK MESS- ELEKTRONIK	9120D-829	208	June. 29 2016	June. 28 2017
6	Horn Antenna	ETS-LINDGREN	3160	217	June. 29 2016	June. 28 2017
7	EMI Test Software	AUDIX	E3	N/A	N/A	N/A
8	Coaxial Cable	GTS	N/A	213	June. 29 2016	June. 28 2017
9	Coaxial Cable	GTS	N/A	211	June. 29 2016	June. 28 2017
10	Coaxial cable	GTS	N/A	210	June. 29 2016	June. 28 2017
11	Coaxial Cable	GTS	N/A	212	June. 29 2016	June. 28 2017
12	Amplifier(100kHz- 3GHz)	HP	8347A	204	June. 29 2016	June. 28 2017
13	Amplifier(2GHz- 20GHz)	HP	8349B	206	June. 29 2016	June. 28 2017
14	Amplifier (18-26GHz)	Rohde & Schwarz	AFS33-18002 650-30-8P-44	218	June. 29 2016	June. 28 2017
15	Band filter	Amindeon	82346	219	June. 29 2016	June. 28 2017
16	Constant temperature and humidity box	Oregon Scientific	BA-888	248	June. 29 2016	June. 28 2017
17	D.C. Power Supply	Instek	PS-3030	232	June. 29 2016	June. 28 2017
18	Wideband Radio Communication Tester	Rohde & Schwarz	CMW500	588	June. 29 2016	June. 28 2017
19	Splitter	Agilent	11636B	237	June. 29 2016	June. 28 2017

"This document is issued by the Company subject to its General Conditions of Service printed overleaf, available on request or accessible at <http://www.ebotest.com> and, for electronic format documents, subject to Terms and Conditions for Electronic Documents at <http://www.ebotest.com> Attention is drawn to the limitation of liability, indemnification and jurisdiction issues defined therein. Any holder of this document is advised that information contained hereon reflects the Company's findings at the time of its intervention only and within the limits of Client's instructions, if any. The Company's sole responsibility is to its Client and this document does not exonerate parties to a transaction from exercising all their rights and obligations under the transaction documents. This document cannot be reproduced except in full, without prior written approval of the Company. Any unauthorized alteration, forgery or falsification of the content or appearance of this document is unlawful and offenders may be prosecuted to the fullest extent of the law. Unless otherwise stated the results shown in this test report refer only to the sample(s) tested and such sample(s) are retained for 90 days only."



Shenzhen EBO Testing Center

Report No.: EBO1704095-E313

Page 9 of 26

Disturbance voltages:						
Item	Test Equipment	Manufacturer	Model No.	Inventory No.	Cal.Date (mm-dd-yy)	Cal.Due date (mm-dd-yy)
1	Shielding Room	ZhongYu Electron	7.0(L)x3.0(W)x3.0(H)	252	Jul. 06 2016	Jul. 05 2017
2	EMI Test Receiver	Rohde & Schwarz	ESCS30	223	Jul. 06 2016	Jul. 05 2017
3	10dB Pulse Limita	Rohde & Schwarz	N/A	224	Jul. 06 2016	Jul. 05 2017
4	Coaxial Switch	ANRITSU CORP	MP59B	225	Jul. 06 2016	Jul. 05 2017
5	LISN	SCHWARZBECK MESS-ELEKTRONIK	NSLK8127	226	Jul. 06 2016	Jul. 05 2017
6	Coaxial Cable	GTS	N/A	227	Jul. 06 2016	Jul. 05 2017
7	EMI Test Software	AUDIX	E3	N/A	N/A	N/A
8	Thermo meter	KTJ	TA328	233	Jul. 06 2016	Jul. 05 2017

"This document is issued by the Company subject to its General Conditions of Service printed overleaf, available on request or accessible at <http://www.ebotest.com> and, for electronic format documents, subject to Terms and Conditions for Electronic Documents at <http://www.ebotest.com> Attention is drawn to the limitation of liability, indemnification and jurisdiction issues defined therein. Any holder of this document is advised that information contained hereon reflects the Company's findings at the time of its intervention only and within the limits of Client's instructions, if any. The Company's sole responsibility is to its Client and this document does not exonerate parties to a transaction from exercising all their rights and obligations under the transaction documents. This document cannot be reproduced except in full, without prior written approval of the Company. Any unauthorized alteration, forgery or falsification of the content or appearance of this document is unlawful and offenders may be prosecuted to the fullest extent of the law. Unless otherwise stated the results shown in this test report refer only to the sample(s) tested and such sample(s) are retained for 90 days only."



7 Test results and Measurement Data

7.1 Antenna requirement

Standard requirement:	FCC Part15 C Section 15.203 /247(c)
15.203 requirement: An intentional radiator shall be designed to ensure that no antenna other than that furnished by the responsible party shall be used with the device. The use of a permanently attached antenna or of an antenna that uses a unique coupling to the intentional radiator, the manufacturer may design the unit so that a broken antenna can be replaced by the user, but the use of a standard antenna jack or electrical connector is prohibited.	
15.247(c) (1)(i) requirement: (i) Systems operating in the 2400-2483.5 MHz band that is used exclusively for fixed. Point-to-point operations may employ transmitting antennas with directional gain greater than 6dBi provided the maximum conducted output power of the intentional radiator is reduced by 1 dB for every 3 dB that the directional gain of the antenna exceeds 6dBi.	
EUT Antenna:	
<i>The antenna is Ceramic antenna, the best case gain of the antenna is 2dBi</i>	



7.2 Conducted Emissions

Test Requirement:	FCC Part15 C Section 15.207		
Test Method:	ANSI C63.10:2013		
Test Frequency Range:	150KHz to 30MHz		
Class / Severity:	Class B		
Receiver setup:	RBW=9KHz, VBW=30KHz, Sweep time=auto		
Limit:	Frequency range (MHz)	Limit (dBuV)	
		Quasi-peak	Average
	0.15-0.5	66 to 56*	56 to 46*
	0.5-5	56	46
	5-30	60	50
* Decreases with the logarithm of the frequency.			
Test setup:	<div><p style="text-align: center;">Reference Plane</p><p style="text-align: center;">Test table/Insulation plane</p><p><i>Remark: E.U.T: Equipment Under Test LISN: Line Impedance Stabilization Network Test table height=0.8m</i></p></div>		
Test procedure:	<div><div>1. The E.U.T and simulators are connected to the main power through a line impedance stabilization network (L.I.S.N.). This provides a 50ohm/50uH coupling impedance for the measuring equipment.</div><div>2. The peripheral devices are also connected to the main power through a LISN that provides a 50ohm/50uH coupling impedance with 50ohm termination. (Please refer to the block diagram of the test setup and photographs).</div><div>3. Both sides of A.C. line are checked for maximum conducted interference. In order to find the maximum emission, the relative positions of equipment and all of the interface cables must be changed according to ANSI C63.10:2013 on conducted measurement.</div></div>		
Test Instruments:	Refer to section 6.0 for details		
Test mode:	Refer to section 5.3 for details		
Test results:	Pass		

Measurement data:

"This document is issued by the Company subject to its General Conditions of Service printed overleaf, available on request or accessible at <http://www.ebotest.com> and, for electronic format documents, subject to Terms and Conditions for Electronic Documents at <http://www.ebotest.com> Attention is drawn to the limitation of liability, indemnification and jurisdiction issues defined therein. Any holder of this document is advised that information contained hereon reflects the Company's findings at the time of its intervention only and within the limits of Client's instructions, if any. The Company's sole responsibility is to its Client and this document does not exonerate parties to a transaction from exercising all their rights and obligations under the transaction documents. This document cannot be reproduced except in full, without prior written approval of the Company. Any unauthorized alteration, forgery or falsification of the content or appearance of this document is unlawful and offenders may be prosecuted to the fullest extent of the law. Unless otherwise stated the results shown in this test report refer only to the sample(s) tested and such sample(s) are retained for 90 days only."

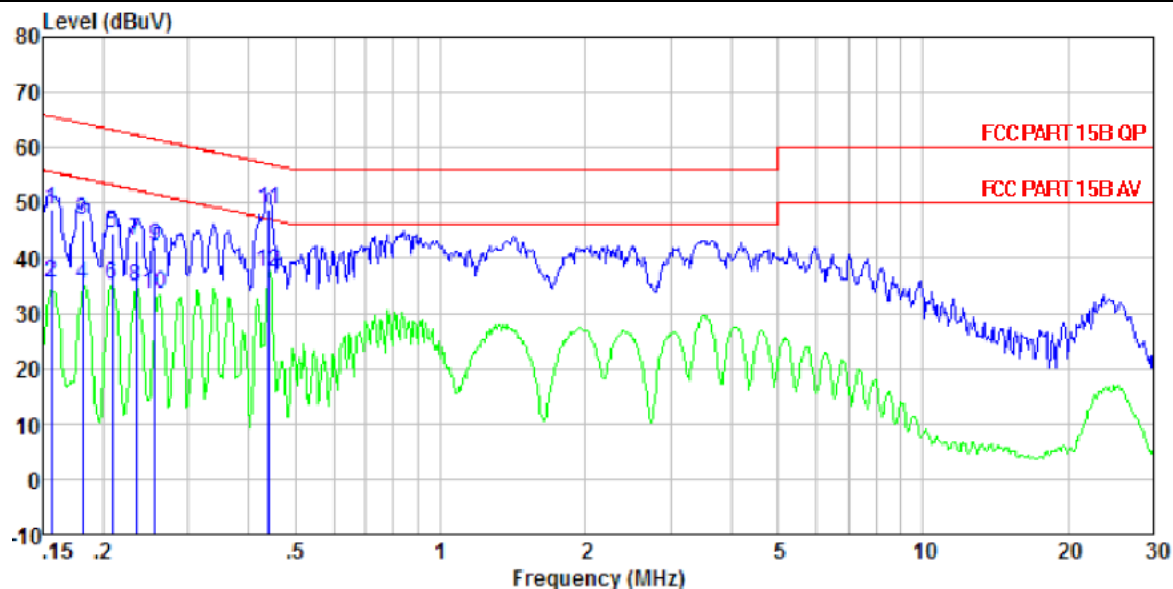


Shenzhen EBO Testing Center

Report No.: EBO1704095-E313

Page 12 of 26

Test mode:	Bluetooth mode (BLE)		LINE
------------	----------------------	--	------



"This document is issued by the Company subject to its General Conditions of Service printed overleaf, available on request or accessible at <http://www.ebotest.com> and, for electronic format documents, subject to Terms and Conditions for Electronic Documents at <http://www.ebotest.com> Attention is drawn to the limitation of liability, indemnification and jurisdiction issues defined therein. Any holder of this document is advised that information contained hereon reflects the Company's findings at the time of its intervention only and within the limits of Client's instructions, if any. The Company's sole responsibility is to its Client and this document does not exonerate parties to a transaction from exercising all their rights and obligations under the transaction documents. This document cannot be reproduced except in full, without prior written approval of the Company. Any unauthorized alteration, forgery or falsification of the content or appearance of this document is unlawful and offenders may be prosecuted to the fullest extent of the law. Unless otherwise stated the results shown in this test report refer only to the sample(s) tested and such sample(s) are retained for 90 days only."

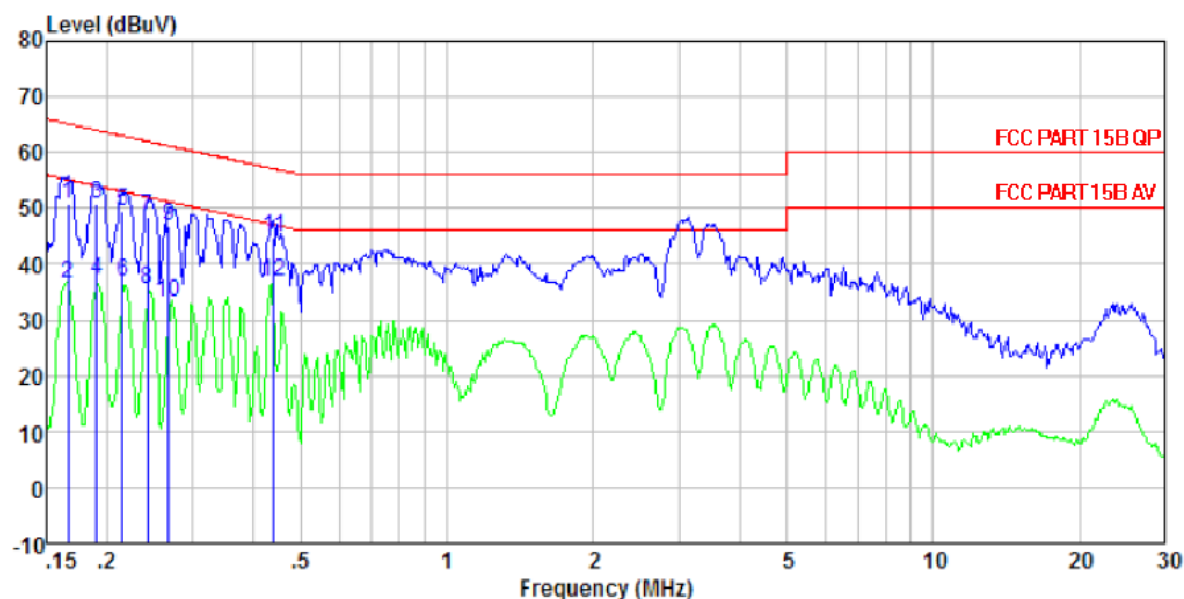


Shenzhen EBO Testing Center

Report No.: EBO1704095-E313

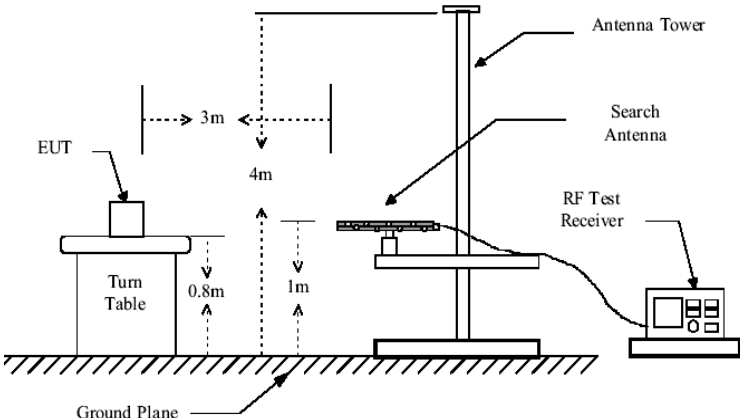
Page 13 of 26

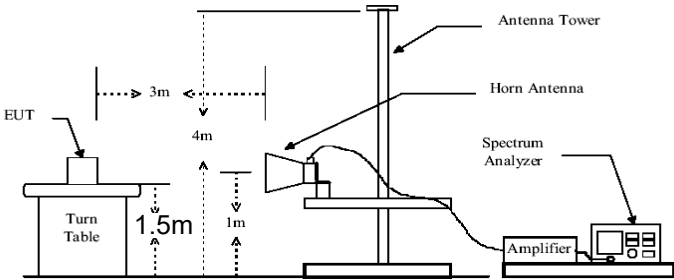
Test mode:	Bluetooth mode (BLE)		NEUTRAL
------------	----------------------	--	---------



"This document is issued by the Company subject to its General Conditions of Service printed overleaf, available on request or accessible at <http://www.ebotest.com> and, for electronic format documents, subject to Terms and Conditions for Electronic Documents at <http://www.ebotest.com> Attention is drawn to the limitation of liability, indemnification and jurisdiction issues defined therein. Any holder of this document is advised that information contained hereon reflects the Company's findings at the time of its intervention only and within the limits of Client's instructions, if any. The Company's sole responsibility is to its Client and this document does not exonerate parties to a transaction from exercising all their rights and obligations under the transaction documents. This document cannot be reproduced except in full, without prior written approval of the Company. Any unauthorized alteration, forgery or falsification of the content or appearance of this document is unlawful and offenders may be prosecuted to the fullest extent of the law. Unless otherwise stated the results shown in this test report refer only to the sample(s) tested and such sample(s) are retained for 90 days only."

7.3 Radiated Emission Method

Test Requirement:	FCC Part15 C Section 15.209				
Test Method:	ANSI C63.10:2013				
Test Frequency Range:	30MHz to 25GHz				
Test site:	Measurement Distance: 3m				
Receiver setup:	Frequency	Detector	RBW	VBW	Remark
	30MHz-1GHz	Quasi-peak	120KHz	300KHz	Quasi-peak Value
	Above 1GHz	Peak	1MHz	3MHz	Peak Value
		Peak	1MHz	10Hz	Average Value
Limit: (Field strength of the fundamental signal)	Frequency		Limit (dBuV/m @3m)		Remark
	2400MHz-2483.5MHz		94.00		Average Value
Limit: (Spurious Emissions)	Frequency		Limit (dBuV/m @3m)		Remark
	30MHz-88MHz		40.00		Quasi-peak Value
	88MHz-216MHz		43.50		Quasi-peak Value
	216MHz-960MHz		46.00		Quasi-peak Value
	960MHz-1GHz		54.00		Quasi-peak Value
	Above 1GHz		54.00		Average Value
			74.00		Peak Value
Limit: (band edge)	Emissions radiated outside of the specified frequency bands, except for harmonics, shall be attenuated by at least 50 dB below the level of the fundamental or to the general radiated emission limits in Section 15.209, whichever is the lesser attenuation.				
Test setup:	Below 1GHz				
					
	Above 1GHz				

	
<p>Test Procedure:</p>	<ol style="list-style-type: none"> 1. The EUT was placed on the top of a rotating table 0.8m/1.5m above the ground at a 3 meter camber. The table was rotated 360 degrees to determine the position of the highest radiation. 2. The EUT was set 3 meters away from the interference-receiving antenna, which was mounted on the top of a variable-height antenna tower. 3. The antenna height is varied from one meter to four meters above the ground to determine the maximum value of the field strength. Both horizontal and vertical polarizations of the antenna are set to make the measurement. 4. For each suspected emission, the EUT was arranged to its worst case and then the antenna was tuned to heights from 1 meter to 4 meters and the rota table was turned from 0 degrees to 360 degrees to find the maximum reading. 5. The test-receiver system was set to Peak Detect Function and Specified Bandwidth with Maximum Hold Mode. 6. If the emission level of the EUT in peak mode was 10dB lower than the limit specified, then testing could be stopped and the peak values of the EUT would be reported. Otherwise the emissions that did not have 10dB margin would be re-tested one by one using peak, quasi-peak or average method as specified and then reported in a data sheet.
<p>Test Instruments:</p>	<p>Refer to section 6.0 for details</p>
<p>Test mode:</p>	<p>Refer to section 5.3 for details</p>
<p>Test results:</p>	<p>Pass</p>

Measurement data:

"This document is issued by the Company subject to its General Conditions of Service printed overleaf, available on request or accessible at <http://www.ebotest.com> and, for electronic format documents, subject to Terms and Conditions for Electronic Documents at <http://www.ebotest.com> Attention is drawn to the limitation of liability, indemnification and jurisdiction issues defined therein. Any holder of this document is advised that information contained hereon reflects the Company's findings at the time of its intervention only and within the limits of Client's instructions, if any. The Company's sole responsibility is to its Client and this document does not exonerate parties to a transaction from exercising all their rights and obligations under the transaction documents. This document cannot be reproduced except in full, without prior written approval of the Company. Any unauthorized alteration, forgery or falsification of the content or appearance of this document is unlawful and offenders may be prosecuted to the fullest extent of the law. Unless otherwise stated the results shown in this test report refer only to the sample(s) tested and such sample(s) are retained for 90 days only."



Shenzhen EBO Testing Center

Report No.: EBO1704095-E313

Page 16 of 26

7.3.1 Field Strength of The Fundamental Signal

Peak value:

Frequency (MHz)	Read Level (dBuV)	Antenna Factor (dB/m)	Cable Loss (dB)	Preamplifier Factor (dB)	Level (dBuV/m)	Limit Line (dBuV/m)	Over Limit (dB)	polarization
2402.00	93.50	27.58	5.39	30.18	96.29	114.00	-17.71	Vertical
2402.00	89.80	27.58	5.39	30.18	92.59	114.00	-21.41	Horizontal
2440.00	92.06	27.55	5.43	30.06	94.98	114.00	-19.02	Vertical
2440.00	88.86	27.55	5.43	30.06	91.78	114.00	-22.22	Horizontal
2480.00	90.79	27.52	5.47	29.93	93.85	114.00	-20.16	Vertical
2480.00	87.48	27.52	5.47	29.93	90.54	114.00	-23.46	Horizontal

Average value:

Frequency (MHz)	Read Level (dBuV)	Antenna Factor (dB/m)	Cable Loss (dB)	Preamplifier Factor (dB)	Level (dBuV/m)	Limit Line (dBuV/m)	Over Limit (dB)	polarization
2402.00	82.07	27.58	5.39	30.18	84.86	94.00	-9.14	Vertical
2402.00	79.30	27.58	5.39	30.18	82.09	94.00	-11.91	Horizontal
2440.00	80.23	27.55	5.43	30.06	83.15	94.00	-10.85	Vertical
2440.00	76.92	27.55	5.43	30.06	79.84	94.00	-14.16	Horizontal
2480.00	82.51	27.52	5.47	29.93	85.57	94.00	-8.43	Vertical
2480.00	79.12	27.52	5.47	29.93	82.18	94.00	-11.82	Horizontal

Remark: RBW 3MHz, VBW 10MHz, peak detector for PK value, RBW 3MHz, VBW 10MHz RMS detector for AV value

"This document is issued by the Company subject to its General Conditions of Service printed overleaf, available on request or accessible at <http://www.ebotest.com> and, for electronic format documents, subject to Terms and Conditions for Electronic Documents at <http://www.ebotest.com> Attention is drawn to the limitation of liability, indemnification and jurisdiction issues defined therein. Any holder of this document is advised that information contained hereon reflects the Company's findings at the time of its intervention only and within the limits of Client's instructions, if any. The Company's sole responsibility is to its Client and this document does not exonerate parties to a transaction from exercising all their rights and obligations under the transaction documents. This document cannot be reproduced except in full, without prior written approval of the Company. Any unauthorized alteration, forgery or falsification of the content or appearance of this document is unlawful and offenders may be prosecuted to the fullest extent of the law. Unless otherwise stated the results shown in this test report refer only to the sample(s) tested and such sample(s) are retained for 90 days only."



7.3.2 Spurious emissions

■ Below 1GHz

Frequency (MHz)	Read Level (dBuV)	Antenna Factor (dB/m)	Cable Loss (dB)	Preamplifier Factor (dB)	Level (dBuV/m)	Limit Line (dBuV/m)	Over Limit (dB)	polarization
30.85	45.65	14.32	0.56	32.06	28.47	40.00	-11.53	Vertical
47.66	45.46	15.39	0.75	31.98	29.62	40.00	-10.38	Vertical
76.24	40.47	10.03	1.00	31.81	19.69	40.00	-20.31	Vertical
150.54	48.95	10.29	1.57	31.98	28.83	43.50	-14.67	Vertical
287.99	38.90	14.84	2.31	32.18	23.87	46.00	-22.13	Vertical
537.59	37.33	19.36	3.47	31.35	28.81	46.00	-17.19	Vertical
30.21	37.55	14.33	0.55	32.06	20.37	40.00	-19.63	Horizontal
60.28	38.21	14.69	0.86	31.94	21.82	40.00	-18.18	Horizontal
89.91	46.33	13.90	1.11	31.72	29.62	43.50	-13.88	Horizontal
139.85	42.06	10.19	1.50	31.94	21.81	43.50	-21.69	Horizontal
245.95	39.77	14.08	2.10	32.16	23.79	46.00	-22.21	Horizontal
599.32	36.61	20.45	3.72	31.04	29.74	46.00	-16.26	Horizontal



Shenzhen EBO Testing Center

Report No.: EBO1704095-E313

Page 18 of 26

■ Above 1GHz

Test channel:	Lowest channel
---------------	----------------

Peak value:

Frequency (MHz)	Read Level (dBuV)	Antenna Factor (dB/m)	Cable Loss (dB)	Preamp Factor (dB)	Level (dBuV/m)	Limit Line (dBuV/m)	Over Limit (dB)	polarization
4804.00	39.14	31.78	8.60	32.09	47.43	74.00	-26.57	Vertical
7206.00	33.05	36.15	11.65	32.00	48.85	74.00	-25.15	Vertical
9608.00	32.55	37.95	14.14	31.62	53.02	74.00	-20.98	Vertical
12010.00	*					74.00		Vertical
14412.00	*					74.00		Vertical
4804.00	43.80	31.78	8.60	32.09	52.09	74.00	-21.91	Horizontal
7206.00	34.96	36.15	11.65	32.00	50.76	74.00	-23.24	Horizontal
9608.00	32.15	37.95	14.14	31.62	52.62	74.00	-21.38	Horizontal
12010.00	*					74.00		Horizontal
14412.00	*					74.00		Horizontal

Average value:

Frequency (MHz)	Read Level (dBuV)	Antenna Factor (dB/m)	Cable Loss (dB)	Preamp Factor (dB)	Level (dBuV/m)	Limit Line (dBuV/m)	Over Limit (dB)	polarization
4804.00	27.61	31.78	8.60	32.09	35.90	54.00	-18.10	Vertical
7206.00	21.53	36.15	11.65	32.00	37.33	54.00	-16.67	Vertical
9608.00	20.49	37.95	14.14	31.62	40.96	54.00	-13.04	Vertical
12010.00	*					54.00		Vertical
14412.00	*					54.00		Vertical
4804.00	32.04	31.78	8.60	32.09	40.33	54.00	-13.67	Horizontal
7206.00	23.82	36.15	11.65	32.00	39.62	54.00	-14.38	Horizontal
9608.00	20.37	37.95	14.14	31.62	40.84	54.00	-13.16	Horizontal
12010.00	*					54.00		Horizontal
14412.00	*					54.00		Horizontal

Remark:

1. *Final Level = Receiver Read level + Antenna Factor + Cable Loss – Preamplifier Factor*
2. *“*”*, means this data is the too weak instrument of signal is unable to test.

"This document is issued by the Company subject to its General Conditions of Service printed overleaf, available on request or accessible at <http://www.ebotest.com> and, for electronic format documents, subject to Terms and Conditions for Electronic Documents at <http://www.ebotest.com> Attention is drawn to the limitation of liability, indemnification and jurisdiction issues defined therein. Any holder of this document is advised that information contained hereon reflects the Company's findings at the time of its intervention only and within the limits of Client's instructions, if any. The Company's sole responsibility is to its Client and this document does not exonerate parties to a transaction from exercising all their rights and obligations under the transaction documents. This document cannot be reproduced except in full, without prior written approval of the Company. Any unauthorized alteration, forgery or falsification of the content or appearance of this document is unlawful and offenders may be prosecuted to the fullest extent of the law. Unless otherwise stated the results shown in this test report refer only to the sample(s) tested and such sample(s) are retained for 90 days only."



Shenzhen EBO Testing Center

Report No.: EBO1704095-E313

Page 19 of 26

Test channel:	Middle
---------------	--------

Peak value:

Frequency (MHz)	Read Level (dBuV)	Antenna Factor (dB/m)	Cable Loss (dB)	Preamplifier Factor (dB)	Level (dBuV/m)	Limit Line (dBuV/m)	Over Limit (dB)	polarization
4880.00	36.92	31.85	8.67	32.12	45.32	74.00	-28.68	Vertical
7320.00	31.57	36.37	11.72	31.89	47.77	74.00	-26.23	Vertical
9760.00	31.24	38.35	14.25	31.62	52.22	74.00	-21.78	Vertical
12200.00	*					74.00		Vertical
14640.00	*					74.00		Vertical
4880.00	41.13	31.85	8.67	32.12	49.53	74.00	-24.47	Horizontal
7320.00	33.30	36.37	11.72	31.89	49.50	74.00	-24.50	Horizontal
9760.00	30.63	38.35	14.25	31.62	51.61	74.00	-22.39	Horizontal
12200.00	*					74.00		Horizontal
14640.00	*					74.00		Horizontal

Average value:

Frequency (MHz)	Read Level (dBuV)	Antenna Factor (dB/m)	Cable Loss (dB)	Preamplifier Factor (dB)	Level (dBuV/m)	Limit Line (dBuV/m)	Over Limit (dB)	polarization
4880.00	25.82	31.85	8.67	32.12	34.22	54.00	-19.78	Vertical
7320.00	20.31	36.37	11.72	31.89	36.51	54.00	-17.49	Vertical
9760.00	19.41	38.35	14.25	31.62	40.39	54.00	-13.61	Vertical
12200.00	*					54.00		Vertical
14640.00	*					54.00		Vertical
4880.00	30.00	31.85	8.67	32.12	38.40	54.00	-15.60	Horizontal
7320.00	22.46	36.37	11.72	31.89	38.66	54.00	-15.34	Horizontal
9760.00	19.11	38.35	14.25	31.62	40.09	54.00	-13.91	Horizontal
12200.00	*					54.00		Horizontal
14640.00	*					54.00		Horizontal

Remark:

1. Final Level = Receiver Read level + Antenna Factor + Cable Loss – Preamplifier Factor
2. “*”, means this data is the too weak instrument of signal is unable to test.

“This document is issued by the Company subject to its General Conditions of Service printed overleaf, available on request or accessible at <http://www.ebotest.com> and, for electronic format documents, subject to Terms and Conditions for Electronic Documents at <http://www.ebotest.com> Attention is drawn to the limitation of liability, indemnification and jurisdiction issues defined therein. Any holder of this document is advised that information contained hereon reflects the Company's findings at the time of its intervention only and within the limits of Client's instructions, if any. The Company's sole responsibility is to its Client and this document does not exonerate parties to a transaction from exercising all their rights and obligations under the transaction documents. This document cannot be reproduced except in full, without prior written approval of the Company. Any unauthorized alteration, forgery or falsification of the content or appearance of this document is unlawful and offenders may be prosecuted to the fullest extent of the law. Unless otherwise stated the results shown in this test report refer only to the sample(s) tested and such sample(s) are retained for 90 days only.”



Shenzhen EBO Testing Center

Report No.: EBO1704095-E313

Page 20 of 26

Test channel:	Highest
---------------	---------

Peak value:

Frequency (MHz)	Read Level (dBuV)	Antenna Factor (dB/m)	Cable Loss (dB)	Preamp Factor (dB)	Level (dBuV/m)	Limit Line (dBuV/m)	Over Limit (dB)	polarization
4960.00	33.80	31.93	8.73	32.16	42.30	74.00	-31.70	Vertical
7440.00	29.51	36.59	11.79	31.78	46.11	74.00	-27.89	Vertical
9920.00	29.40	38.81	14.38	31.88	50.71	74.00	-23.29	Vertical
12400.00	*					74.00		Vertical
14880.00	*					74.00		Vertical
4960.00	37.37	31.93	8.73	32.16	45.87	74.00	-28.13	Horizontal
7440.00	30.95	36.59	11.79	31.78	47.55	74.00	-26.45	Horizontal
9920.00	28.49	38.81	14.38	31.88	49.80	74.00	-24.20	Horizontal
12400.00	*					74.00		Horizontal
14880.00	*					74.00		Horizontal

Average value:

Frequency (MHz)	Read Level (dBuV)	Antenna Factor (dB/m)	Cable Loss (dB)	Preamp Factor (dB)	Level (dBuV/m)	Limit Line (dBuV/m)	Over Limit (dB)	polarization
4960.00	23.26	31.93	8.73	32.16	31.76	54.00	-22.24	Vertical
7440.00	18.57	36.59	11.79	31.78	35.17	54.00	-18.83	Vertical
9920.00	17.87	38.81	14.38	31.88	39.18	54.00	-14.82	Vertical
12400.00	*					54.00		Vertical
14880.00	*					54.00		Vertical
4960.00	27.09	31.93	8.73	32.16	35.59	54.00	-18.41	Horizontal
7440.00	20.51	36.59	11.79	31.78	37.11	54.00	-16.89	Horizontal
9920.00	17.31	38.81	14.38	31.88	38.62	54.00	-15.38	Horizontal
12400.00	*					54.00		Horizontal
14880.00	*					54.00		Horizontal

Remark:

1. $Final\ Level = Receiver\ Read\ level + Antenna\ Factor + Cable\ Loss - Preamplifier\ Factor$
2. “*”, means this data is the too weak instrument of signal is unable to test.
3. The emission levels of other frequencies are very lower than the limit and not show in test report.

“This document is issued by the Company subject to its General Conditions of Service printed overleaf, available on request or accessible at <http://www.ebotest.com> and, for electronic format documents, subject to Terms and Conditions for Electronic Documents at <http://www.ebotest.com> Attention is drawn to the limitation of liability, indemnification and jurisdiction issues defined therein. Any holder of this document is advised that information contained hereon reflects the Company's findings at the time of its intervention only and within the limits of Client's instructions, if any. The Company's sole responsibility is to its Client and this document does not exonerate parties to a transaction from exercising all their rights and obligations under the transaction documents. This document cannot be reproduced except in full, without prior written approval of the Company. Any unauthorized alteration, forgery or falsification of the content or appearance of this document is unlawful and offenders may be prosecuted to the fullest extent of the law. Unless otherwise stated the results shown in this test report refer only to the sample(s) tested and such sample(s) are retained for 90 days only.”



Shenzhen EBO Testing Center

Report No.: EBO1704095-E313

Page 21 of 26

7.3.3 Bandedge emissions

All of the restriction bands were tested, and only the data of worst case was exhibited.

Test channel:	Lowest channel
---------------	----------------

Peak value:

Frequency (MHz)	Read Level (dBuV)	Antenna Factor (dB/m)	Cable Loss (dB)	Preamp Factor (dB)	Level (dBuV/m)	Limit Line (dBuV/m)	Over Limit (dB)	Polarization
2390.00	48.14	27.59	5.38	30.18	50.93	74.00	-23.07	Horizontal
2400.00	65.68	27.58	5.39	30.18	68.47	74.00	-5.53	Horizontal
2390.00	49.19	27.59	5.38	30.18	51.98	74.00	-22.02	Vertical
2400.00	68.28	27.58	5.39	30.18	71.07	74.00	-2.93	Vertical

Average value:

Frequency (MHz)	Read Level (dBuV)	Antenna Factor (dB/m)	Cable Loss (dB)	Preamp Factor (dB)	Level (dBuV/m)	Limit Line (dBuV/m)	Over Limit (dB)	Polarization
2390.00	37.50	27.59	5.38	30.18	40.29	54.00	-13.71	Horizontal
2400.00	39.78	27.58	5.39	30.18	42.57	54.00	-11.43	Horizontal
2390.00	37.82	27.59	5.38	30.18	40.61	54.00	-13.39	Vertical
2400.00	42.09	27.58	5.39	30.18	44.88	54.00	-9.12	Vertical

Test channel:	Highest channel
---------------	-----------------

Peak value:

Frequency (MHz)	Read Level (dBuV)	Antenna Factor (dB/m)	Cable Loss (dB)	Preamp Factor (dB)	Level (dBuV/m)	Limit Line (dBuV/m)	Over Limit (dB)	Polarization
2483.50	50.87	27.53	5.47	29.93	53.94	74.00	-20.06	Horizontal
2500.00	49.04	27.55	5.49	29.93	52.15	74.00	-21.85	Horizontal
2483.50	52.59	27.53	5.47	29.93	55.66	74.00	-18.34	Vertical
2500.00	50.54	27.55	5.49	29.93	53.65	74.00	-20.35	Vertical

Average value:

Frequency (MHz)	Read Level (dBuV)	Antenna Factor (dB/m)	Cable Loss (dB)	Preamp Factor (dB)	Level (dBuV/m)	Limit Line (dBuV/m)	Over Limit (dB)	Polarization
2483.50	40.39	27.53	5.47	29.93	43.46	54.00	-10.54	Horizontal
2500.00	37.64	27.55	5.49	29.93	40.75	54.00	-13.25	Horizontal
2483.50	42.04	27.53	5.47	29.93	45.11	54.00	-8.89	Vertical
2500.00	38.00	27.55	5.49	29.93	41.11	54.00	-12.89	Vertical

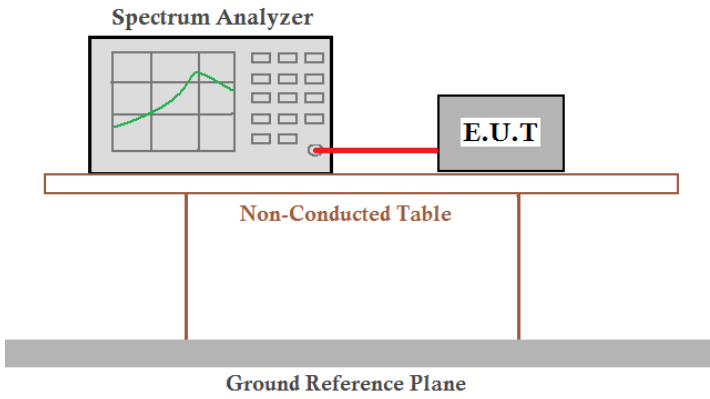
Remark:

1. *Final Level = Receiver Read level + Antenna Factor + Cable Loss – Preamplifier Factor*

"This document is issued by the Company subject to its General Conditions of Service printed overleaf, available on request or accessible at <http://www.ebotest.com> and, for electronic format documents, subject to Terms and Conditions for Electronic Documents at <http://www.ebotest.com> Attention is drawn to the limitation of liability, indemnification and jurisdiction issues defined therein. Any holder of this document is advised that information contained hereon reflects the Company's findings at the time of its intervention only and within the limits of Client's instructions, if any. The Company's sole responsibility is to its Client and this document does not exonerate parties to a transaction from exercising all their rights and obligations under the transaction documents. This document cannot be reproduced except in full, without prior written approval of the Company. Any unauthorized alteration, forgery or falsification of the content or appearance of this document is unlawful and offenders may be prosecuted to the fullest extent of the law. Unless otherwise stated the results shown in this test report refer only to the sample(s) tested and such sample(s) are retained for 90 days only."



7.4 20dB Occupancy Bandwidth

Test Requirement:	FCC Part15 C Section 15.249/15.215
Test Method:	ANSI C63.10:2013
Limit:	Operation Frequency range 2400MHz~2483.5MHz
Test setup:	
Test Instruments:	Refer to section 6.0 for details
Test mode:	Refer to section 5.3 for details
Test results:	Pass

Measurement Data

Test channel	20dB bandwidth(MHz)	Result
Lowest	1.127	Pass
Middle	1.118	Pass
Highest	1.123	Pass

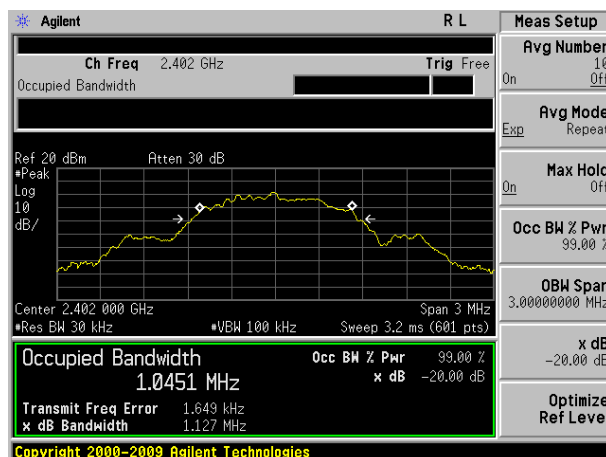
Test plot as follows:



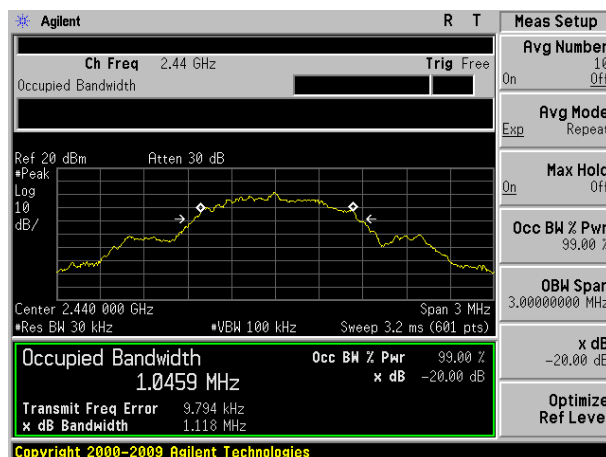
Shenzhen EBO Testing Center

Report No.: EBO1704095-E313

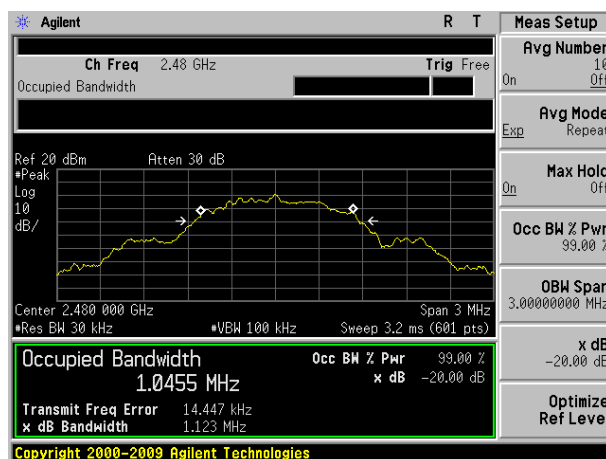
Page 23 of 26



Lowest channel



Middle channel




Highest channel

"This document is issued by the Company subject to its General Conditions of Service printed overleaf, available on request or accessible at <http://www.ebotest.com> and, for electronic format documents, subject to Terms and Conditions for Electronic Documents at <http://www.ebotest.com> Attention is drawn to the limitation of liability, indemnification and jurisdiction issues defined therein. Any holder of this document is advised that information contained hereon reflects the Company's findings at the time of its intervention only and within the limits of Client's instructions, if any. The Company's sole responsibility is to its Client and this document does not exonerate parties to a transaction from exercising all their rights and obligations under the transaction documents. This document cannot be reproduced except in full, without prior written approval of the Company. Any unauthorized alteration, forgery or falsification of the content or appearance of this document is unlawful and offenders may be prosecuted to the fullest extent of the law. Unless otherwise stated the results shown in this test report refer only to the sample(s) tested and such sample(s) are retained for 90 days only."

8 Test Setup Photo

Radiated Emission



"This document is issued by the Company subject to its General Conditions of Service printed overleaf, available on request or accessible at <http://www.ebotest.com> and, for electronic format documents, subject to Terms and Conditions for Electronic Documents at <http://www.ebotest.com> Attention is drawn to the limitation of liability, indemnification and jurisdiction issues defined therein. Any holder of this document is advised that information contained hereon reflects the Company's findings at the time of its intervention only and within the limits of Client's instructions, if any. The Company's sole responsibility is to its Client and this document does not exonerate parties to a transaction from exercising all their rights and obligations under the transaction documents. This document cannot be reproduced except in full, without prior written approval of the Company. Any unauthorized alteration, forgery or falsification of the content or appearance of this document is unlawful and offenders may be prosecuted to the fullest extent of the law. Unless otherwise stated the results shown in this test report refer only to the sample(s) tested and such sample(s) are retained for 90 days only."



Shenzhen EBO Testing Center

Report No.: EBO1704095-E313

Page 25 of 26

Conducted Emission



"This document is issued by the Company subject to its General Conditions of Service printed overleaf, available on request or accessible at <http://www.ebotest.com> and, for electronic format documents, subject to Terms and Conditions for Electronic Documents at <http://www.ebotest.com> Attention is drawn to the limitation of liability, indemnification and jurisdiction issues defined therein. Any holder of this document is advised that information contained hereon reflects the Company's findings at the time of its intervention only and within the limits of Client's instructions, if any. The Company's sole responsibility is to its Client and this document does not exonerate parties to a transaction from exercising all their rights and obligations under the transaction documents. This document cannot be reproduced except in full, without prior written approval of the Company. Any unauthorized alteration, forgery or falsification of the content or appearance of this document is unlawful and offenders may be prosecuted to the fullest extent of the law. Unless otherwise stated the results shown in this test report refer only to the sample(s) tested and such sample(s) are retained for 90 days only."



9 EUT Constructional Details

Reference to the test report No. EBO1704095-E312

-----End-----