



FCC Part 15, Subpart C, Section 15.247  
Test Report

On

Blink Mini Indoor Plug-In HD Smart Security Camera  
FCC ID: 2AF77-H1931660

**Customer Name:** Immedia Semiconductor, LLC

**Customer P.O.:** 2D-02929692

**Date of Report:** March 4, 2020

**Test Report No.:** R-6483N-1

**Test Start Date:** January 27, 2020

**Test Finish Date:** February 20, 2020

**Test Engineer:** T. Hannemann

**Test Technician:** M. Seamans

**Approved By:** S. Wentworth

**Report Prepared By:** P. Harris

Our letters, procedures and reports are for the exclusive use of the customer to whom they are addressed and their communication or the use of the name of Retlif Testing Laboratories must receive our prior written approval. Our letters, procedures and reports apply only to the sample tested and are not necessarily indicative of the qualities of apparently identical or similar products. The letters, procedures and reports and the name of Retlif Testing Laboratories or insignia are not to be used under any circumstances in advertising to the general public. This test report shall not be reproduced, except in full, without the written approval of Retlif Testing Laboratories.



**40 YEARS OF TESTING EXCELLENCE**

## Technical Information

**Report Number:** R-6483N-1

**Customer:** Immedia Semiconductor, LLC

**Address:** 100 Riverpark Drive  
North Reading, MA 01864

**Manufacturer:** Immedia Semiconductor, LLC

**Manufacturer Address:** 100 Riverpark Drive  
North Reading, MA 01864

**Test Sample:** Blink Mini Indoor Plug-In HD Smart Security Camera

**Model Number:** BCM00300U  
G8T1-9000-9514-00K4 (Conducted Testing)  
G8T1-9000-9514-00BU (Conducted Testing)

**Serial Number:** G8T1-9000-9514-012C (Radiated Testing)

**FCC ID:** 2AF77-H1931660  
**Type:** Digital Transmission - Direct Sequence Spread Spectrum Transmitter

**Power Requirements:** 5 VDC via External 120 VAC power adapter

**Frequency of Operation:** 2412 MHz to 2462 MHz

**Equipment Class:** DTS

**Antenna Type:** Internal PCB Antenna – 2.0 dBi Gain

**Equipment Use:** Used in a Home Monitoring System

**Test Specification:**

FCC Rules and Regulations Part 15, Subpart C, Section 15.247

**Test Procedure:**

ANSI C63.4:2014

ANSI C63.10:2013

FCC 558074 D01 15.247 Meas Guidance v05r02, April 2, 2019

**Test Facility:**

Retlif Testing Laboratories

101 New Boston Road

Goffstown, NH 03045

FCC Designation Number: US5327



**Retlif Testing Laboratories**

Report No. R-6483N-1

### Tests Performed

<b>FCC Part 15, Subpart C</b>	<b>Test Method</b>
15.247(a)(2)	Occupied Bandwidth (6dB Bandwidth)
15.247(b)(3)	Power Output
15.247(d)	Antenna Port, Conducted Emissions
15.247(e)	Antenna Port, Power Density
15.247(d)	Spurious Radiated Emissions, 30 MHz to 25 GHz
15.207(a)	Conducted Emissions, Power Leads, 150 kHz to 30 MHz

#### **EUT Operation:**

The Blink Mini Indoor Plug-In HD Smart Security Camera uses Wi-Fi to send video / audio to users via the Blink App. Features include day and night recording, two-way audio, motion detection, and works with Alexa-enabled devices.

Table 1 – Support Equipment

<b>Description</b>	<b>Manufacturer</b>	<b>Model Number</b>	<b>Serial Number</b>
<b>Radiated Testing</b>			
iPad	Apple	A1822	FNVX701HLF9
<b>Conducted Testing</b>			
Laptop PC	HP	Probook 450 G5	5CD08390C8N



**Retlif Testing Laboratories**

Report No. R-6483N-1

## Certification and Signatures

We certify that this report is a true representation of the results obtained from the tests of the equipment stated. We further certify that the measurements shown in this report were made in accordance with the procedures indicated and vouch for the qualifications of all Retlif Testing Laboratories personnel taking them.



\_\_\_\_\_  
Scott Wentworth  
Branch Manager



\_\_\_\_\_  
Todd Hannemann  
EMC Test Engineer  
iNARTE Certified Technician ATL-0255-T

### Non-Warranty Provision

The testing services have been performed, findings obtained and reports prepared in accordance with generally accepted laboratory principles and practices. This warranty is in lieu of all others, either expressed or implied.

### Non-Endorsement

This test report contains only findings and results arrived at after employing the specific test procedures and standards listed herein. It is not intended to constitute a recommendation, endorsement or certification of the product or material tested. This report must not be used by the client to claim product endorsement by ANSI National Accreditation Board (ANAB).



**Retlif Testing Laboratories**

Report No. R-6483N-1

## Revision History

Revisions to this document are listed below; the latest revised document supersedes all previous issues of this document:

<b>Revision</b>	<b>Date</b>	<b>Pages Affected</b>
-	March 4, 2020	Original Release



**Retlif Testing Laboratories**

Report No. R-6483N-1

## Requirements and Test Results

### **Requirement:**

#### **FCC Section 15.247(a)(2)**

#### **Operation within the bands 902 - 928 MHz, 2400 - 2483.5 MHz and 5725 - 5850 MHz**

Systems using digital modulation techniques may operate in the 902 - 928 MHz, 2400 - 2483.5 MHz and 5725 - 5850 MHz bands. The minimum 6 dB bandwidths shall be at least 500 kHz.

- **Results:**

The minimum 6 dB bandwidth measured 9,018 kHz which complies with the requirement that the Bandwidth be no less than 500 kHz.

### **Requirement:**

#### **FCC Sections 15.247(b)(3)**

#### **Operation within the bands 902 - 928 MHz, 2400 - 2483.5 MHz and 5725 - 5850 MHz**

The maximum peak conducted output power of the intentional radiator shall not exceed the following:

For systems using digital modulation in the 902 - 928 MHz, 2400 - 2483.5 MHz and 5725 - 5850 MHz bands: 1 Watt. As an alternative to a peak power measurement, compliance with the one Watt limit can be based on a measurement of the maximum conducted output power. Maximum Conducted Output Power is defined as the total transmit power delivered to all antenna and antenna elements averaged across all symbols in the signaling alphabet when the transmitter is operating at its maximum power control level. Power must be summed across all antenna and antenna elements. The average must not include any time intervals during which the transmitter is off or is transmitting at a reduced power level. If multiple modes of operation are possible (e.g., alternative modulation methods), the maximum conducted output power is the highest total transmit power occurring in any mode.

- **Results:**

The maximum measured peak conducted output power was 102.57 mW. The maximum antenna gain of the PCB antenna is 2.0 dBi. The device was found to meet the power output requirements of 15.247 (b)(3) including de facto EIRP.



**Retlif Testing Laboratories**

Report No. R-6483N-1

## Requirements and Test Results (con't)

### Requirement:

#### FCC Section 15.247(d):

#### Operation within the bands 902 - 928 MHz, 2400 - 2483.5 MHz and 5725 - 5850 MHz

In any 100 kHz bandwidth outside the frequency band in which the spread spectrum or digitally modulated intentional radiator is operating, the radio frequency power that is produced by the intentional radiator shall be at least 20 dB below that in the 100 kHz bandwidth within the band that contains the highest level of the desired power, based on either an RF conducted or a radiated measurement, provided the transmitter demonstrates compliance with the peak conducted power limits. If the transmitter complies with the conducted power limits based on the use of RMS averaging over a time interval, as permitted under paragraph (b)(3) of this section, the attenuation required under this paragraph shall be 30 dB instead of 20 dB. Attenuation below the general limits specified in Section 15.209(a) is not required. In addition, radiated emissions which fall in the restricted bands, as defined in Section 15.205(a) must also comply with the radiated emissions limits specified in Section 15.209(a) (see Section 15.205(c)).

- **Results:**

In any 100 kHz bandwidth outside the frequency band in which the Spread spectrum intentional radiator was operating, the radio frequency power that was produced by the intentional radiator was at least 20 dB below that in the 100 kHz bandwidth within the band that contained the highest level of the desired power. All emissions, which fell within the restricted bands specified in 15.205(a), were measured and found to be in compliance with the limits specified in 15.209(a).



**Retlif Testing Laboratories**

Report No. R-6483N-1

## Requirements and Test Results (con't)

### Requirement:

#### FCC Section 15.247(e):

#### Operation within the bands 902 - 928 MHz, 2400 - 2483.5 MHz and 5725 - 5850 MHz

For digitally modulated systems, the power spectral density conducted from the intentional radiator to the antenna shall not be greater than 8 dBm in any 3 kHz band during any time interval of continuous transmission. This power spectral density shall be determined in accordance with the provisions of paragraph (b) of this section. The same method of determining the conducted output power shall be used to determine the power spectral density.

- **Results:**

The power spectral density conducted from the intentional radiator to the antenna was not greater than 8 dBm in any 3 kHz band during any time interval of continuous transmission. This power spectral density was determined in accordance with Section 15.247(b)(3), herein.

### Requirement:

#### FCC Section 15.209(a) - Radiated Emission Limits, General Requirements

Except as provided elsewhere in this subpart, the emissions from an intentional radiator shall not exceed the field strength levels specified in Table 2.

Table 2 - Radiated Emission Limits

Frequency of Emission (MHz)	Field Strength (microvolts/meter)	Measurement Distance (meters)
30 to 88	100	3
88 to 216	150	3
216 to 960	200	3
Above 960	500	3

- **Results:**

The field strength of spurious radiated emissions did not exceed the limits specified in Table 2.



Retlif Testing Laboratories

Report No. R-6483N-1



## Requirements and Test Results (con't)

### Requirement:

#### FCC Section 15.207(a) - Conducted Limits

For an intentional radiator that is designed to be connected to the public utility (AC) power line, the radio frequency voltage that is conducted back onto the AC power line on any frequency or frequencies within the band 150 kHz to 30 MHz shall not exceed the limits shown in Table 3, as measured using a 50  $\mu$ H/50 ohms line impedance stabilization network (LISN). Compliance with the provisions of the paragraph shall be based on the measurement of the radio frequency voltage between each power line and ground at the power terminal. The lower limit applies at the boundary between the frequency ranges.

Table 3 - Conducted Emission Limits

Frequency of Emission (MHz)	Conducted Limit (dB $\mu$ V)	
	Quasi-Peak	Average
0.15 to 0.5	66 to 56*	56 to 46*
0.5 to 5	56	46
5 to 30	60	50

\*Decreases due to logarithm of the frequency

- **Results:**

The conducted emissions observed did not exceed the limits specified in Table 3.



Retlif Testing Laboratories

Report No. R-6483N-1

## Requirements and Test Results (con't)

### Field Strength Calculation/Conversion:

The maximized field strength of the emission was obtained as follows:

$$C_R = M_R + C_F$$

Where:

$C_R$  = Corrected Reading in dB $\mu$ V/m

$M_R$  = Uncorrected Meter Reading in dB $\mu$ V

$C_F$  = Correction Factor in dB (Antenna Factor, Pre-amp + Cable Loss)

Example:

$$M_R = 15.35 \text{ dB}\mu\text{V}$$

$$C_F = 16.85 \text{ dB}$$

$$C_R = 15.35 \text{ dB}\mu\text{V} + 16.85 = 32.2 \text{ dB}\mu\text{V/m}$$

dB $\mu$ V/M is converted to uV/M for comparison to the specified limit using the formula:

$$\text{invLog dB}\mu\text{V/M}/20$$

$$32.2 \text{ dB}\mu\text{V/m} = 40.74 \text{ uV/m}$$

### RF Power Conversion:

Power readings in dBm may be converted to mW using the formula:

$$\text{InvLog dBm}/10$$

$$\text{Example: } 20\text{dBm} = 100\text{mW}$$



**Retlif Testing Laboratories**

Report No. R-6483N-1

**Requirements and Test Results (con't)**

**FCC Section 15.247 (i)  
RF Exposure Limits**

Spread Spectrum Transmitters operating under 15.247 must be operated in a manner that ensures the public is not exposed to RF energy levels in excess of the commission's guidelines. Based on the transmitter power and maximum antenna gain (see calculation below) the minimum separation distance was calculated to determine the distance for acceptable MPE power density levels to meet both the Occupational/Controlled Exposure and the General Population/Uncontrolled Exposure requirements of FCC Part 1.1310. The calculation below uses the more stringent General Population MPE Limits.

$$S = \frac{PG}{4\pi Dsq}$$

D = Minimum Separation Distance in cm

S = Max allowed Power Density in mW/cmsq

Per 1.1310 For the Frequency of 2480 MHz S = 1 mW/cmsq

Power = Max Power Input to Antenna = 102.57mW

Gain = Max Power Gain of Antenna = 2 dBi = 1.58 numeric

$$1 \text{ mW/cmsq} = \frac{102.57 \times 1.58}{4 \times (3.14) \times D^2} = \frac{162.06}{12.56 \times D^2}$$

$$D^2 = \frac{162.06}{12.56 \times 1}$$

$$D = \sqrt{12.9} = 3.59 \text{ cm}$$

The test sample has an internal antenna and the minimum separation distance will always be maintained.



**Retlif Testing Laboratories**

Report No. R-6483N-1

## Equipment List

### FCC Section 15.247(a)(2) Occupied Bandwidth (6 dB Bandwidth)

EN	Manufacturer	Description	Range	Model No.	Cal Date	Due Date
5229	FLORIDA RS TECHNOLOGY	CABLE, COAXIAL	DC - 40 GHz	FLRST-2.92 (1026)	11/1/2019	11/30/2020
5250	DIGI-SENSE	HYGROMETER	0 - 50 deg. c, 10 - 90 % RH	20250-30	10/7/2019	10/31/2020
712	ROHDE & SCHWARZ	RECEIVER, EMI	20 Hz - 26.5 GHz	ESIB26	12/20/2019	12/31/2020

### FCC Section 15.247(b)(3) Power Output

EN	Manufacturer	Description	Range	Model No.	Cal Date	Due Date
5070	ROHDE & SCHWARZ	RECEIVER, EMI	20 Hz - 40 GHz	ESIB40	1/23/2020	1/31/2021
5229	FLORIDA RS TECHNOLOGY	CABLE, COAXIAL	DC - 40 GHz	FLRST-2.92 (1026)	11/1/2019	11/30/2020
5250	DIGI-SENSE	HYGROMETER	0 - 50 deg. c, 10 - 90 % RH	20250-30	10/7/2019	10/31/2020

### FCC Section 15.247(d) Antenna Port, Conducted Emissions

EN	Manufacturer	Description	Range	Model No.	Cal Date	Due Date
5070	ROHDE & SCHWARZ	RECEIVER, EMI	20 Hz - 40 GHz	ESIB40	1/23/2020	1/31/2021
5229	FLORIDA RS TECHNOLOGY	CABLE, COAXIAL	DC - 40 GHz	FLRST-2.92 (1026)	11/1/2019	11/30/2020
5250	DIGI-SENSE	HYGROMETER	0 - 50 deg. c, 10 - 90 % RH	20250-30	10/7/2019	10/31/2020

### FCC Section 15.247(e) Antenna Port, Power Density

EN	Manufacturer	Description	Range	Model No.	Cal Date	Due Date
5070	ROHDE & SCHWARZ	RECEIVER, EMI	20 Hz - 40 GHz	ESIB40	1/23/2020	1/31/2021
5229	FLORIDA RS TECHNOLOGY	CABLE, COAXIAL	DC - 40 GHz	FLRST-2.92 (1026)	11/1/2019	11/30/2020
5250	DIGI-SENSE	HYGROMETER	0 - 50 deg. c, 10 - 90 % RH	20250-30	10/7/2019	10/31/2020



Retlif Testing Laboratories

Report No. R-6483N-1

**FCC Section 15.247(d)  
Spurious Radiated Emissions, 30 MHz to 25 GHz**

EN	Manufacturer	Description	Range	Model No.	Cal Date	Due Date
1232	AGILENT / HP	PRE-AMPLIFIER	1 - 26.5 GHz	8449B	5/24/2019	5/31/2020
3258	ETS / EMCO	ANTENNA, DOUBLE RIDGED GUIDE	1 - 18 GHz	3115	12/2/2019	6/30/2021
3427B	ETS / EMCO	ANTENNA, BICONICAL	20 - 200 MHz	3104	4/25/2019	10/31/2020
3430	MCS	ANTENNA, HORN	18 - 26.5 GHz	K-5039	No Calibration Required	
4029B	RETLIF	OPEN AREA TEST SITE, ATTENUATION	3 / 10 Meters	RNH	9/30/2019	9/30/2021
443	ELECTRO-METRICS	ANTENNA, LOG PERIODIC	200 MHz - 1000 MHz	LPA-25	12/13/2019	6/29/2021
5179C	MICRO-COAX	CABLE, COAXIAL	10 kHz - 18 GHz	UFB311A-1-072050U50U	11/6/2019	11/30/2020
5179D	MICRO-COAX	CABLE, COAXIAL	10 kHz - 18 GHz	UFB311A-1-240050U50U	11/5/2019	11/30/2020
5188	Cybertron	COMPUTER, CONTROL	N/A	TSVQJA2221	No Calibration Required	
5229	FLORIDA RS TECHNOLOGY	CABLE, COAXIAL	DC - 40 GHz	FLRST-2.92 (102ö)	11/1/2019	11/30/2020
5242	TELEDYNE MICROWAVE	CABLE, COAXIAL	10 kHz - 6 GHz	PR90-195-1275, 106'	9/12/2019	9/30/2020
712	ROHDE & SCHWARZ	RECEIVER, EMI	20 Hz - 26.5 GHz	ESIB26	12/20/2019	12/31/2020

**FCC Section 15.207(b)  
Conducted Emissions, Power Leads, 150 kHz to 30 MHz**


EN	Manufacturer	Description	Range	Model No.	Cal Date	Due Date
5030B	NARDA MICROWAVE	ATTENUATOR, COAXIAL	10 dB, DC - 12.4 GHz, 2 W	757C-10	3/18/2019	3/31/2020
5188	Cybertron	COMPUTER, CONTROL	N/A	TSVQJA2221	No Calibration Required	
5209	SOLAR ELECTRONICS	LISN	50 uH, 150 kHz - 30 MHz	21106-50-BP-25-BNC	5/16/2019	5/31/2020
5210	SOLAR ELECTRONICS	LISN	50 uH, 150 kHz - 30 MHz	21106-50-BP-25-BNC	5/16/2019	5/31/2020
5218	COM-POWER	GENERATOR, COMB	100 kHz - 400 MHz	CGC-510E	8/20/2019	8/31/2020
712	ROHDE & SCHWARZ	RECEIVER, EMI	20 Hz - 26.5 GHz	ESIB26	12/20/2019	12/31/2020



**Retlif Testing Laboratories**

Report No. R-6483N-1

**Test Photographs  
Occupied Bandwidth (6dB Bandwidth)**



Test Setup



**Retlif Testing Laboratories**

Report No. R-6483N-1

**FCC Part 15, Subpart C, Section 15.247(a)(2)  
Occupied Bandwidth (6 dB Bandwidth)  
Test Data**

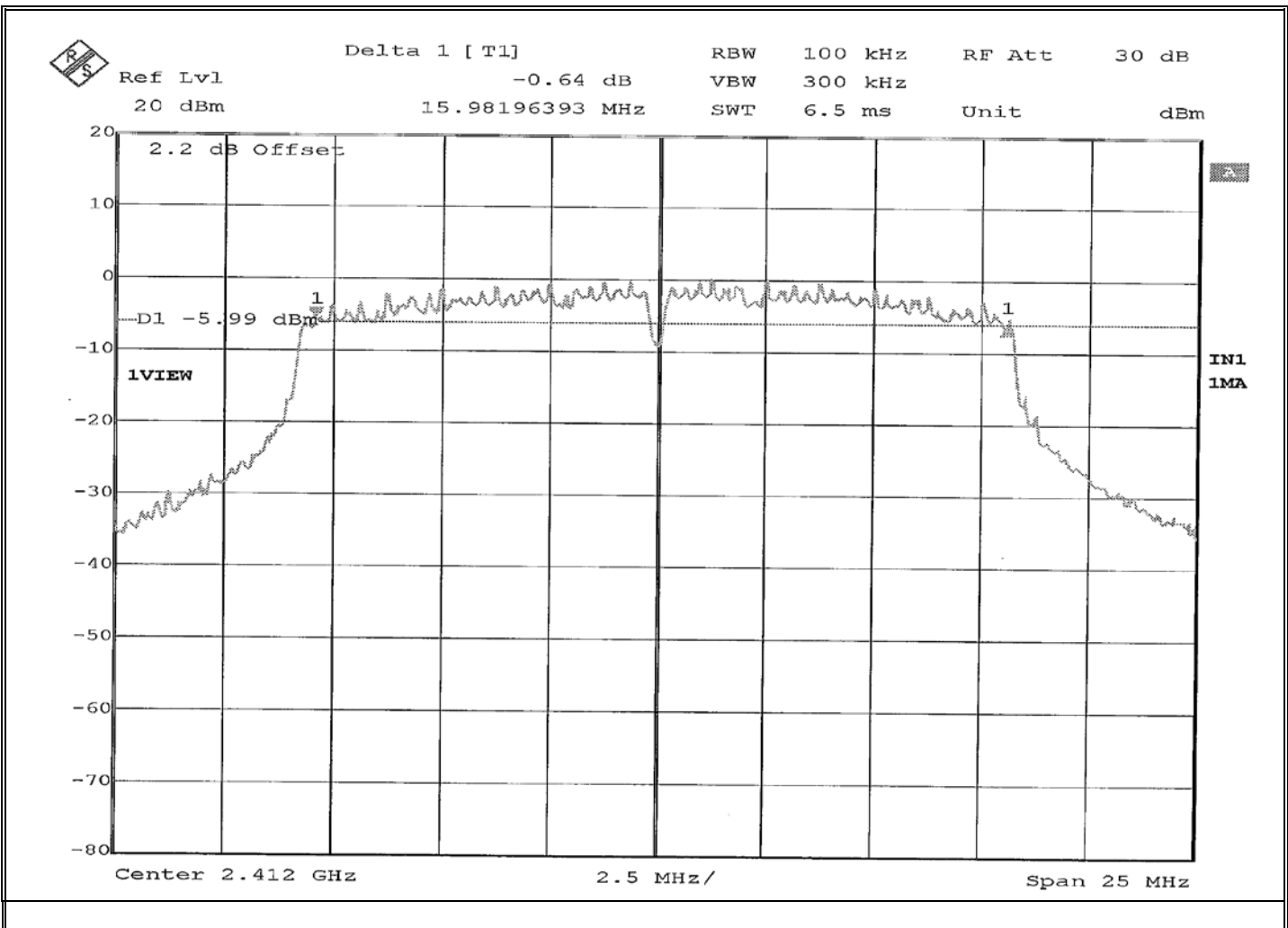


**Retlif Testing Laboratories**

Report No. R-6483N-1

## EMISSIONS TEST DATA SHEET

<b>Method:</b>	<b>Occupied Bandwidth</b>
<b>Test Specification:</b>	FCC Part 15, Subpart C Paragraph: 15.247 (a)(2)
<b>Job Number:</b>	R-6483N-1
<b>Customer:</b>	Immedia Semiconductor LLC.
<b>Test Sample:</b>	Blink Mini Indoor Plug-In HD Smart Security Camera
<b>Model Number:</b>	BCM00300U
<b>Serial Number:</b>	G8T1-9000-9514-00K4
<b>Operating Mode:</b>	Transmitting modulated signal (OFDM) at 2412 MHz
<b>Technician:</b>	M. Seamans
<b>Date(s):</b>	January 27 <sup>th</sup> , 2020
<b>Temp/ Relative Humidity:</b>	20.1 °C / 30.0 %
<b>Notes:</b>	6dB Bandwidth: 15.981 MHz



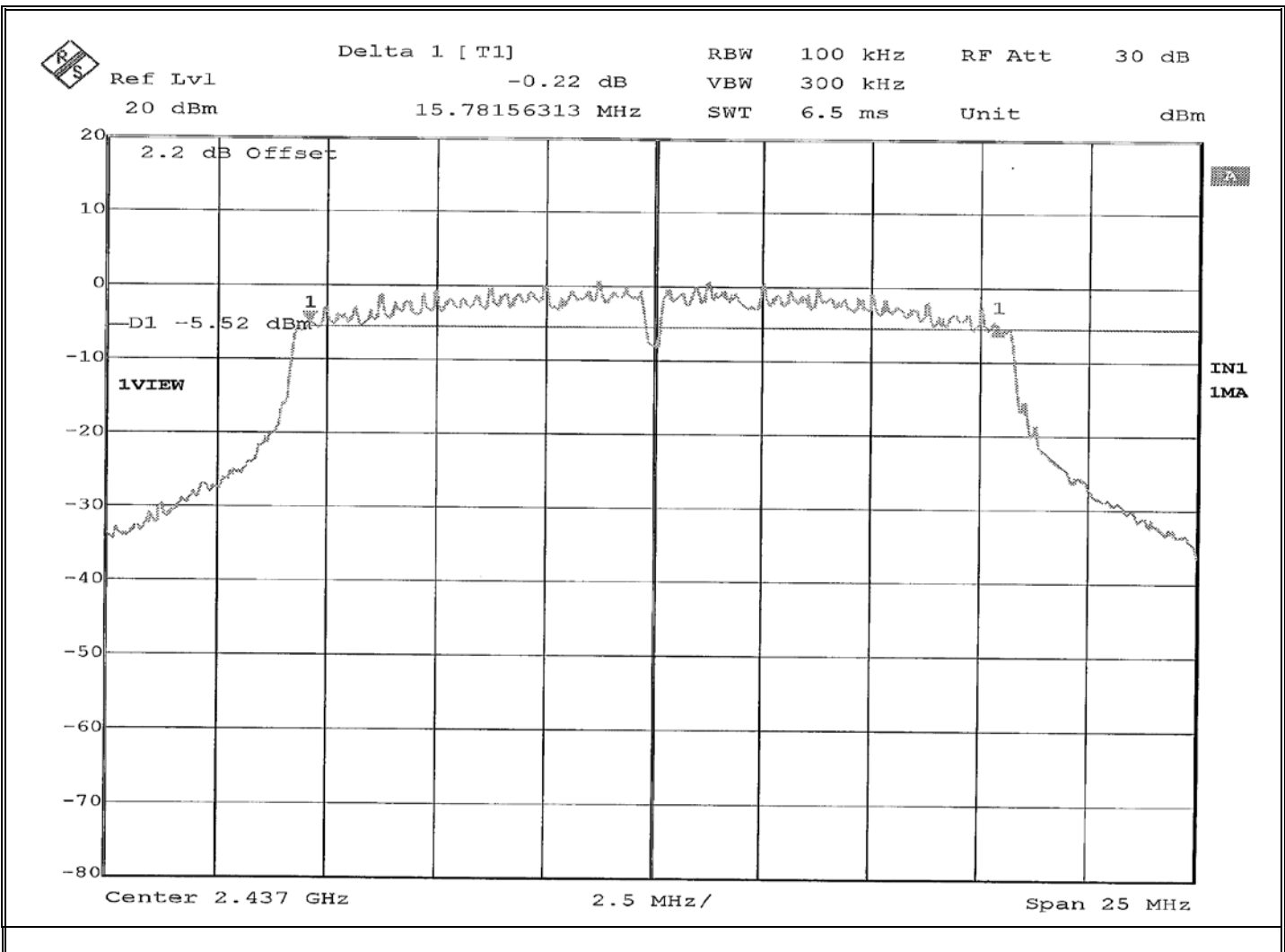
**Retlif Testing Laboratories**

Report No. R-6483N-1



## EMISSIONS TEST DATA SHEET

<b>Method:</b>	<b>Occupied Bandwidth</b>
<b>Test Specification:</b>	FCC Part 15, Subpart C Paragraph: 15.247 (a)(2)
<b>Job Number:</b>	R-6483N-1
<b>Customer:</b>	Immedia Semiconductor LLC.
<b>Test Sample:</b>	Blink Mini Indoor Plug-In HD Smart Security Camera
<b>Model Number:</b>	BCM00300U
<b>Serial Number:</b>	G8T1-9000-9514-00K4
<b>Operating Mode:</b>	Transmitting modulated signal (OFDM) at 2437 MHz
<b>Technician:</b>	M. Seamans
<b>Date(s):</b>	January 27 <sup>th</sup> , 2020
<b>Temp/ Relative Humidity:</b>	20.1 °C / 30.0 %
<b>Notes:</b>	6dB Bandwidth: 15.781 MHz

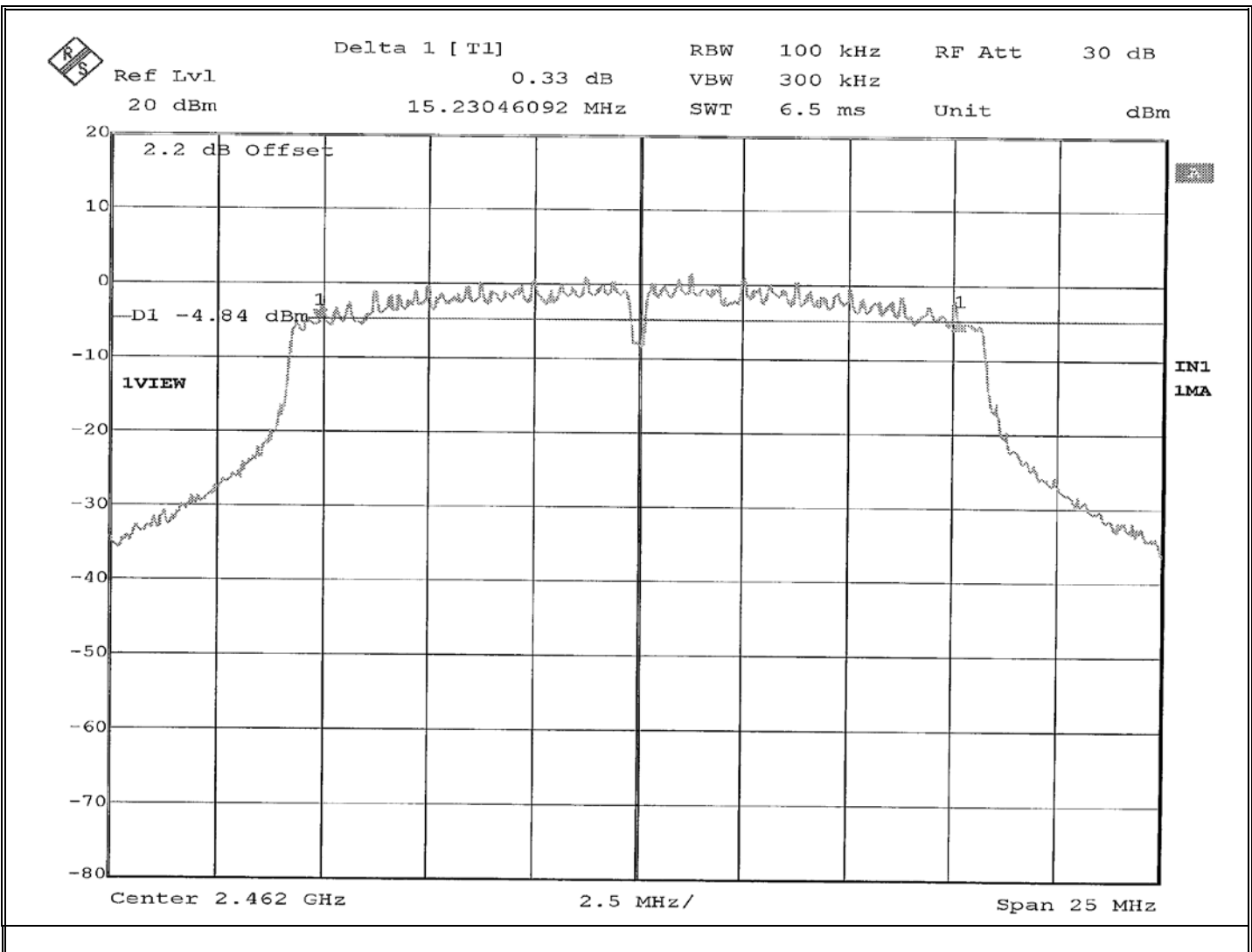


**Retlif Testing Laboratories**

Report No. R-6483N-1

## EMISSIONS TEST DATA SHEET

<b>Method:</b>	<b>Occupied Bandwidth</b>
<b>Test Specification:</b>	FCC Part 15, Subpart C Paragraph: 15.247 (a)(2)
<b>Job Number:</b>	R-6483N-1
<b>Customer:</b>	Immedia Semiconductor LLC.
<b>Test Sample:</b>	Blink Mini Indoor Plug-In HD Smart Security Camera
<b>Model Number:</b>	BCM00300U
<b>Serial Number:</b>	G8T1-9000-9514-00K4
<b>Operating Mode:</b>	Transmitting modulated signal (OFDM) at 2462 MHz
<b>Technician:</b>	M. Seamans
<b>Date(s):</b>	January 27 <sup>th</sup> , 2020
<b>Temp/ Relative Humidity:</b>	20.1 °C / 30.0 %
<b>Notes:</b>	6dB Bandwidth: 15.230 MHz

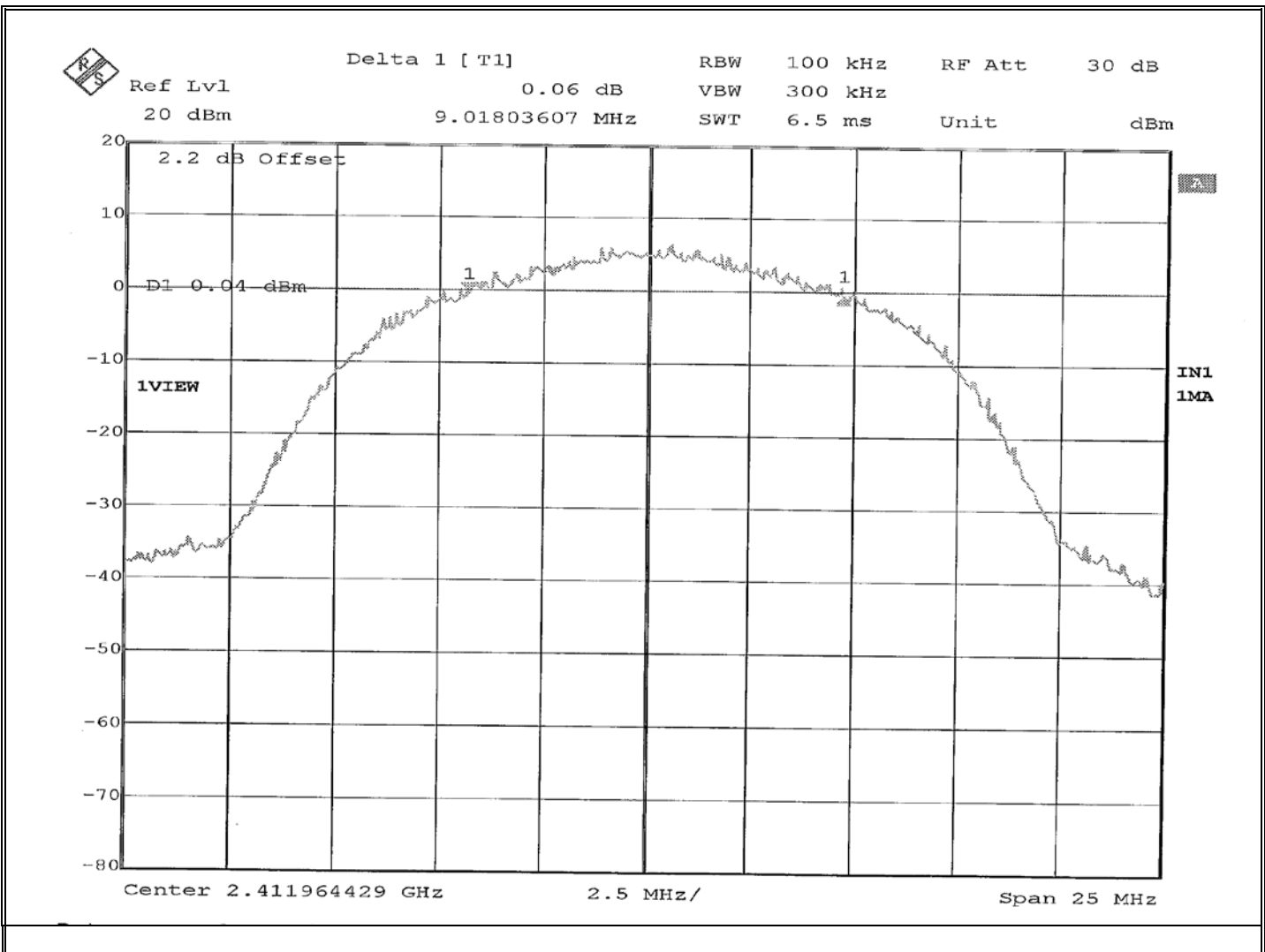


**Retlif Testing Laboratories**

Report No. R-6483N-1

## EMISSIONS TEST DATA SHEET

<b>Method:</b>	<b>Occupied Bandwidth</b>
<b>Test Specification:</b>	FCC Part 15, Subpart C Paragraph: 15.247 (a)(2)
<b>Job Number:</b>	R-6483N-1
<b>Customer:</b>	Immedia Semiconductor LLC.
<b>Test Sample:</b>	Blink Mini Indoor Plug-In HD Smart Security Camera
<b>Model Number:</b>	BCM00300U
<b>Serial Number:</b>	G8T1-9000-9514-00K4
<b>Operating Mode:</b>	Transmitting modulated signal (DSSS) at 2412 MHz
<b>Technician:</b>	M. Seamans
<b>Date(s):</b>	January 27 <sup>th</sup> , 2020
<b>Temp/ Relative Humidity:</b>	20.1 °C / 30.0 %
<b>Notes:</b>	6dB Bandwidth: 9.018 MHz

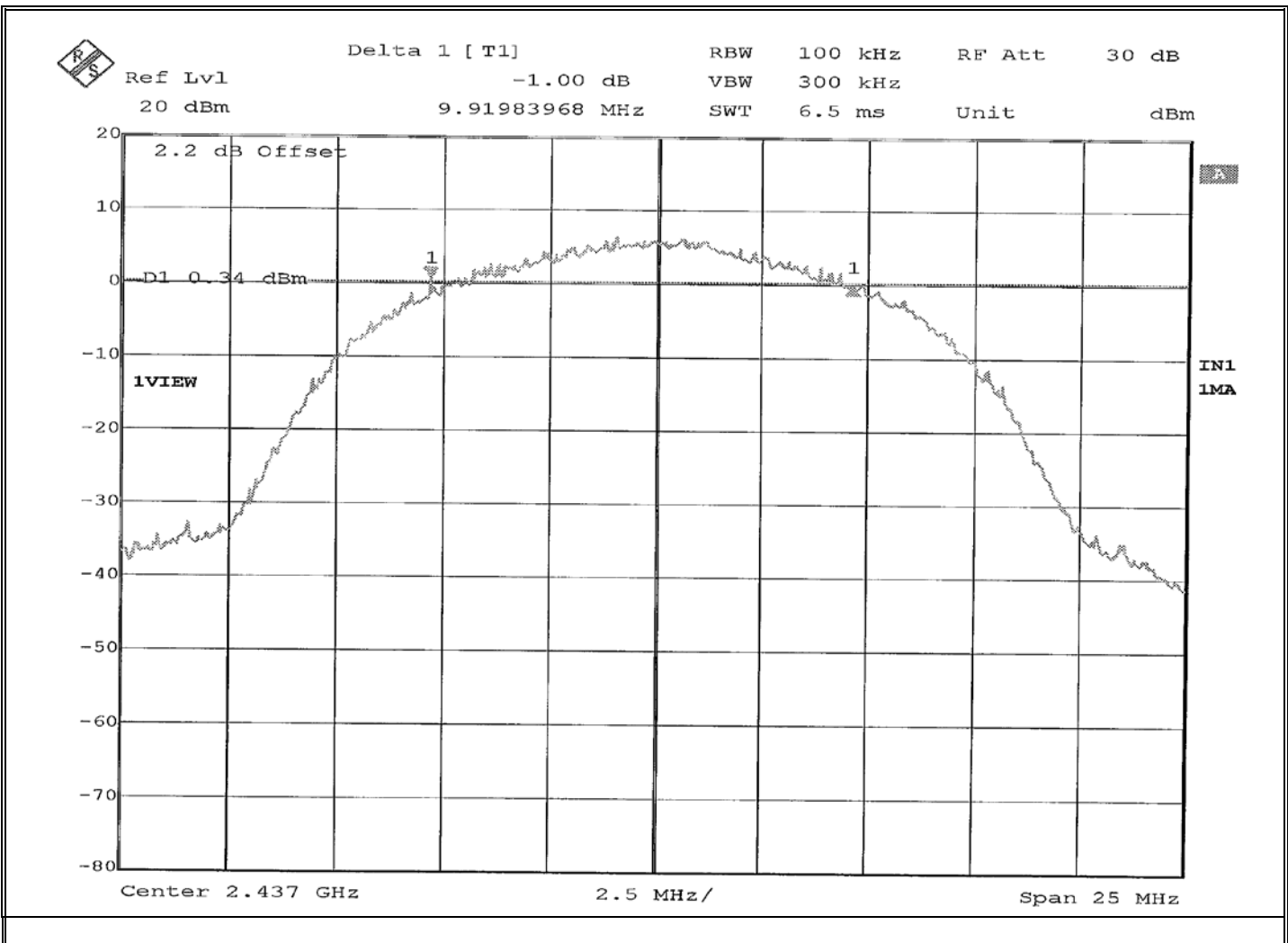


**Retlif Testing Laboratories**

Report No. R-6483N-1

## EMISSIONS TEST DATA SHEET

<b>Method:</b>	<b>Occupied Bandwidth</b>
<b>Test Specification:</b>	FCC Part 15, Subpart C Paragraph: 15.247 (a)(2)
<b>Job Number:</b>	R-6483N-1
<b>Customer:</b>	Immedia Semiconductor LLC.
<b>Test Sample:</b>	Blink Mini Indoor Plug-In HD Smart Security Camera
<b>Model Number:</b>	BCM00300U
<b>Serial Number:</b>	G8T1-9000-9514-00K4
<b>Operating Mode:</b>	Transmitting modulated signal (DSSS) at 2437 MHz
<b>Technician:</b>	M. Seamans
<b>Date(s):</b>	January 27 <sup>th</sup> , 2020
<b>Temp/ Relative Humidity:</b>	20.1 °C / 30.0 %
<b>Notes:</b>	6dB Bandwidth: 9.919 MHz

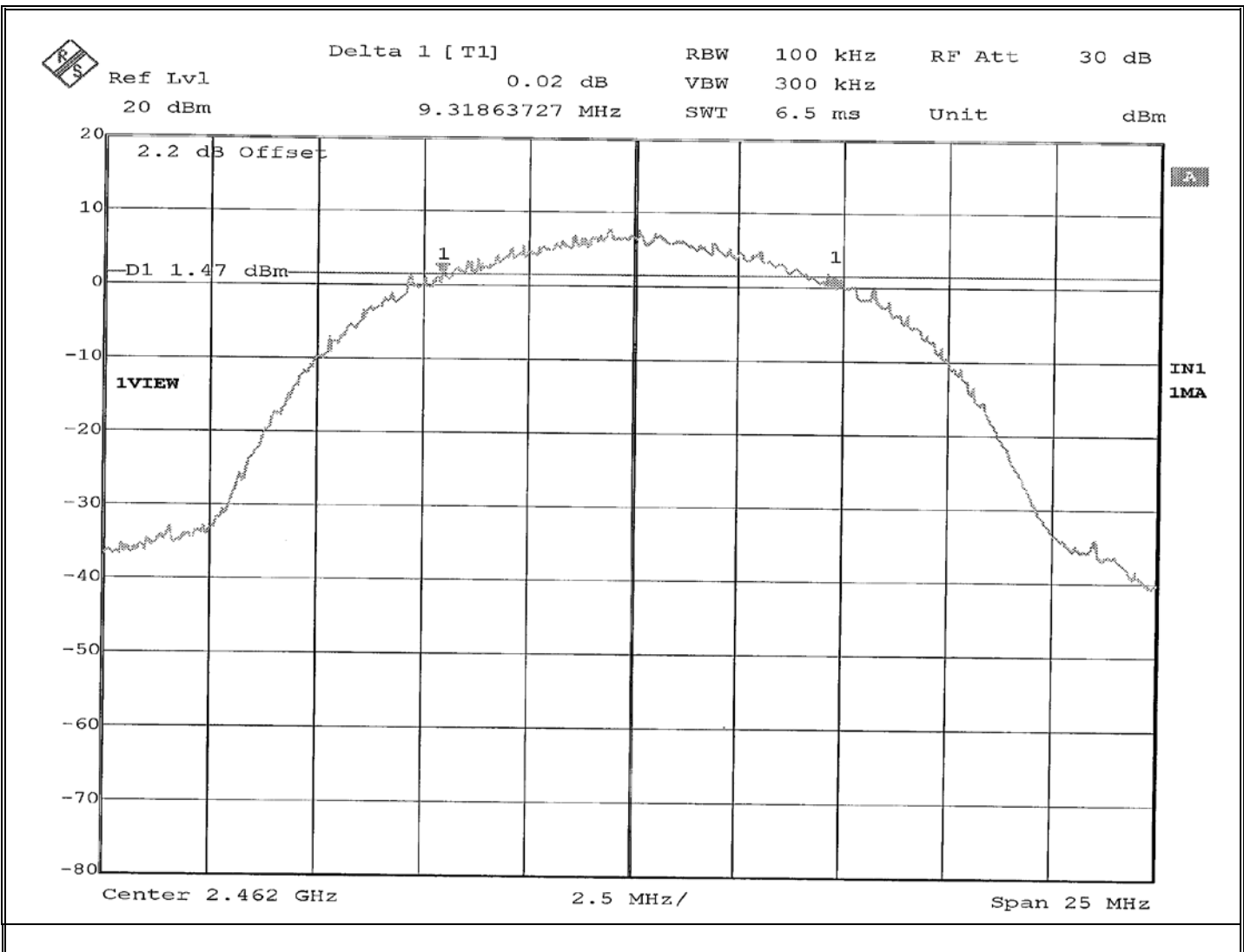


**Retlif Testing Laboratories**

Report No. R-6483N-1

## EMISSIONS TEST DATA SHEET

<b>Method:</b>	<b>Occupied Bandwidth</b>
<b>Test Specification:</b>	FCC Part 15, Subpart C Paragraph: 15.247 (a)(2)
<b>Job Number:</b>	R-6483N-1
<b>Customer:</b>	Immedia Semiconductor LLC.
<b>Test Sample:</b>	Blink Mini Indoor Plug-In HD Smart Security Camera
<b>Model Number:</b>	BCM00300U
<b>Serial Number:</b>	G8T1-9000-9514-00K4
<b>Operating Mode:</b>	Transmitting modulated signal (DSSS) at 2462 MHz
<b>Technician:</b>	M. Seamans
<b>Date(s):</b>	January 27 <sup>th</sup> , 2020
<b>Temp/ Relative Humidity:</b>	20.1 °C / 30.0 %
<b>Notes:</b>	6dB Bandwidth: 9.318 MHz

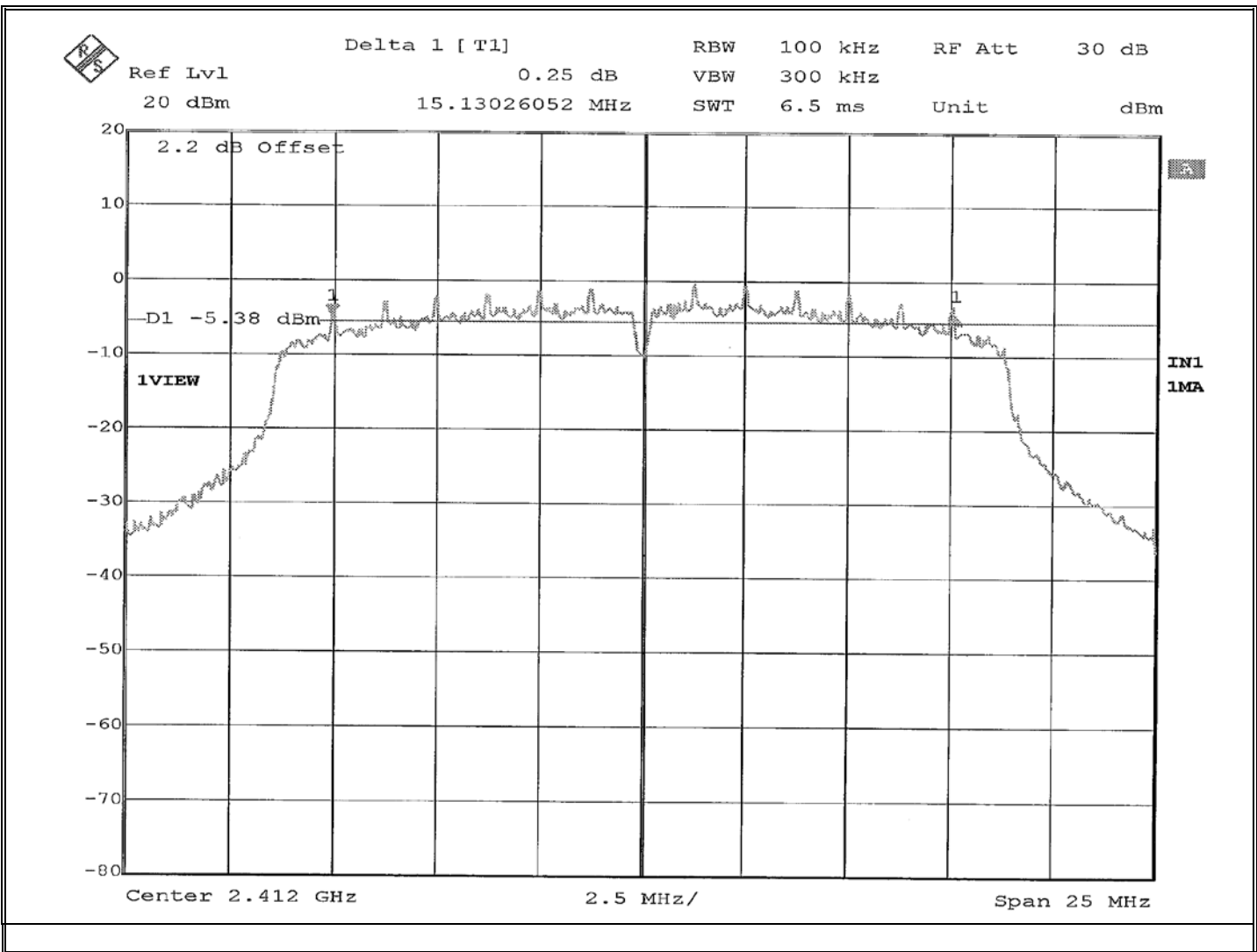


**Retlif Testing Laboratories**

Report No. R-6483N-1

## EMISSIONS TEST DATA SHEET

<b>Method:</b>	<b>Occupied Bandwidth</b>
<b>Test Specification:</b>	FCC Part 15, Subpart C Paragraph: 15.247 (a)(2)
<b>Job Number:</b>	R-6483N-1
<b>Customer:</b>	Immedia Semiconductor LLC.
<b>Test Sample:</b>	Blink Mini Indoor Plug-In HD Smart Security Camera
<b>Model Number:</b>	BCM00300U
<b>Serial Number:</b>	G8T1-9000-9514-00K4
<b>Operating Mode:</b>	Transmitting modulated signal (Non11) at 2412 MHz
<b>Technician:</b>	M. Seamans
<b>Date(s):</b>	January 27 <sup>th</sup> , 2020
<b>Temp/ Relative Humidity:</b>	20.1 °C / 30.0 %
<b>Notes:</b>	6dB Bandwidth: 15.130 MHz

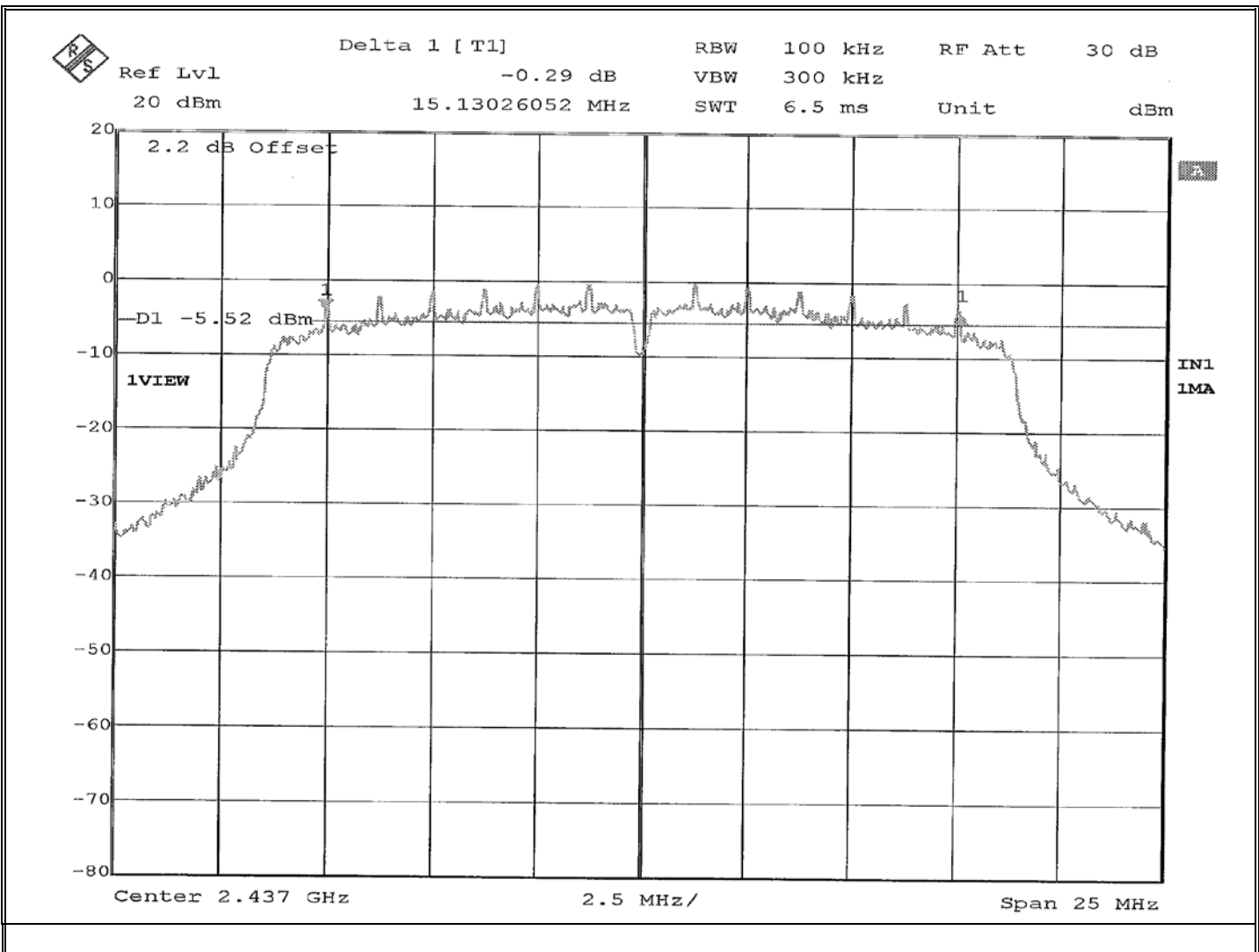


Retlif Testing Laboratories

Report No. R-6483N-1

## EMISSIONS TEST DATA SHEET

<b>Method:</b>	<b>Occupied Bandwidth</b>
<b>Test Specification:</b>	FCC Part 15, Subpart C Paragraph: 15.247 (a)(2)
<b>Job Number:</b>	R-6483N-1
<b>Customer:</b>	Immedia Semiconductor LLC.
<b>Test Sample:</b>	Blink Mini Indoor Plug-In HD Smart Security Camera
<b>Model Number:</b>	BCM00300U
<b>Serial Number:</b>	G8T1-9000-9514-00K4
<b>Operating Mode:</b>	Transmitting modulated signal (Non11) at 2437 MHz
<b>Technician:</b>	M. Seamans
<b>Date(s):</b>	January 27 <sup>th</sup> , 2020
<b>Temp/ Relative Humidity:</b>	20.1 °C / 30.0 %
<b>Notes:</b>	6dB Bandwidth: 15.130 MHz

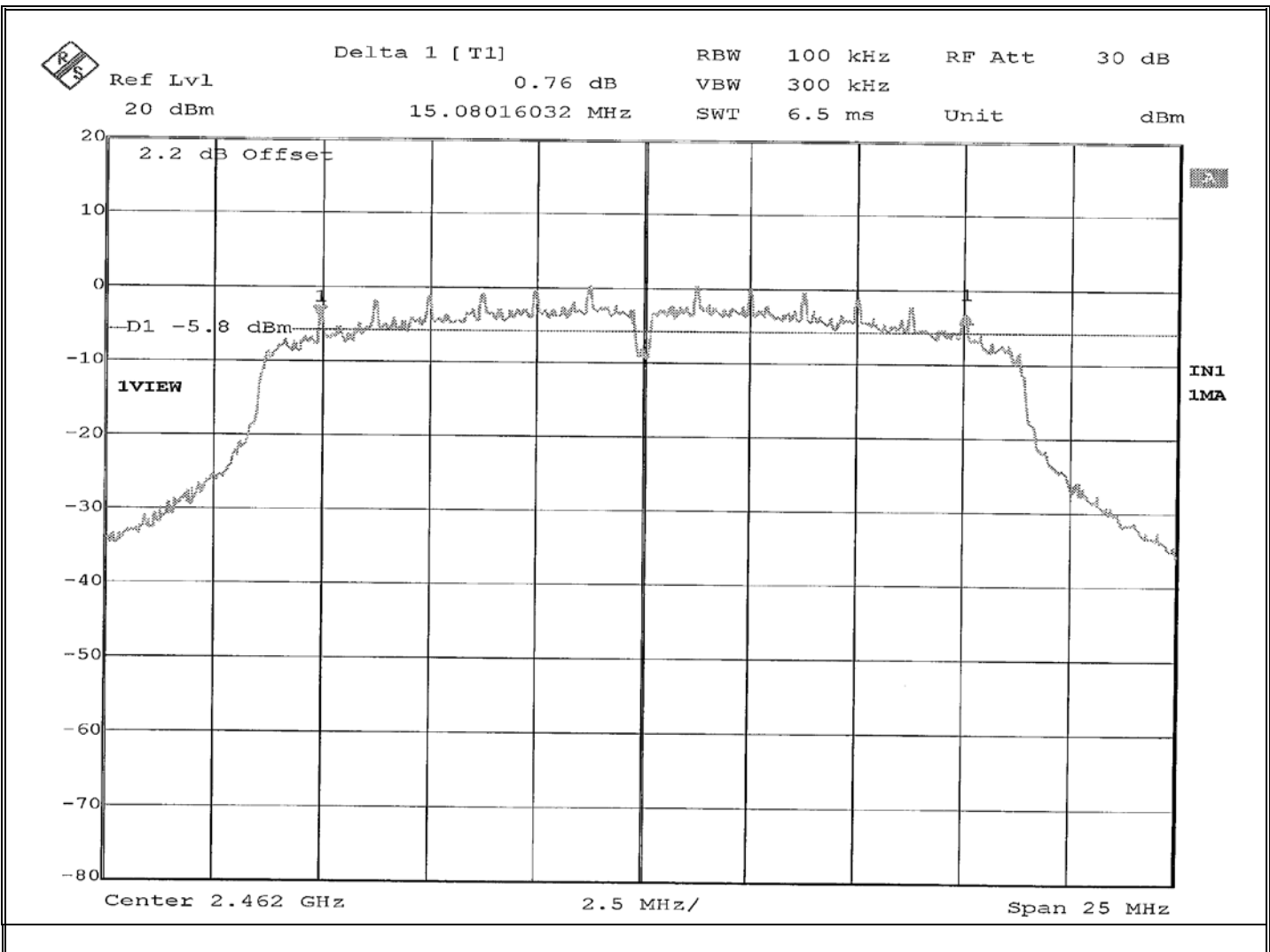


**Retlif Testing Laboratories**

Report No. R-6483N-1

## EMISSIONS TEST DATA SHEET

<b>Method:</b>	<b>Occupied Bandwidth</b>
<b>Test Specification:</b>	FCC Part 15, Subpart C Paragraph: 15.247 (a)(2)
<b>Job Number:</b>	R-6483N-1
<b>Customer:</b>	Immedia Semiconductor LLC.
<b>Test Sample:</b>	Blink Mini Indoor Plug-In HD Smart Security Camera
<b>Model Number:</b>	BCM00300U
<b>Serial Number:</b>	G8T1-9000-9514-00K4
<b>Operating Mode:</b>	Transmitting modulated signal (Non11) at 2462 MHz
<b>Technician:</b>	M. Seamans
<b>Date(s):</b>	January 27 <sup>th</sup> , 2020
<b>Temp/ Relative Humidity:</b>	20.1 °C / 30.0 %
<b>Notes:</b>	6dB Bandwidth: 15.080 MHz




**Retlif Testing Laboratories**

Report No. R-6483N-1



**Test Photographs  
Power Output**



Test Setup



**Retlif Testing Laboratories**

Report No. R-6483N-1

**FCC Part 15, Subpart C, Section 15.247(b)(3)  
Power Output  
Test Data**



**Retlif Testing Laboratories**

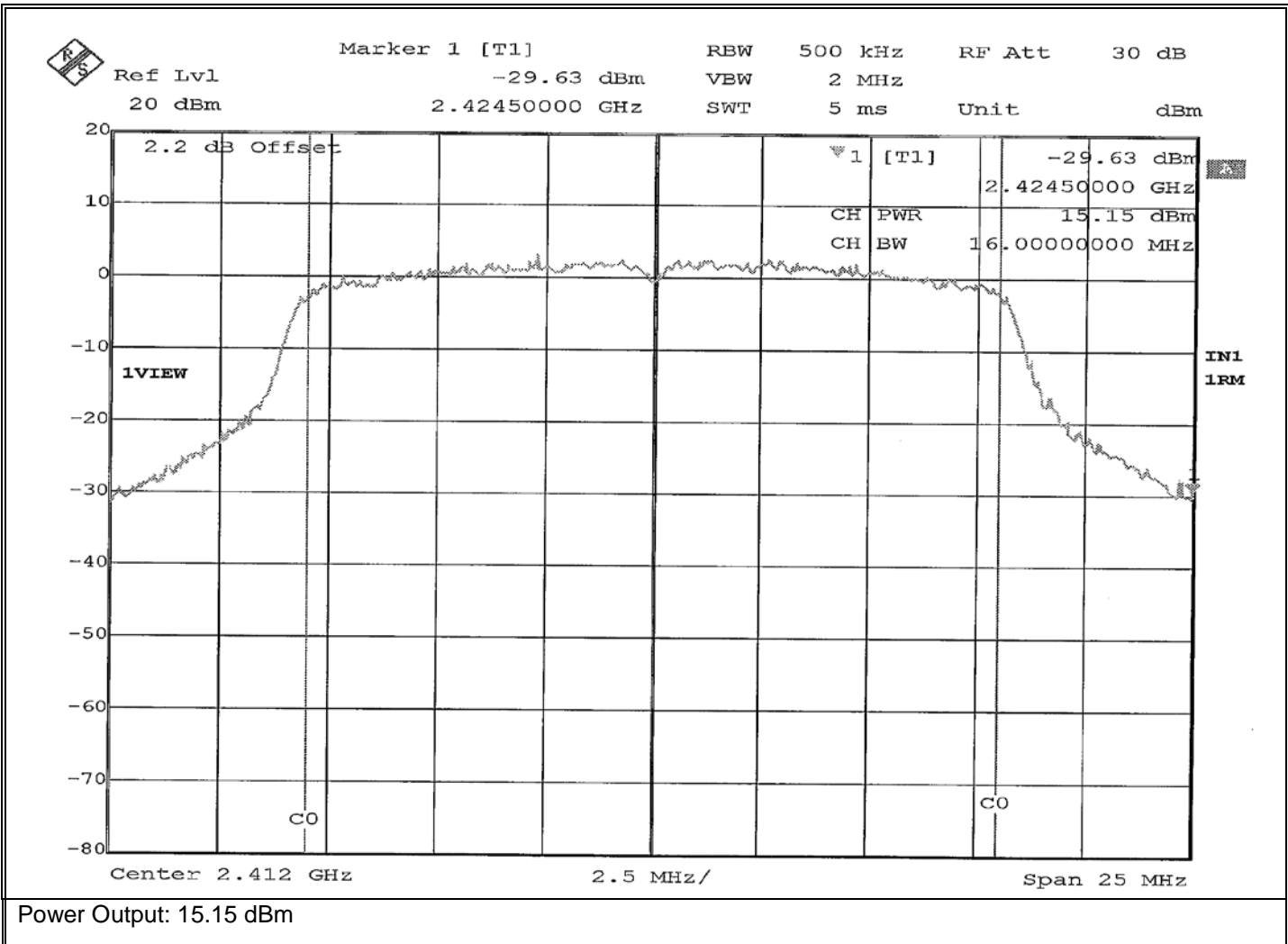
Report No. R-6483N-1

# RETLIF TESTING LABORATORIES

## EMISSIONS TEST DATA SHEET

<b>Test Method</b>	<b>Peak Power Output</b>
<b>Customer</b>	Immedia Semiconductor LLC
<b>Job Number</b>	R-6483N-1
<b>Test Sample</b>	Blink Mini Indoor Plug-In HD Smart Security Camera
<b>Model Number</b>	BCM00300U
<b>Serial Number</b>	G8T1-9000-9514-00BU
<b>Test Specification</b>	FCC Part 15, Subpart C Paragraph 15.247 (b)(3)
<b>Operating Mode</b>	Transmitting modulated signal (OFDM) at 2412 MHz
<b>Technician</b>	M. Seamans
<b>Date</b>	February 19 <sup>th</sup> , 2020

**Notes:** Measurement method: AVGSA-3



**Retlif Testing Laboratories**

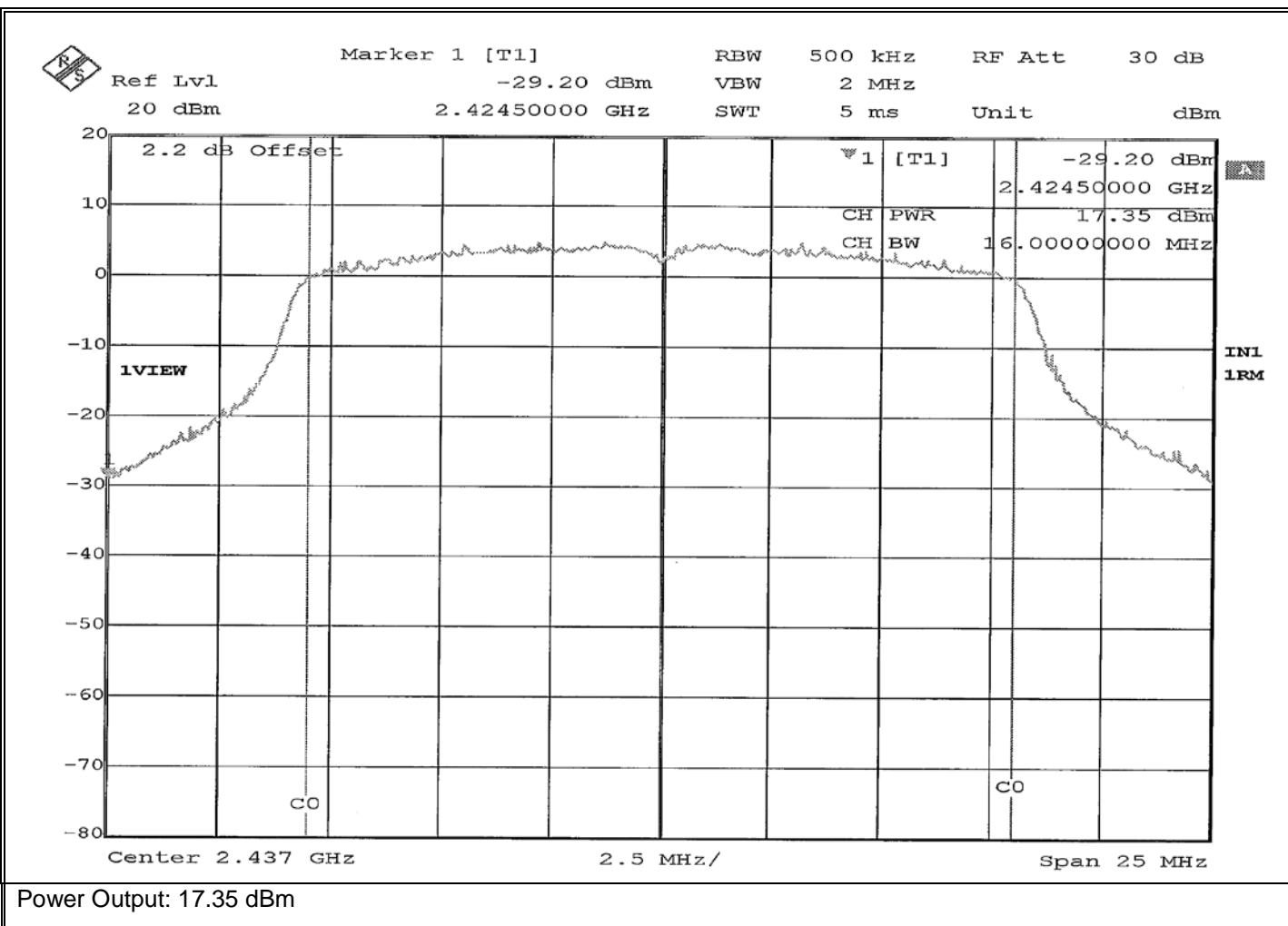
Report No. R-6483N-1

# RETLIF TESTING LABORATORIES

## EMISSIONS TEST DATA SHEET

<b>Test Method</b>	<b>Peak Power Output</b>
<b>Customer</b>	Immedia Semiconductor LLC
<b>Job Number</b>	R-6483N-1
<b>Test Sample</b>	Blink Mini Indoor Plug-In HD Smart Security Camera
<b>Model Number</b>	BCM00300U
<b>Serial Number</b>	G8T1-9000-9514-00BU
<b>Test Specification</b>	FCC Part 15, Subpart C Paragraph 15.247 (b)(3)
<b>Operating Mode</b>	Transmitting modulated signal (OFDM) at 2437 MHz
<b>Technician</b>	M. Seamans
<b>Date</b>	February 19 <sup>th</sup> , 2020

**Notes:** Measurement method: AVGSA-3



**Retlif Testing Laboratories**

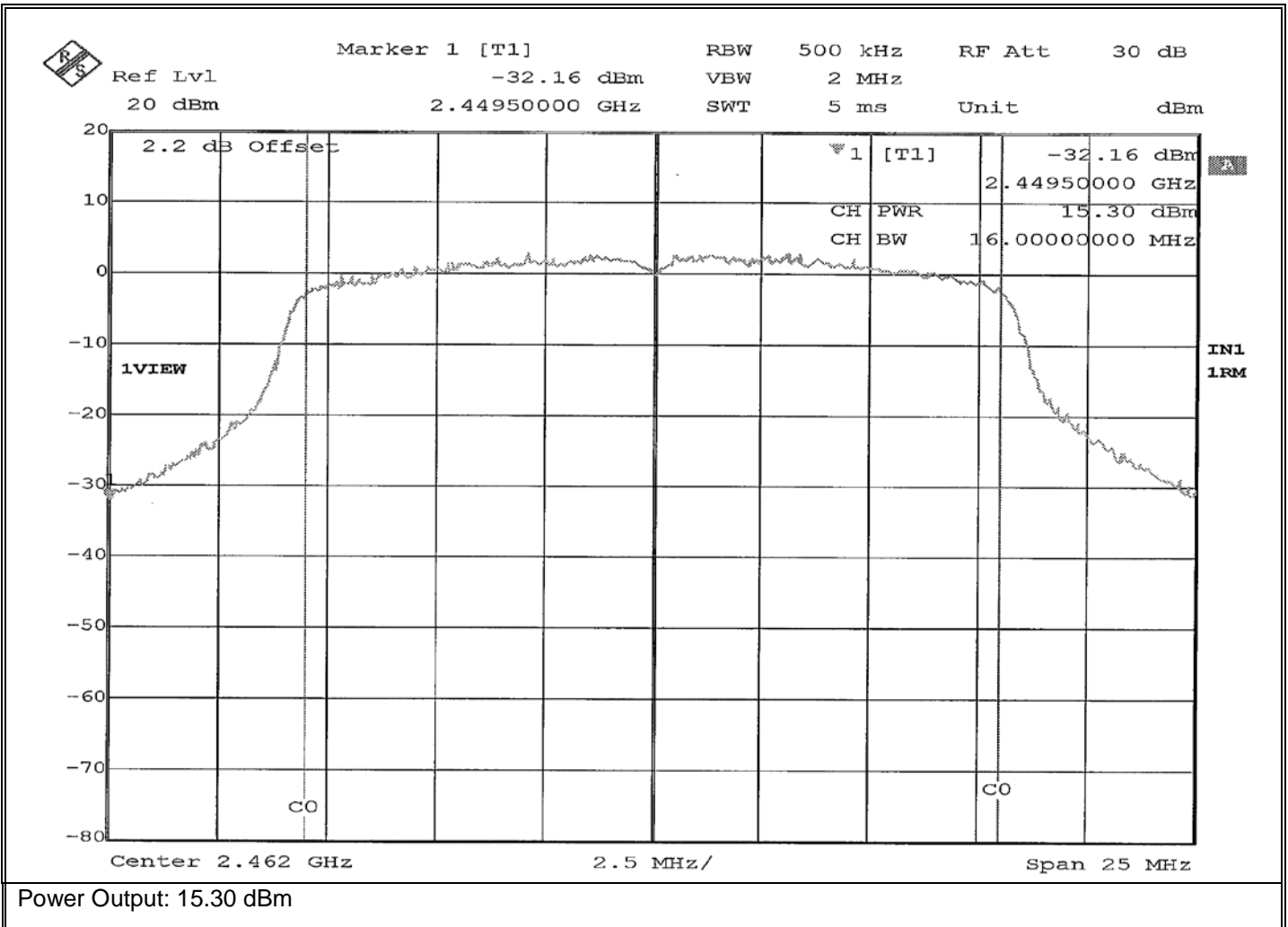
Report No. R-6483N-1

# RETLIF TESTING LABORATORIES

## EMISSIONS TEST DATA SHEET

<b>Test Method</b>	<b>Peak Power Output</b>
<b>Customer</b>	Immedia Semiconductor LLC
<b>Job Number</b>	R-6483N-1
<b>Test Sample</b>	Blink Mini Indoor Plug-In HD Smart Security Camera
<b>Model Number</b>	BCM00300U
<b>Serial Number</b>	G8T1-9000-9514-00BU
<b>Test Specification</b>	FCC Part 15, Subpart C Paragraph 15.247 (b)(3)
<b>Operating Mode</b>	Transmitting modulated signal (OFDM) at 2462 MHz
<b>Technician</b>	M. Seamans
<b>Date</b>	February 19 <sup>th</sup> , 2020

**Notes:** Measurement method: AVGSA-3



**Retlif Testing Laboratories**

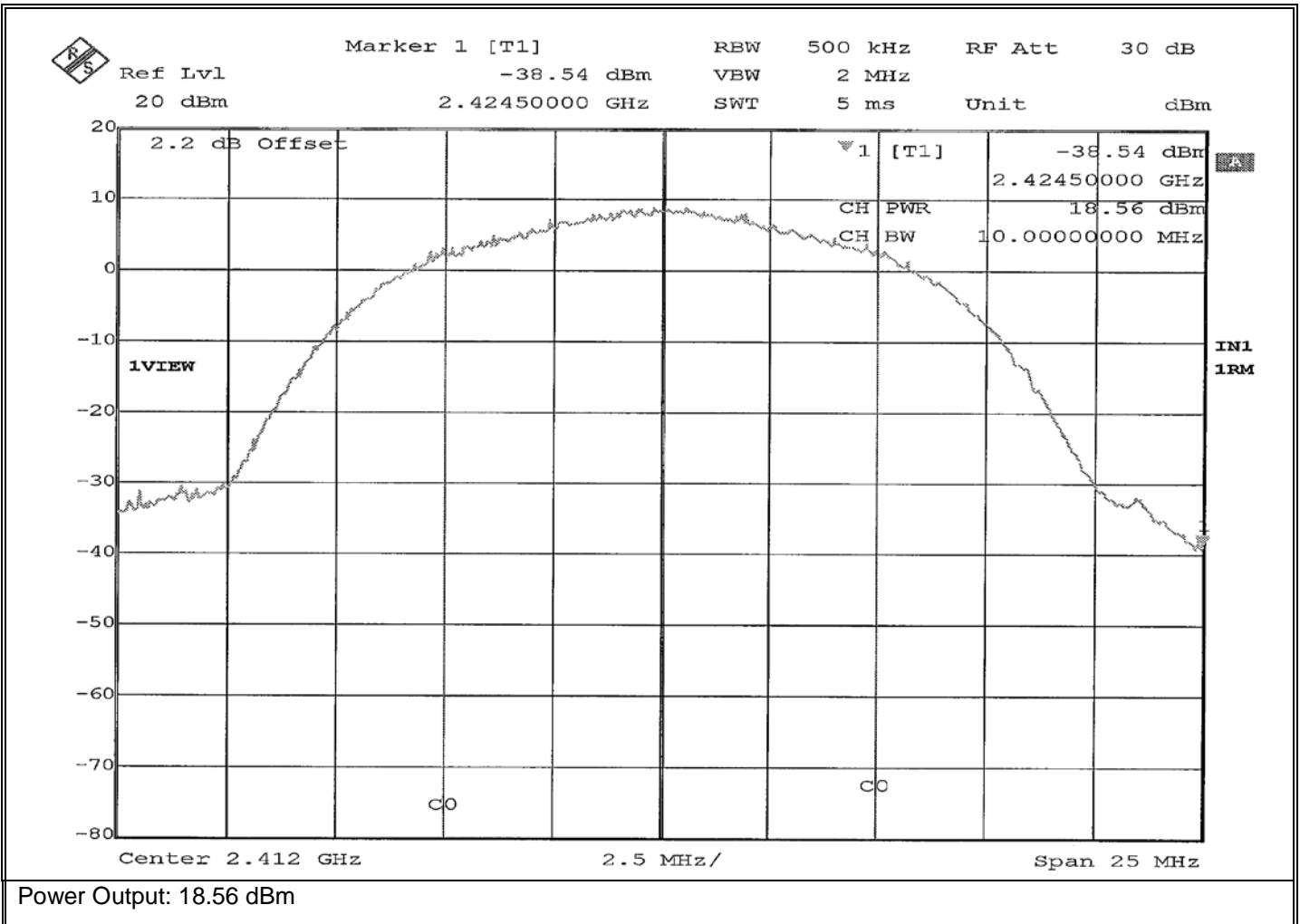
Report No. R-6483N-1

# RETLIF TESTING LABORATORIES

## EMISSIONS TEST DATA SHEET

<b>Test Method</b>	<b>Peak Power Output</b>
<b>Customer</b>	Immedia Semiconductor LLC
<b>Job Number</b>	R-6483N-1
<b>Test Sample</b>	Blink Mini Indoor Plug-In HD Smart Security Camera
<b>Model Number</b>	BCM00300U
<b>Serial Number</b>	G8T1-9000-9514-00BU
<b>Test Specification</b>	FCC Part 15, Subpart C Paragraph 15.247 (b)(3)
<b>Operating Mode</b>	Transmitting modulated signal (DSSS) at 2412 MHz
<b>Technician</b>	M. Seamans
<b>Date</b>	February 19 <sup>th</sup> , 2020

**Notes:** Measurement method: AVGSA-3



**Retlif Testing Laboratories**

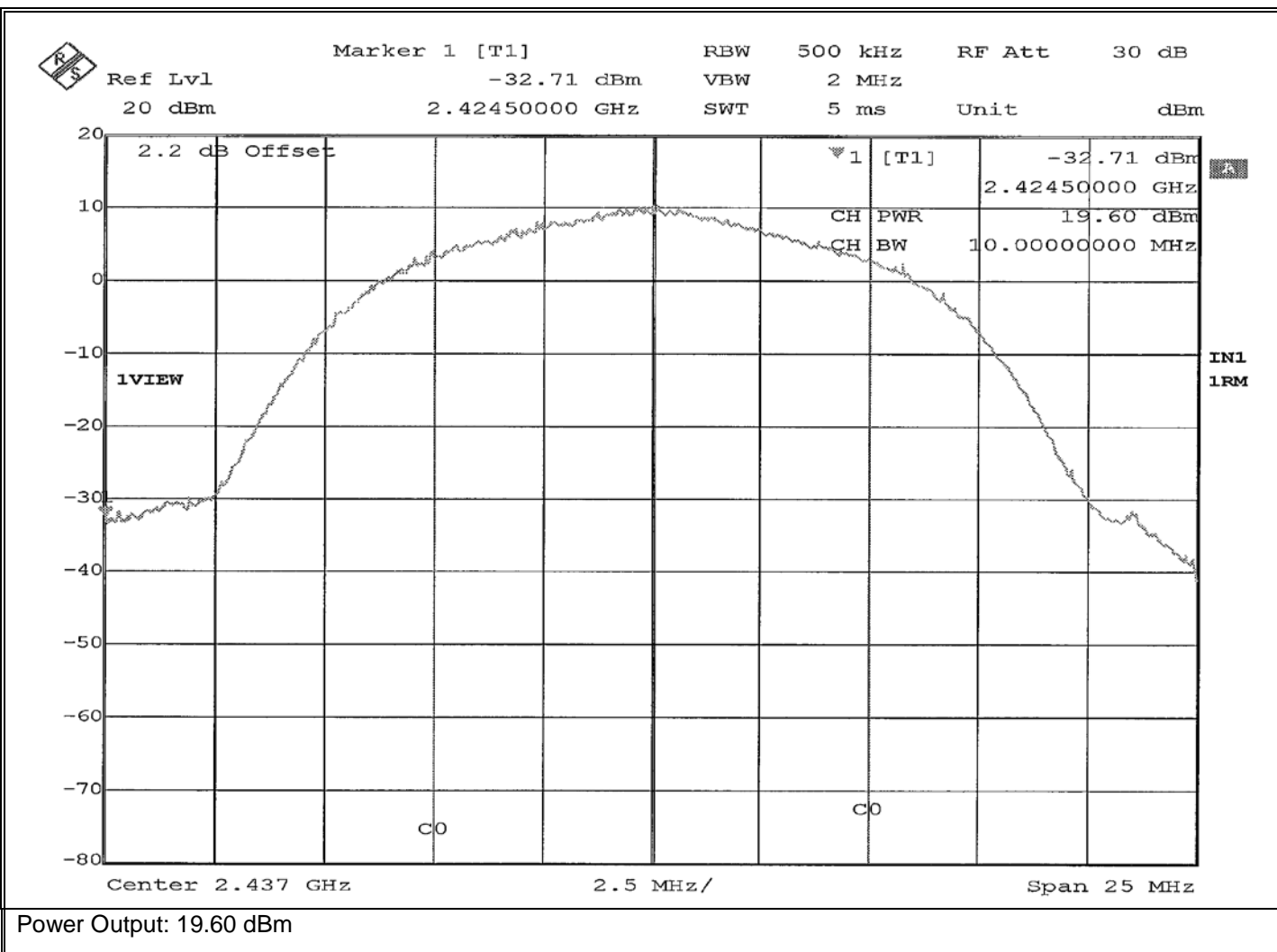
Report No. R-6483N-1

# RETLIF TESTING LABORATORIES

## EMISSIONS TEST DATA SHEET

<b>Test Method</b>	<b>Peak Power Output</b>
<b>Customer</b>	Immedia Semiconductor LLC
<b>Job Number</b>	R-6483N-1
<b>Test Sample</b>	Blink Mini Indoor Plug-In HD Smart Security Camera
<b>Model Number</b>	BCM00300U
<b>Serial Number</b>	G8T1-9000-9514-00BU
<b>Test Specification</b>	FCC Part 15, Subpart C Paragraph 15.247 (b)(3)
<b>Operating Mode</b>	Transmitting modulated signal (DSSS) at 2437 MHz
<b>Technician</b>	M. Seamans
<b>Date</b>	February 19 <sup>th</sup> , 2020

**Notes:** Measurement method: AVGSA-3



**Retlif Testing Laboratories**

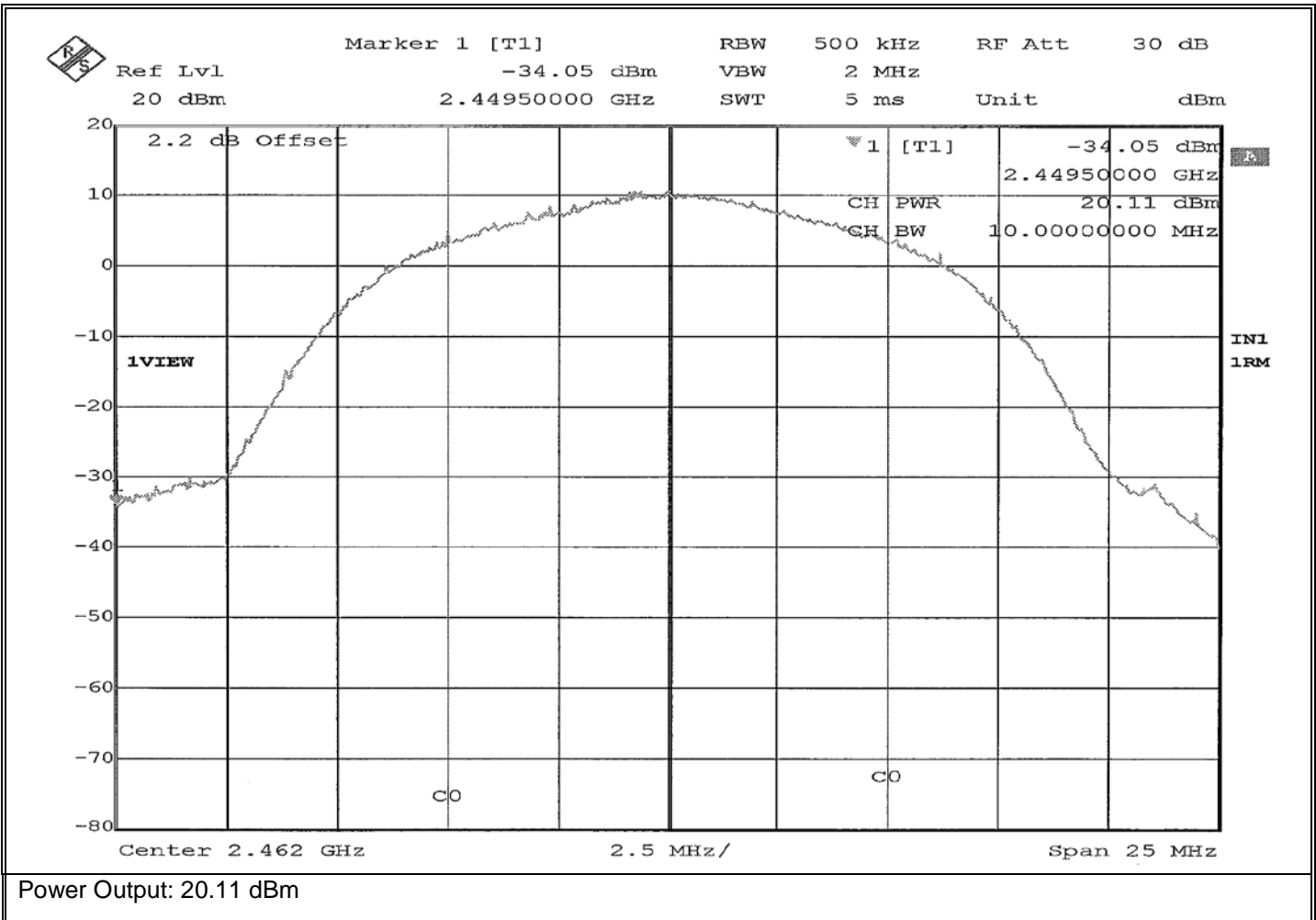
Report No. R-6483N-1

# RETLIF TESTING LABORATORIES

## EMISSIONS TEST DATA SHEET

<b>Test Method</b>	<b>Peak Power Output</b>
<b>Customer</b>	Immedia Semiconductor LLC
<b>Job Number</b>	R-6483N-1
<b>Test Sample</b>	Blink Mini Indoor Plug-In HD Smart Security Camera
<b>Model Number</b>	BCM00300U
<b>Serial Number</b>	G8T1-9000-9514-00BU
<b>Test Specification</b>	FCC Part 15, Subpart C Paragraph 15.247 (b)(3)
<b>Operating Mode</b>	Transmitting modulated signal (DSSS) at 2462 MHz
<b>Technician</b>	M. Seamans
<b>Date</b>	February 19 <sup>th</sup> , 2020

**Notes:** Measurement method: AVGSA-3



**Retlif Testing Laboratories**

Report No. R-6483N-1

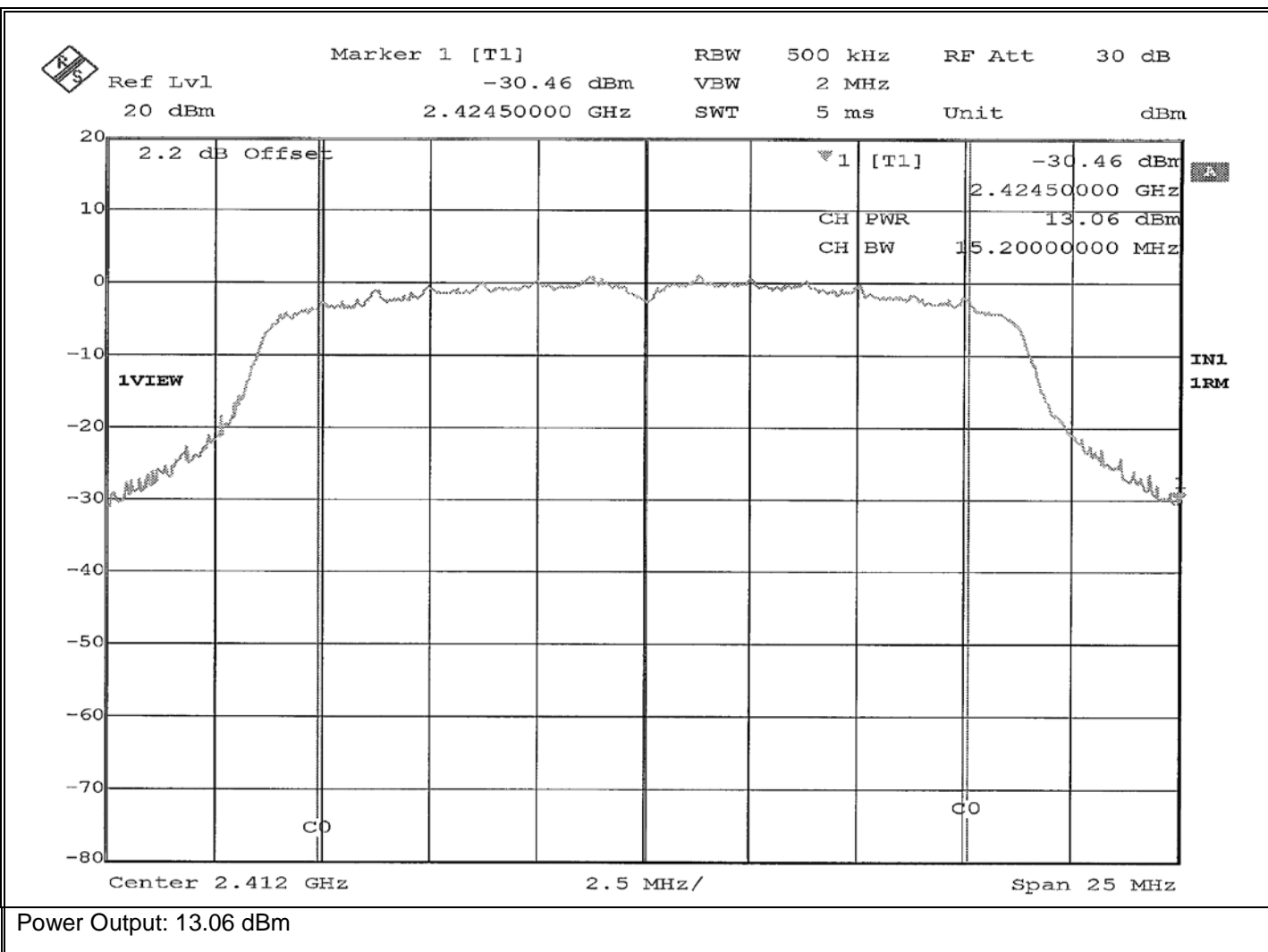


# RETLIF TESTING LABORATORIES

## EMISSIONS TEST DATA SHEET

<b>Test Method</b>	<b>Peak Power Output</b>
<b>Customer</b>	Immedia Semiconductor LLC
<b>Job Number</b>	R-6483N-1
<b>Test Sample</b>	Blink Mini Indoor Plug-In HD Smart Security Camera
<b>Model Number</b>	BCM00300U
<b>Serial Number</b>	G8T1-9000-9514-00BU
<b>Test Specification</b>	FCC Part 15, Subpart C Paragraph 15.247 (b)(3)
<b>Operating Mode</b>	Transmitting modulated signal (Non11) at 2412 MHz
<b>Technician</b>	M. Seamans
<b>Date</b>	February 19 <sup>th</sup> , 2020

**Notes:** Measurement method: AVGSA-3



**Retlif Testing Laboratories**

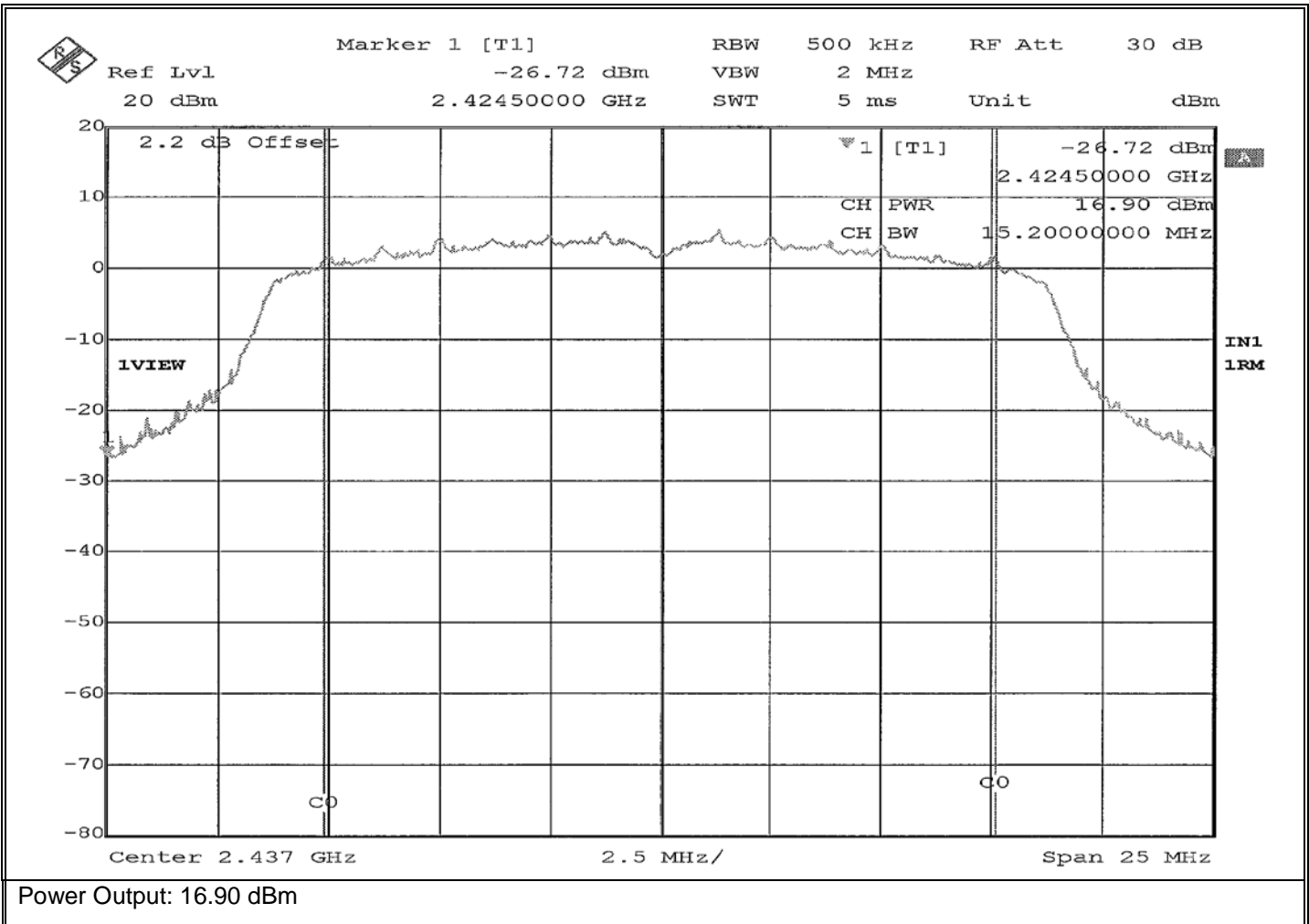
Report No. R-6483N-1

# RETLIF TESTING LABORATORIES

## EMISSIONS TEST DATA SHEET

<b>Test Method</b>	<b>Peak Power Output</b>
<b>Customer</b>	Immedia Semiconductor LLC
<b>Job Number</b>	R-6483N-1
<b>Test Sample</b>	Blink Mini Indoor Plug-In HD Smart Security Camera
<b>Model Number</b>	BCM00300U
<b>Serial Number</b>	G8T1-9000-9514-00BU
<b>Test Specification</b>	FCC Part 15, Subpart C Paragraph 15.247 (b)(3)
<b>Operating Mode</b>	Transmitting modulated signal (Non11) at 2437 MHz
<b>Technician</b>	M. Seamans
<b>Date</b>	February 19 <sup>th</sup> , 2020

**Notes:** Measurement method: AVGSA-3



**Retlif Testing Laboratories**

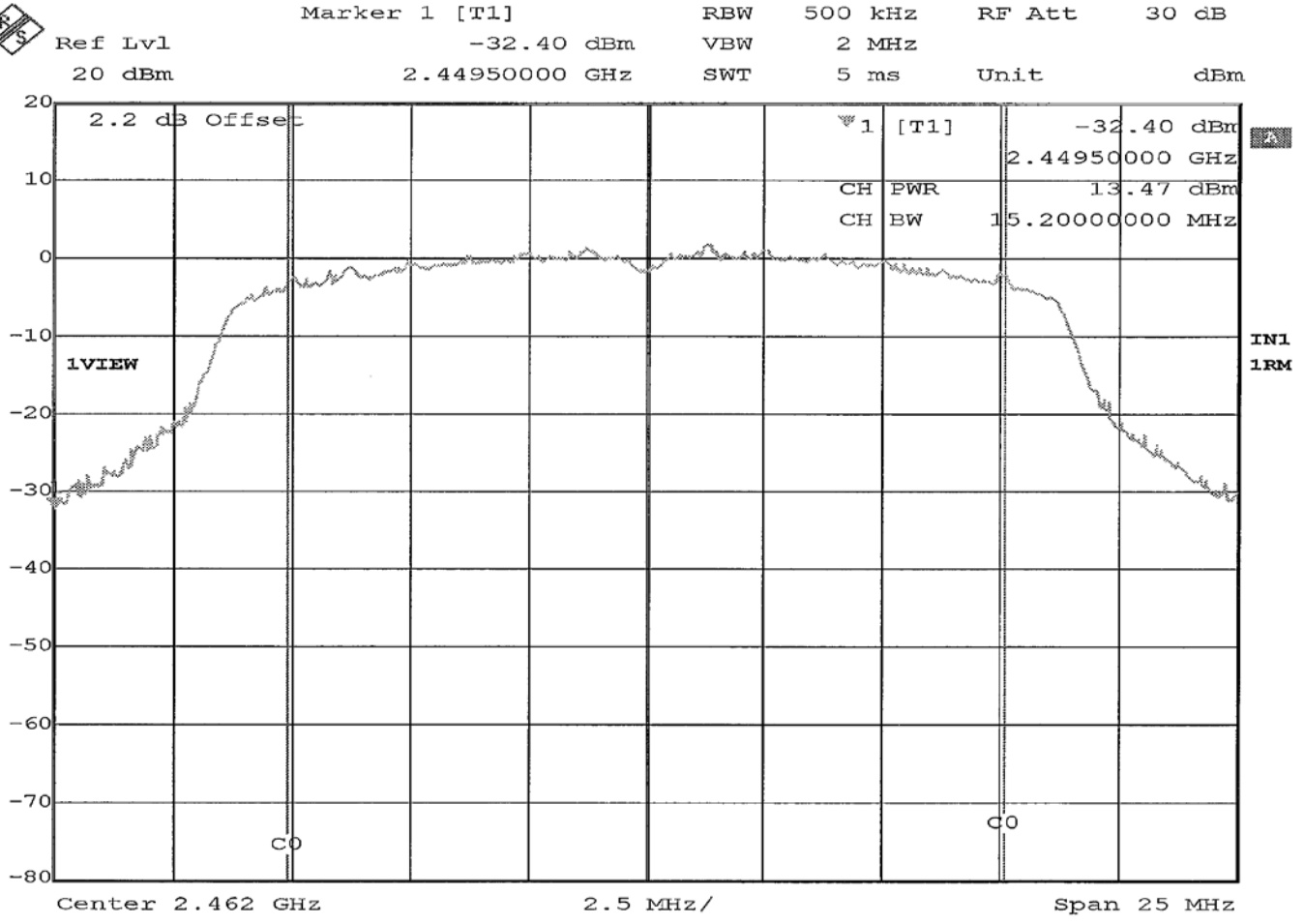
Report No. R-6483N-1

# RETLIF TESTING LABORATORIES

## EMISSIONS TEST DATA SHEET

<b>Test Method</b>	<b>Peak Power Output</b>
<b>Customer</b>	Immedia Semiconductor LLC
<b>Job Number</b>	R-6483N-1
<b>Test Sample</b>	Blink Mini Indoor Plug-In HD Smart Security Camera
<b>Model Number</b>	BCM00300U
<b>Serial Number</b>	G8T1-9000-9514-00BU
<b>Test Specification</b>	FCC Part 15, Subpart C Paragraph 15.247 (b)(3)
<b>Operating Mode</b>	Transmitting modulated signal (Non11) at 2462 MHz
<b>Technician</b>	M. Seamans
<b>Date</b>	February 19 <sup>th</sup> , 2020

**Notes:** Measurement method: AVGSA-3




Power Output: 13.47 dBm



**Retlif Testing Laboratories**

Report No. R-6483N-1

**Test Photographs**  
**Antenna Port, Conducted Emissions**



Test Setup



**Retlif Testing Laboratories**

Report No. R-6483N-1

**FCC Part 15, Subpart C, Section 15.247(d)  
Antenna Port, Conducted Emissions  
Band Edge Test Data**



**Retlif Testing Laboratories**

Report No. R-6483N-1

**Conducted Out of Band**

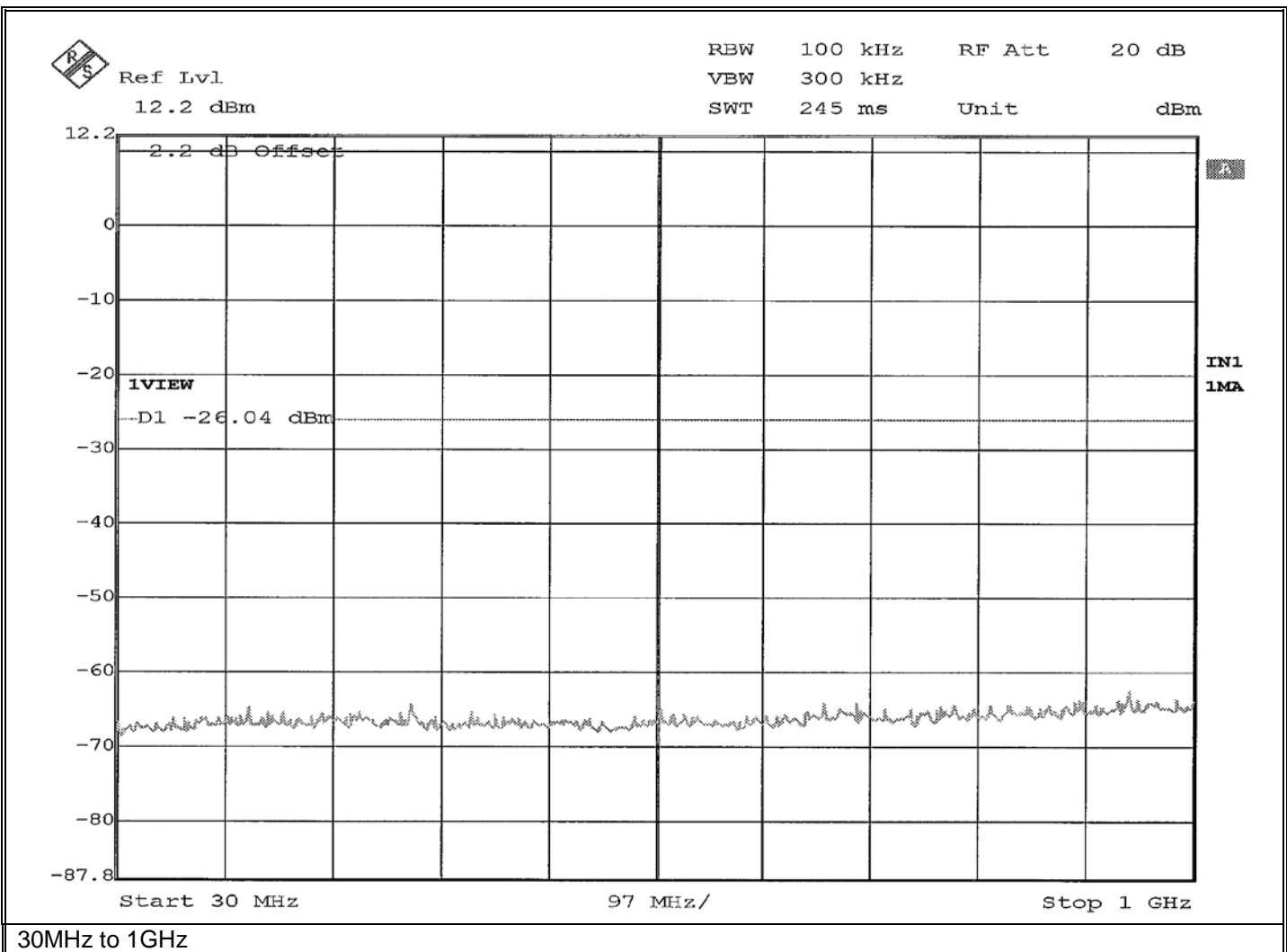


**Retlif Testing Laboratories**

Report No. R-6483N-1

## EMISSIONS TEST DATA SHEET

<b>Method:</b>	<b>Conducted Out of Band</b>
<b>Test Specification:</b>	FCC Part 15, Subpart C Paragraph: 15.247 (d)
<b>Job Number:</b>	R-6483N-1
<b>Customer:</b>	Immedia Semiconductor LLC.
<b>Test Sample:</b>	Blink Mini Indoor Plug-In HD Smart Security Camera
<b>Model Number:</b>	BCM00300U
<b>Serial Number:</b>	G8T1-9000-9514-00BU
<b>Operating Mode:</b>	Transmitting modulated signal (OFDM) at 2412 MHz
<b>Technician:</b>	M. Seamans
<b>Date(s):</b>	February 19 <sup>th</sup> , 2020
<b>Temp/ Relative Humidity:</b>	20.5 °C / 24.0 %
<b>Notes:</b>	Limit: -26.04 dBm

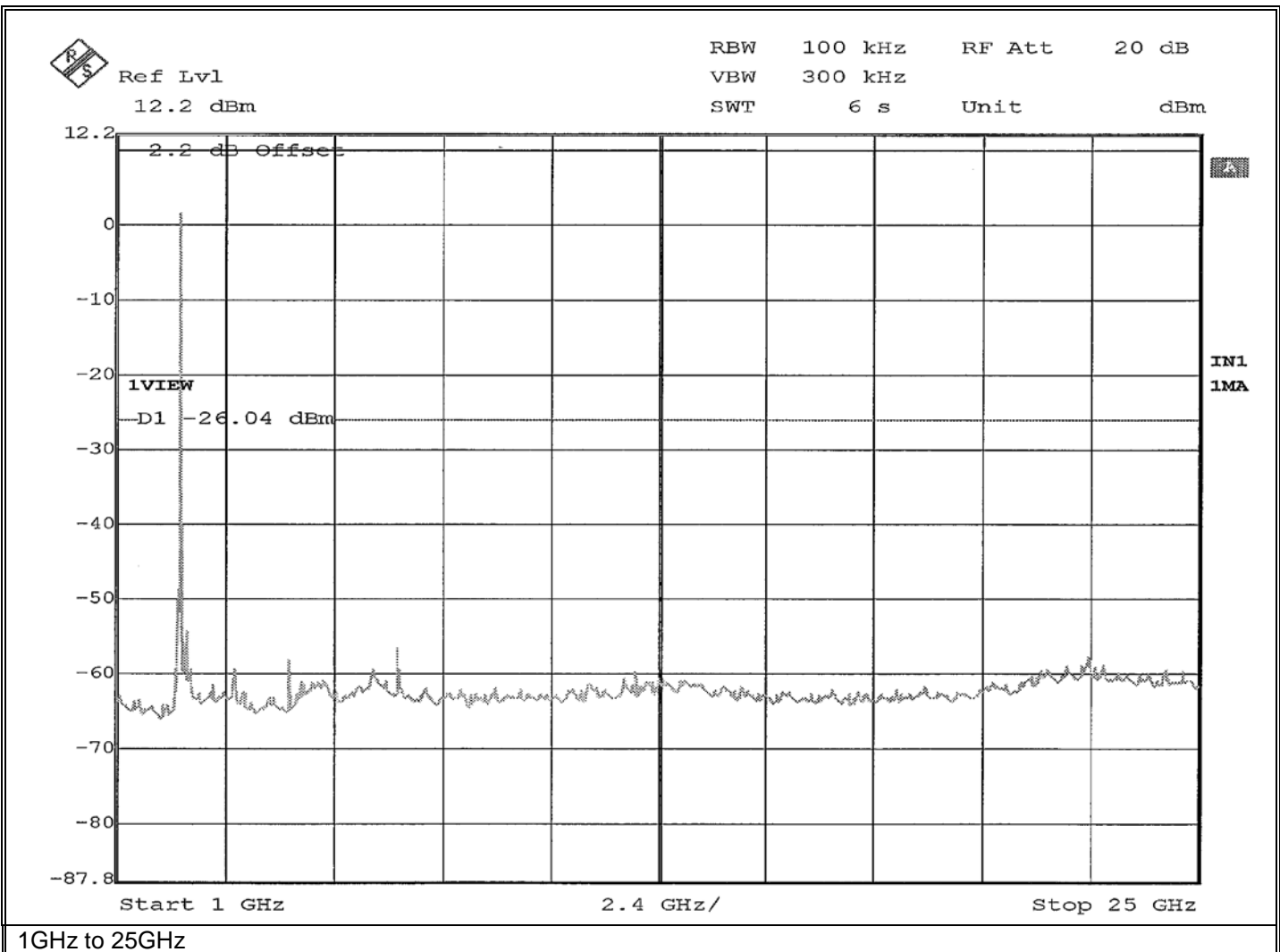


**Retlif Testing Laboratories**

Report No. R-6483N-1

## EMISSIONS TEST DATA SHEET

<b>Method:</b>	<b>Conducted Out of Band</b>
<b>Test Specification:</b>	FCC Part 15, Subpart C Paragraph: 15.247 (d)
<b>Job Number:</b>	R-6483N-1
<b>Customer:</b>	Immedia Semiconductor LLC.
<b>Test Sample:</b>	Blink Mini Indoor Plug-In HD Smart Security Camera
<b>Model Number:</b>	BCM00300U
<b>Serial Number:</b>	G8T1-9000-9514-00BU
<b>Operating Mode:</b>	Transmitting modulated signal (OFDM) at 2412 MHz
<b>Technician:</b>	M. Seamans
<b>Date(s):</b>	February 19 <sup>th</sup> , 2020
<b>Temp/ Relative Humidity:</b>	20.5 °C / 24.0 %
<b>Notes:</b>	Limit: -26.04 dBm



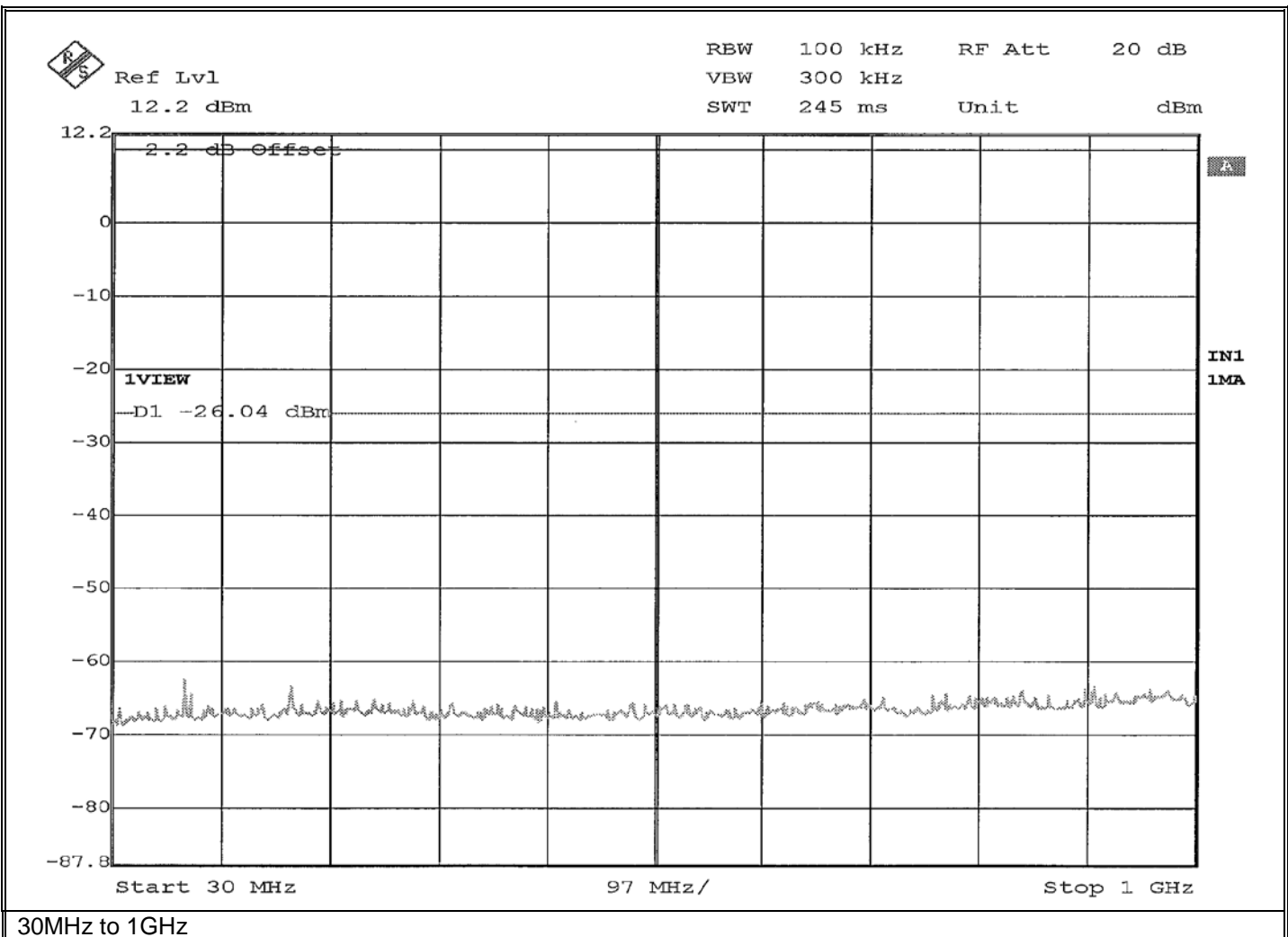
Retlif Testing Laboratories

Report No. R-6483N-1



## EMISSIONS TEST DATA SHEET

<b>Method:</b>	<b>Conducted Out of Band</b>
<b>Test Specification:</b>	FCC Part 15, Subpart C Paragraph: 15.247 (d)
<b>Job Number:</b>	R-6483N-1
<b>Customer:</b>	Immedia Semiconductor LLC.
<b>Test Sample:</b>	Blink Mini Indoor Plug-In HD Smart Security Camera
<b>Model Number:</b>	BCM00300U
<b>Serial Number:</b>	G8T1-9000-9514-00BU
<b>Operating Mode:</b>	Transmitting modulated signal (OFDM) at 2437 MHz
<b>Technician:</b>	M. Seamans
<b>Date(s):</b>	February 19 <sup>th</sup> , 2020
<b>Temp/ Relative Humidity:</b>	20.5 °C / 24.0 %
<b>Notes:</b>	Limit: -26.04 dBm

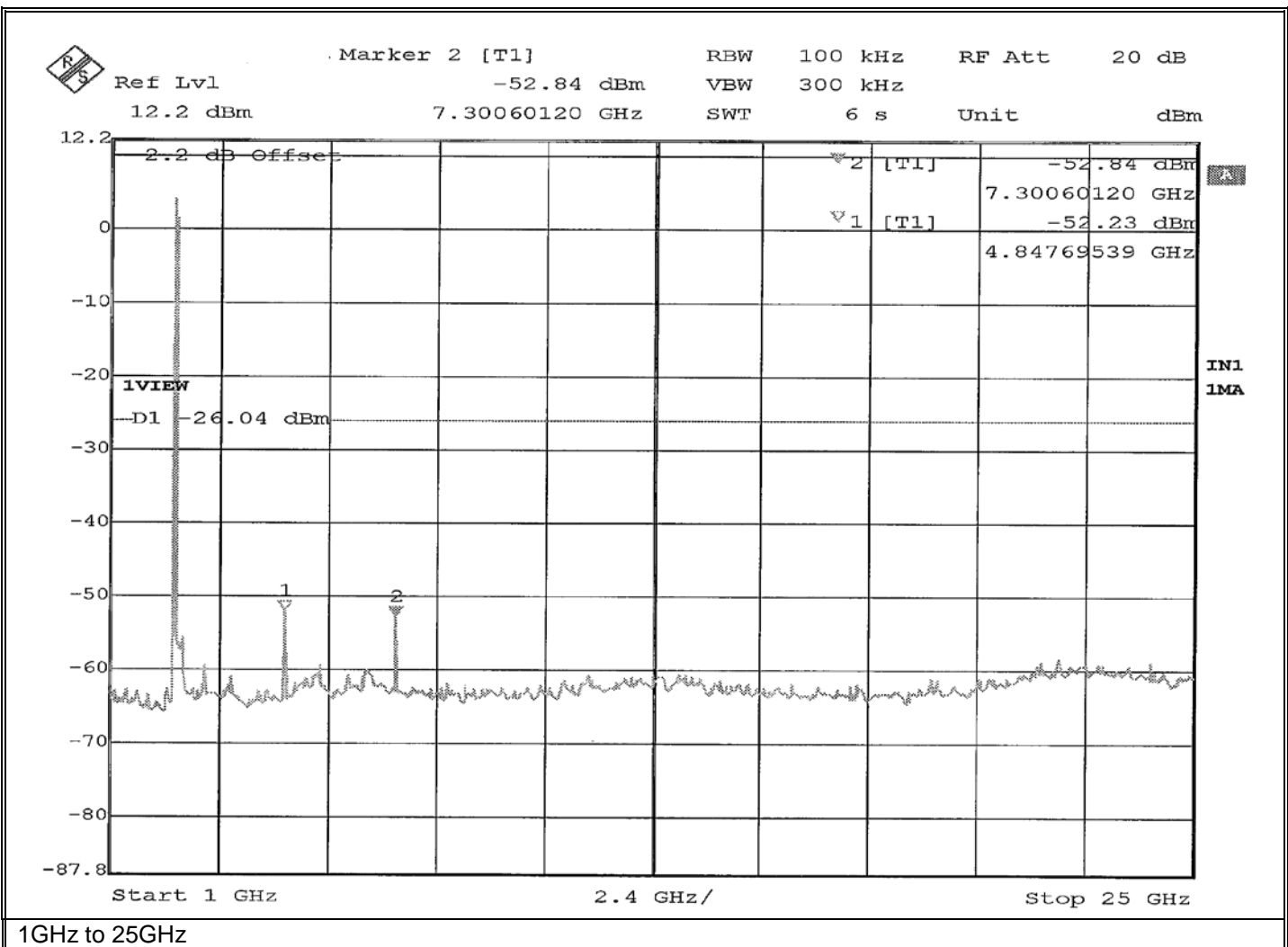


**Retlif Testing Laboratories**

Report No. R-6483N-1

## EMISSIONS TEST DATA SHEET

<b>Method:</b>	<b>Conducted Out of Band</b>
<b>Test Specification:</b>	FCC Part 15, Subpart C Paragraph: 15.247 (d)
<b>Job Number:</b>	R-6483N-1
<b>Customer:</b>	Immedia Semiconductor LLC.
<b>Test Sample:</b>	Blink Mini Indoor Plug-In HD Smart Security Camera
<b>Model Number:</b>	BCM00300U
<b>Serial Number:</b>	G8T1-9000-9514-00BU
<b>Operating Mode:</b>	Transmitting modulated signal (OFDM) at 2437 MHz
<b>Technician:</b>	M. Seamans
<b>Date(s):</b>	February 19 <sup>th</sup> , 2020
<b>Temp/ Relative Humidity:</b>	20.5 °C / 24.0 %
<b>Notes:</b>	Limit: -26.04 dBm

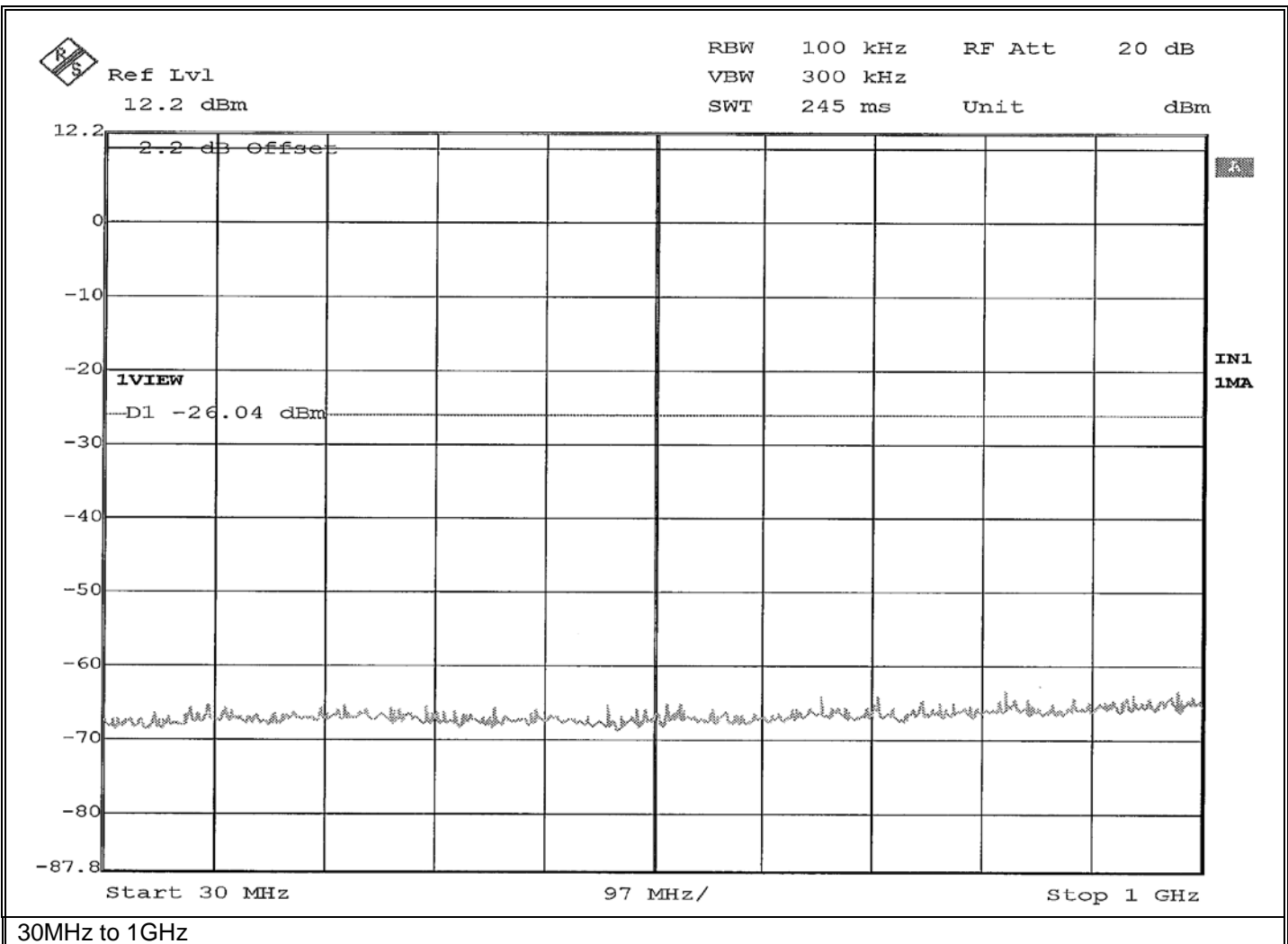


**Retlif Testing Laboratories**

Report No. R-6483N-1

## EMISSIONS TEST DATA SHEET

<b>Method:</b>	<b>Conducted Out of Band</b>
<b>Test Specification:</b>	FCC Part 15, Subpart C Paragraph: 15.247 (d)
<b>Job Number:</b>	R-6483N-1
<b>Customer:</b>	Immedia Semiconductor LLC.
<b>Test Sample:</b>	Blink Mini Indoor Plug-In HD Smart Security Camera
<b>Model Number:</b>	BCM00300U
<b>Serial Number:</b>	G8T1-9000-9514-00BU
<b>Operating Mode:</b>	Transmitting modulated signal (OFDM) at 2462 MHz
<b>Technician:</b>	M. Seamans
<b>Date(s):</b>	February 19 <sup>th</sup> , 2020
<b>Temp/ Relative Humidity:</b>	20.5 °C / 24.0 %
<b>Notes:</b>	Limit: -26.04 dBm

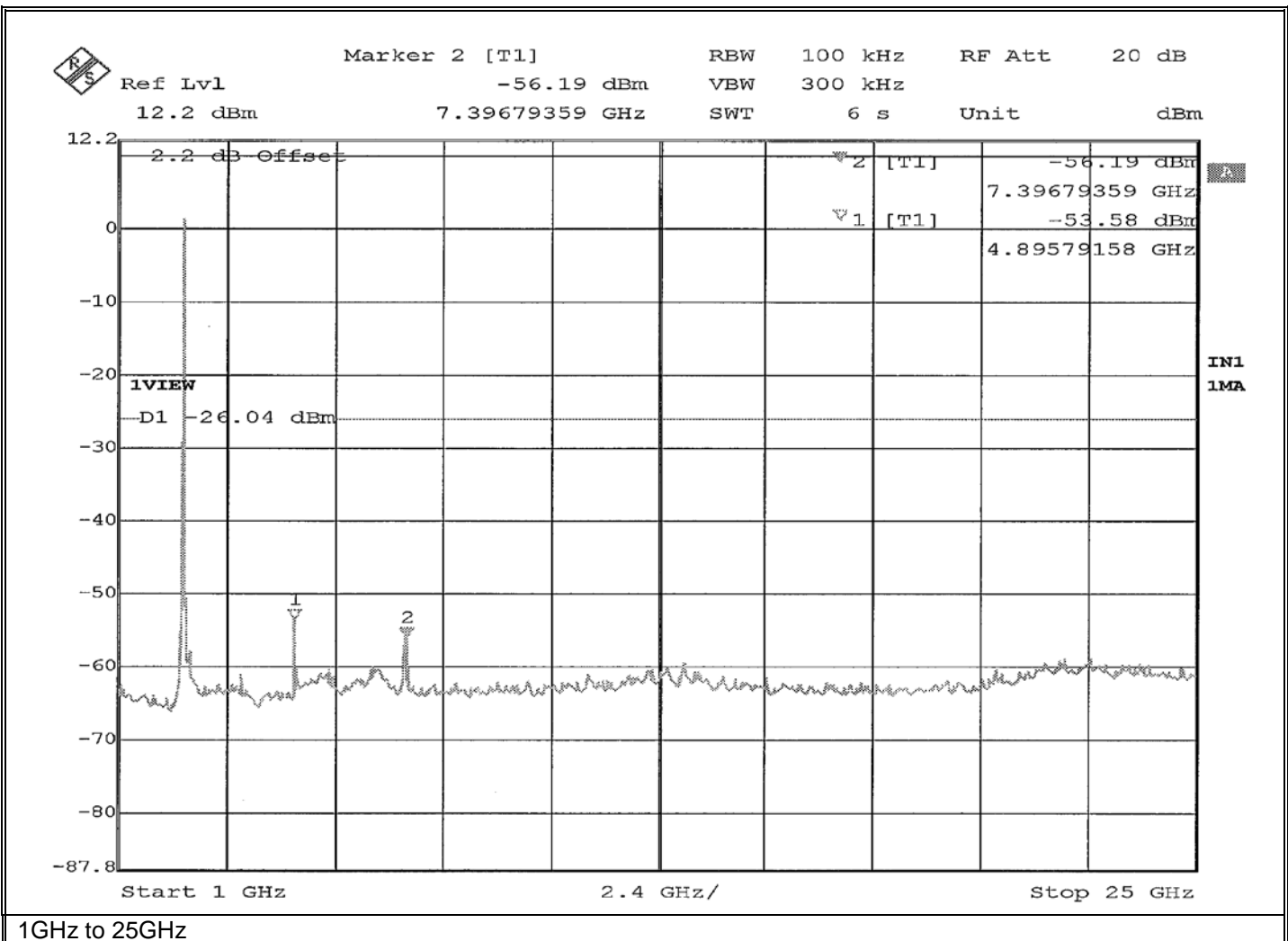


Retlif Testing Laboratories

Report No. R-6483N-1

## EMISSIONS TEST DATA SHEET

<b>Method:</b>	<b>Conducted Out of Band</b>
<b>Test Specification:</b>	FCC Part 15, Subpart C Paragraph: 15.247 (d)
<b>Job Number:</b>	R-6483N-1
<b>Customer:</b>	Immedia Semiconductor LLC.
<b>Test Sample:</b>	Blink Mini Indoor Plug-In HD Smart Security Camera
<b>Model Number:</b>	BCM00300U
<b>Serial Number:</b>	G8T1-9000-9514-00BU
<b>Operating Mode:</b>	Transmitting modulated signal (OFDM) at 2462 MHz
<b>Technician:</b>	M. Seamans
<b>Date(s):</b>	February 19 <sup>th</sup> , 2020
<b>Temp/ Relative Humidity:</b>	20.5 °C / 24.0 %
<b>Notes:</b>	Limit: -26.04 dBm

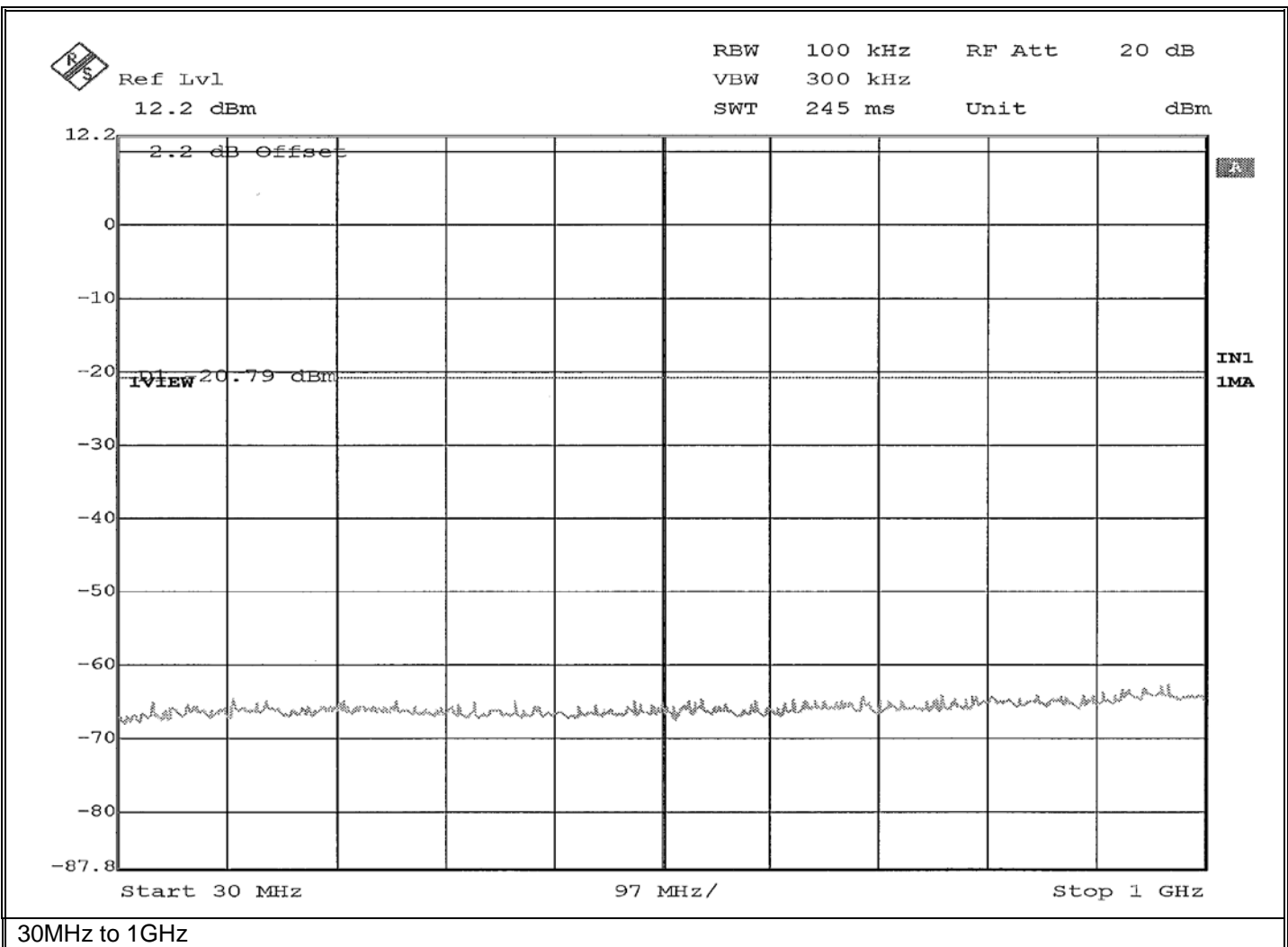


**Retlif Testing Laboratories**

Report No. R-6483N-1

## EMISSIONS TEST DATA SHEET

<b>Method:</b>	<b>Conducted Out of Band</b>
<b>Test Specification:</b>	FCC Part 15, Subpart C Paragraph: 15.247 (d)
<b>Job Number:</b>	R-6483N-1
<b>Customer:</b>	Immedia Semiconductor LLC.
<b>Test Sample:</b>	Blink Mini Indoor Plug-In HD Smart Security Camera
<b>Model Number:</b>	BCM00300U
<b>Serial Number:</b>	G8T1-9000-9514-00BU
<b>Operating Mode:</b>	Transmitting modulated signal (DSSS) at 2412 MHz
<b>Technician:</b>	M. Seamans
<b>Date(s):</b>	February 19 <sup>th</sup> , 2020
<b>Temp/ Relative Humidity:</b>	20.5 °C / 24.0 %
<b>Notes:</b>	Limit: -20.79 dBm

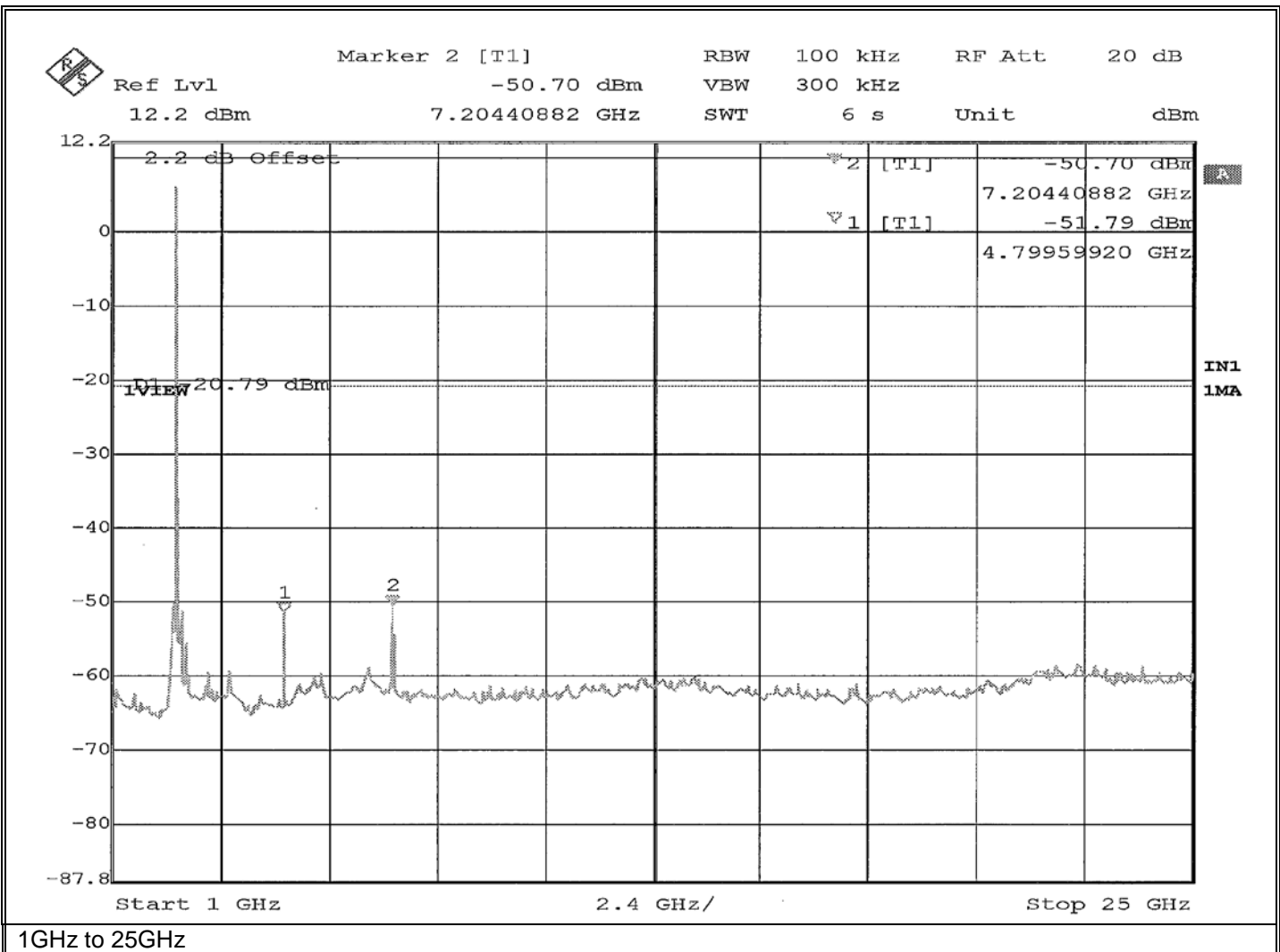


**Retlif Testing Laboratories**

Report No. R-6483N-1

## EMISSIONS TEST DATA SHEET

<b>Method:</b>	<b>Conducted Out of Band</b>
<b>Test Specification:</b>	FCC Part 15, Subpart C Paragraph: 15.247 (d)
<b>Job Number:</b>	R-6483N-1
<b>Customer:</b>	Immedia Semiconductor LLC.
<b>Test Sample:</b>	Blink Mini Indoor Plug-In HD Smart Security Camera
<b>Model Number:</b>	BCM00300U
<b>Serial Number:</b>	G8T1-9000-9514-00BU
<b>Operating Mode:</b>	Transmitting modulated signal (DSSS) at 2412 MHz
<b>Technician:</b>	M. Seamans
<b>Date(s):</b>	February 19 <sup>th</sup> , 2020
<b>Temp/ Relative Humidity:</b>	20.5 °C / 24.0 %
<b>Notes:</b>	Limit: -51.79 dBm

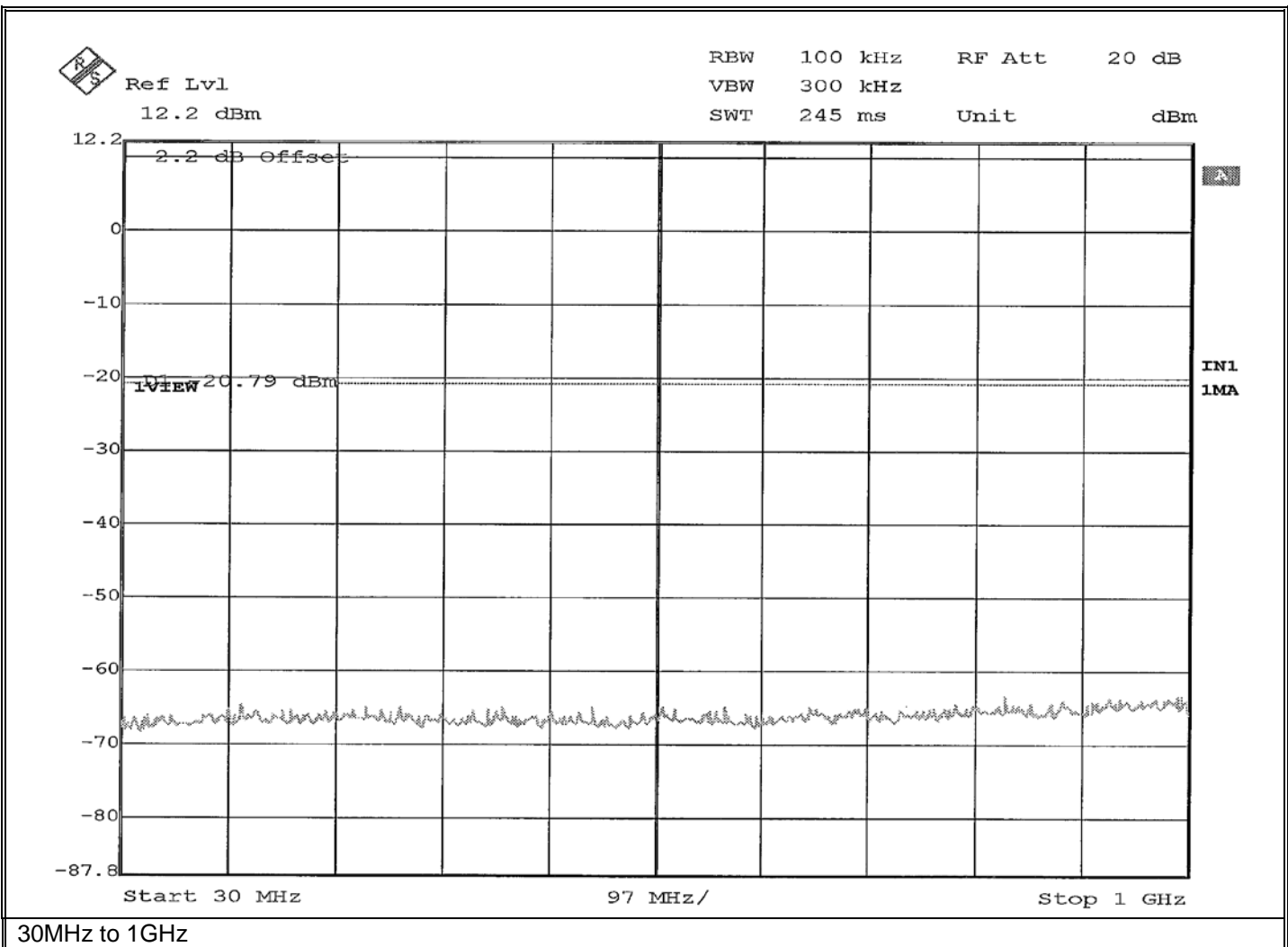


**Retlif Testing Laboratories**

Report No. R-6483N-1

## EMISSIONS TEST DATA SHEET

<b>Method:</b>	<b>Conducted Out of Band</b>
<b>Test Specification:</b>	FCC Part 15, Subpart C Paragraph: 15.247 (d)
<b>Job Number:</b>	R-6483N-1
<b>Customer:</b>	Immedia Semiconductor LLC.
<b>Test Sample:</b>	Blink Mini Indoor Plug-In HD Smart Security Camera
<b>Model Number:</b>	BCM00300U
<b>Serial Number:</b>	G8T1-9000-9514-00BU
<b>Operating Mode:</b>	Transmitting modulated signal (DSSS) at 2437 MHz
<b>Technician:</b>	M. Seamans
<b>Date(s):</b>	February 19 <sup>th</sup> , 2020
<b>Temp/ Relative Humidity:</b>	20.5 °C / 24.0 %
<b>Notes:</b>	Limit: -20.79 dBm

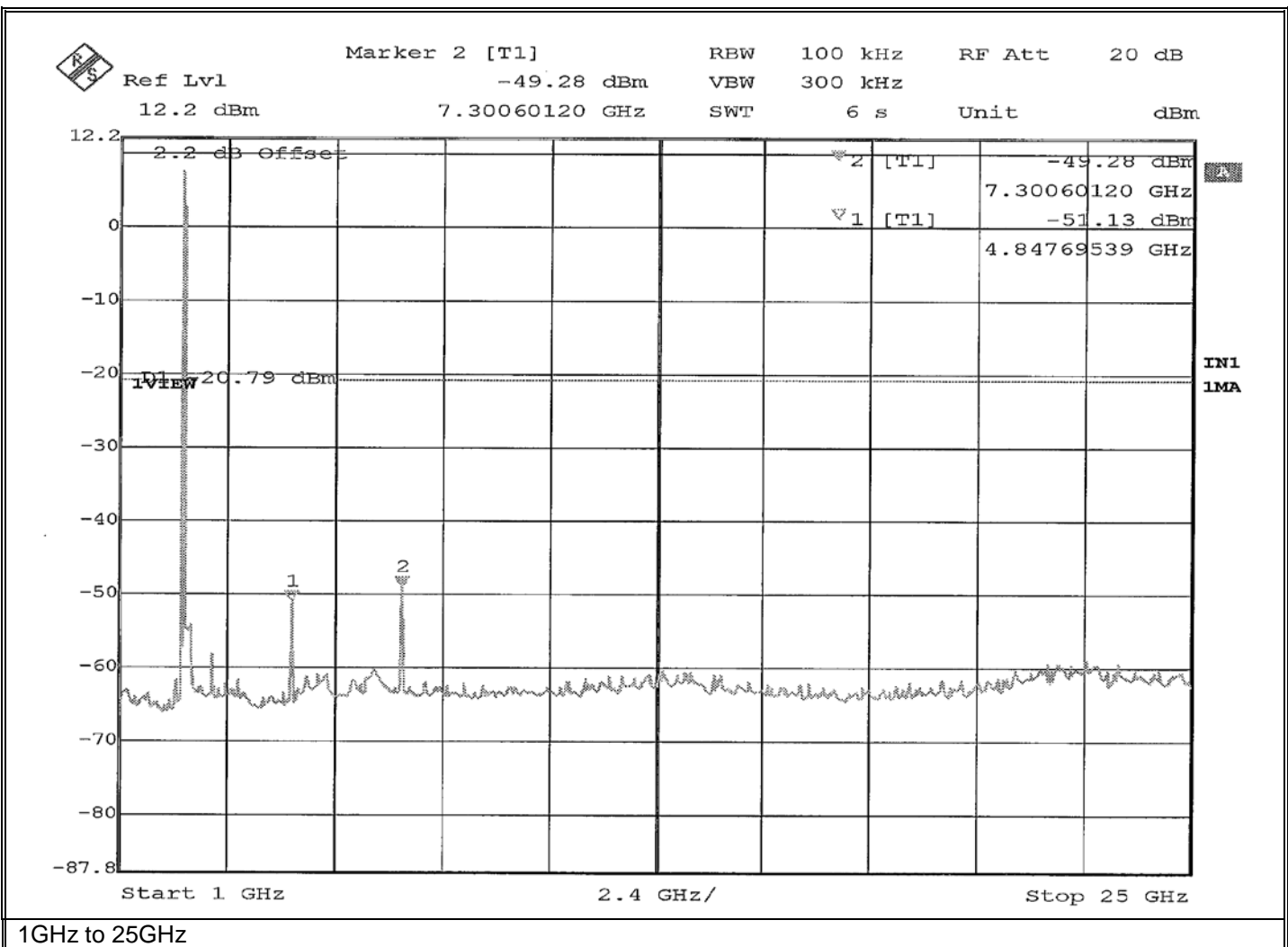


**Retlif Testing Laboratories**

Report No. R-6483N-1

## EMISSIONS TEST DATA SHEET

<b>Method:</b>	<b>Conducted Out of Band</b>
<b>Test Specification:</b>	FCC Part 15, Subpart C Paragraph: 15.247 (d)
<b>Job Number:</b>	R-6483N-1
<b>Customer:</b>	Immedia Semiconductor LLC.
<b>Test Sample:</b>	Blink Mini Indoor Plug-In HD Smart Security Camera
<b>Model Number:</b>	BCM00300U
<b>Serial Number:</b>	G8T1-9000-9514-00BU
<b>Operating Mode:</b>	Transmitting modulated signal (DSSS) at 2437 MHz
<b>Technician:</b>	M. Seamans
<b>Date(s):</b>	February 19 <sup>th</sup> , 2020
<b>Temp/ Relative Humidity:</b>	20.5 °C / 24.0 %
<b>Notes:</b>	Limit: -20.79 dBm



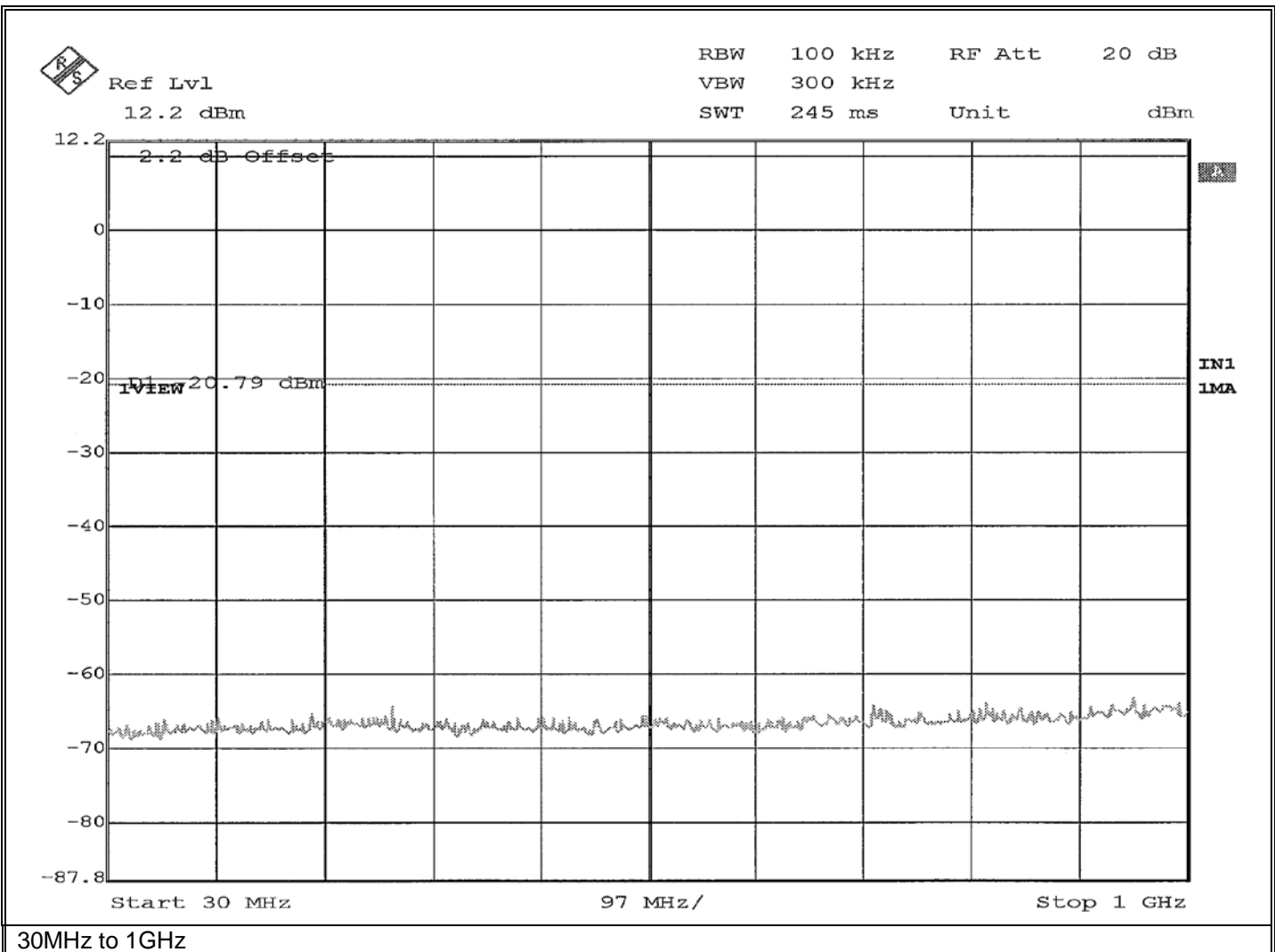
**Retlif Testing Laboratories**

Report No. R-6483N-1



## EMISSIONS TEST DATA SHEET

<b>Method:</b>	<b>Conducted Out of Band</b>
<b>Test Specification:</b>	FCC Part 15, Subpart C Paragraph: 15.247 (d)
<b>Job Number:</b>	R-6483N-1
<b>Customer:</b>	Immedia Semiconductor LLC.
<b>Test Sample:</b>	Blink Mini Indoor Plug-In HD Smart Security Camera
<b>Model Number:</b>	BCM00300U
<b>Serial Number:</b>	G8T1-9000-9514-00BU
<b>Operating Mode:</b>	Transmitting modulated signal (DSSS) at 2462 MHz
<b>Technician:</b>	M. Seamans
<b>Date(s):</b>	February 19 <sup>th</sup> , 2020
<b>Temp/ Relative Humidity:</b>	20.5 °C / 24.0 %
<b>Notes:</b>	Limit: -20.79 dBm

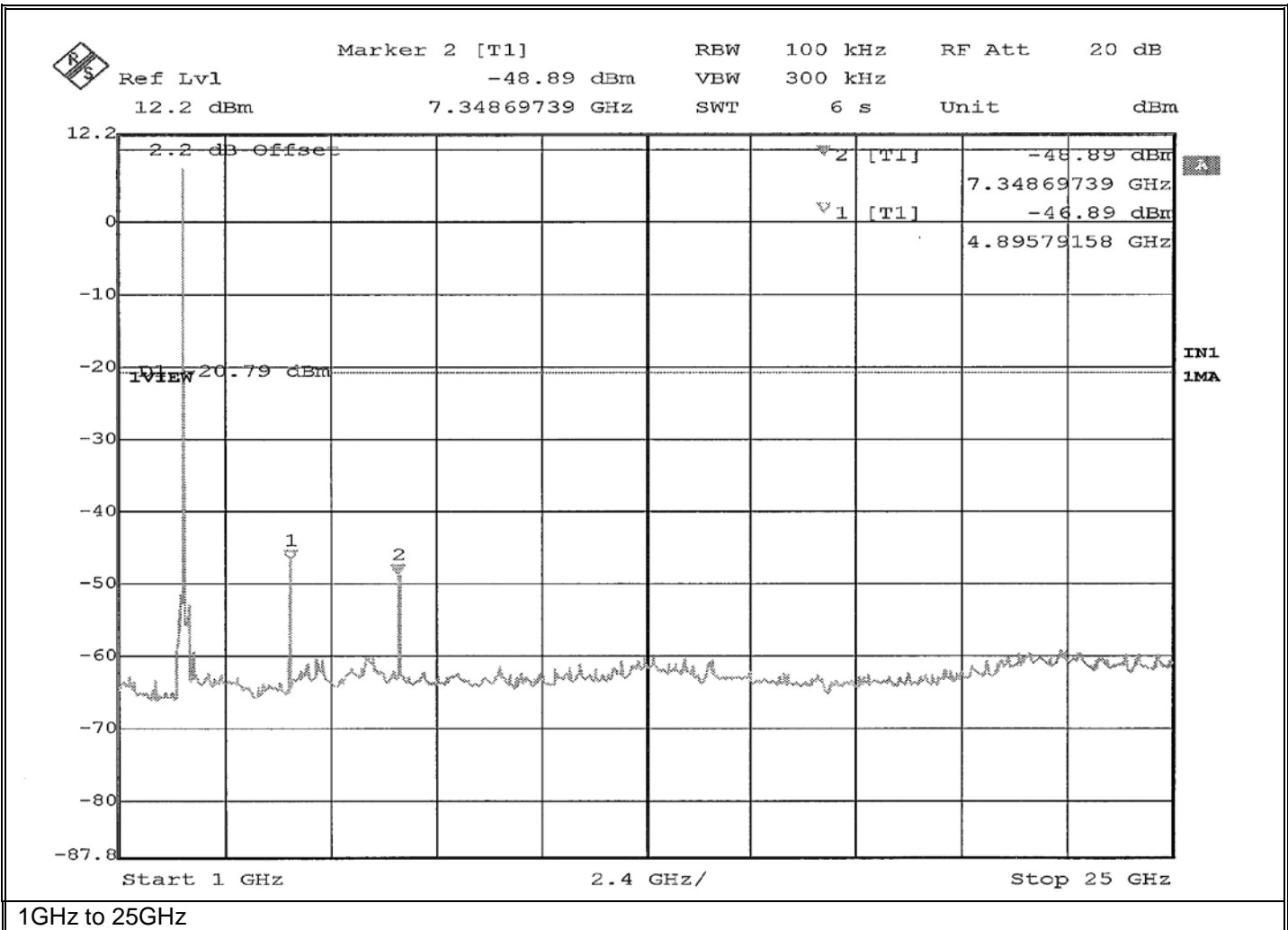


**Retlif Testing Laboratories**

Report No. R-6483N-1

## EMISSIONS TEST DATA SHEET

<b>Method:</b>	<b>Conducted Out of Band</b>
<b>Test Specification:</b>	FCC Part 15, Subpart C Paragraph: 15.247 (d)
<b>Job Number:</b>	R-6483N-1
<b>Customer:</b>	Immedia Semiconductor LLC.
<b>Test Sample:</b>	Blink Mini Indoor Plug-In HD Smart Security Camera
<b>Model Number:</b>	BCM00300U
<b>Serial Number:</b>	G8T1-9000-9514-00BU
<b>Operating Mode:</b>	Transmitting modulated signal (DSSS) at 2462 MHz
<b>Technician:</b>	M. Seamans
<b>Date(s):</b>	February 19 <sup>th</sup> , 2020
<b>Temp/ Relative Humidity:</b>	20.5 °C / 24.0 %
<b>Notes:</b>	Limit: -46.89 dBm

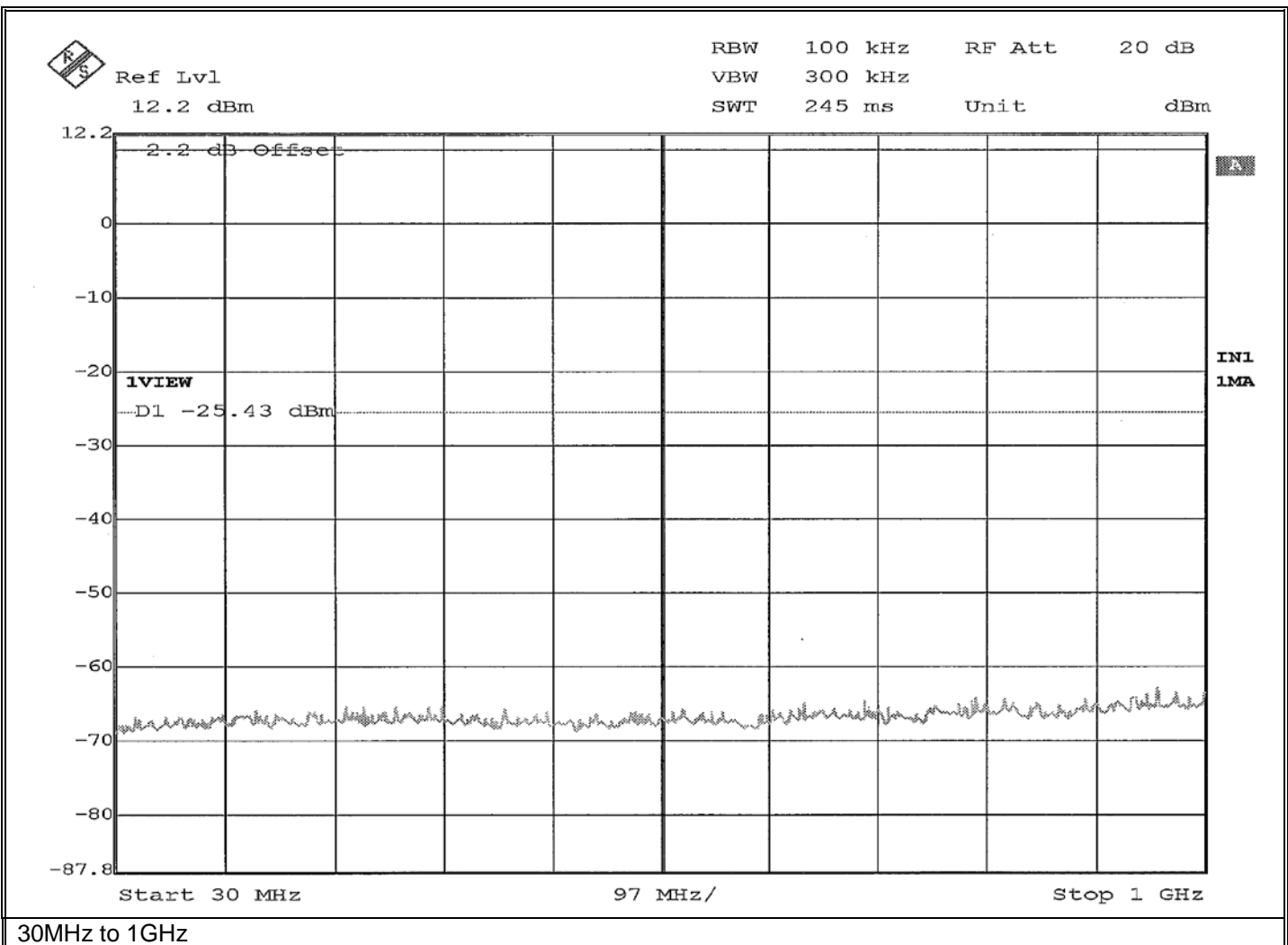


**Retlif Testing Laboratories**

Report No. R-6483N-1

## EMISSIONS TEST DATA SHEET

<b>Method:</b>	<b>Conducted Out of Band</b>
<b>Test Specification:</b>	FCC Part 15, Subpart C Paragraph: 15.247 (d)
<b>Job Number:</b>	R-6483N-1
<b>Customer:</b>	Immedia Semiconductor LLC.
<b>Test Sample:</b>	Blink Mini Indoor Plug-In HD Smart Security Camera
<b>Model Number:</b>	BCM00300U
<b>Serial Number:</b>	G8T1-9000-9514-00BU
<b>Operating Mode:</b>	Transmitting modulated signal (Non11) at 2412 MHz
<b>Technician:</b>	M. Seamans
<b>Date(s):</b>	February 19 <sup>th</sup> , 2020
<b>Temp/ Relative Humidity:</b>	20.5 °C / 24.0 %
<b>Notes:</b>	Limit: -25.43 dBm

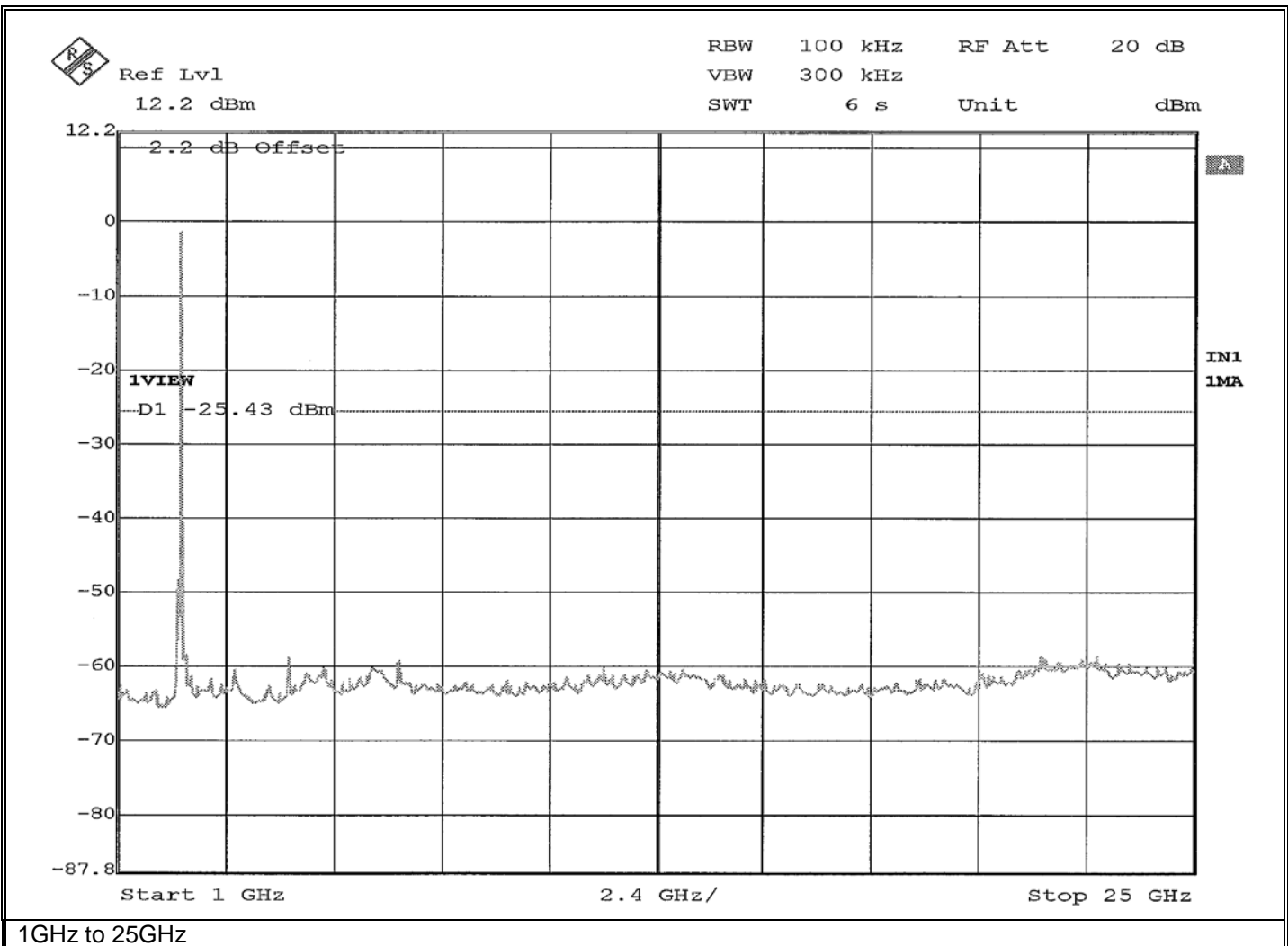


**Retlif Testing Laboratories**

Report No. R-6483N-1

## EMISSIONS TEST DATA SHEET

<b>Method:</b>	<b>Conducted Out of Band</b>
<b>Test Specification:</b>	FCC Part 15, Subpart C Paragraph: 15.247 (d)
<b>Job Number:</b>	R-6483N-1
<b>Customer:</b>	Immedia Semiconductor LLC.
<b>Test Sample:</b>	Blink Mini Indoor Plug-In HD Smart Security Camera
<b>Model Number:</b>	BCM00300U
<b>Serial Number:</b>	G8T1-9000-9514-00BU
<b>Operating Mode:</b>	Transmitting modulated signal (Non11) at 2412 MHz
<b>Technician:</b>	M. Seamans
<b>Date(s):</b>	February 19 <sup>th</sup> , 2020
<b>Temp/ Relative Humidity:</b>	20.5 °C / 24.0 %
<b>Notes:</b>	Limit: -25.43 dBm

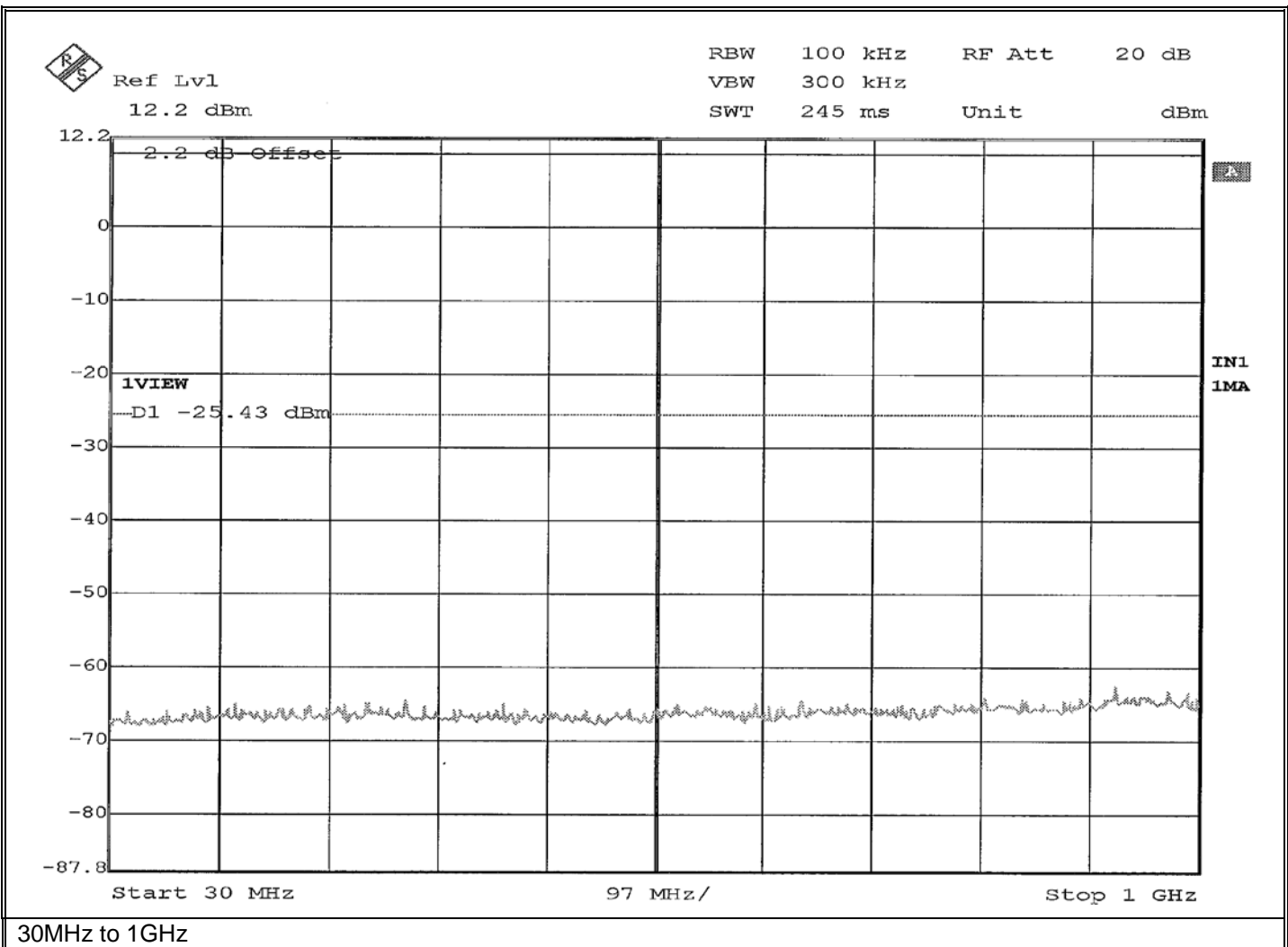


**Retlif Testing Laboratories**

Report No. R-6483N-1

## EMISSIONS TEST DATA SHEET

<b>Method:</b>	<b>Conducted Out of Band</b>
<b>Test Specification:</b>	FCC Part 15, Subpart C Paragraph: 15.247 (d)
<b>Job Number:</b>	R-6483N-1
<b>Customer:</b>	Immedia Semiconductor LLC.
<b>Test Sample:</b>	Blink Mini Indoor Plug-In HD Smart Security Camera
<b>Model Number:</b>	BCM00300U
<b>Serial Number:</b>	G8T1-9000-9514-00BU
<b>Operating Mode:</b>	Transmitting modulated signal (Non11) at 2437 MHz
<b>Technician:</b>	M. Seamans
<b>Date(s):</b>	February 19 <sup>th</sup> , 2020
<b>Temp/ Relative Humidity:</b>	20.5 °C / 24.0 %
<b>Notes:</b>	Limit: -25.43 dBm

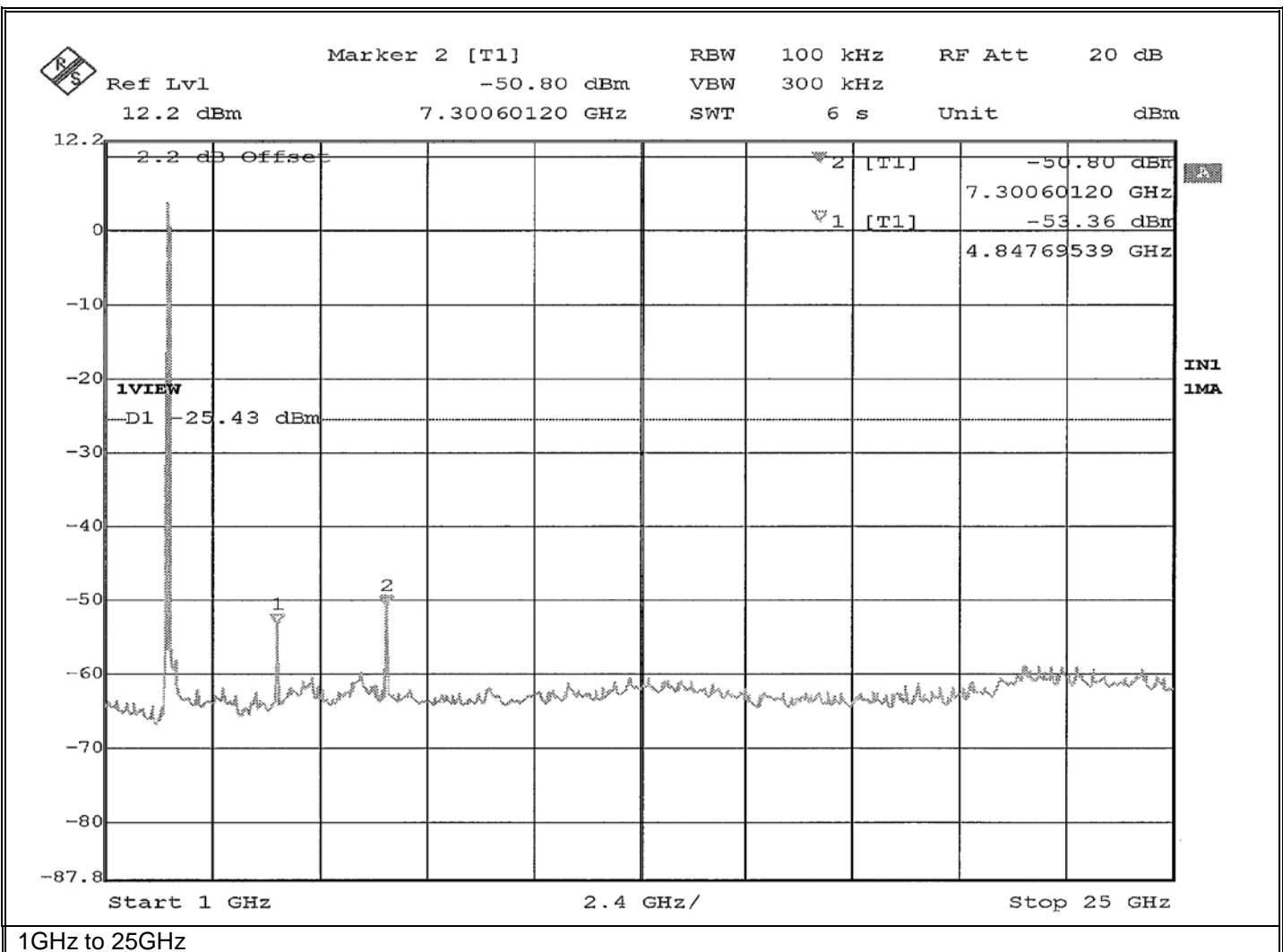


**Retlif Testing Laboratories**

Report No. R-6483N-1

## EMISSIONS TEST DATA SHEET

<b>Method:</b>	<b>Conducted Out of Band</b>
<b>Test Specification:</b>	FCC Part 15, Subpart C Paragraph: 15.247 (d)
<b>Job Number:</b>	R-6483N-1
<b>Customer:</b>	Immedia Semiconductor LLC.
<b>Test Sample:</b>	Blink Mini Indoor Plug-In HD Smart Security Camera
<b>Model Number:</b>	BCM00300U
<b>Serial Number:</b>	G8T1-9000-9514-00BU
<b>Operating Mode:</b>	Transmitting modulated signal (Non11) at 2437 MHz
<b>Technician:</b>	M. Seamans
<b>Date(s):</b>	February 19 <sup>th</sup> , 2020
<b>Temp/ Relative Humidity:</b>	20.5 °C / 24.0 %
<b>Notes:</b>	Limit: -53.36 dBm

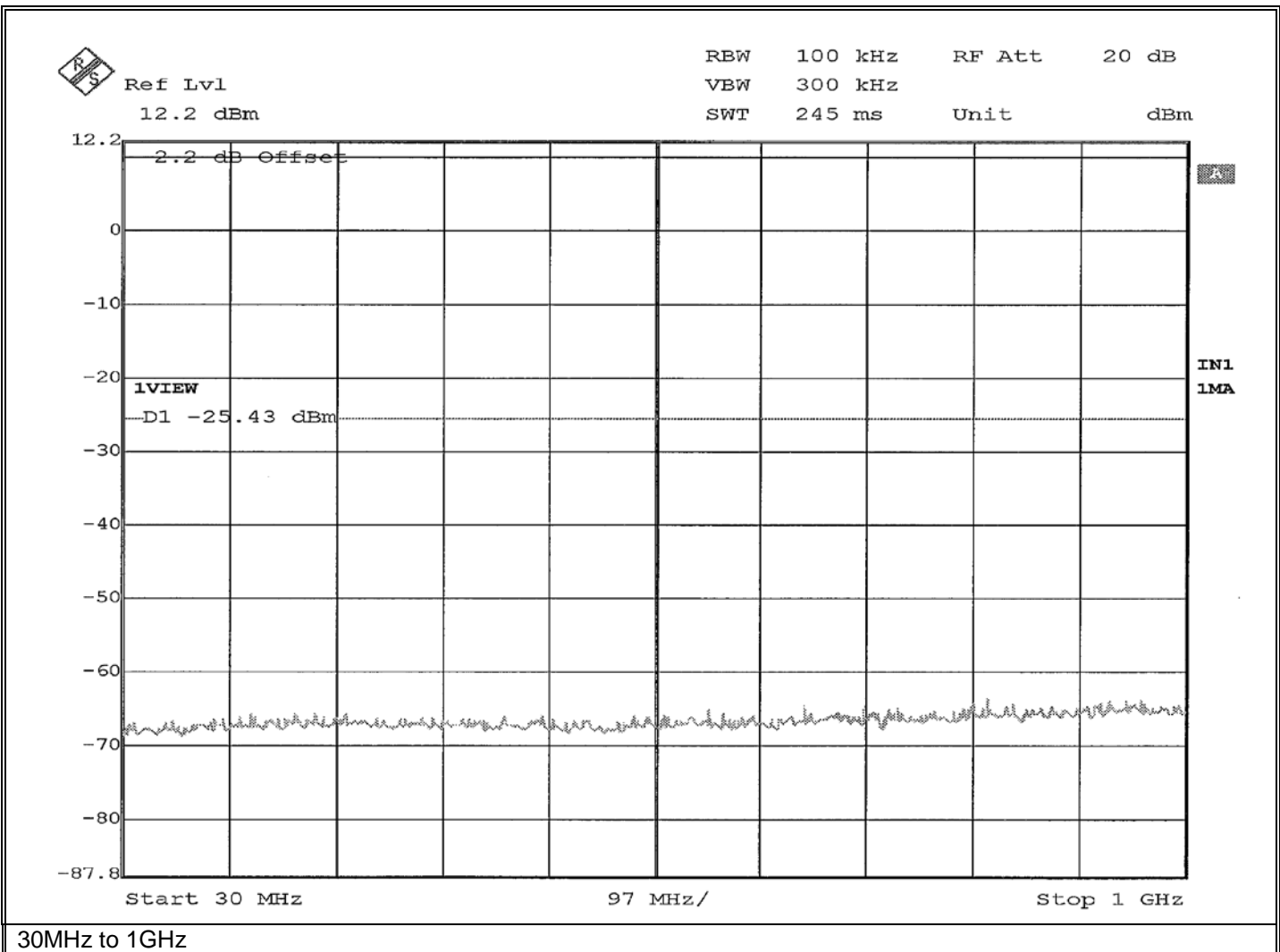


**Retlif Testing Laboratories**

Report No. R-6483N-1

## EMISSIONS TEST DATA SHEET

<b>Method:</b>	<b>Conducted Out of Band</b>
<b>Test Specification:</b>	FCC Part 15, Subpart C Paragraph: 15.247 (d)
<b>Job Number:</b>	R-6483N-1
<b>Customer:</b>	Immedia Semiconductor LLC.
<b>Test Sample:</b>	Blink Mini Indoor Plug-In HD Smart Security Camera
<b>Model Number:</b>	BCM00300U
<b>Serial Number:</b>	G8T1-9000-9514-00BU
<b>Operating Mode:</b>	Transmitting modulated signal (Non11) at 2462 MHz
<b>Technician:</b>	M. Seamans
<b>Date(s):</b>	February 19 <sup>th</sup> , 2020
<b>Temp/ Relative Humidity:</b>	20.5 °C / 24.0 %
<b>Notes:</b>	Limit: -25.43 dBm

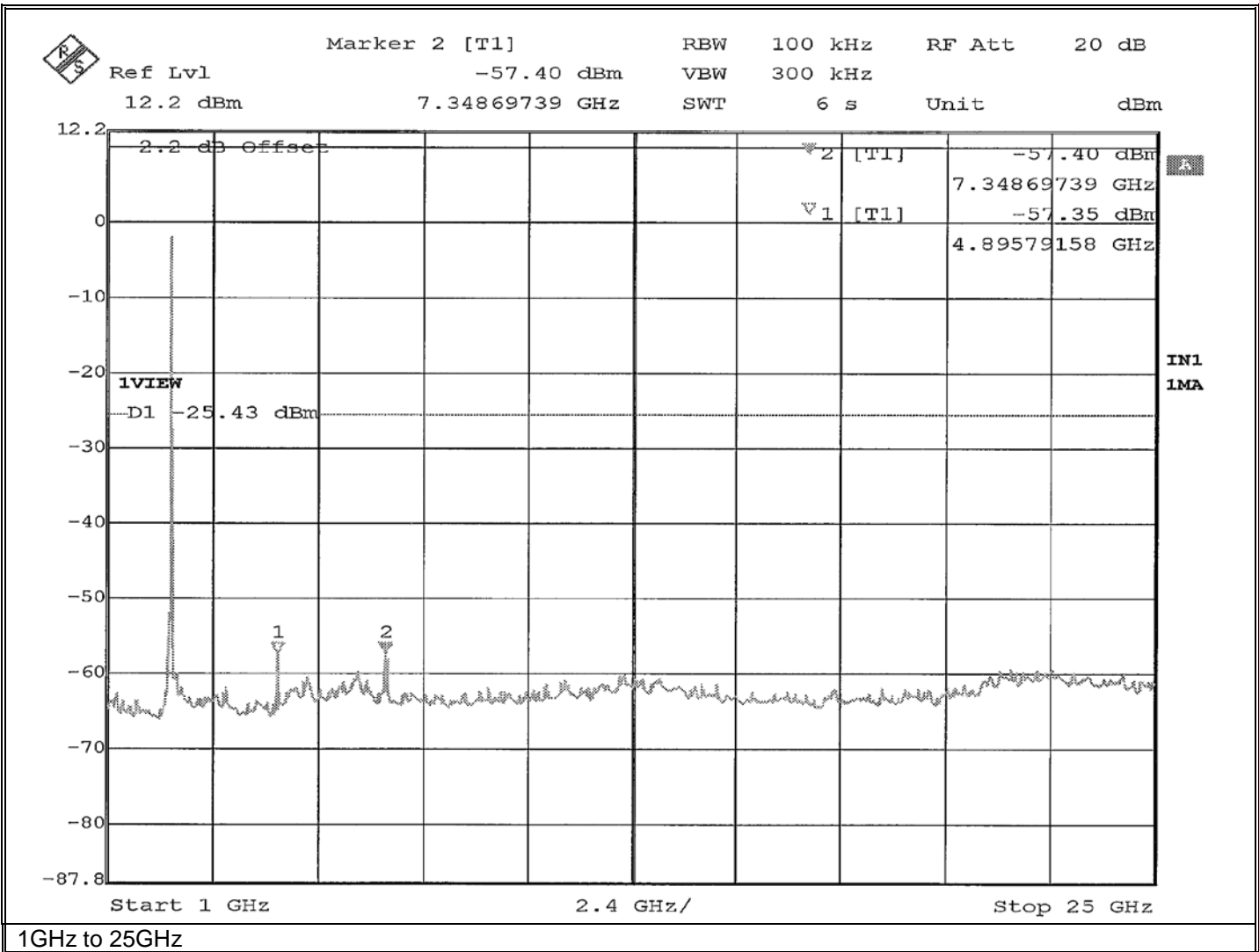


**Retlif Testing Laboratories**

Report No. R-6483N-1

## EMISSIONS TEST DATA SHEET

<b>Method:</b>	<b>Conducted Out of Band</b>
<b>Test Specification:</b>	FCC Part 15, Subpart C Paragraph: 15.247 (d)
<b>Job Number:</b>	R-6483N-1
<b>Customer:</b>	Immedia Semiconductor LLC.
<b>Test Sample:</b>	Blink Mini Indoor Plug-In HD Smart Security Camera
<b>Model Number:</b>	BCM00300U
<b>Serial Number:</b>	G8T1-9000-9514-00BU
<b>Operating Mode:</b>	Transmitting modulated signal (Non11) at 2462 MHz
<b>Technician:</b>	M. Seamans
<b>Date(s):</b>	February 19 <sup>th</sup> , 2020
<b>Temp/ Relative Humidity:</b>	20.5 °C / 24.0 %
<b>Notes:</b>	Limit: -25.43 dBm



**Retlif Testing Laboratories**

Report No. R-6483N-1



**Band Edge**

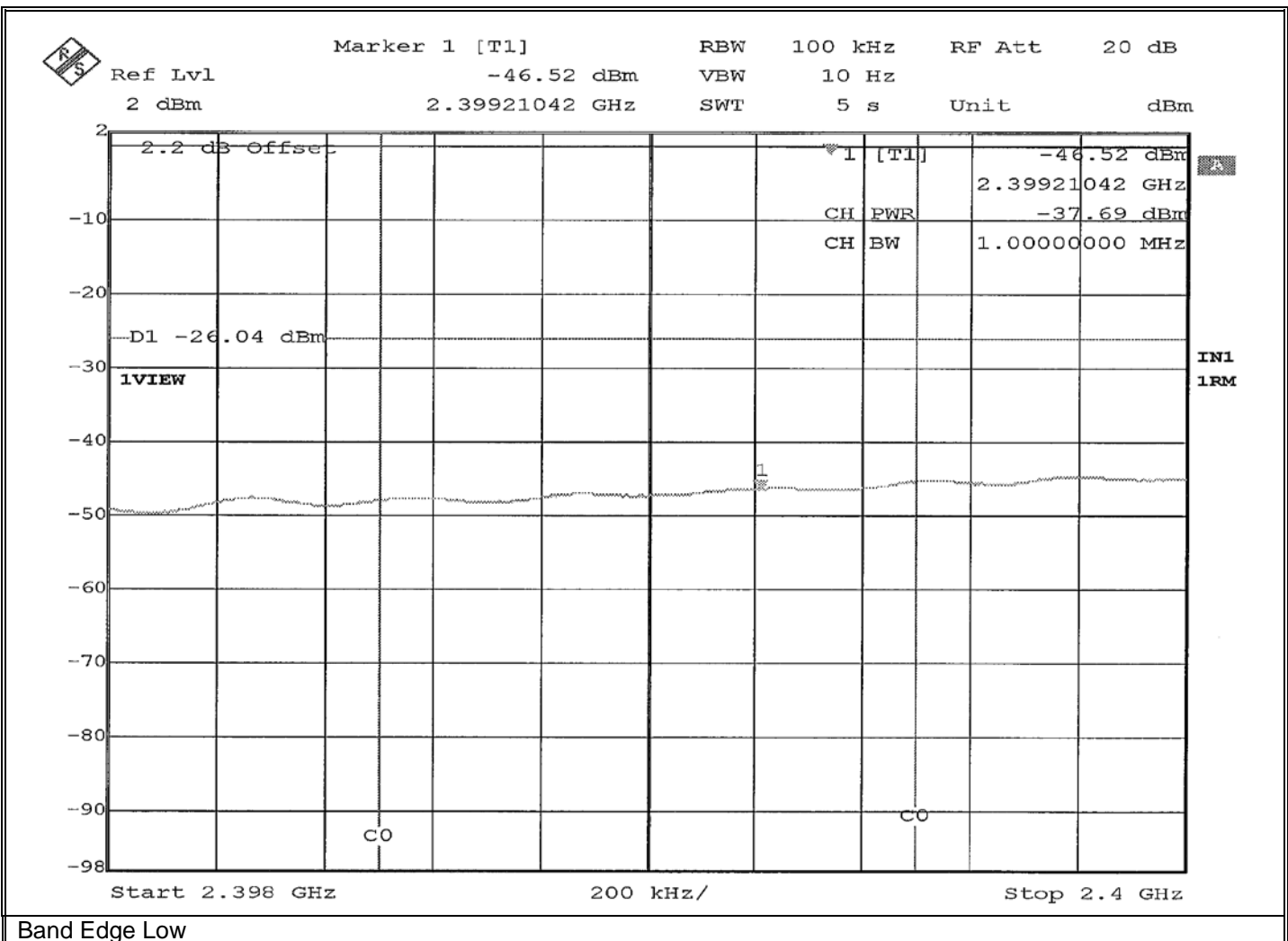


**Retlif Testing Laboratories**

Report No. R-6483N-1

## EMISSIONS TEST DATA SHEET

<b>Method:</b>	<b>Band Edge</b>
<b>Test Specification:</b>	FCC Part 15, Subpart C Paragraph: 15.247 (d)
<b>Job Number:</b>	R-6483N-1
<b>Customer:</b>	Immedia Semiconductor LLC.
<b>Test Sample:</b>	Blink Mini Indoor Plug-In HD Smart Security Camera
<b>Model Number:</b>	BCM00300U
<b>Serial Number:</b>	G8T1-9000-9514-00BU
<b>Operating Mode:</b>	Transmitting modulated signal (OFDM) at 2412 MHz
<b>Technician:</b>	M. Seamans
<b>Date(s):</b>	February 19 <sup>th</sup> , 2020
<b>Temp/ Relative Humidity:</b>	20.5 °C / 24.0 %
<b>Notes:</b>	Reading: -37.69 dBm Limit: -26.04 dBm

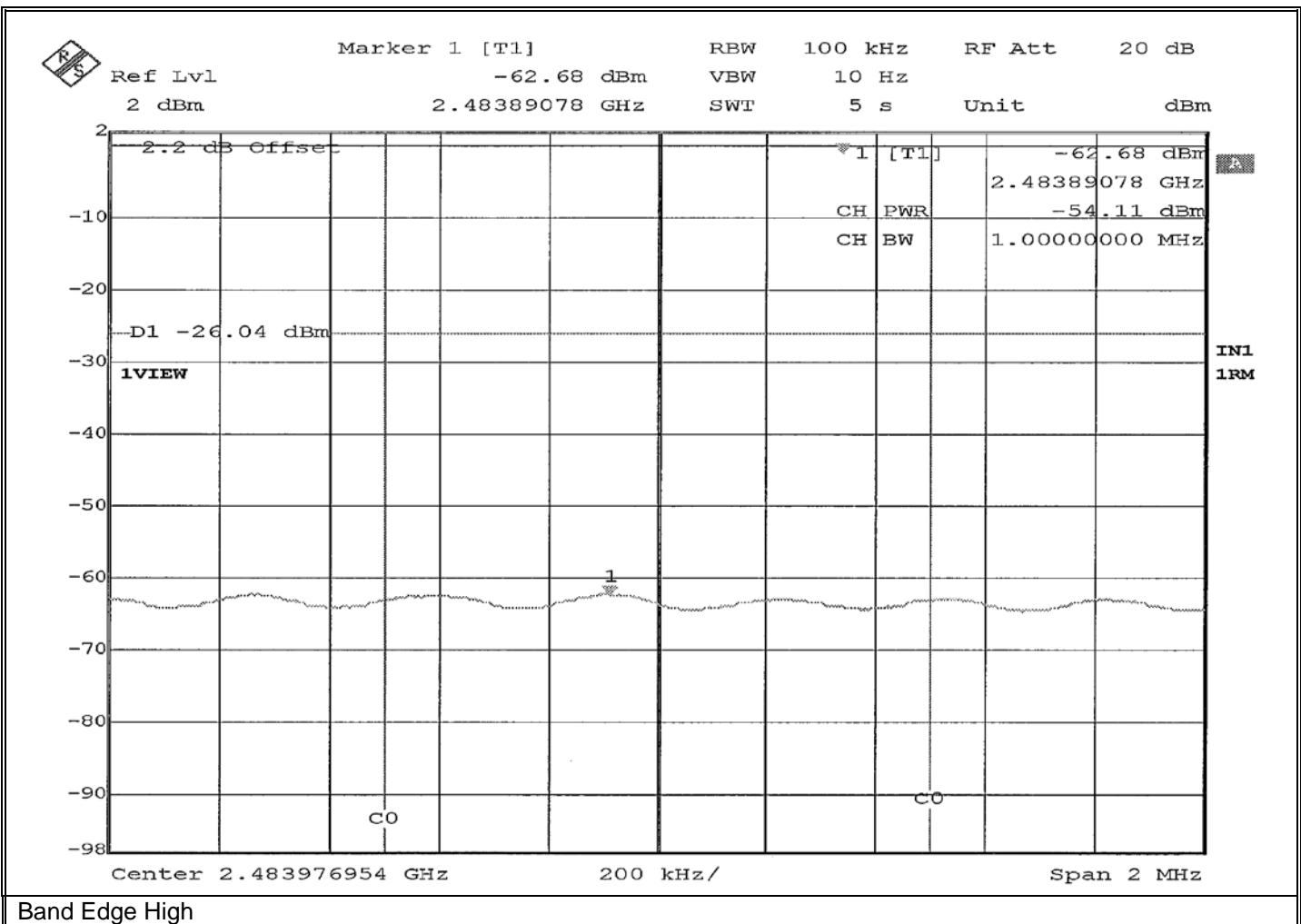


**Retlif Testing Laboratories**

Report No. R-6483N-1

## EMISSIONS TEST DATA SHEET

<b>Method:</b>	<b>Band Edge</b>
<b>Test Specification:</b>	FCC Part 15, Subpart C Paragraph: 15.247 (d)
<b>Job Number:</b>	R-6483N-1
<b>Customer:</b>	Immedia Semiconductor LLC.
<b>Test Sample:</b>	Blink Mini Indoor Plug-In HD Smart Security Camera
<b>Model Number:</b>	BCM00300U
<b>Serial Number:</b>	G8T1-9000-9514-00BU
<b>Operating Mode:</b>	Transmitting modulated signal (OFDM) at 2462 MHz
<b>Technician:</b>	M. Seamans
<b>Date(s):</b>	February 19 <sup>th</sup> , 2020
<b>Temp/ Relative Humidity:</b>	20.5 °C / 24.0 %
<b>Notes:</b>	Reading: -54.11 dBm Limit: -26.04 dBm

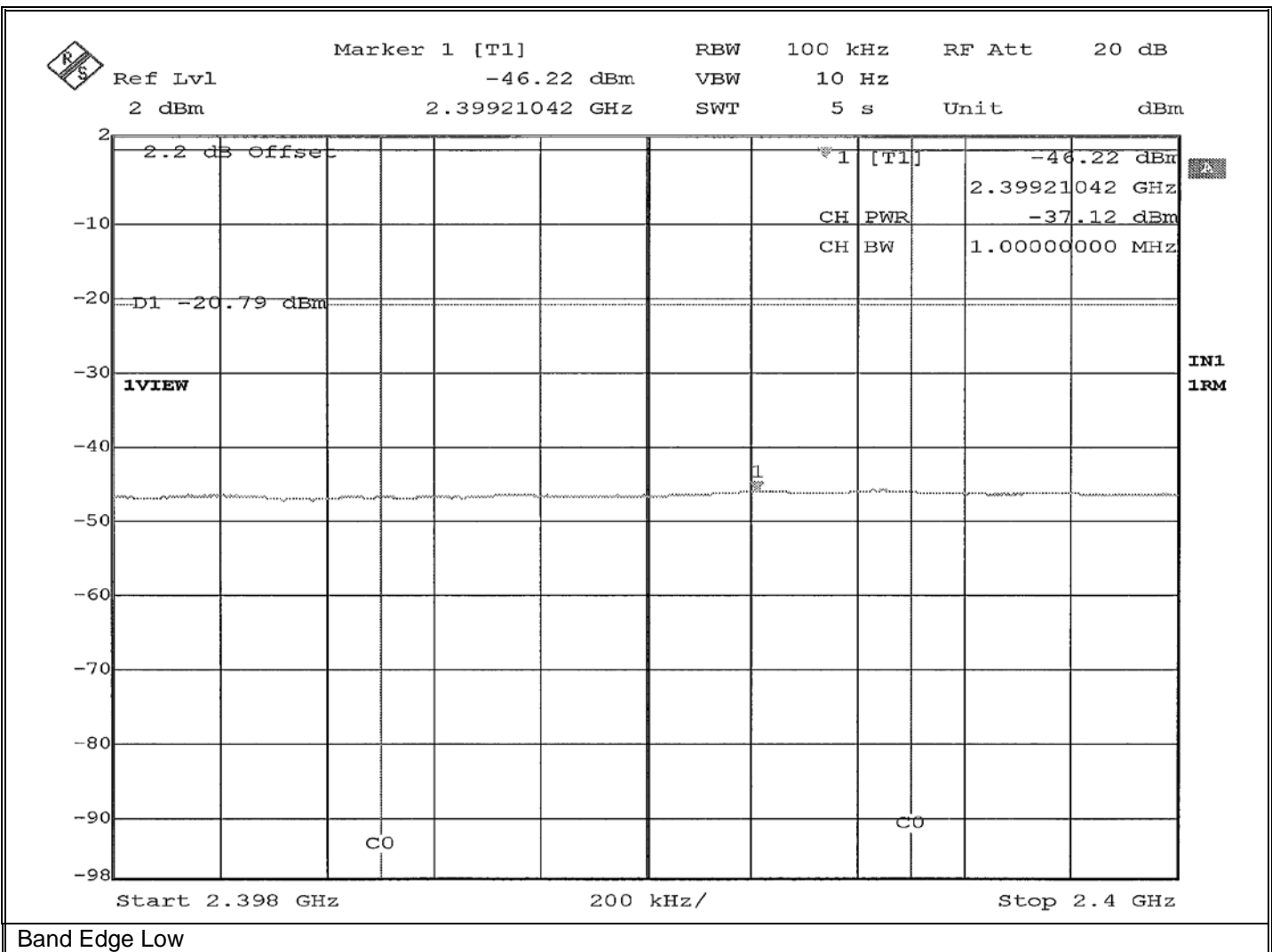


**Retlif Testing Laboratories**

Report No. R-6483N-1

## EMISSIONS TEST DATA SHEET

<b>Method:</b>	<b>Band Edge</b>
<b>Test Specification:</b>	FCC Part 15, Subpart C Paragraph: 15.247 (d)
<b>Job Number:</b>	R-6483N-1
<b>Customer:</b>	Immedia Semiconductor LLC.
<b>Test Sample:</b>	Blink Mini Indoor Plug-In HD Smart Security Camera
<b>Model Number:</b>	BCM00300U
<b>Serial Number:</b>	G8T1-9000-9514-00BU
<b>Operating Mode:</b>	Transmitting modulated signal (DSSS) at 2412 MHz
<b>Technician:</b>	M. Seamans
<b>Date(s):</b>	February 19 <sup>th</sup> , 2020
<b>Temp/ Relative Humidity:</b>	20.5 °C / 24.0 %
<b>Notes:</b>	Reading: -37.12 dBm Limit: -20.79 dBm

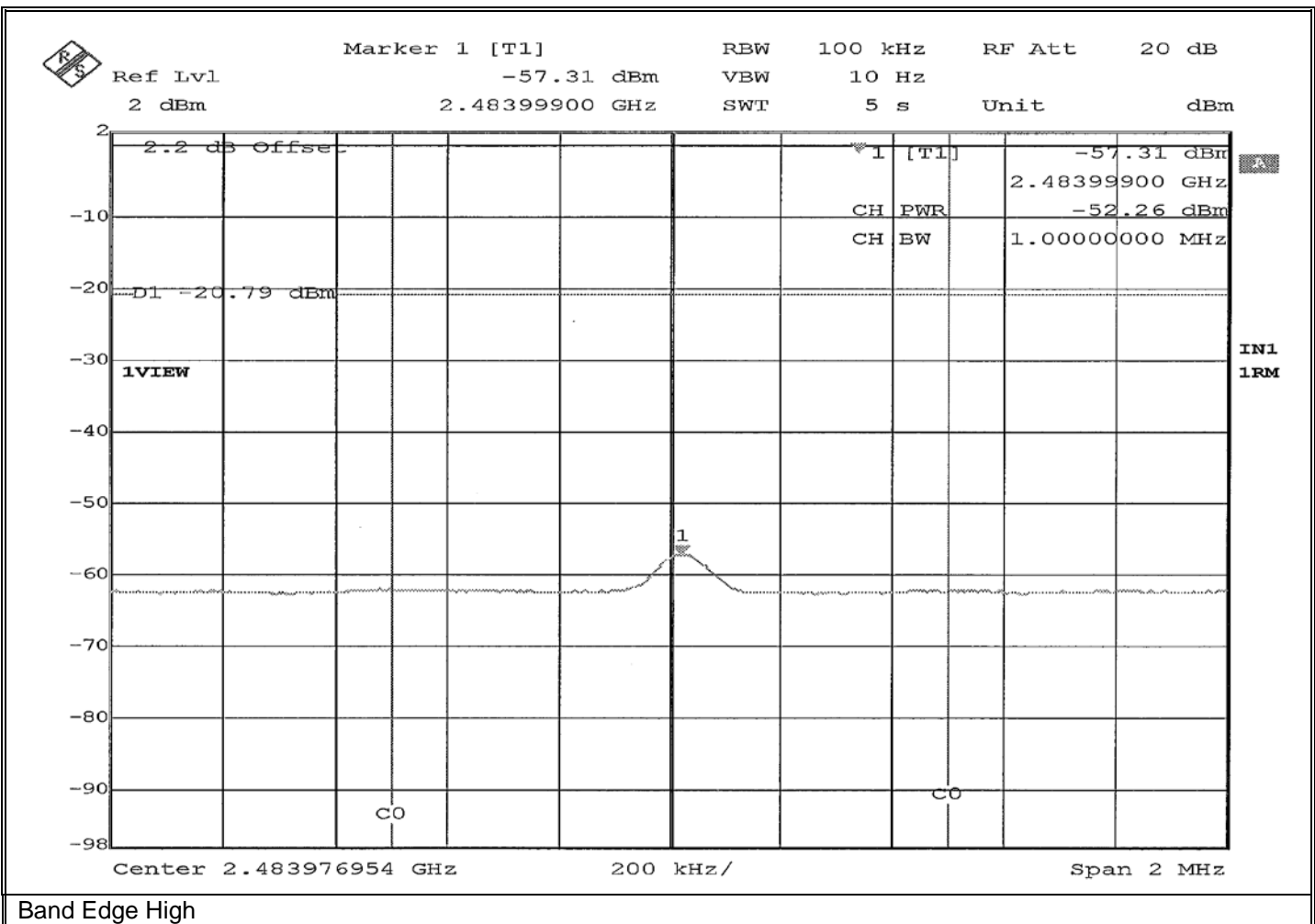


**Retlif Testing Laboratories**

Report No. R-6483N-1

## EMISSIONS TEST DATA SHEET

<b>Method:</b>	<b>Band Edge</b>
<b>Test Specification:</b>	FCC Part 15, Subpart C Paragraph: 15.247 (d)
<b>Job Number:</b>	R-6483N-1
<b>Customer:</b>	Immedia Semiconductor LLC.
<b>Test Sample:</b>	Blink Mini Indoor Plug-In HD Smart Security Camera
<b>Model Number:</b>	BCM00300U
<b>Serial Number:</b>	G8T1-9000-9514-00BU
<b>Operating Mode:</b>	Transmitting modulated signal (DSSS) at 2462 MHz
<b>Technician:</b>	M. Seamans
<b>Date(s):</b>	February 19 <sup>th</sup> , 2020
<b>Temp/ Relative Humidity:</b>	20.5 °C / 24.0 %
<b>Notes:</b>	Reading: -52.26 dBm Limit: -20.79 dBm

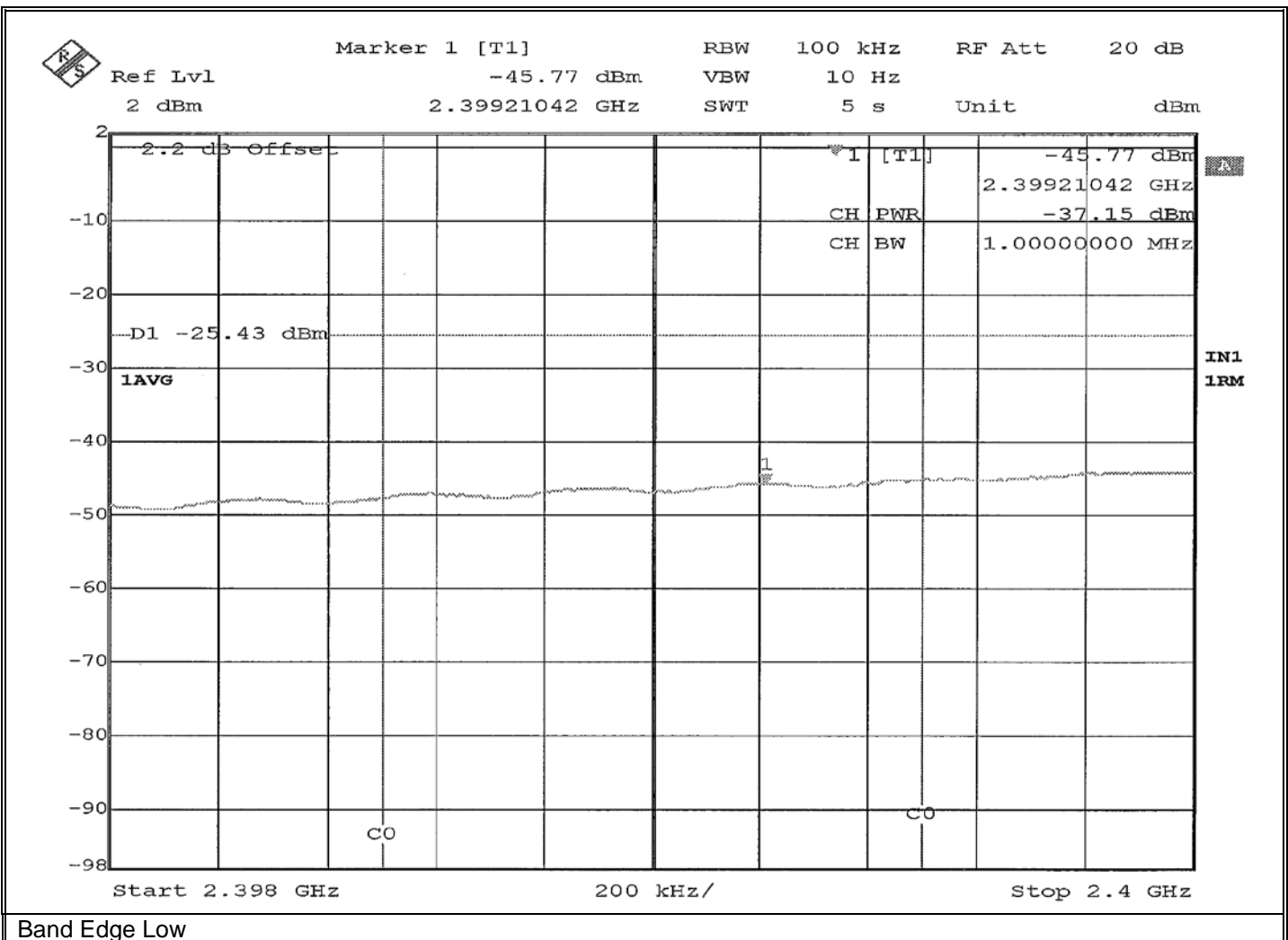


**Retlif Testing Laboratories**

Report No. R-6483N-1

## EMISSIONS TEST DATA SHEET

<b>Method:</b>	<b>Band Edge</b>
<b>Test Specification:</b>	FCC Part 15, Subpart C Paragraph: 15.247 (d)
<b>Job Number:</b>	R-6483N-1
<b>Customer:</b>	Immedia Semiconductor LLC.
<b>Test Sample:</b>	Blink Mini Indoor Plug-In HD Smart Security Camera
<b>Model Number:</b>	BCM00300U
<b>Serial Number:</b>	G8T1-9000-9514-00BU
<b>Operating Mode:</b>	Transmitting modulated signal (Non11) at 2412 MHz
<b>Technician:</b>	M. Seamans
<b>Date(s):</b>	February 19 <sup>th</sup> , 2020
<b>Temp/ Relative Humidity:</b>	20.5 °C / 24.0 %
<b>Notes:</b>	Reading: -37.15 dBm Limit: -25.43 dBm

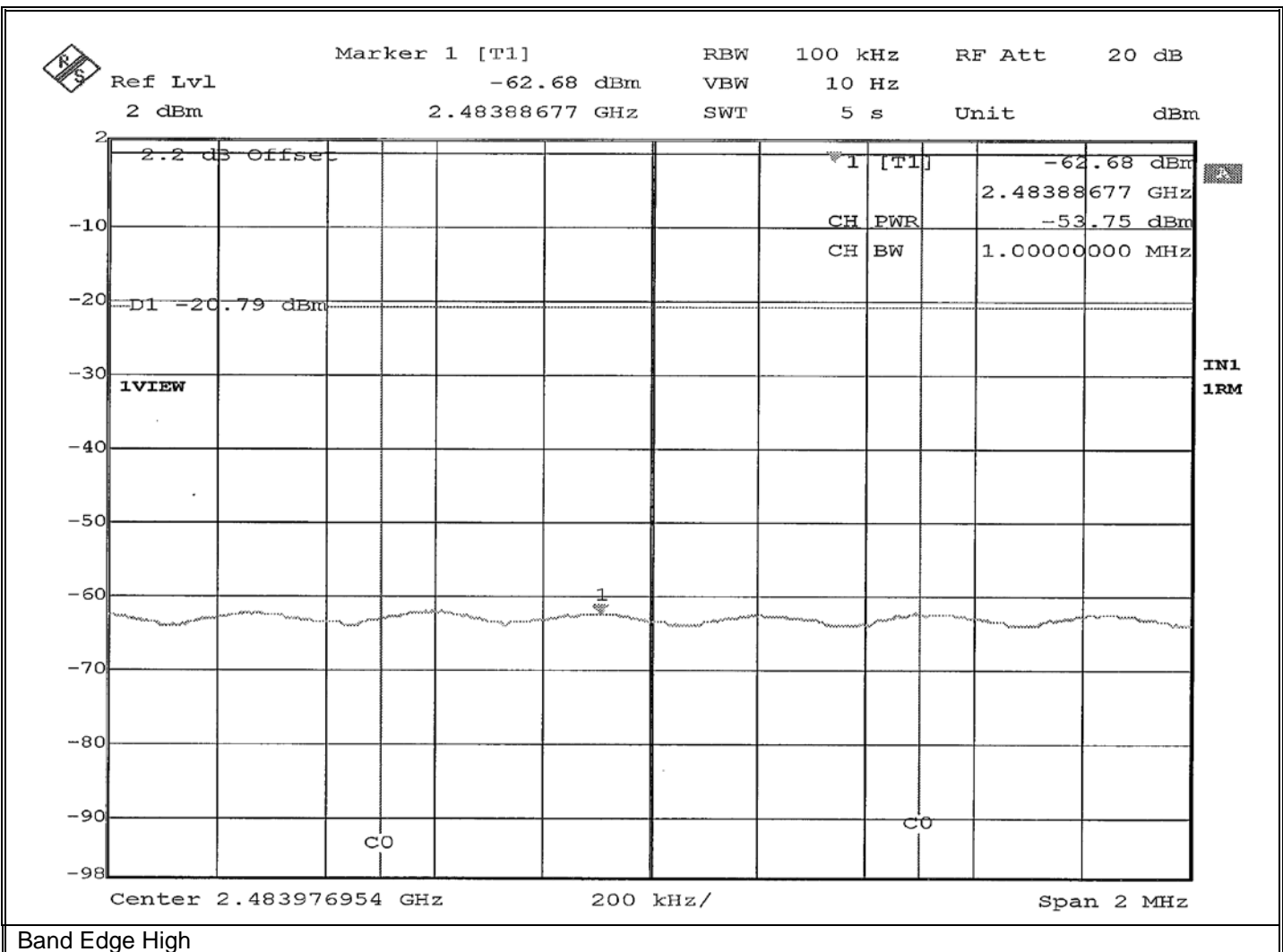


**Retlif Testing Laboratories**

Report No. R-6483N-1

## EMISSIONS TEST DATA SHEET


<b>Method:</b>	<b>Band Edge</b>
<b>Test Specification:</b>	FCC Part 15, Subpart C Paragraph: 15.247 (d)
<b>Job Number:</b>	R-6483N-1
<b>Customer:</b>	Immedia Semiconductor LLC.
<b>Test Sample:</b>	Blink Mini Indoor Plug-In HD Smart Security Camera
<b>Model Number:</b>	BCM00300U
<b>Serial Number:</b>	G8T1-9000-9514-00BU
<b>Operating Mode:</b>	Transmitting modulated signal (Non11) at 2462 MHz
<b>Technician:</b>	M. Seamans
<b>Date(s):</b>	February 19 <sup>th</sup> , 2020
<b>Temp/ Relative Humidity:</b>	20.5 °C / 24.0 %
<b>Notes:</b>	Reading: -53.75 dBm Limit: -20.79 dBm



**Retlif Testing Laboratories**

Report No. R-6483N-1

**Test Photographs**  
**Antenna Port, Power Density**



Test Setup



**Retlif Testing Laboratories**

Report No. R-6483N-1



**FCC Part 15, Subpart C, Section 15.247(e)  
Antenna Port, Power Density  
Test Data**

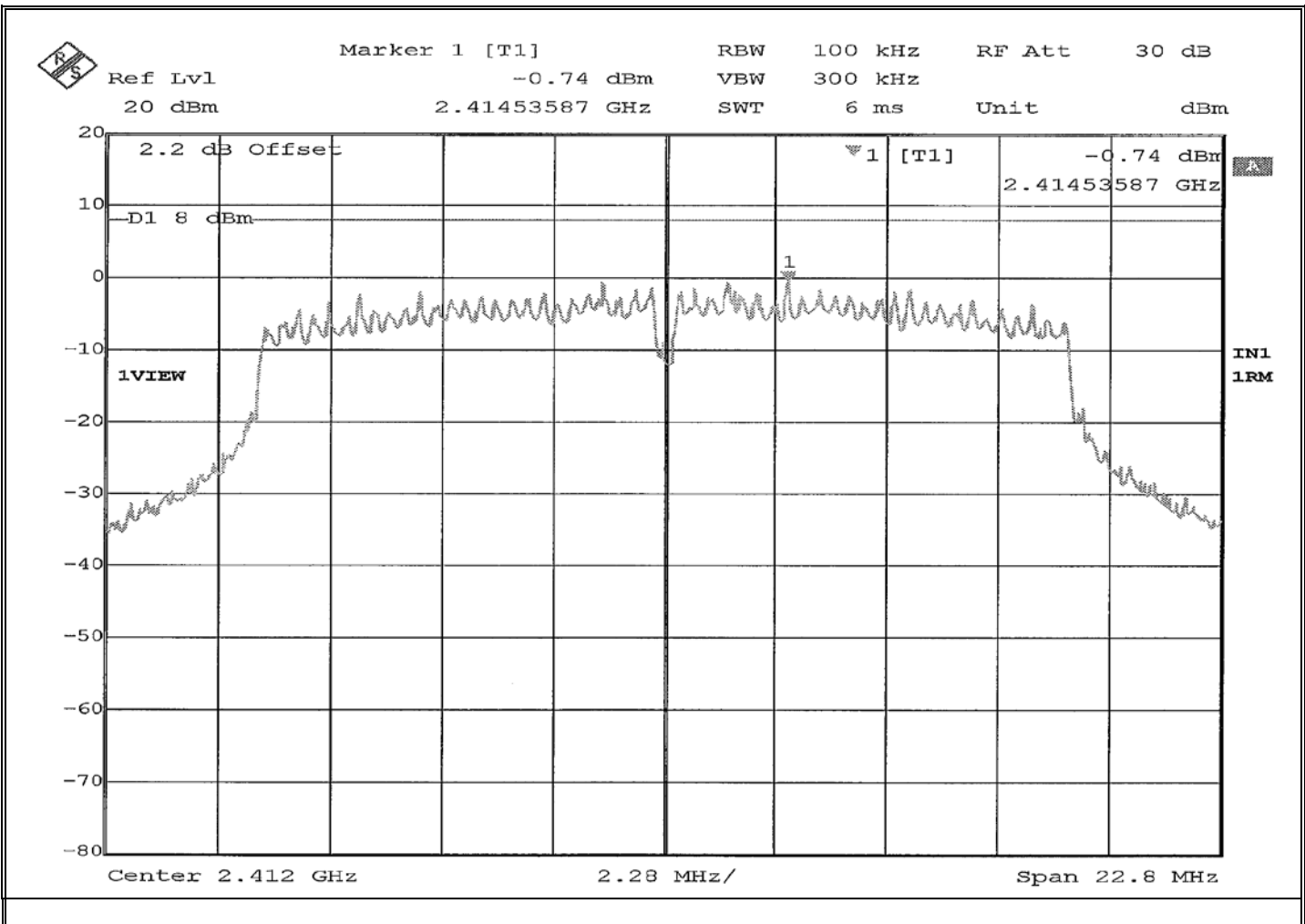


**Retlif Testing Laboratories**

Report No. R-6483N-1

## EMISSIONS TEST DATA SHEET

<b>Method:</b>	<b>Power Spectral Density</b>
<b>Test Specification:</b>	FCC Part 15, Subpart C Paragraph: 15.247 (e)
<b>Job Number:</b>	R-6483N-1
<b>Customer:</b>	Immedia Semiconductor LLC.
<b>Test Sample:</b>	Blink Mini Indoor Plug-In HD Smart Security Camera
<b>Model Number:</b>	BCM00300U
<b>Serial Number:</b>	G8T1-9000-9514-00BU
<b>Operating Mode:</b>	Transmitting modulated signal (OFDM) at 2412 MHz
<b>Technician:</b>	M. Seamans
<b>Date(s):</b>	February 19 <sup>th</sup> , 2020
<b>Temp/ Relative Humidity:</b>	20.5 °C / 24.0 %
<b>Notes:</b>	Power Spectral Density: -0.74 dBm

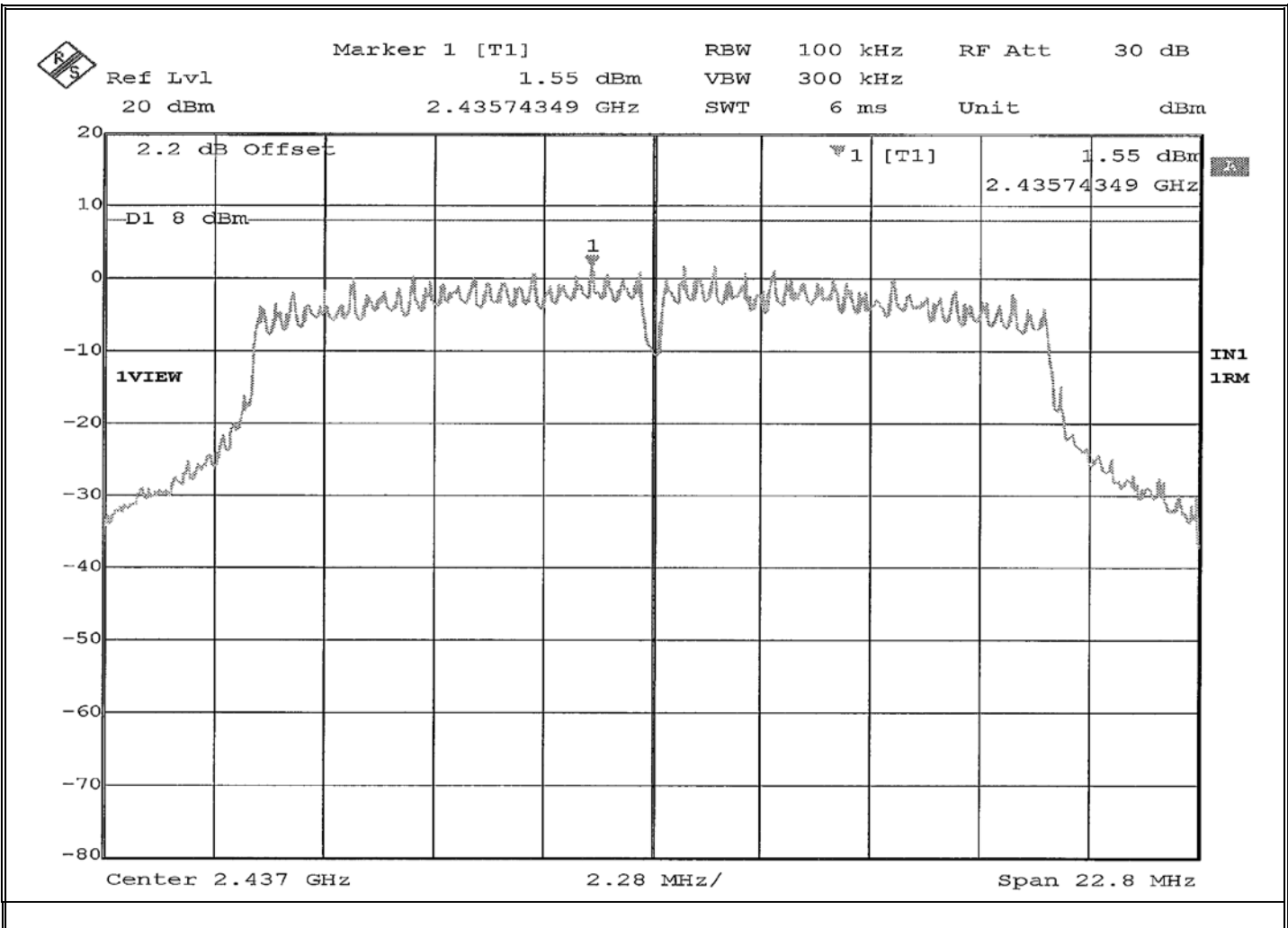


**Retlif Testing Laboratories**

Report No. R-6483N-1

## EMISSIONS TEST DATA SHEET

<b>Method:</b>	<b>Power Spectral Density</b>
<b>Test Specification:</b>	FCC Part 15, Subpart C Paragraph: 15.247 (e)
<b>Job Number:</b>	R-6483N-1
<b>Customer:</b>	Immedia Semiconductor LLC.
<b>Test Sample:</b>	Blink Mini Indoor Plug-In HD Smart Security Camera
<b>Model Number:</b>	BCM00300U
<b>Serial Number:</b>	G8T1-9000-9514-00BU
<b>Operating Mode:</b>	Transmitting modulated signal (OFDM) at 2437 MHz
<b>Technician:</b>	M. Seamans
<b>Date(s):</b>	February 19 <sup>th</sup> , 2020
<b>Temp/ Relative Humidity:</b>	20.5 °C / 24.0 %
<b>Notes:</b>	Power Spectral Density: 1.55 dBm

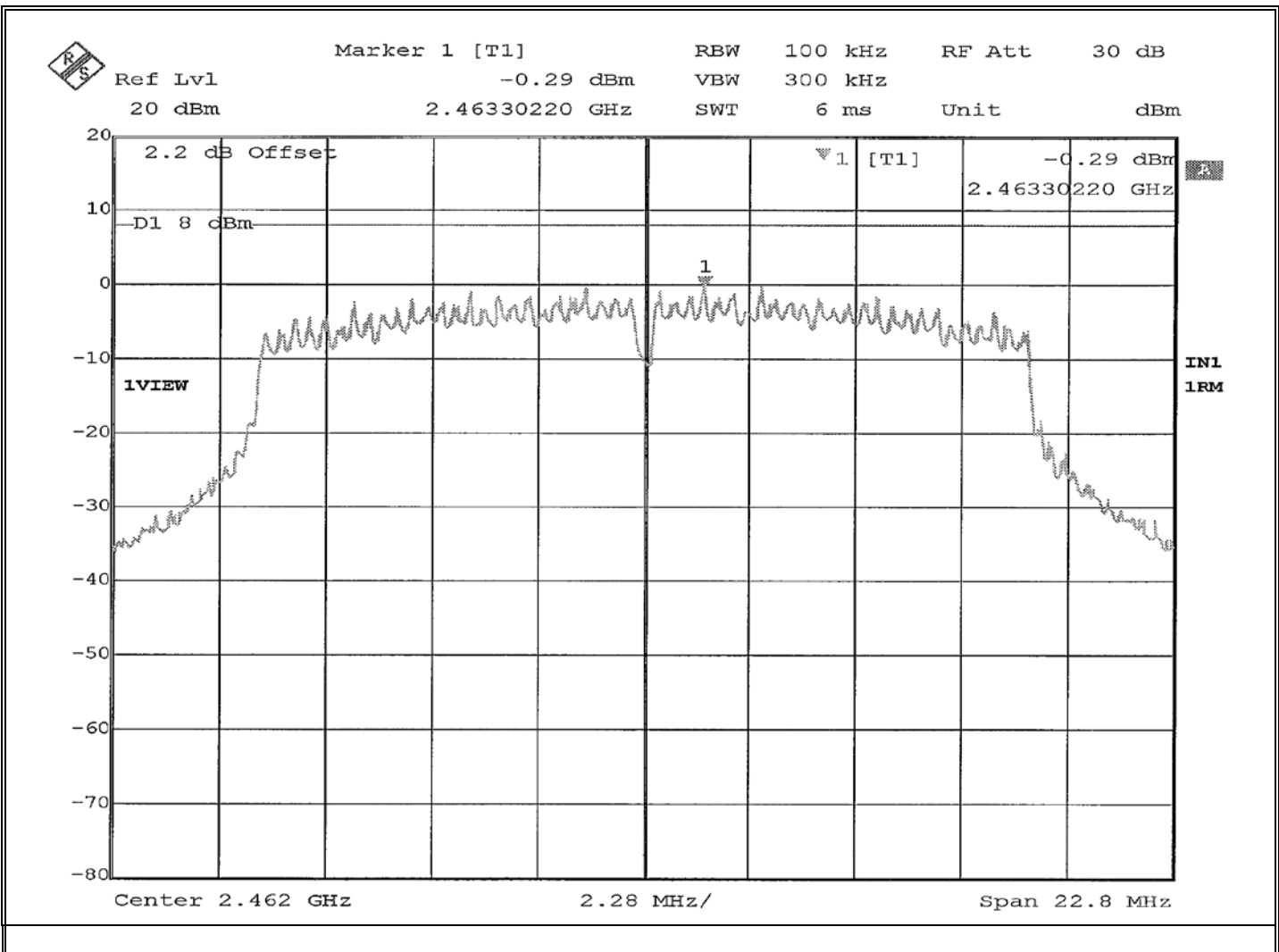


**Retlif Testing Laboratories**

Report No. R-6483N-1

## EMISSIONS TEST DATA SHEET

<b>Method:</b>	<b>Power Spectral Density</b>
<b>Test Specification:</b>	FCC Part 15, Subpart C Paragraph: 15.247 (e)
<b>Job Number:</b>	R-6483N-1
<b>Customer:</b>	Immedia Semiconductor LLC.
<b>Test Sample:</b>	Blink Mini Indoor Plug-In HD Smart Security Camera
<b>Model Number:</b>	BCM00300U
<b>Serial Number:</b>	G8T1-9000-9514-00BU
<b>Operating Mode:</b>	Transmitting modulated signal (OFDM) at 2462 MHz
<b>Technician:</b>	M. Seamans
<b>Date(s):</b>	February 19 <sup>th</sup> , 2020
<b>Temp/ Relative Humidity:</b>	20.5 °C / 24.0 %
<b>Notes:</b>	Power Spectral Density: -0.29 dBm

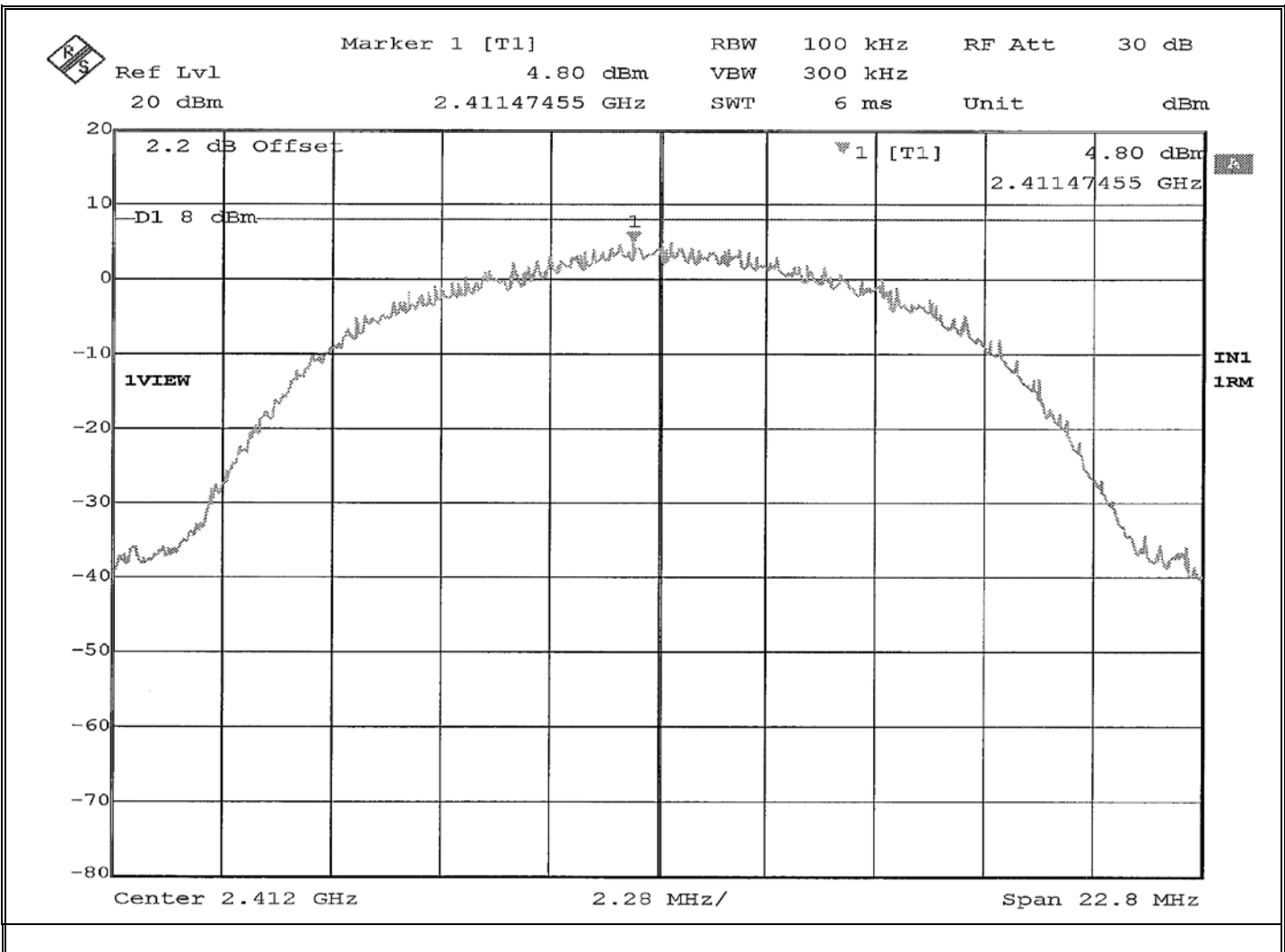


**Retlif Testing Laboratories**

Report No. R-6483N-1

## EMISSIONS TEST DATA SHEET

<b>Method:</b>	<b>Power Spectral Density</b>
<b>Test Specification:</b>	FCC Part 15, Subpart C Paragraph: 15.247 (e)
<b>Job Number:</b>	R-6483N-1
<b>Customer:</b>	Immedia Semiconductor LLC.
<b>Test Sample:</b>	Blink Mini Indoor Plug-In HD Smart Security Camera
<b>Model Number:</b>	BCM00300U
<b>Serial Number:</b>	G8T1-9000-9514-00BU
<b>Operating Mode:</b>	Transmitting modulated signal (DSSS) at 2412 MHz
<b>Technician:</b>	M. Seamans
<b>Date(s):</b>	February 19 <sup>th</sup> , 2020
<b>Temp/ Relative Humidity:</b>	20.5 °C / 24.0 %
<b>Notes:</b>	Power Spectral Density: 4.80 dBm

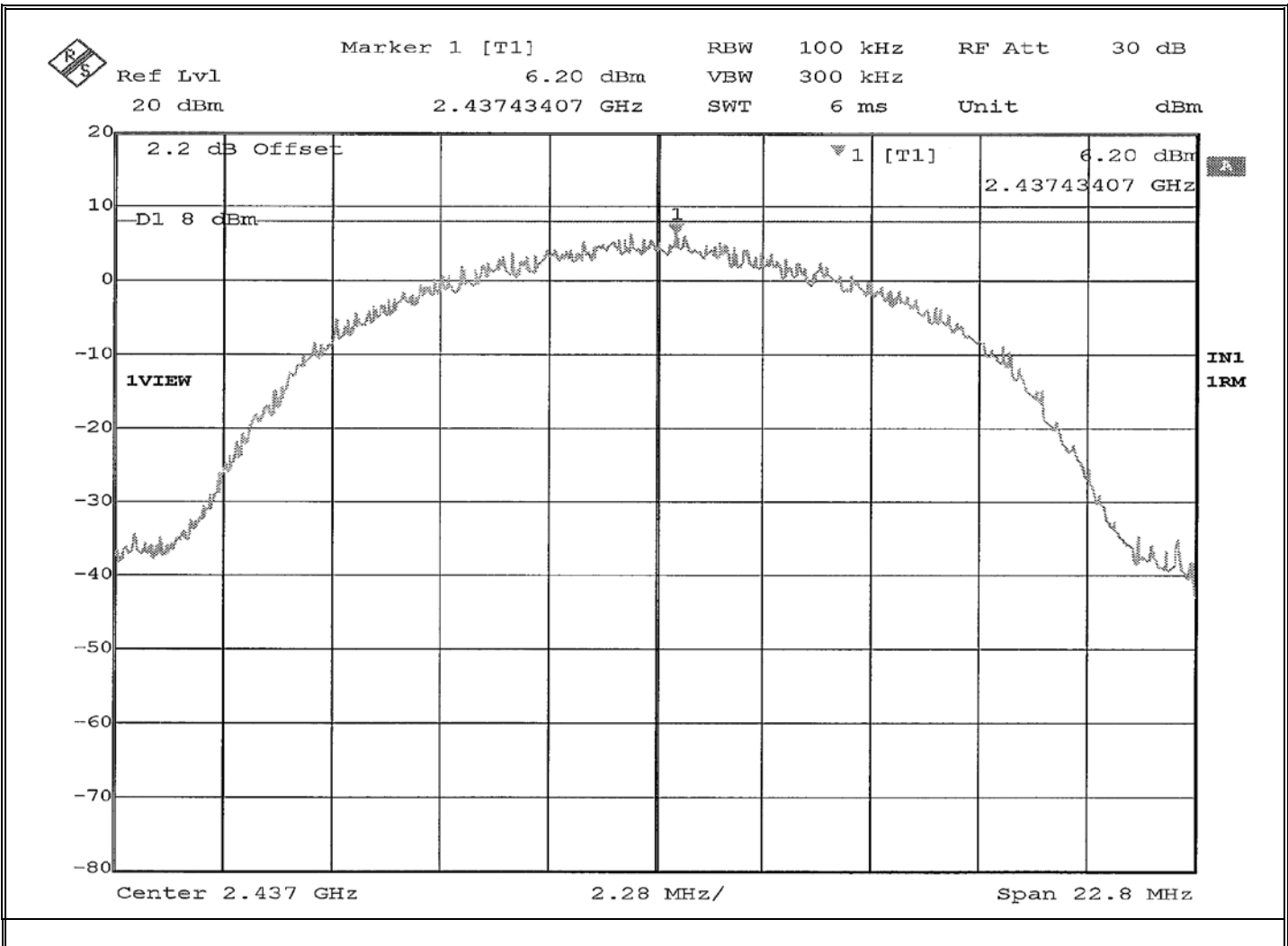


**Retlif Testing Laboratories**

Report No. R-6483N-1

## EMISSIONS TEST DATA SHEET

<b>Method:</b>	<b>Power Spectral Density</b>
<b>Test Specification:</b>	FCC Part 15, Subpart C Paragraph: 15.247 (e)
<b>Job Number:</b>	R-6483N-1
<b>Customer:</b>	Immedia Semiconductor LLC.
<b>Test Sample:</b>	Blink Mini Indoor Plug-In HD Smart Security Camera
<b>Model Number:</b>	BCM00300U
<b>Serial Number:</b>	G8T1-9000-9514-00BU
<b>Operating Mode:</b>	Transmitting modulated signal (DSSS) at 2437 MHz
<b>Technician:</b>	M. Seamans
<b>Date(s):</b>	February 19 <sup>th</sup> , 2020
<b>Temp/ Relative Humidity:</b>	20.5 °C / 24.0 %
<b>Notes:</b>	Power Spectral Density: 6.20 dBm

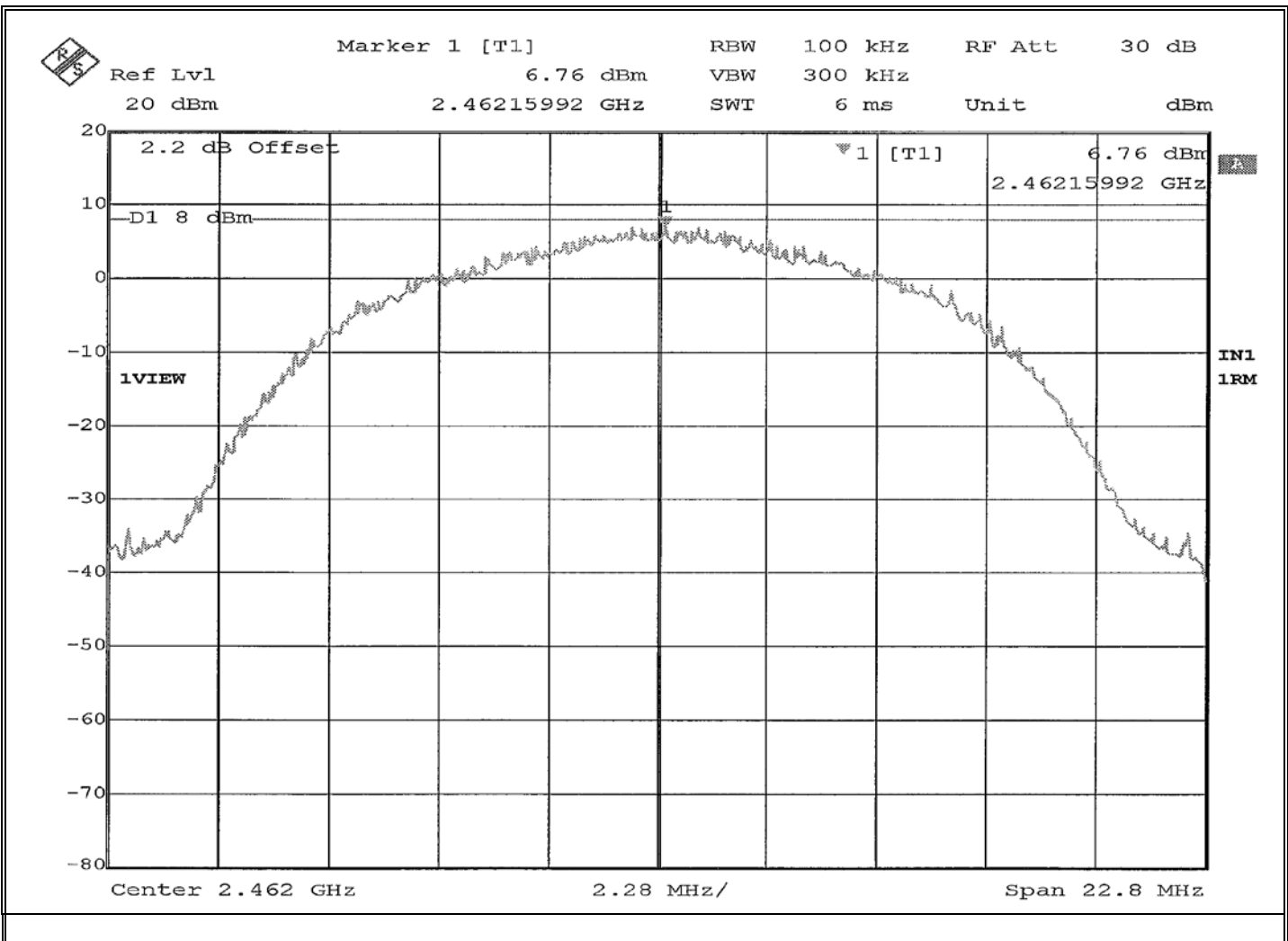


**Retlif Testing Laboratories**

Report No. R-6483N-1

## EMISSIONS TEST DATA SHEET

<b>Method:</b>	<b>Power Spectral Density</b>
<b>Test Specification:</b>	FCC Part 15, Subpart C Paragraph: 15.247 (e)
<b>Job Number:</b>	R-6483N-1
<b>Customer:</b>	Immedia Semiconductor LLC.
<b>Test Sample:</b>	Blink Mini Indoor Plug-In HD Smart Security Camera
<b>Model Number:</b>	BCM00300U
<b>Serial Number:</b>	G8T1-9000-9514-00BU
<b>Operating Mode:</b>	Transmitting modulated signal (DSSS) at 2462 MHz
<b>Technician:</b>	M. Seamans
<b>Date(s):</b>	February 19 <sup>th</sup> , 2020
<b>Temp/ Relative Humidity:</b>	20.5 °C / 24.0 %
<b>Notes:</b>	Power Spectral Density: 6.76 dBm

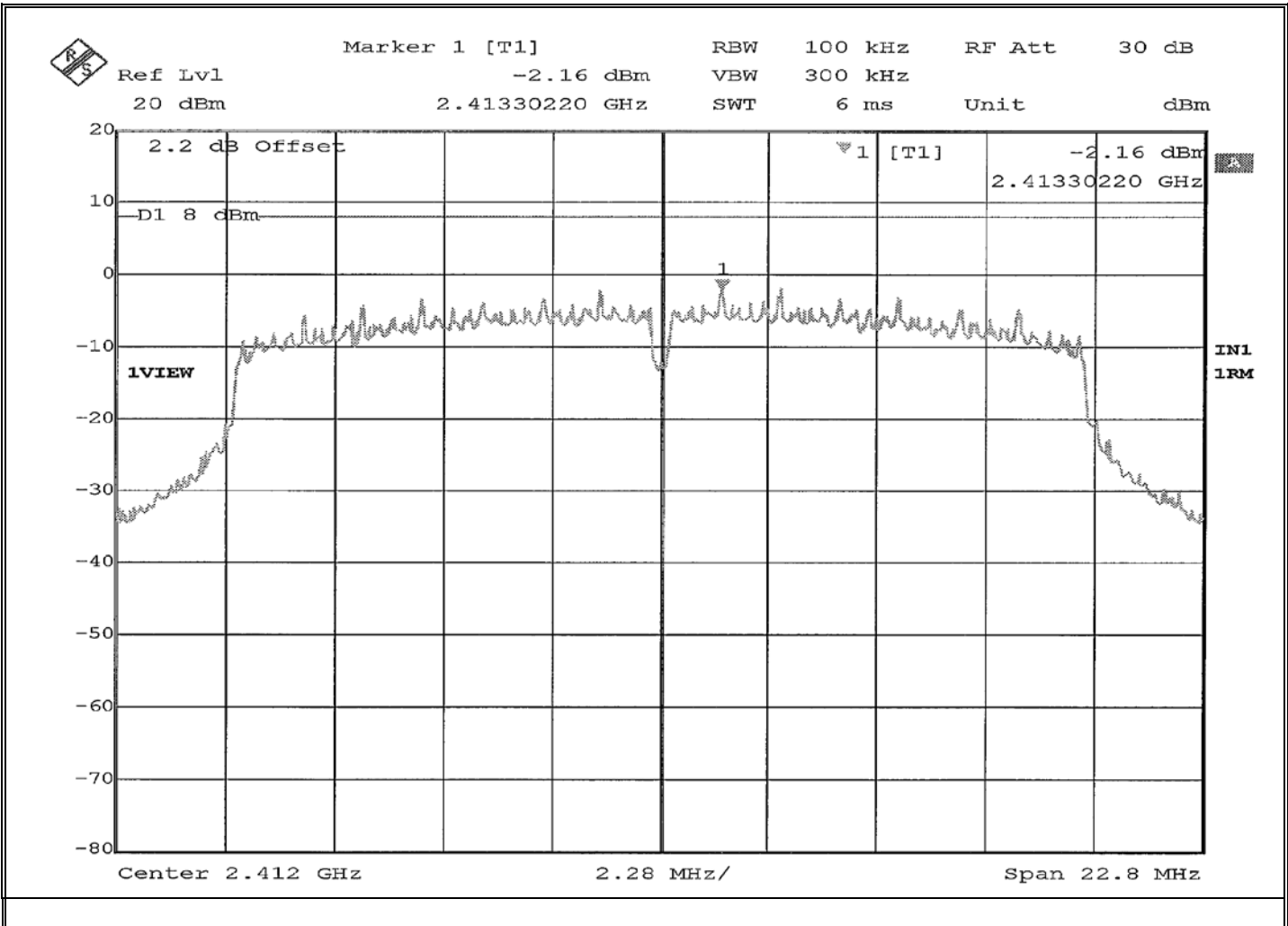


**Retlif Testing Laboratories**

Report No. R-6483N-1

## EMISSIONS TEST DATA SHEET

<b>Method:</b>	<b>Power Spectral Density</b>
<b>Test Specification:</b>	FCC Part 15, Subpart C Paragraph: 15.247 (e)
<b>Job Number:</b>	R-6483N-1
<b>Customer:</b>	Immedia Semiconductor LLC.
<b>Test Sample:</b>	Blink Mini Indoor Plug-In HD Smart Security Camera
<b>Model Number:</b>	BCM00300U
<b>Serial Number:</b>	G8T1-9000-9514-00BU
<b>Operating Mode:</b>	Transmitting modulated signal (Non11) at 2412 MHz
<b>Technician:</b>	M. Seamans
<b>Date(s):</b>	February 19 <sup>th</sup> , 2020
<b>Temp/ Relative Humidity:</b>	20.5 °C / 24.0 %
<b>Notes:</b>	Power Spectral Density: -2.16 dBm



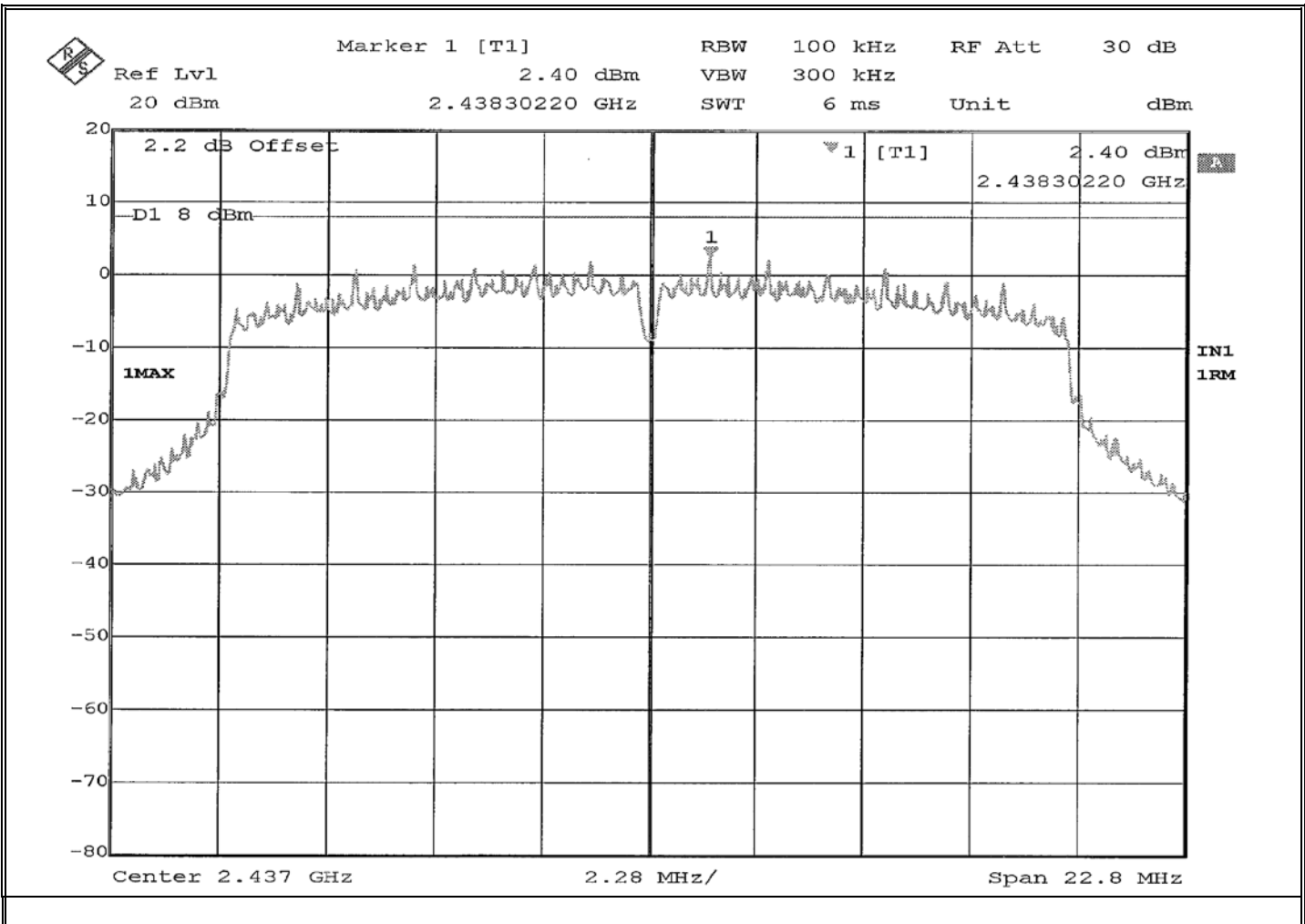
**Retlif Testing Laboratories**

Report No. R-6483N-1



## EMISSIONS TEST DATA SHEET

<b>Method:</b>	<b>Power Spectral Density</b>
<b>Test Specification:</b>	FCC Part 15, Subpart C Paragraph: 15.247 (e)
<b>Job Number:</b>	R-6483N-1
<b>Customer:</b>	Immedia Semiconductor LLC.
<b>Test Sample:</b>	Blink Mini Indoor Plug-In HD Smart Security Camera
<b>Model Number:</b>	BCM00300U
<b>Serial Number:</b>	G8T1-9000-9514-00BU
<b>Operating Mode:</b>	Transmitting modulated signal (Non11) at 2437 MHz
<b>Technician:</b>	M. Seamans
<b>Date(s):</b>	February 19 <sup>th</sup> , 2020
<b>Temp/ Relative Humidity:</b>	20.5 °C / 24.0 %
<b>Notes:</b>	Power Spectral Density: 2.40 dBm

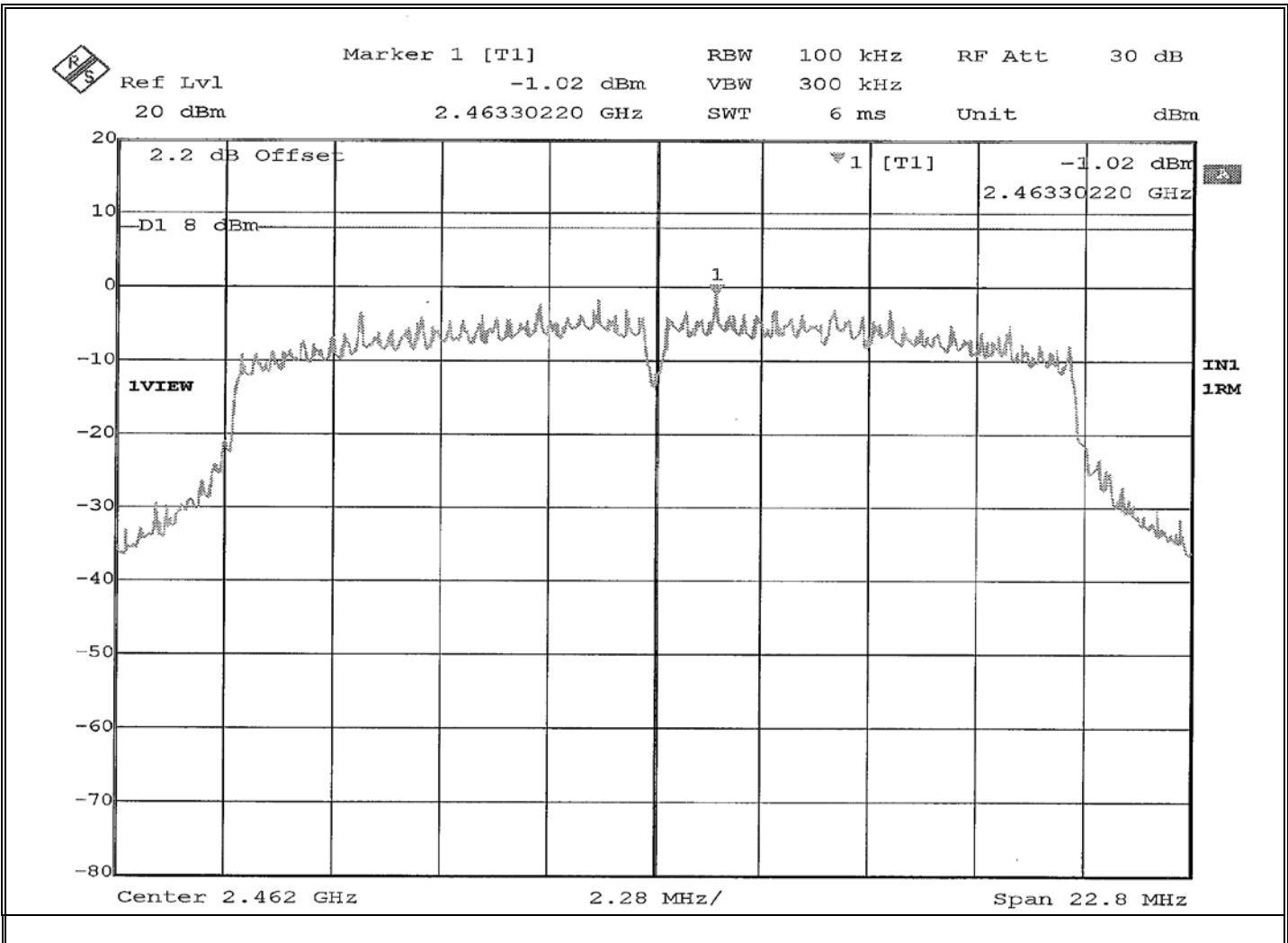


**Retlif Testing Laboratories**

Report No. R-6483N-1

## EMISSIONS TEST DATA SHEET

<b>Method:</b>	<b>Power Spectral Density</b>
<b>Test Specification:</b>	FCC Part 15, Subpart C Paragraph: 15.247 (e)
<b>Job Number:</b>	R-6483N-1
<b>Customer:</b>	Immedia Semiconductor LLC.
<b>Test Sample:</b>	Blink Mini Indoor Plug-In HD Smart Security Camera
<b>Model Number:</b>	BCM00300U
<b>Serial Number:</b>	G8T1-9000-9514-00BU
<b>Operating Mode:</b>	Transmitting modulated signal (Non11) at 2462 MHz
<b>Technician:</b>	M. Seamans
<b>Date(s):</b>	February 19 <sup>th</sup> , 2020
<b>Temp/ Relative Humidity:</b>	20.5 °C / 24.0 %
<b>Notes:</b>	Power Spectral Density: -1.02 dBm



**Retlif Testing Laboratories**

Report No. R-6483N-1