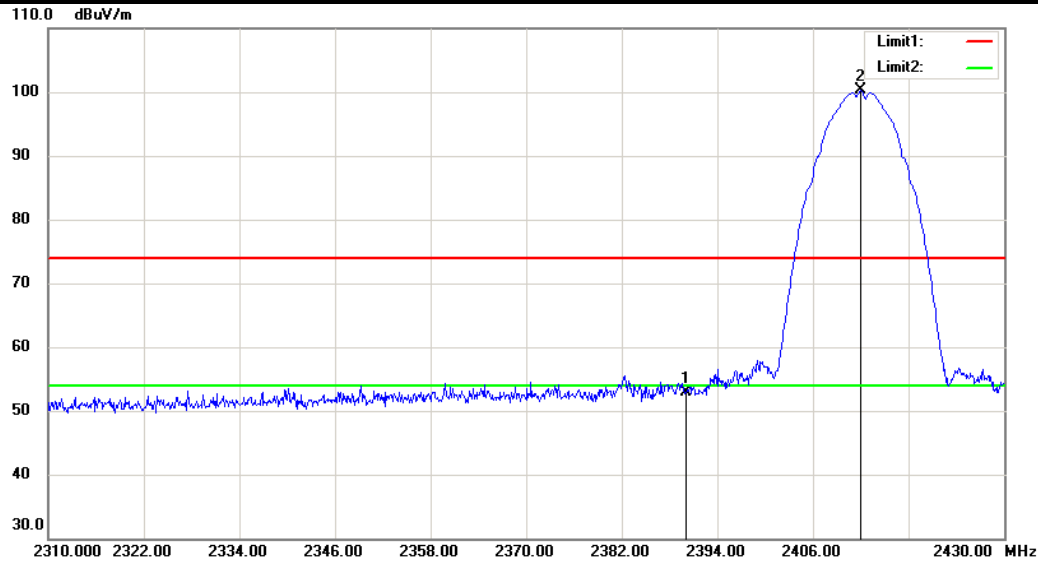




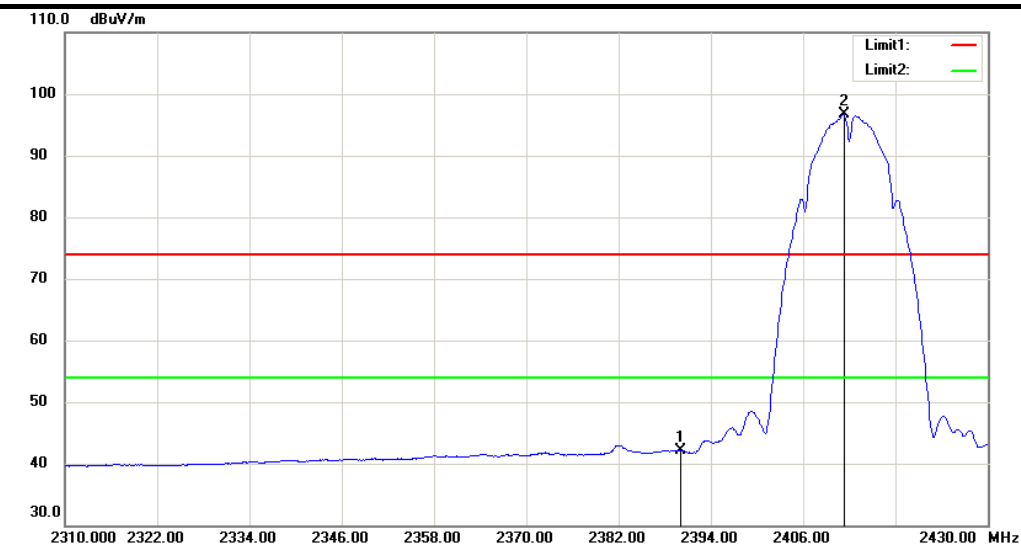
Detector mode: Peak

Polarity: Horizontal



Detector mode: Average

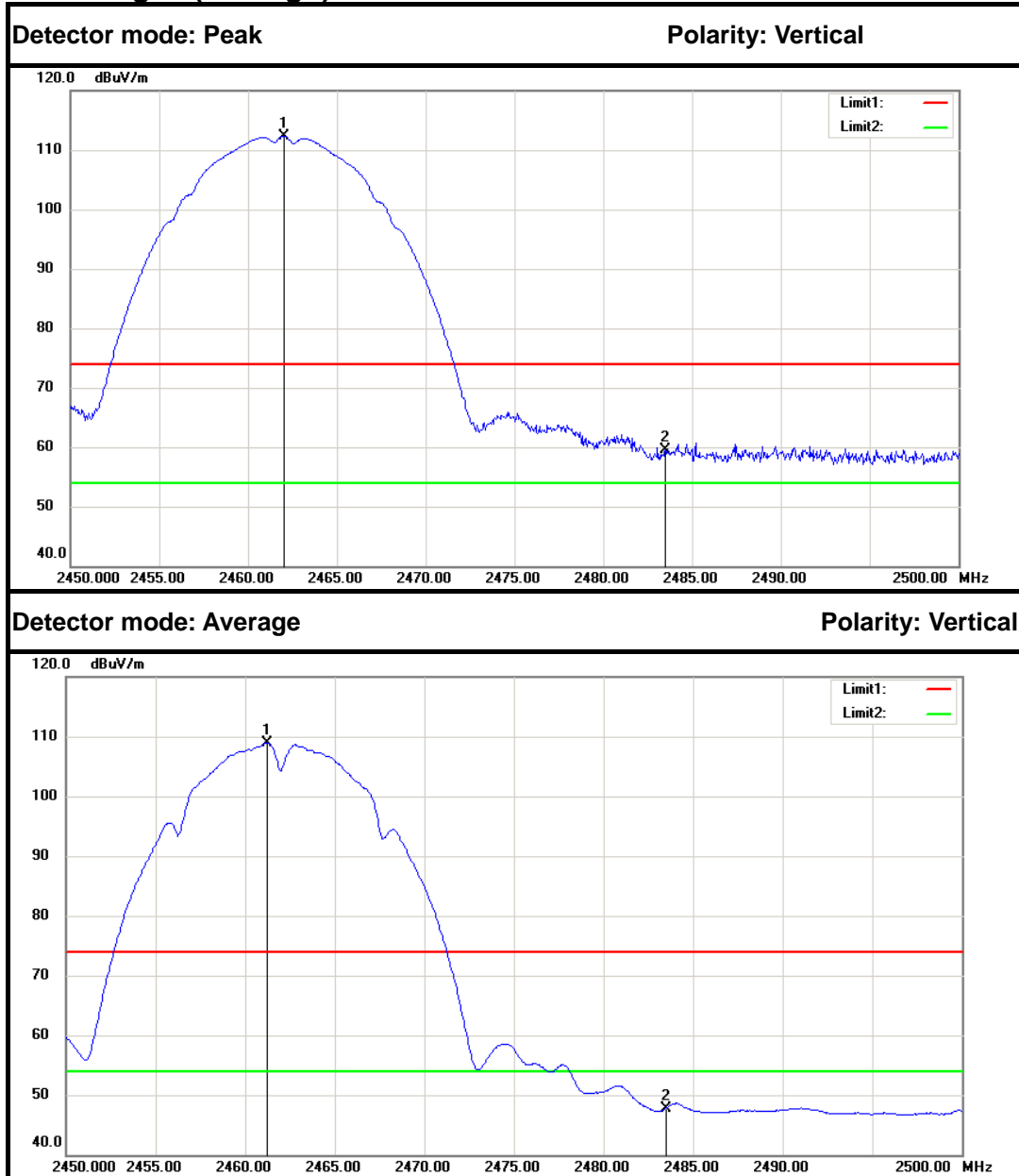
Polarity: Horizontal



No.	Frequency (MHz)	Reading (dB)	Factor (dB/m)	Result (dB/m)	Limit (dB/m)	Margin (dB)	Remark	Antenna Polar
1	2390.0000	55.75	-2.86	52.89	74.00	-21.11	Peak	Horizontal
2	2412.0000	102.96	-2.74	100.22	---	---	Peak	Horizontal
1	2390.0000	44.96	-2.86	42.10	54.00	-11.90	Average	Horizontal
2	2411.2800	99.43	-2.75	96.68	---	---	Average	Horizontal



Band Edges (CH High)

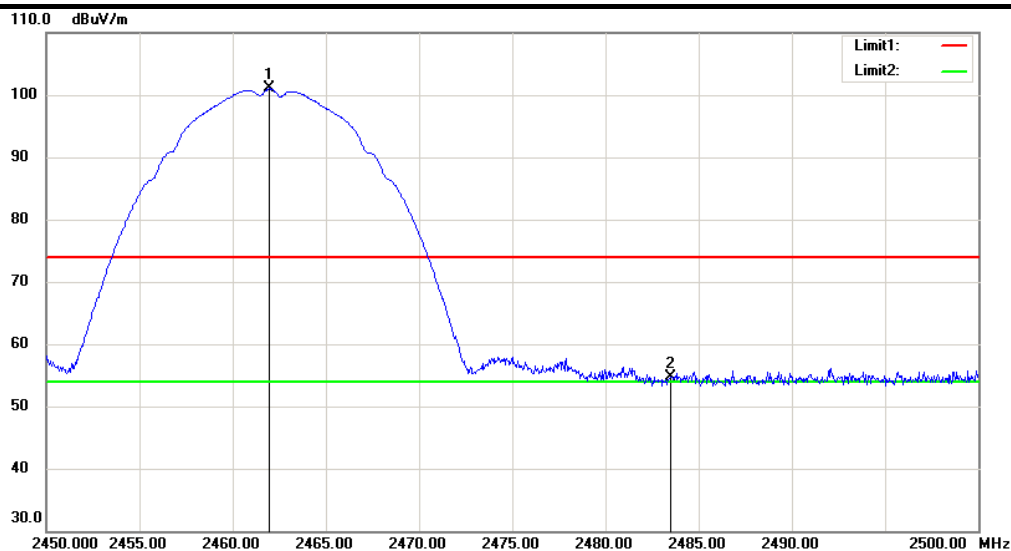


No.	Frequency (MHz)	Reading (dB)	Factor (dB/m)	Result (dB/m)	Limit (dB/m)	Margin (dB)	Remark	Antenna Polar
1	2462.0000	114.81	-2.47	112.34	---	---	Peak	Vertical
2	2483.5000	61.95	-2.35	59.60	74.00	-14.40	Peak	Vertical
1	2461.2500	111.39	-2.47	108.92	---	---	Average	Vertical
2	2483.5000	50.15	-2.35	47.80	54.00	-6.20	Average	Vertical



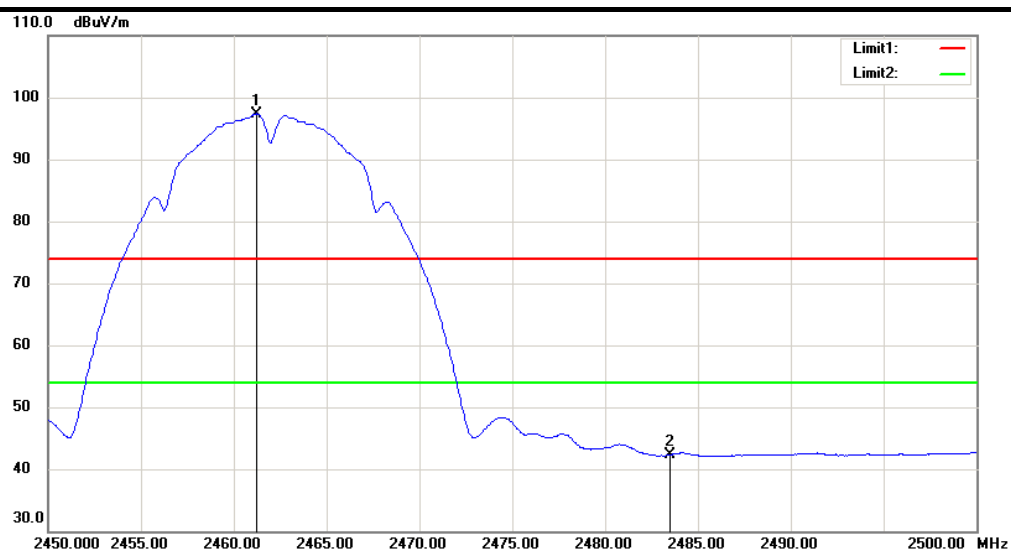
Detector mode: Peak

Polarity: Horizontal



Detector mode: Average

Polarity: Horizontal

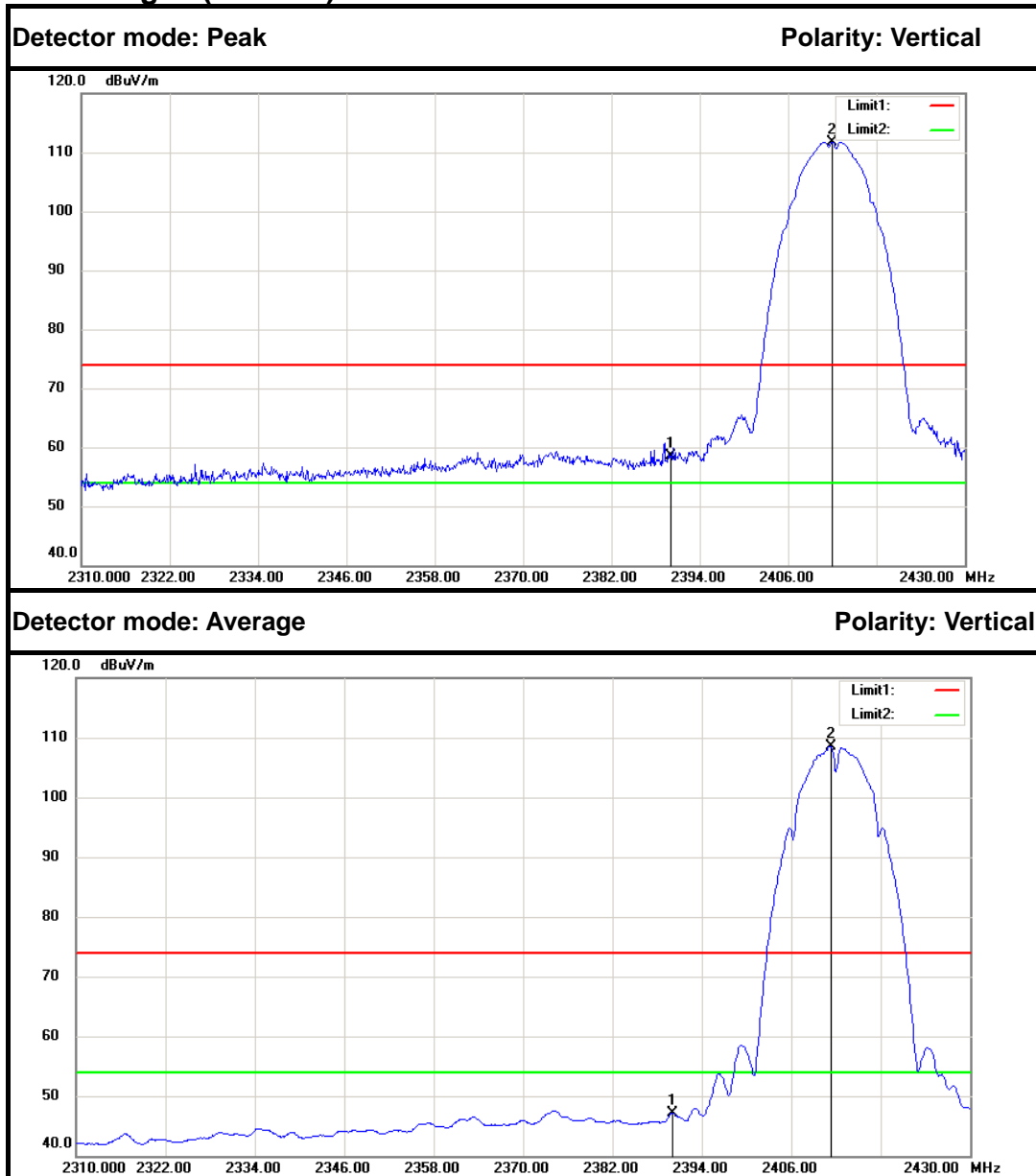


No.	Frequency (MHz)	Reading (dB)	Factor (dB/m)	Result (dB/m)	Limit (dB/m)	Margin (dB)	Remark	Antenna Polar
1	2461.9500	103.53	-2.47	101.06	---	---	Peak	Horizontal
2	2483.5000	57.11	-2.35	54.76	74.00	-19.24	Peak	Horizontal
1	2461.2500	99.87	-2.47	97.40	---	---	Average	Horizontal
2	2483.5000	44.65	-2.35	42.30	54.00	-11.70	Average	Horizontal

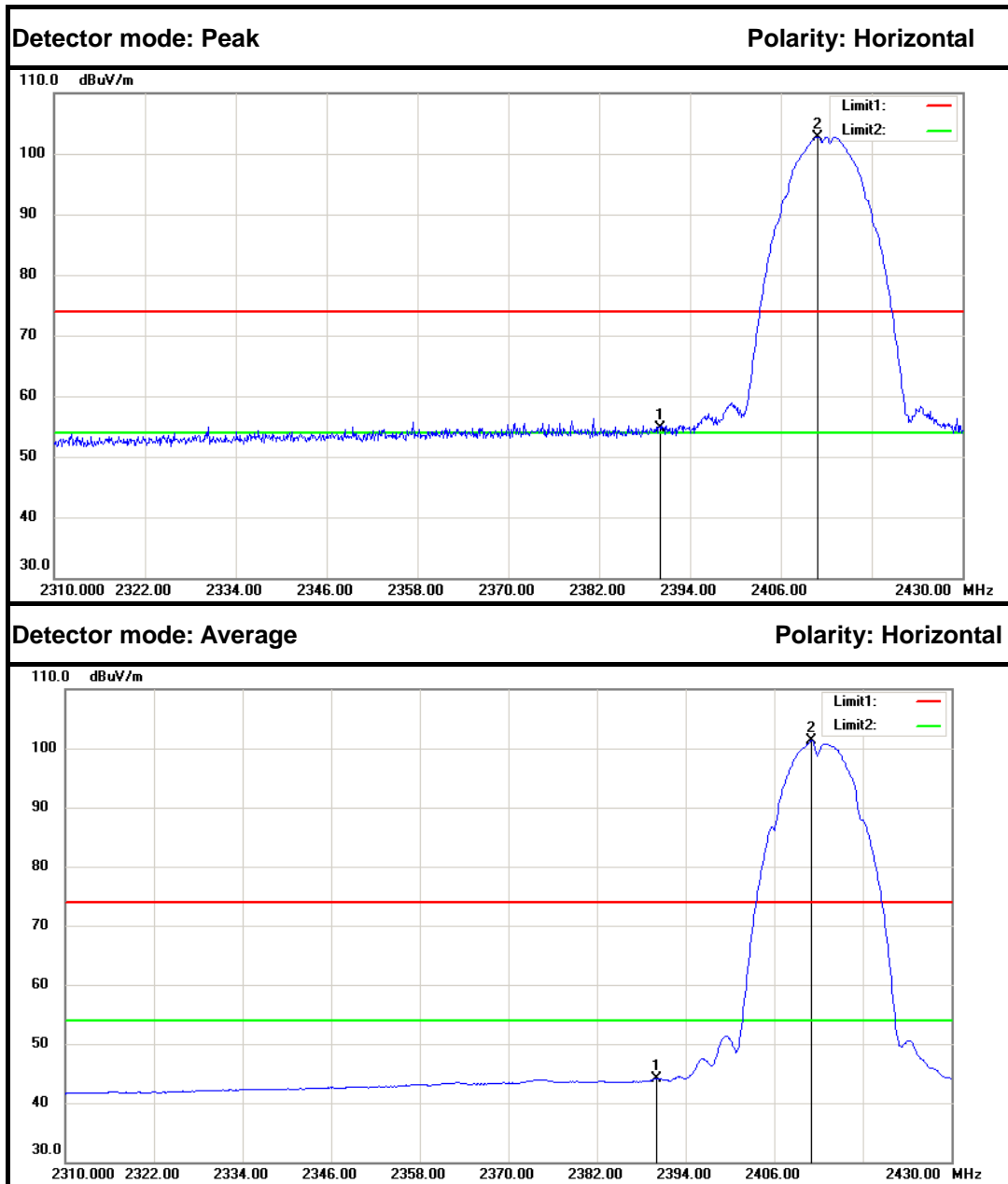


IEEE 802.11b mode (Antenna 1)

Band Edges (CH Low)



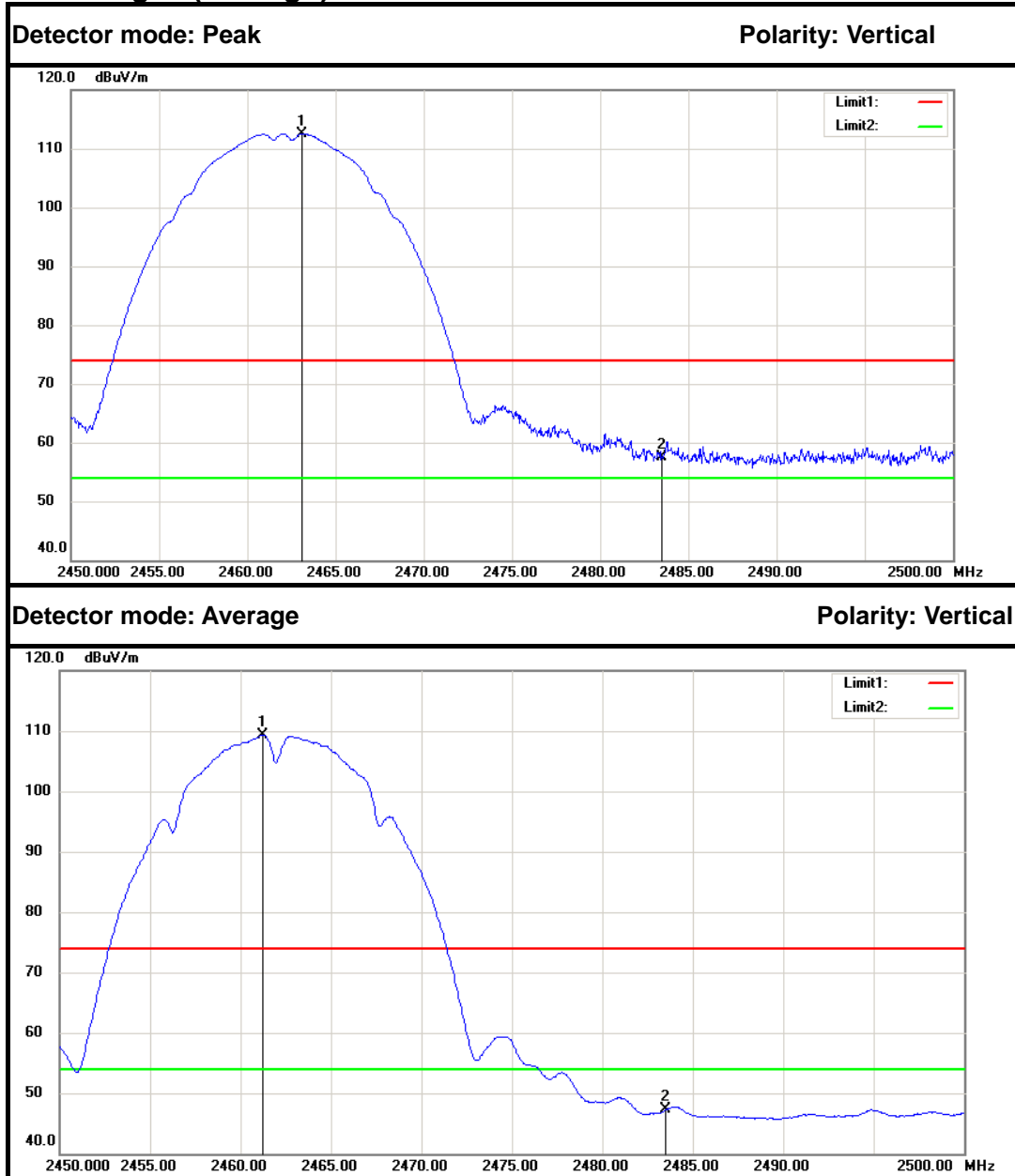
No.	Frequency (MHz)	Reading (dB)	Factor (dB/m)	Result (dB/m)	Limit (dB/m)	Margin (dB)	Remark	Antenna Polar
1	2390.0000	61.34	-2.86	58.48	74.00	-15.52	Peak	Vertical
2	2412.0000	114.50	-2.74	111.76	---	---	Peak	Vertical
1	2390.0000	49.99	-2.86	47.13	54.00	-6.87	Average	Vertical
2	2411.2800	111.31	-2.75	108.56	---	---	Average	Vertical



No.	Frequency (MHz)	Reading (dB)	Factor (dB/m)	Result (dB/m)	Limit (dB/m)	Margin (dB)	Remark	Antenna Polar
1	2390.0000	57.54	-2.86	54.68	74.00	-19.32	Peak	Horizontal
2	2410.8000	105.55	-2.75	102.80	---	---	Peak	Horizontal
1	2390.0000	47.00	-2.86	44.14	54.00	-9.86	Average	Horizontal
2	2411.0400	104.02	-2.75	101.27	---	---	Average	Horizontal



Band Edges (CH High)

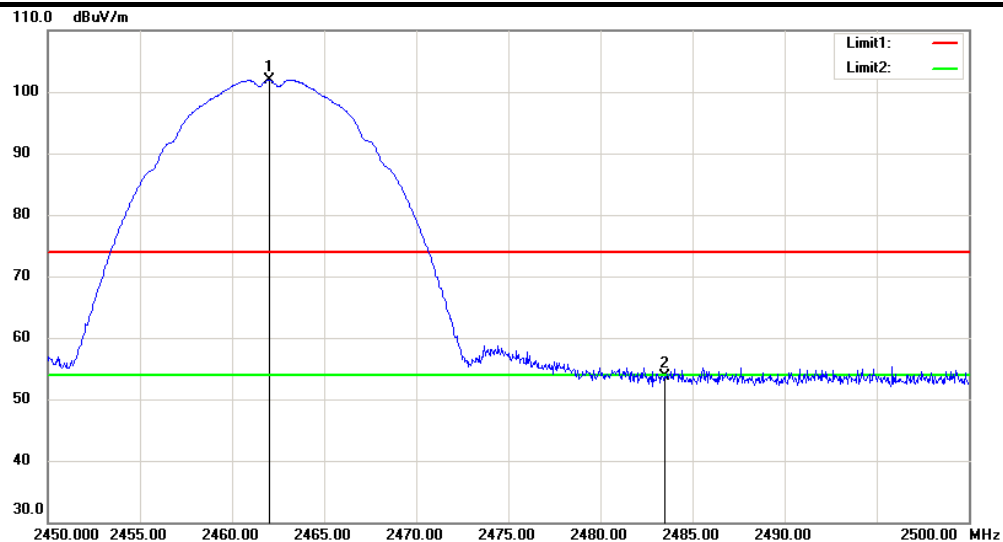


No.	Frequency (MHz)	Reading (dB)	Factor (dB/m)	Result (dB/m)	Limit (dB/m)	Margin (dB)	Remark	Antenna Polar
1	2463.1000	114.99	-2.46	112.53	---	---	Peak	Vertical
2	2483.5000	59.76	-2.35	57.41	74.00	-16.59	Peak	Vertical
1	2461.2500	111.81	-2.47	109.34	---	---	Average	Vertical
2	2483.5000	49.57	-2.35	47.22	54.00	-6.78	Average	Vertical



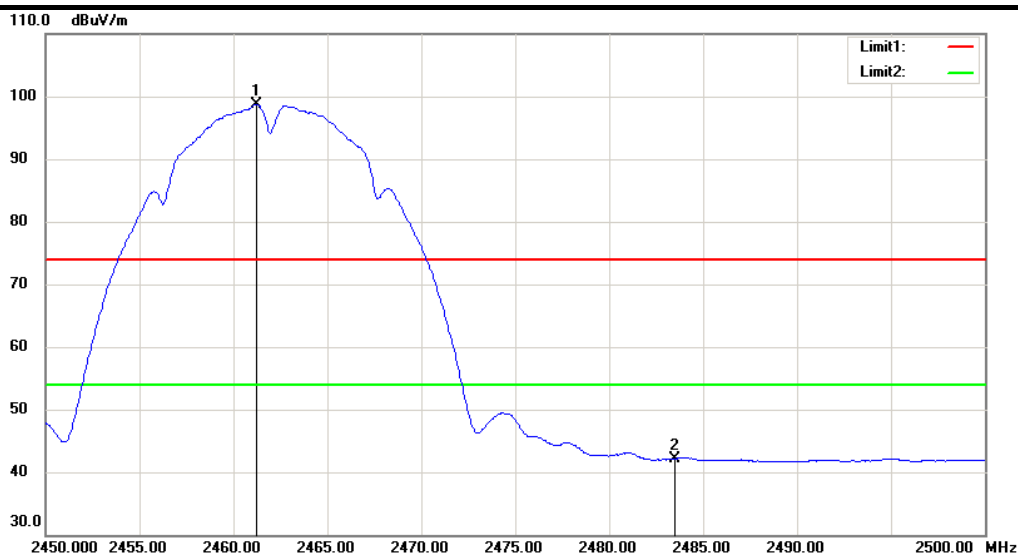
Detector mode: Peak

Polarity: Horizontal



Detector mode: Average

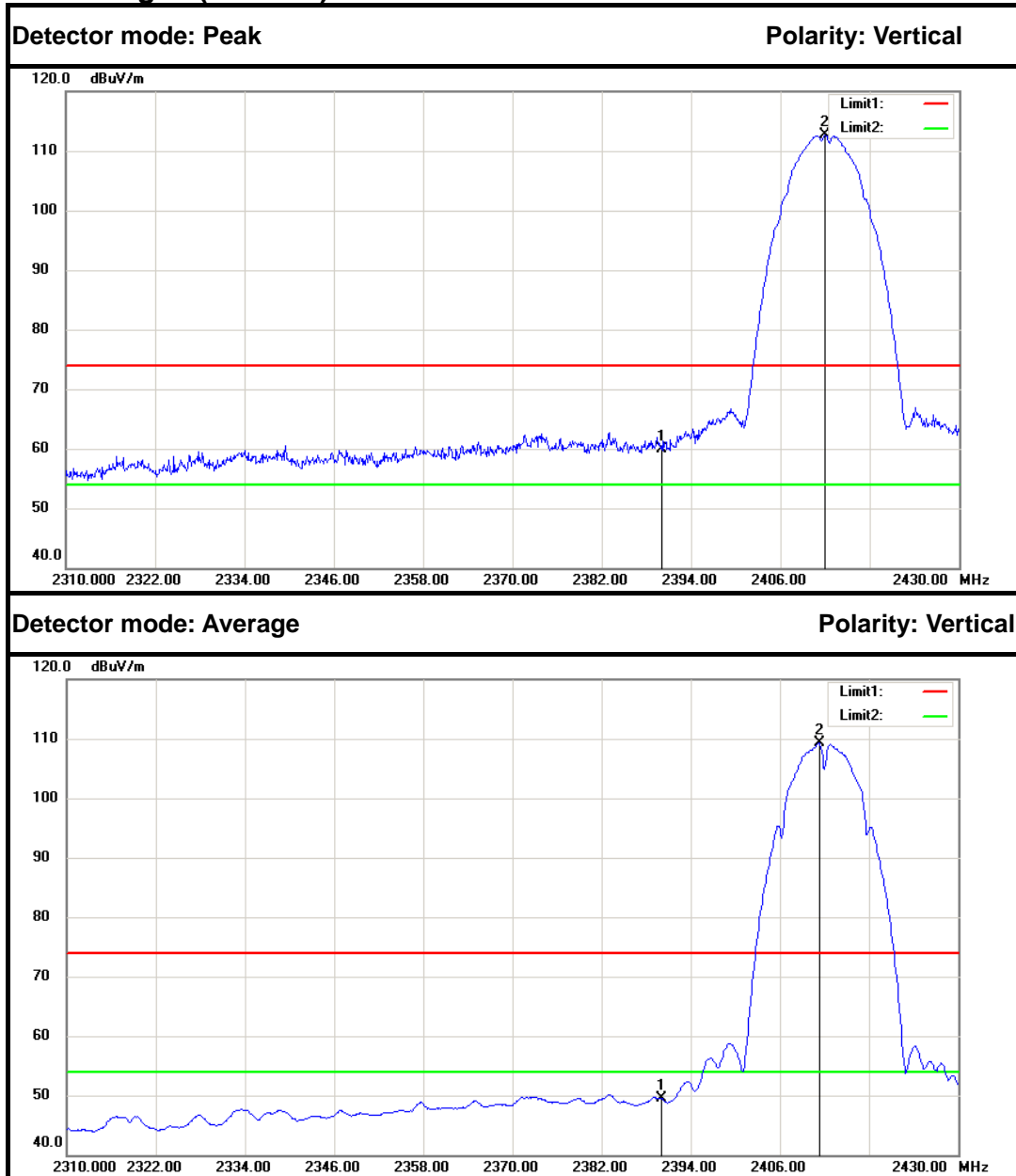
Polarity: Horizontal



No.	Frequency (MHz)	Reading (dB)	Factor (dB/m)	Result (dB/m)	Limit (dB/m)	Margin (dB)	Remark	Antenna Polar
1	2462.0000	104.38	-2.47	101.91	---	---	Peak	Horizontal
2	2483.5000	56.07	-2.35	53.72	74.00	-20.28	Peak	Horizontal
1	2461.2500	101.18	-2.47	98.71	---	---	Average	Horizontal
2	2483.5000	44.54	-2.35	42.19	54.00	-11.81	Average	Horizontal



IEEE 802.11b mode (Antenna 2)
Band Edges (CH Low)

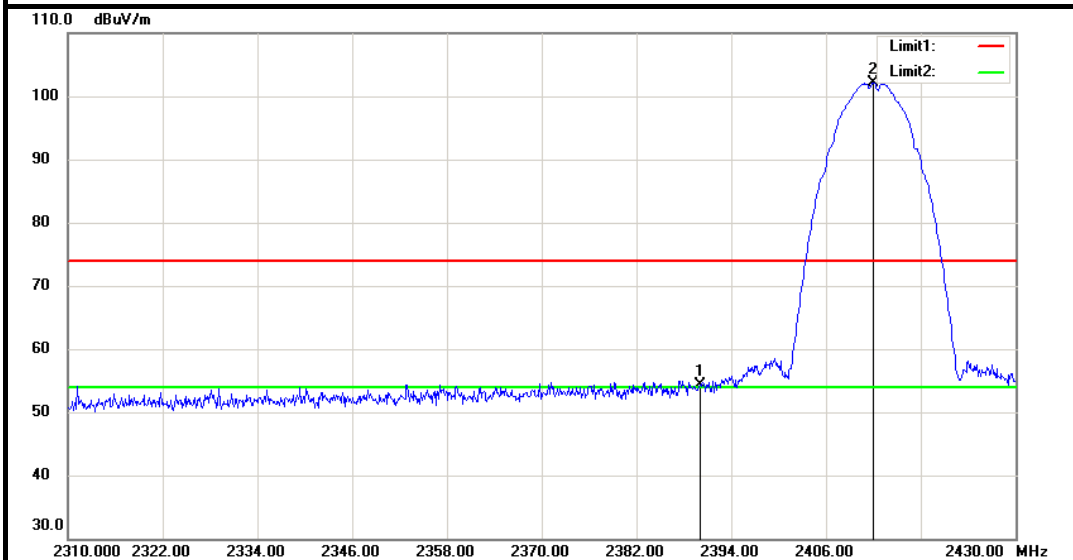


No.	Frequency (MHz)	Reading (dB)	Factor (dB/m)	Result (dB/m)	Limit (dB/m)	Margin (dB)	Remark	Antenna Polar
1	2390.0000	62.84	-2.86	59.98	74.00	-14.02	Peak	Vertical
2	2412.0000	115.39	-2.74	112.65	---	---	Peak	Vertical
1	2390.0000	52.35	-2.86	49.49	54.00	-4.51	Average	Vertical
2	2411.2800	112.04	-2.75	109.29	---	---	Average	Vertical



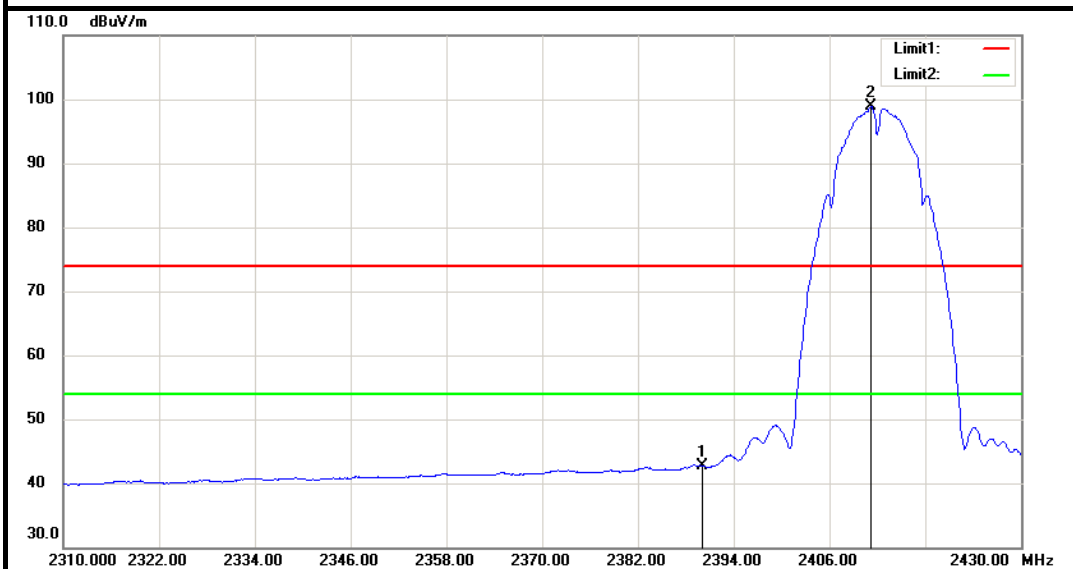
Detector mode: Peak

Polarity: Horizontal



Detector mode: Average

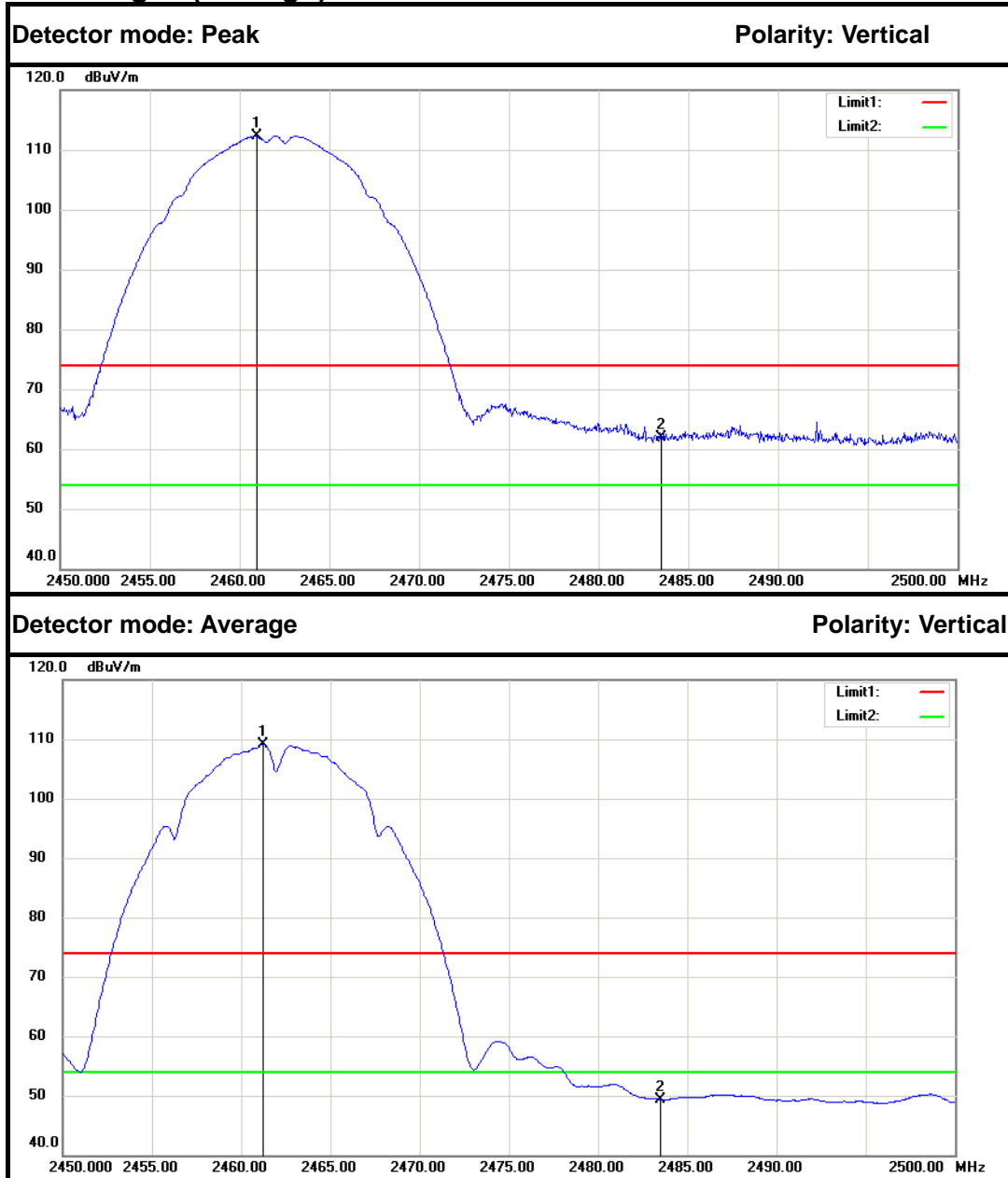
Polarity: Horizontal



No.	Frequency (MHz)	Reading (dB)	Factor (dB/m)	Result (dB/m)	Limit (dB/m)	Margin (dB)	Remark	Antenna Polar
1	2390.0000	57.13	-2.86	54.27	74.00	-19.73	Peak	Horizontal
2	2412.0000	104.86	-2.74	102.12	---	---	Peak	Horizontal
1	2390.0000	45.66	-2.86	42.80	74.00	-31.20	Average	Horizontal
2	2411.1600	101.59	-2.75	98.84	---	---	Average	Horizontal



Band Edges (CH High)

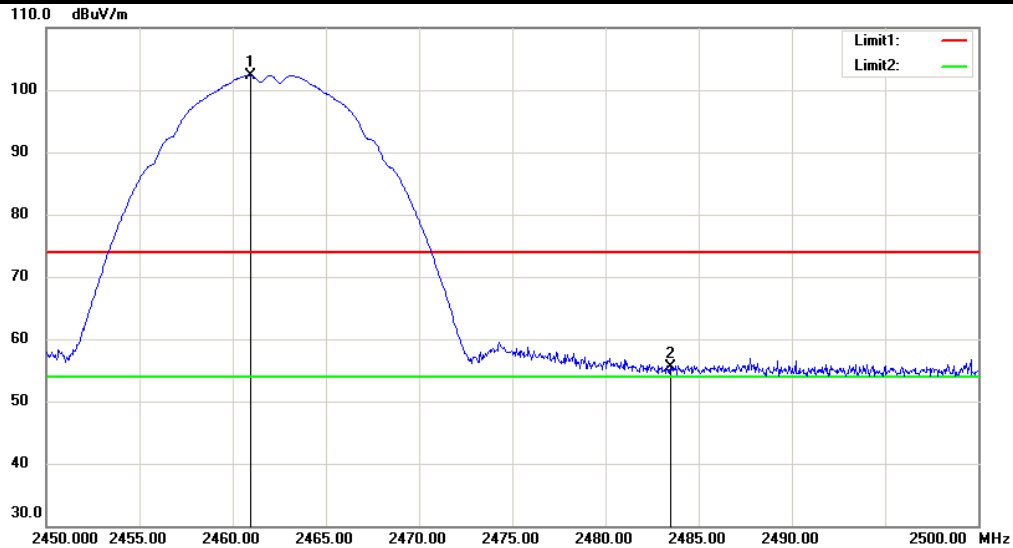


No.	Frequency (MHz)	Reading (dB)	Factor (dB/m)	Result (dB/m)	Limit (dB/m)	Margin (dB)	Remark	Antenna Polar
1	2460.9500	114.77	-2.47	112.30	---	---	Peak	Vertical
2	2483.5000	64.31	-2.35	61.96	74.00	-12.04	Peak	Vertical
1	2461.2500	111.58	-2.47	109.11	---	---	Average	Vertical
2	2483.5000	51.75	-2.35	49.40	54.00	-4.60	Average	Vertical



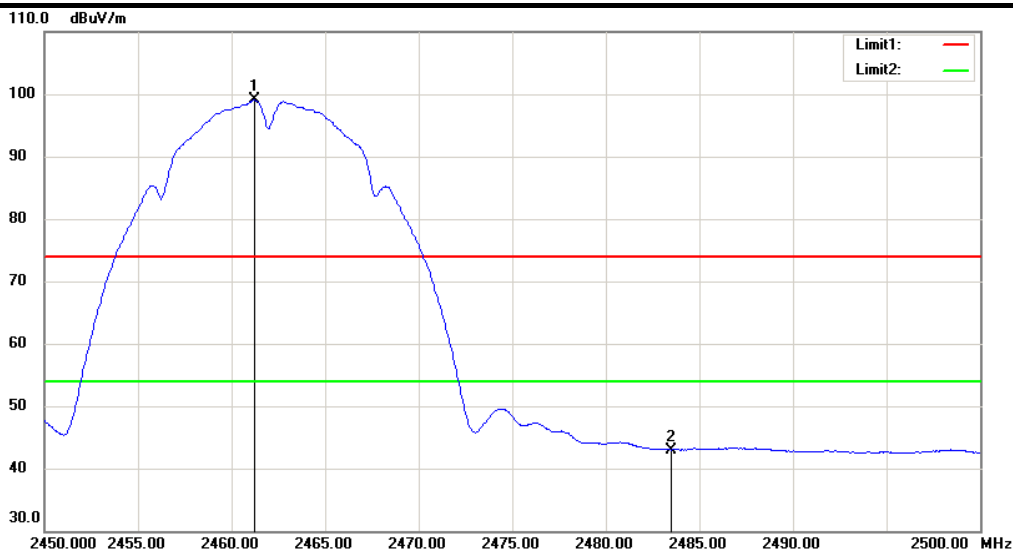
Detector mode: Peak

Polarity: Horizontal



Detector mode: Average

Polarity: Horizontal

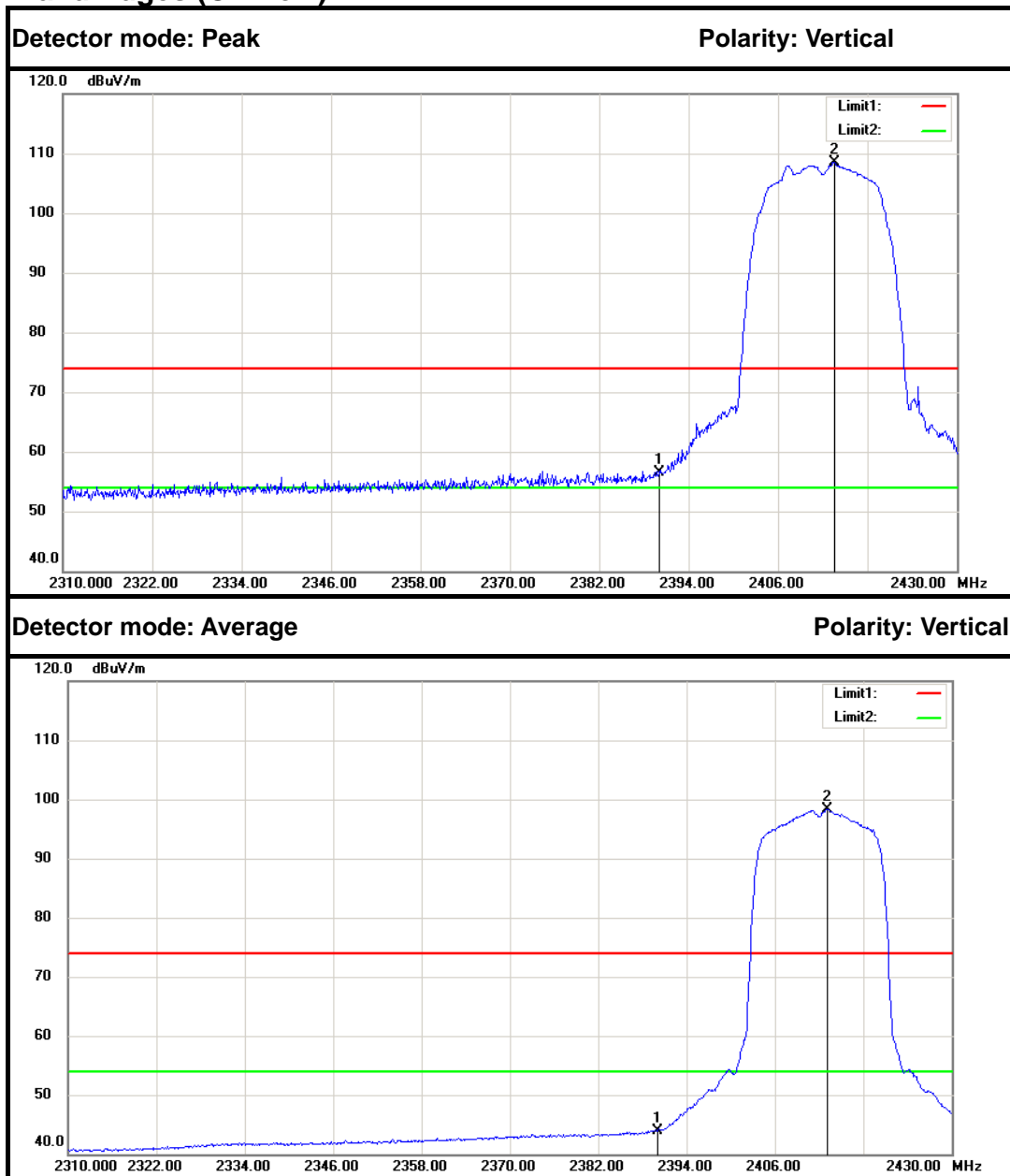


No.	Frequency (MHz)	Reading (dB)	Factor (dB/m)	Result (dB/m)	Limit (dB/m)	Margin (dB)	Remark	Antenna Polar
1	2460.9500	104.79	-2.47	102.32	---	---	Peak	Horizontal
2	2483.5000	57.77	-2.35	55.42	74.00	-18.58	Peak	Horizontal
1	2461.2000	101.50	-2.47	99.03	---	---	Average	Horizontal
2	2483.5000	45.35	-2.35	43.00	54.00	-11.00	Average	Horizontal

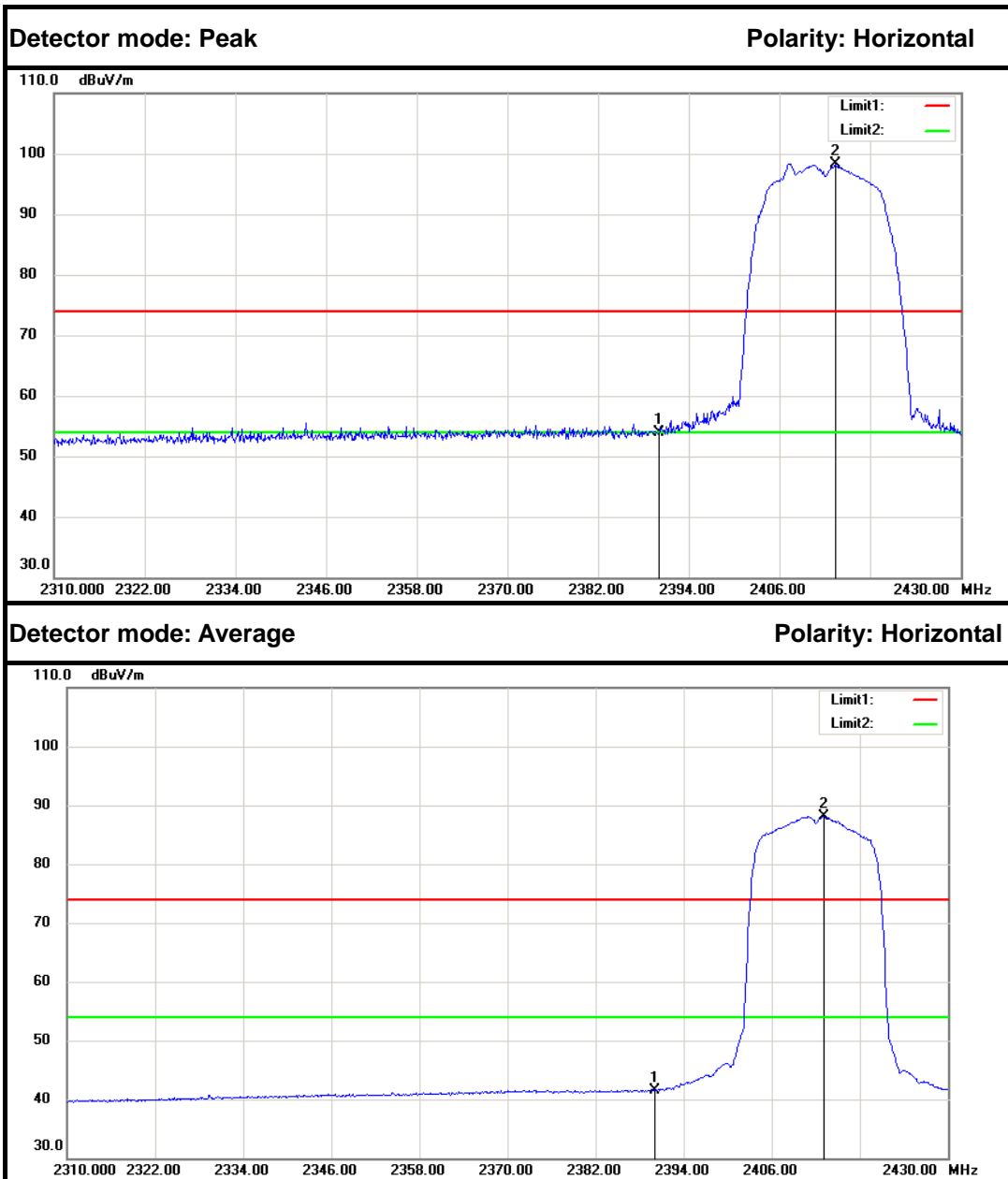


IEEE 802.11g mode (Antenna 0)

Band Edges (CH Low)



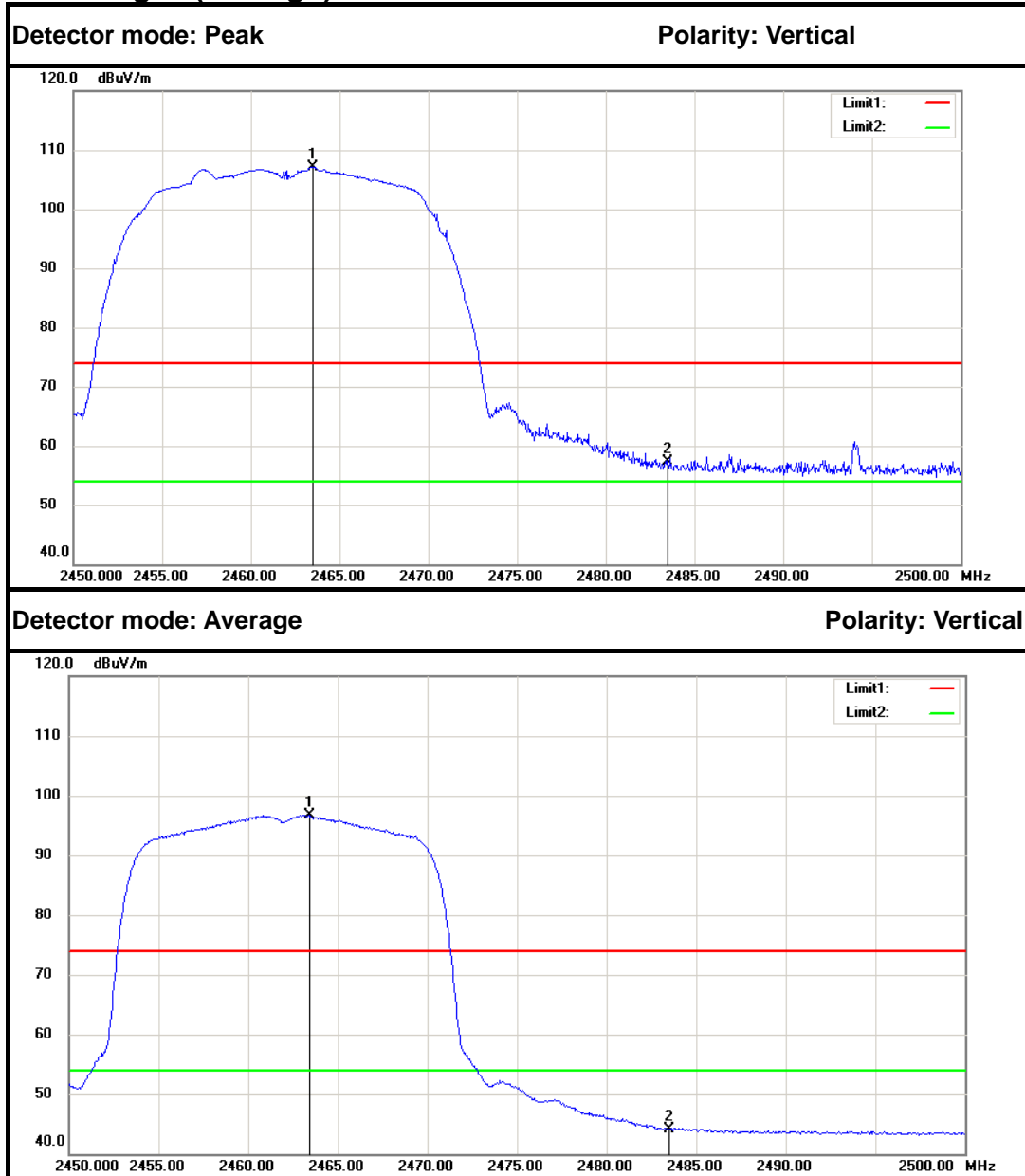
No.	Frequency (MHz)	Reading (dB)	Factor (dB/m)	Result (dB/m)	Limit (dB/m)	Margin (dB)	Remark	Antenna Polar
1	2390.0000	59.27	-2.86	56.41	74.00	-17.59	Peak	Vertical
2	2413.5600	111.27	-2.73	108.54	---	---	Peak	Vertical
1	2390.0000	46.80	-2.86	43.94	54.00	-10.06	Average	Vertical
2	2413.0800	101.01	-2.74	98.27	---	---	Average	Vertical



No.	Frequency (MHz)	Reading (dB)	Factor (dB/m)	Result (dB/m)	Limit (dB/m)	Margin (dB)	Remark	Antenna Polar
1	2390.0000	56.81	-2.86	53.95	74.00	-20.05	Peak	Horizontal
2	2413.4400	101.04	-2.73	98.31	---	---	Peak	Horizontal
1	2390.0000	44.38	-2.86	41.52	54.00	-12.48	Average	Horizontal
2	2413.0800	90.84	-2.74	88.10	---	---	Average	Horizontal



Band Edges (CH High)

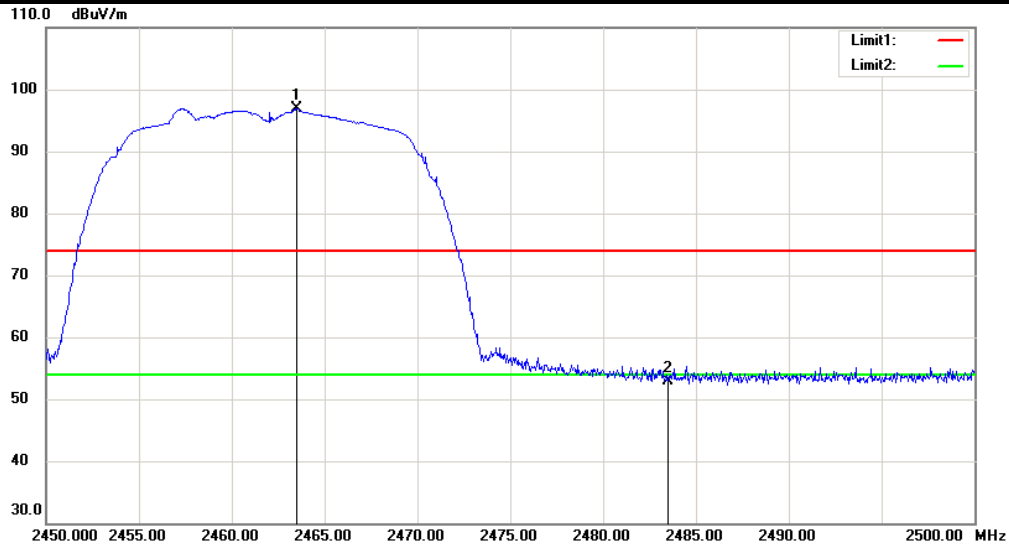


No.	Frequency (MHz)	Reading (dB)	Factor (dB/m)	Result (dB/m)	Limit (dB/m)	Margin (dB)	Remark	Antenna Polar
1	2463.5000	109.61	-2.46	107.15	---	---	Peak	Vertical
2	2483.5000	59.58	-2.35	57.23	74.00	-16.77	Peak	Vertical
1	2463.4000	99.17	-2.46	96.71	---	---	Average	Vertical
2	2483.5000	46.53	-2.35	44.18	54.00	-9.82	Average	Vertical



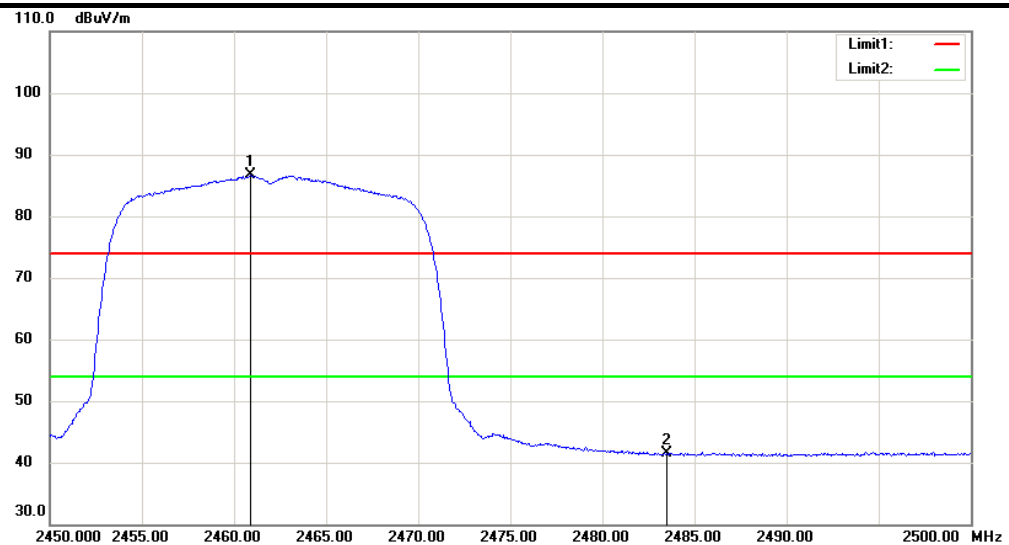
Detector mode: Peak

Polarity: Horizontal



Detector mode: Average

Polarity: Horizontal

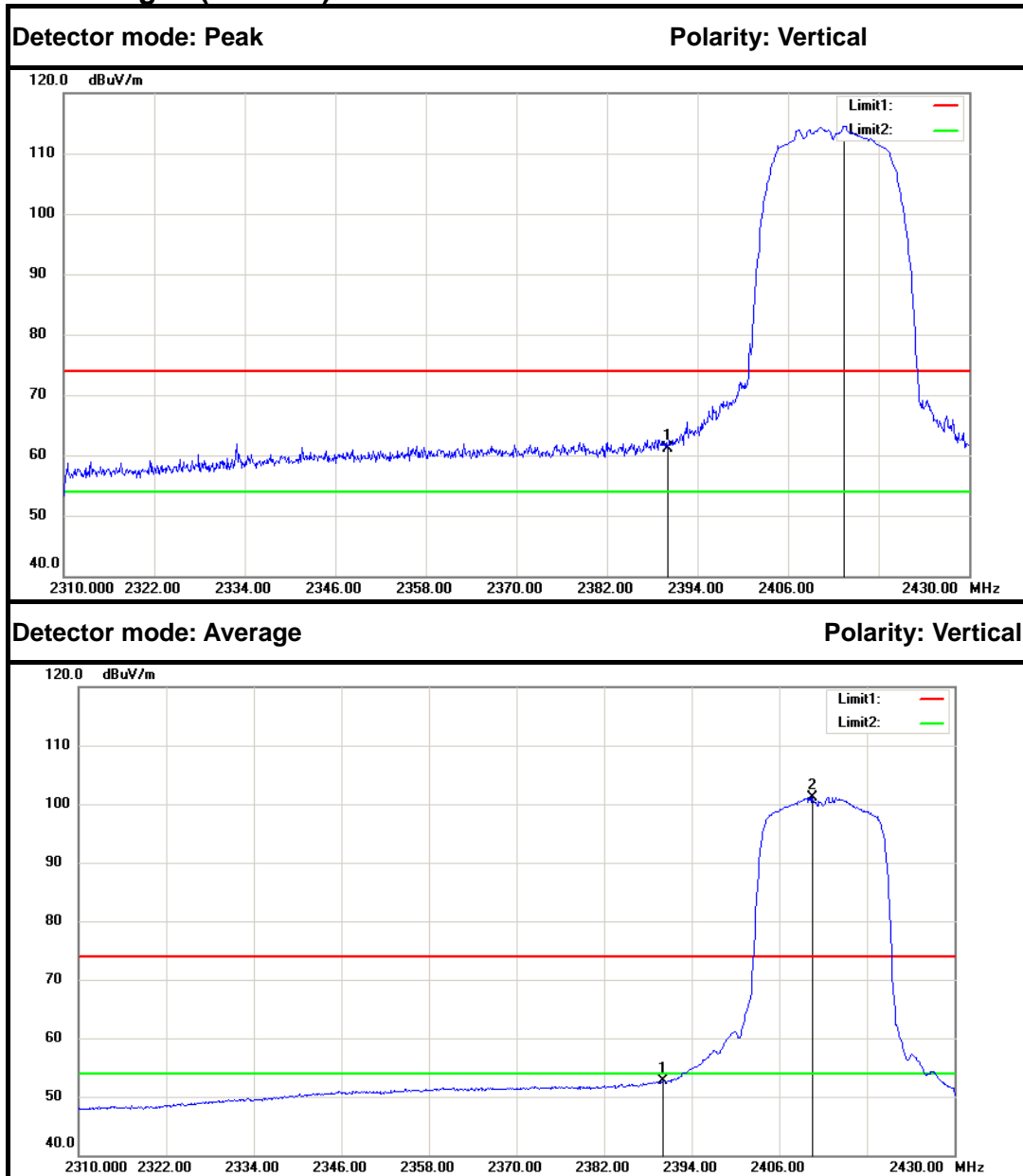


No.	Frequency (MHz)	Reading (dB)	Factor (dB/m)	Result (dB/m)	Limit (dB/m)	Margin (dB)	Remark	Antenna Polar
1	2463.5000	99.33	-2.46	96.87	---	---	Peak	Horizontal
2	2483.5000	55.32	-2.35	52.97	74.00	-21.03	Peak	Horizontal
1	2460.9000	89.08	-2.47	86.61	---	---	Average	Horizontal
2	2483.5000	43.90	-2.35	41.55	54.00	-12.45	Average	Horizontal

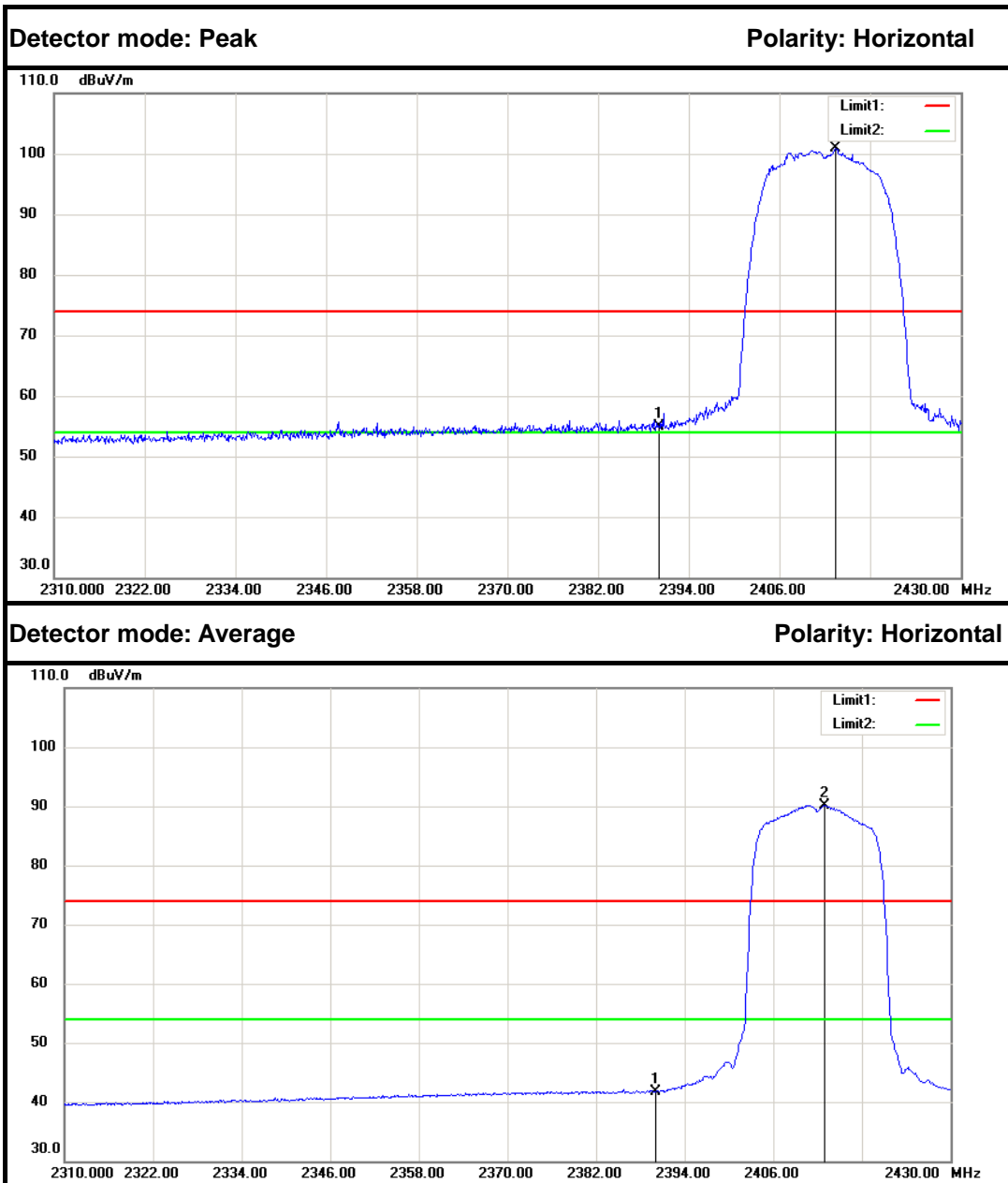


IEEE 802.11g mode (Antenna 1)

Band Edges (CH Low)



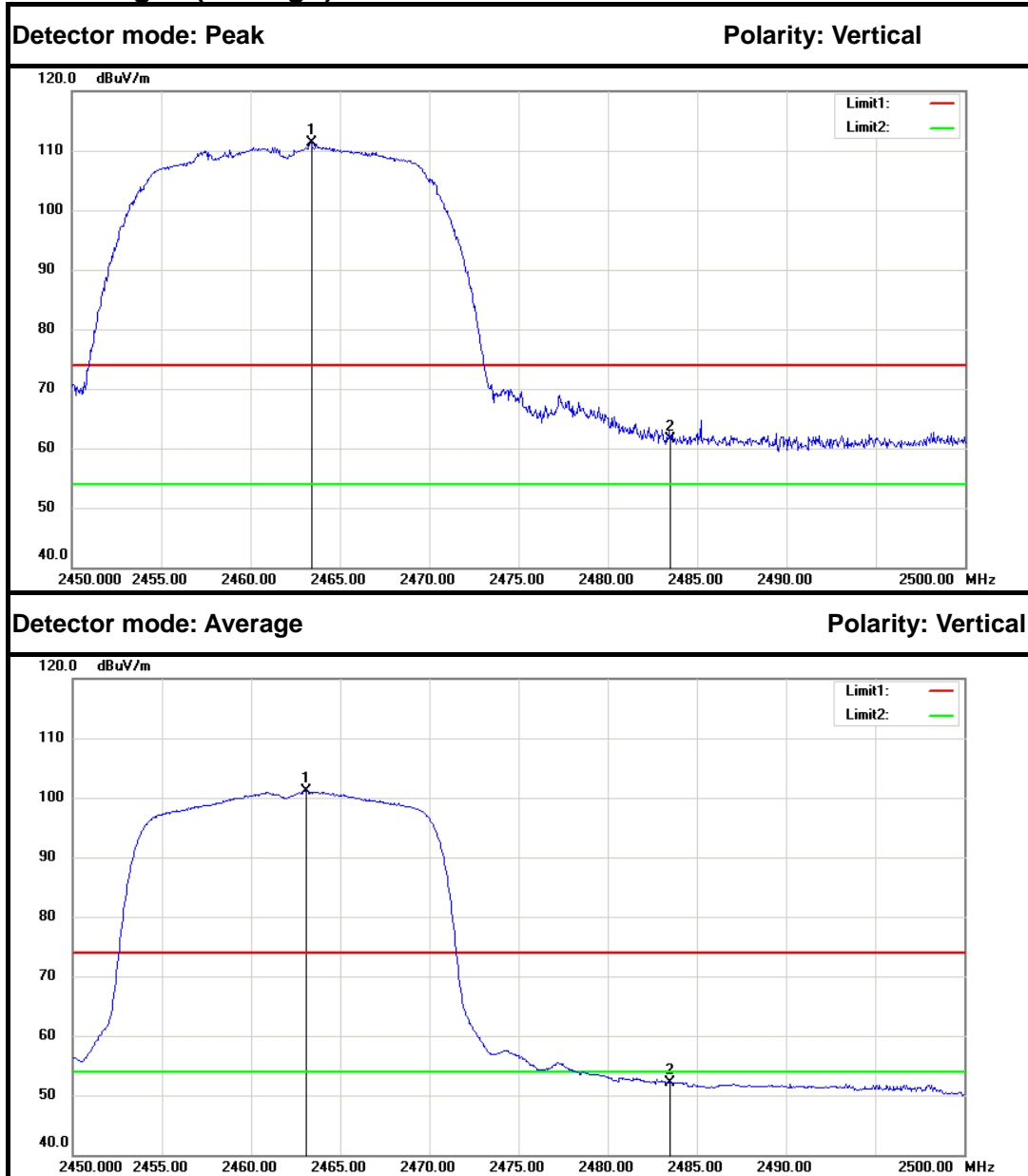
No.	Frequency (MHz)	Reading (dB)	Factor (dB/m)	Result (dB/m)	Limit (dB/m)	Margin (dB)	Remark	Antenna Polar
1	2390.0000	63.95	-2.86	61.09	74.00	-12.91	Peak	Vertical
2	2413.4400	117.24	-2.73	114.51	---	---	Peak	Vertical
1	2390.0000	55.61	-2.86	52.75	54.00	-1.25	Average	Vertical
2	2410.5600	103.88	-2.75	101.13	---	---	Average	Vertical



No.	Frequency (MHz)	Reading (dB)	Factor (dB/m)	Result (dB/m)	Limit (dB/m)	Margin (dB)	Remark	Antenna Polar
1	2390.0000	57.71	-2.86	54.85	74.00	-19.15	Peak	Horizontal
2	2413.4400	103.54	-2.73	100.81	---	---	Peak	Horizontal
1	2390.0000	44.52	-2.86	41.66	54.00	-12.34	Average	Horizontal
2	2412.9600	92.92	-2.74	90.18	---	---	Average	Horizontal



Band Edges (CH High)

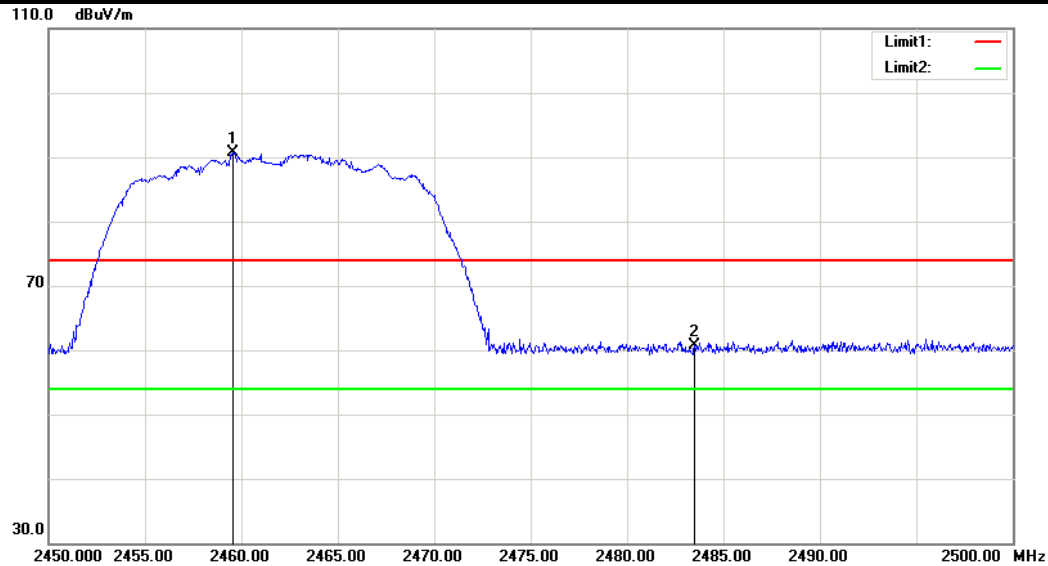


No.	Frequency (MHz)	Reading (dB)	Factor (dB/m)	Result (dB/m)	Limit (dB/m)	Margin (dB)	Remark	Antenna Polar
1	2463.4000	113.77	-2.46	111.31	---	---	Peak	Vertical
2	2483.5000	63.79	-2.35	61.44	74.00	-12.56	Peak	Vertical
1	2463.1000	103.53	-2.46	101.07	---	---	Average	Vertical
2	2483.5000	54.50	-2.35	52.15	54.00	-1.85	Average	Vertical



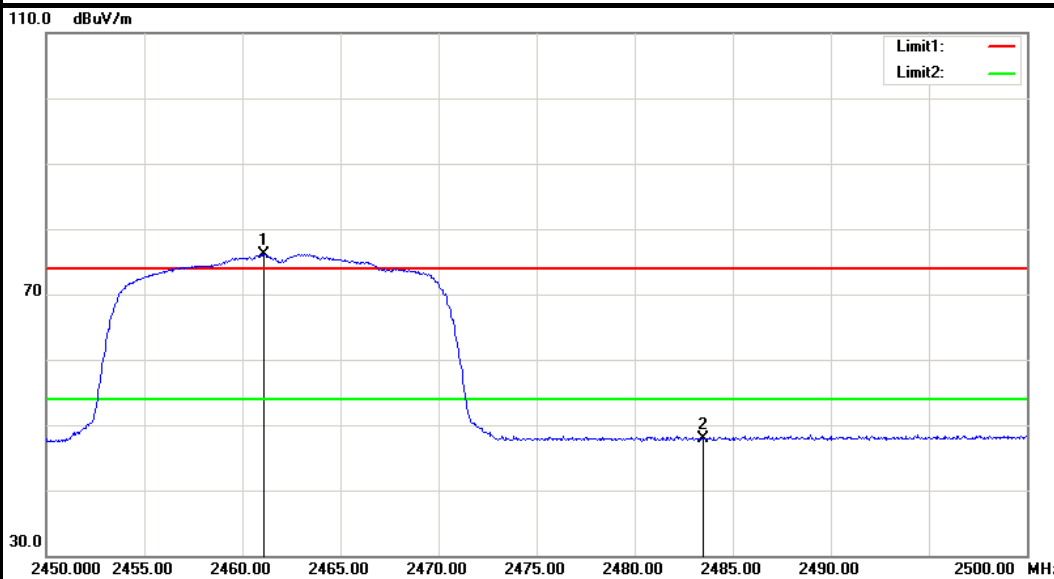
Detector mode: Peak

Polarity: Horizontal



Detector mode: Average

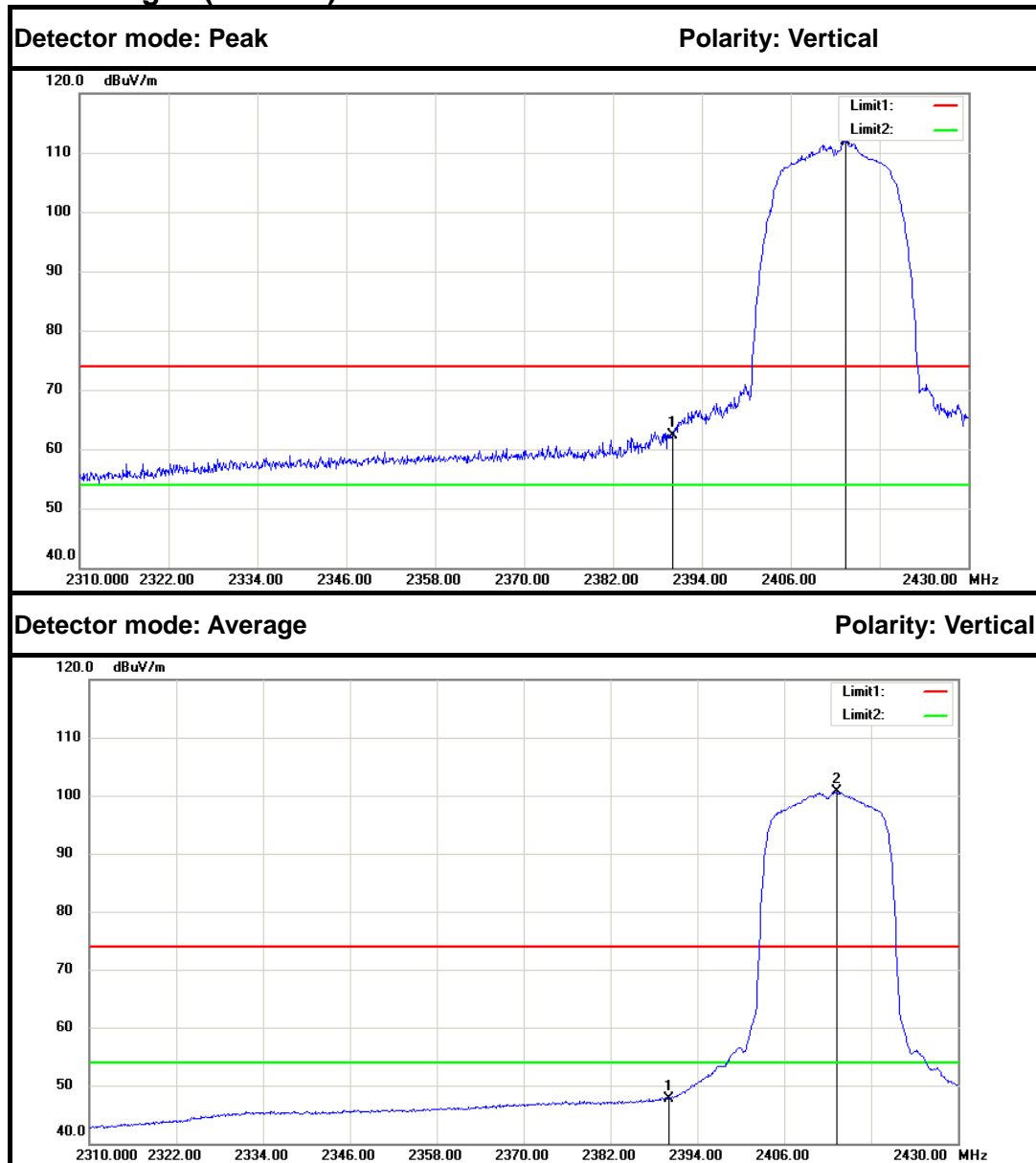
Polarity: Horizontal



No.	Frequency (MHz)	Reading (dB)	Factor (dB/m)	Result (dB/m)	Limit (dB/m)	Margin (dB)	Remark	Antenna Polar
1	2459.550	93.16	-2.48	90.68	---	---	Peak	Horizontal
2	2483.500	63.05	-2.35	60.70	74.00	-13.30	Peak	Horizontal
1	2461.100	78.61	-2.47	76.14	---	---	Average	Horizontal
2	2483.500	50.28	-2.35	47.93	74.00	-26.07	Average	Horizontal



IEEE 802.11g mode (Antenna 2)
Band Edges (CH Low)

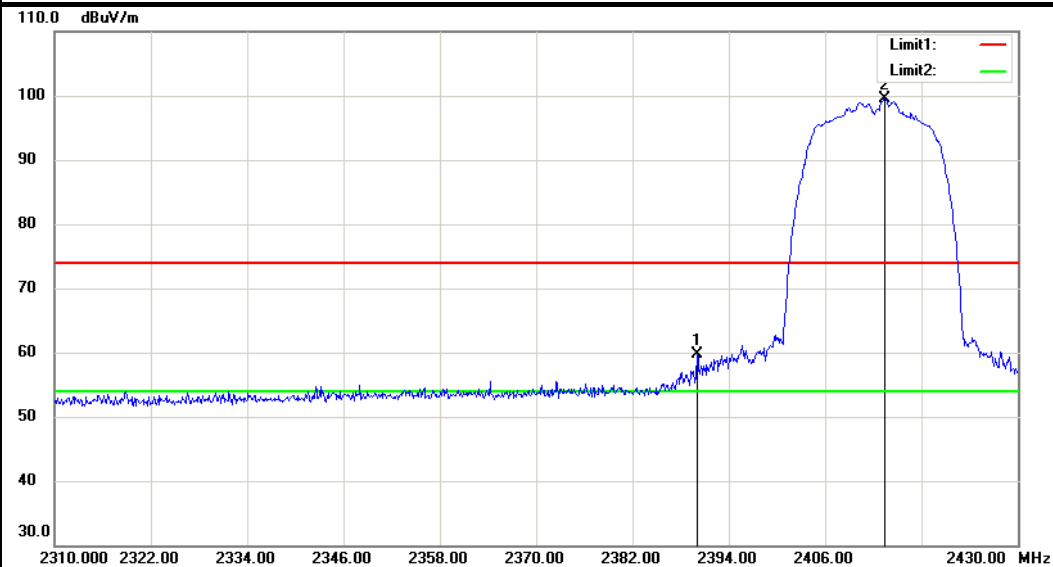


No.	Frequency (MHz)	Reading (dB)	Factor (dB/m)	Result (dB/m)	Limit (dB/m)	Margin (dB)	Remark	Antenna Polar
1	2390.0000	65.23	-2.86	62.37	74.00	-11.63	Peak	Vertical
2	2413.4400	114.59	-2.73	111.86	---	---	Peak	Vertical
1	2390.0000	50.57	-2.86	47.71	54.00	-6.29	Average	Vertical
2	2413.3200	103.35	-2.73	100.62	---	---	Average	Vertical



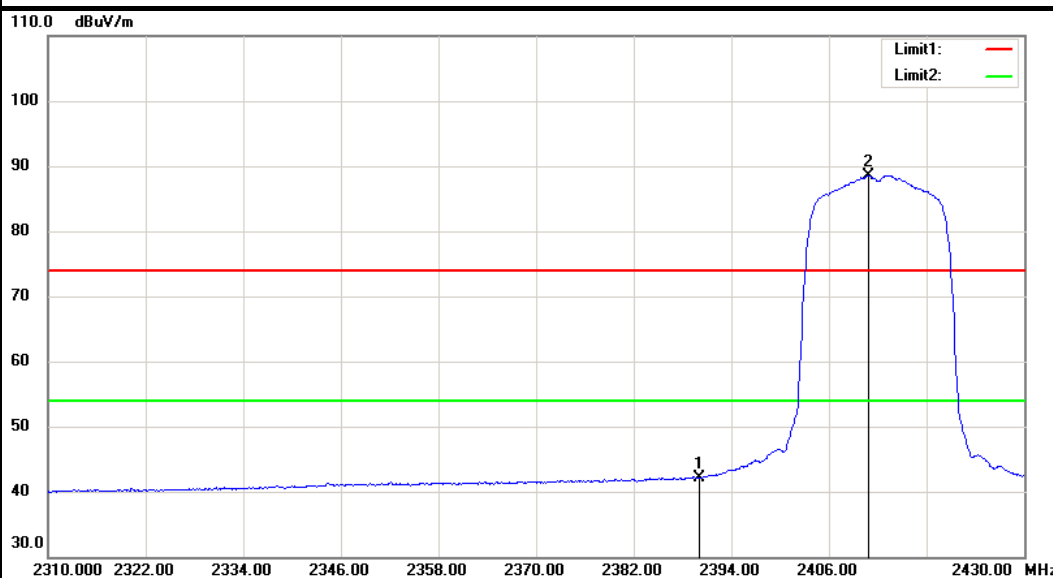
Detector mode: Peak

Polarity: Horizontal



Detector mode: Average

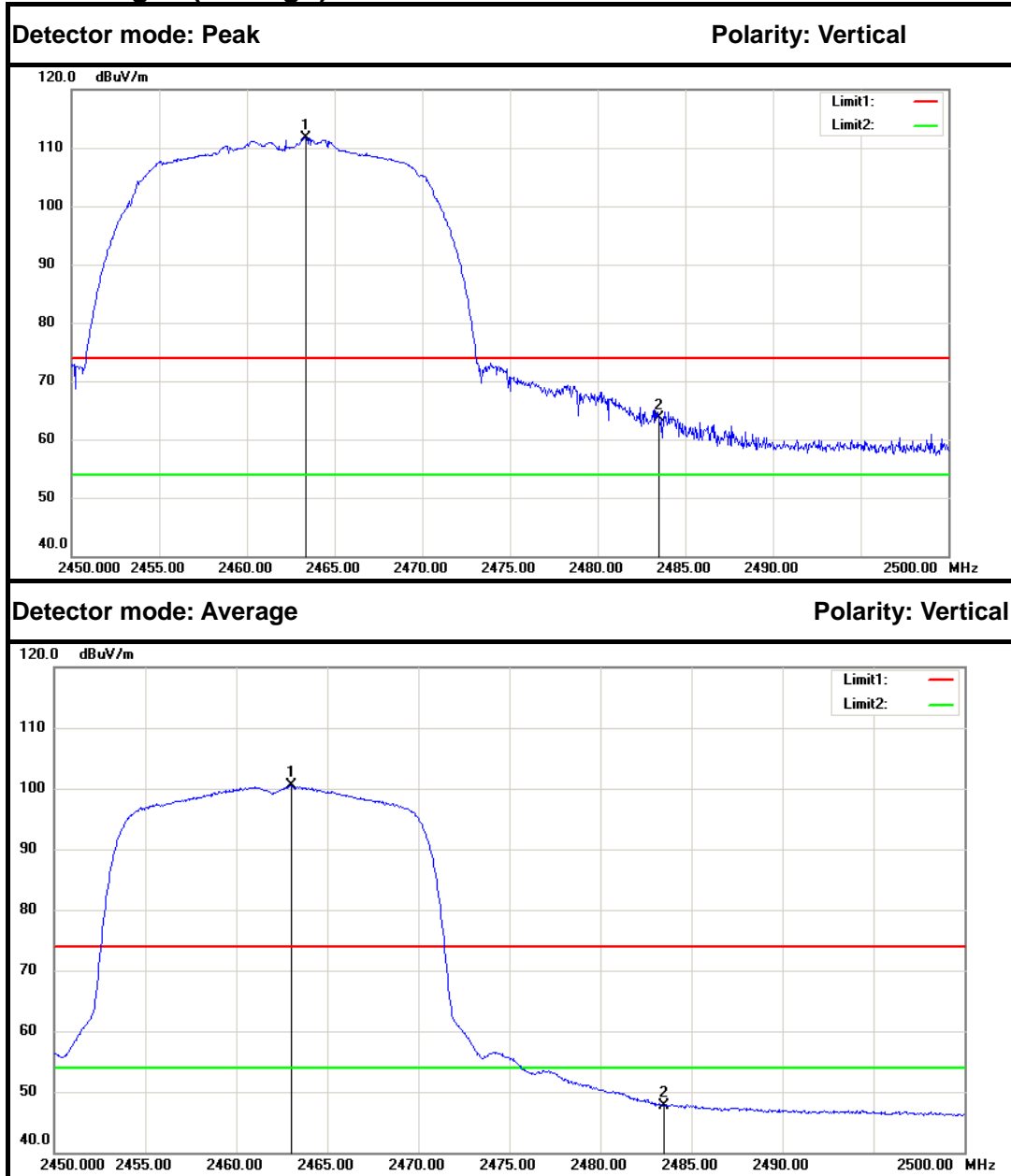
Polarity: Horizontal



No.	Frequency (MHz)	Reading (dB)	Factor (dB/m)	Result (dB/m)	Limit (dB/m)	Margin (dB)	Remark	Antenna Polar
1	2390.0000	62.53	-2.86	59.67	74.00	-14.33	Peak	Horizontal
2	2413.4400	102.18	-2.73	99.45	---	---	Peak	Horizontal
1	2390.0000	45.02	-2.86	42.16	54.00	-11.84	Average	Horizontal
2	2410.8000	91.34	-2.75	88.59	---	---	Average	Horizontal



Band Edges (CH High)

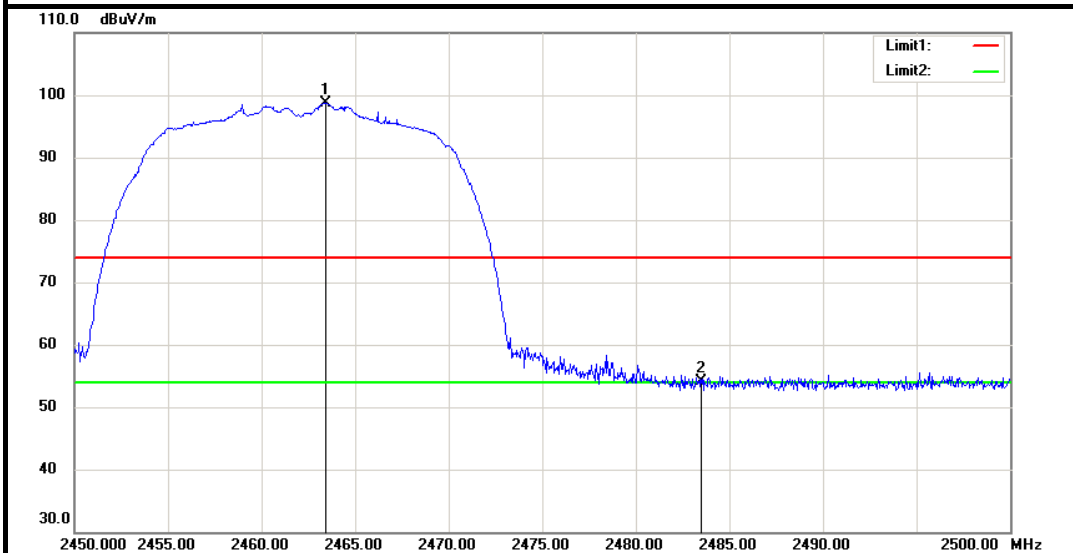


No.	Frequency (MHz)	Reading (dB)	Factor (dB/m)	Result (dB/m)	Limit (dB/m)	Margin (dB)	Remark	Antenna Polar
1	2463.3500	114.15	-2.46	111.69	---	---	Peak	Vertical
2	2483.5000	66.11	-2.35	63.76	74.00	-10.24	Peak	Vertical
1	2463.0000	102.91	-2.46	100.45	---	---	Average	Vertical
2	2483.5000	50.09	-2.35	47.74	54.00	-6.26	Average	Vertical



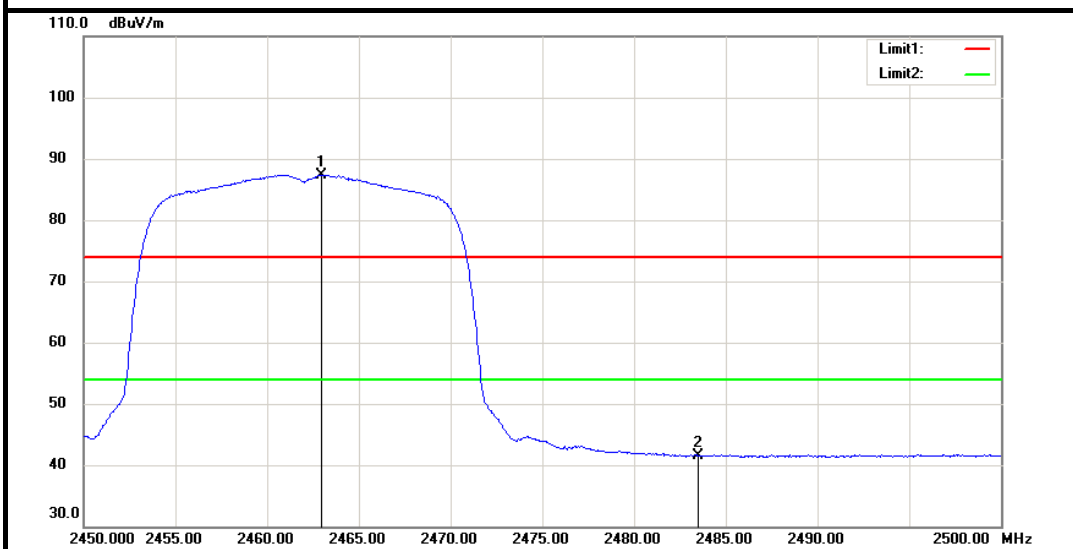
Detector mode: Peak

Polarity: Horizontal



Detector mode: Average

Polarity: Horizontal

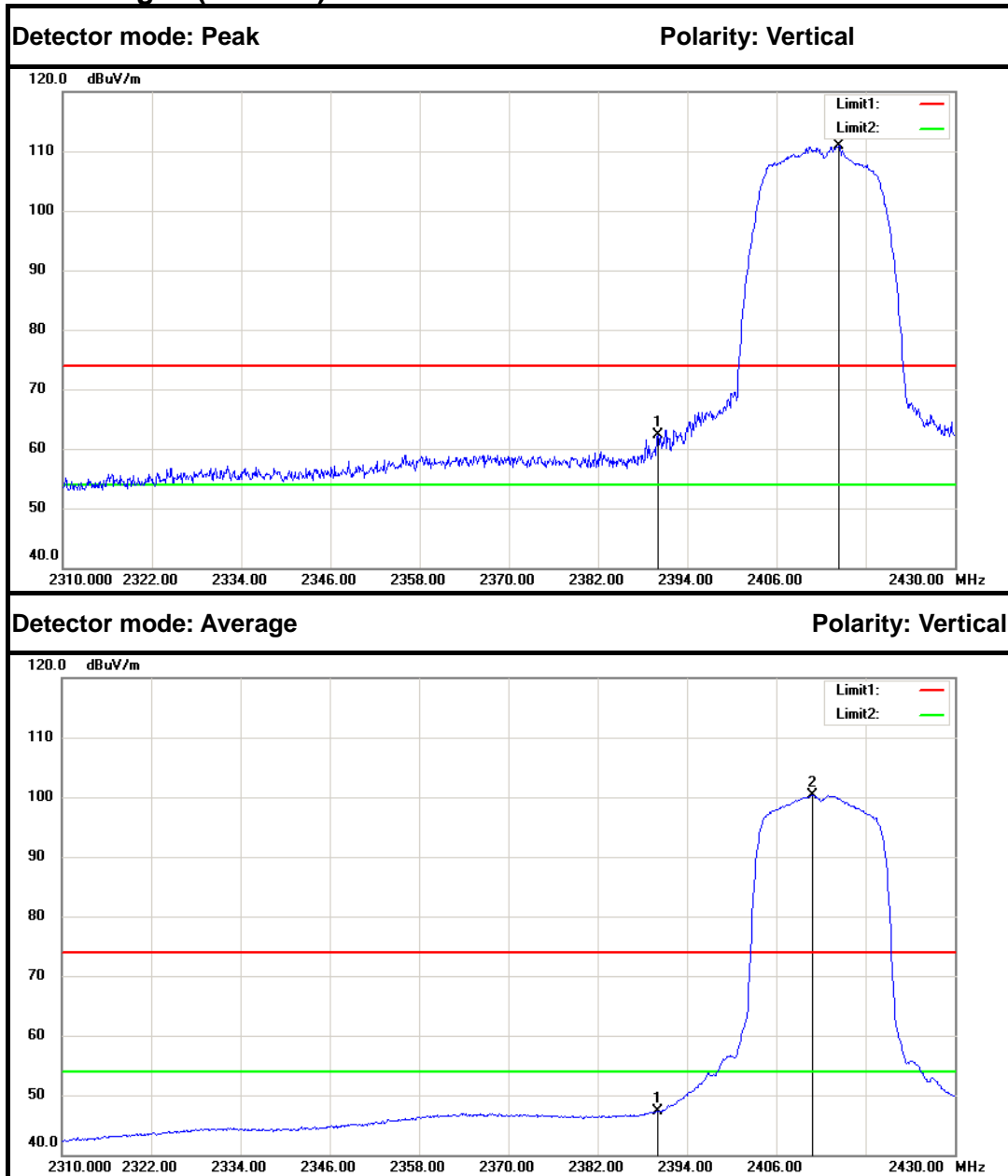


No.	Frequency (MHz)	Reading (dB)	Factor (dB/m)	Result (dB/m)	Limit (dB/m)	Margin (dB)	Remark	Antenna Polar
1	2463.4000	101.12	-2.46	98.66	---	---	Peak	Horizontal
2	2483.5000	56.38	-2.35	54.03	74.00	-19.97	Peak	Horizontal
1	2462.9500	89.84	-2.46	87.38	---	---	Average	Horizontal
2	2483.5000	43.91	-2.35	41.56	54.00	-12.44	Average	Horizontal



IEEE 802.11g mode (Antenna 3)

Band Edges (CH Low)

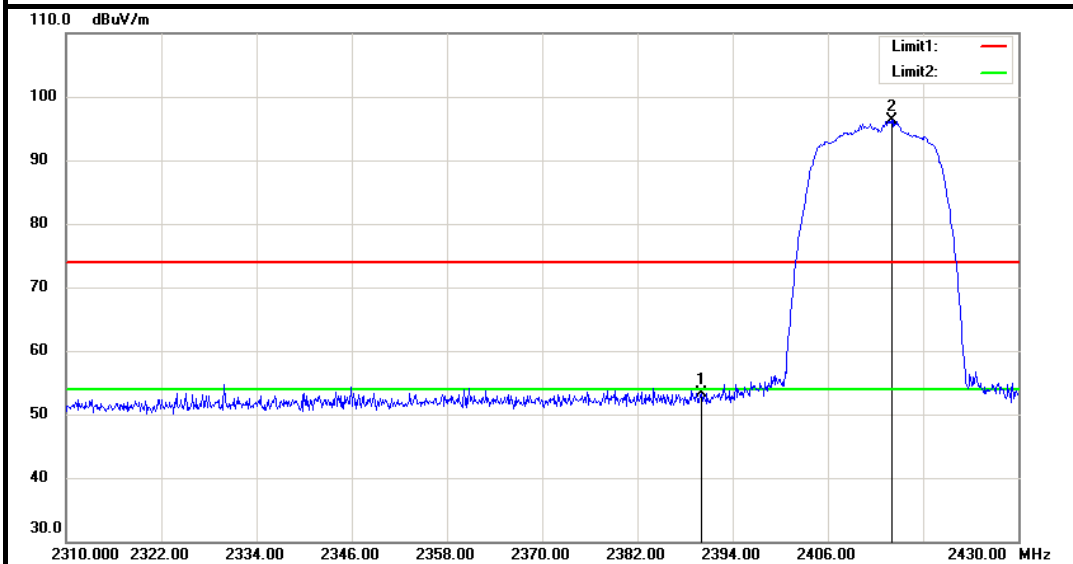


No.	Frequency (MHz)	Reading (dB)	Factor (dB/m)	Result (dB/m)	Limit (dB/m)	Margin (dB)	Remark	Antenna Polar
1	2390.0000	65.08	-2.86	62.22	74.00	-11.78	Peak	Vertical
2	2414.4000	113.61	-2.73	110.88	---	---	Peak	Vertical
1	2390.0000	50.24	-2.86	47.38	54.00	-6.62	Average	Vertical
2	2410.9200	103.05	-2.75	100.30	---	---	Average	Vertical



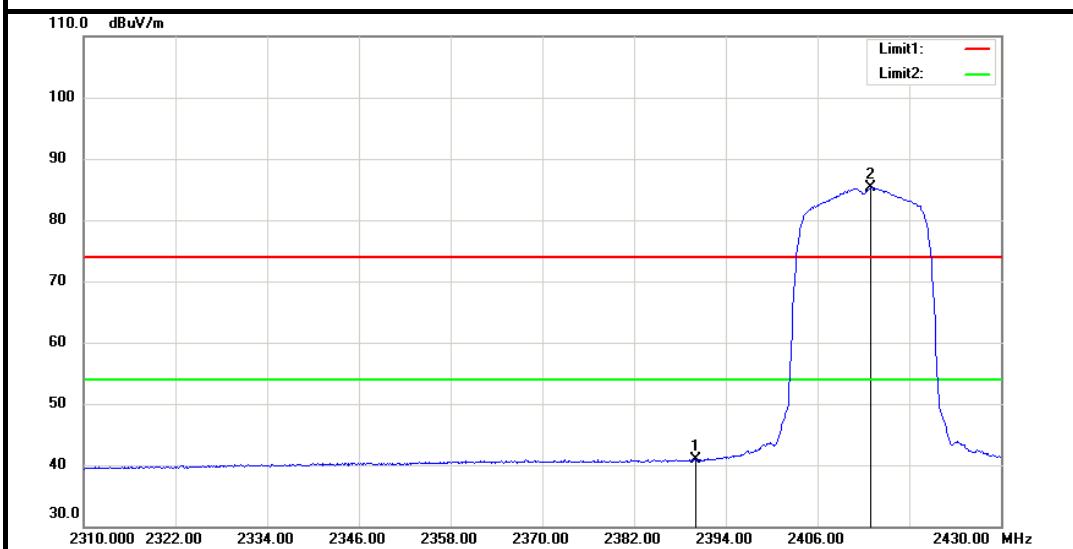
Detector mode: Peak

Polarity: Horizontal



Detector mode: Average

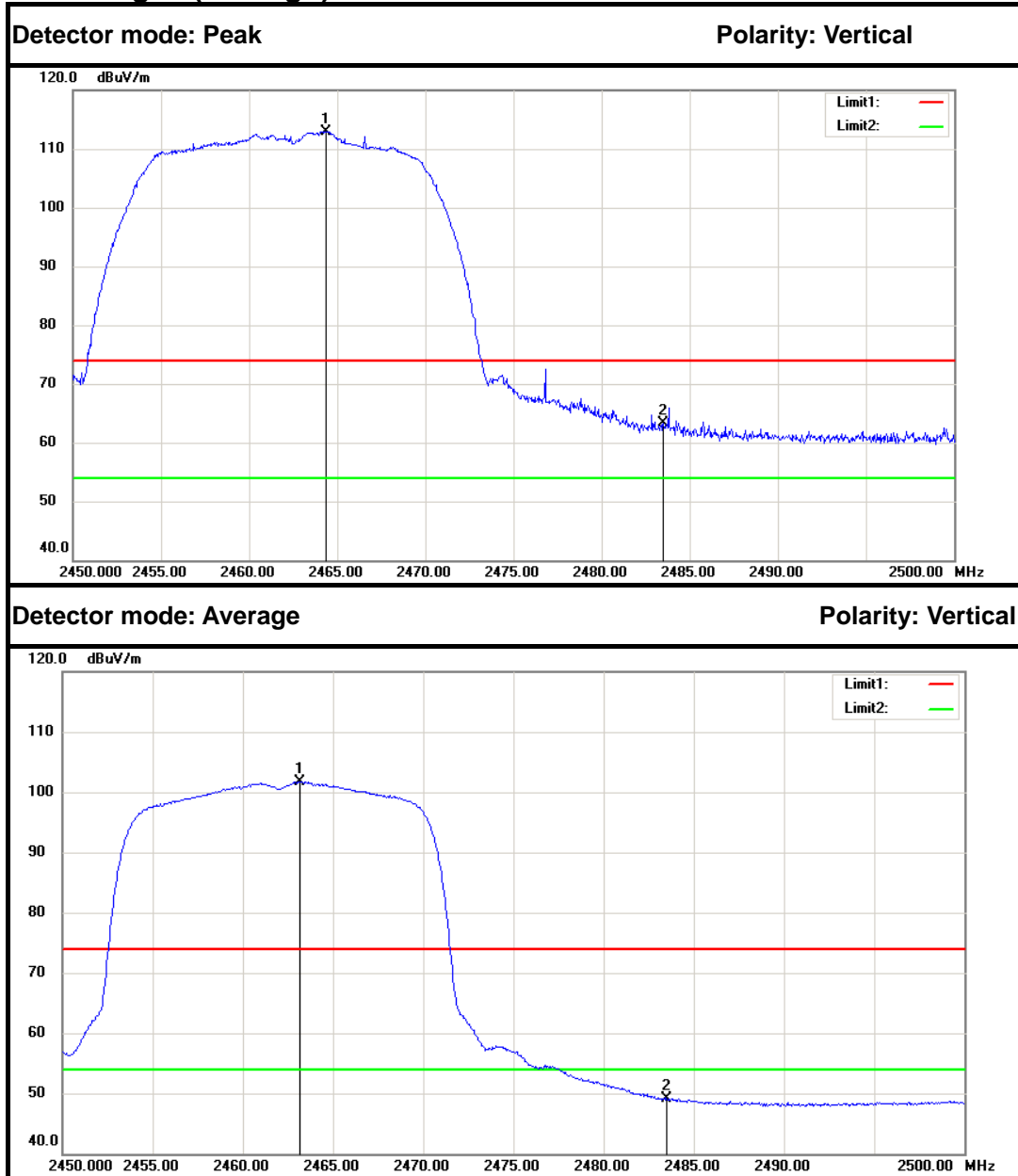
Polarity: Horizontal



No.	Frequency (MHz)	Reading (dB)	Factor (dB/m)	Result (dB/m)	Limit (dB/m)	Margin (dB)	Remark	Antenna Polar
1	2390.0000	56.07	-2.86	53.21	74.00	-20.79	Peak	Horizontal
2	2414.0400	99.04	-2.73	96.31	---	---	Peak	Horizontal
1	2390.0000	43.77	-2.86	40.91	54.00	-13.09	Average	Horizontal
2	2412.9600	88.01	-2.74	85.27	---	---	Average	Horizontal



Band Edges (CH High)

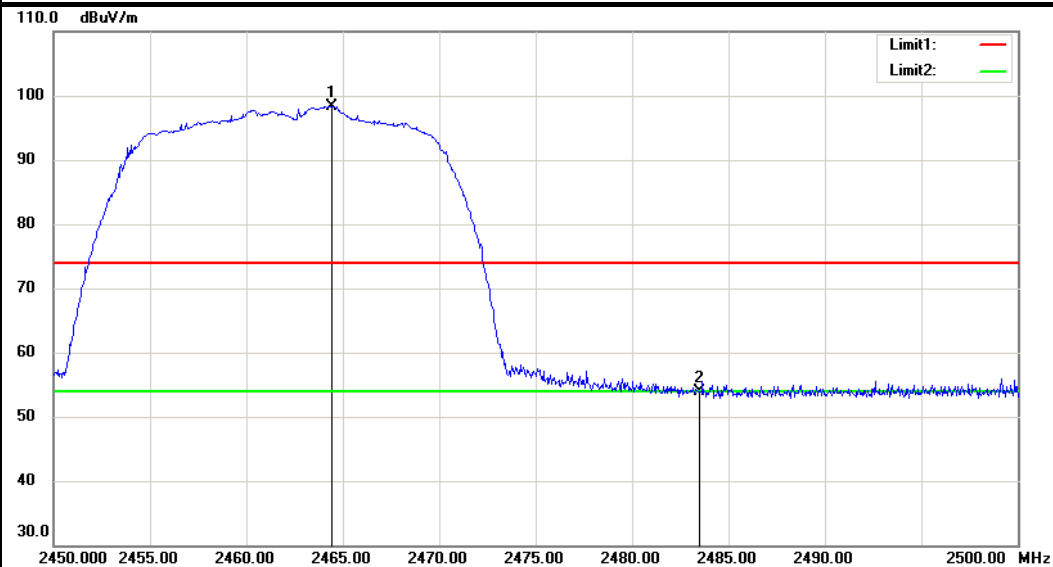


No.	Frequency (MHz)	Reading (dB)	Factor (dB/m)	Result (dB/m)	Limit (dB/m)	Margin (dB)	Remark	Antenna Polar
1	2464.3500	115.41	-2.46	112.95	---	---	Peak	Vertical
2	2483.5000	65.63	-2.35	63.28	74.00	-10.72	Peak	Vertical
1	2464.3500	104.20	-2.46	101.74	---	---	Average	Vertical
2	2483.5000	51.39	-2.35	49.04	54.00	-4.96	Average	Vertical



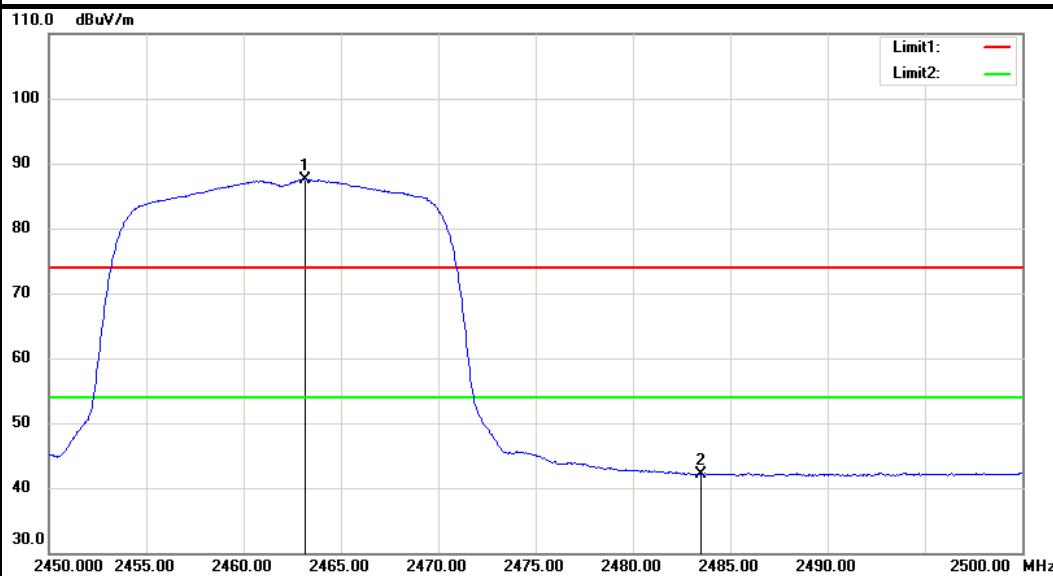
Detector mode: Peak

Polarity: Horizontal



Detector mode: Average

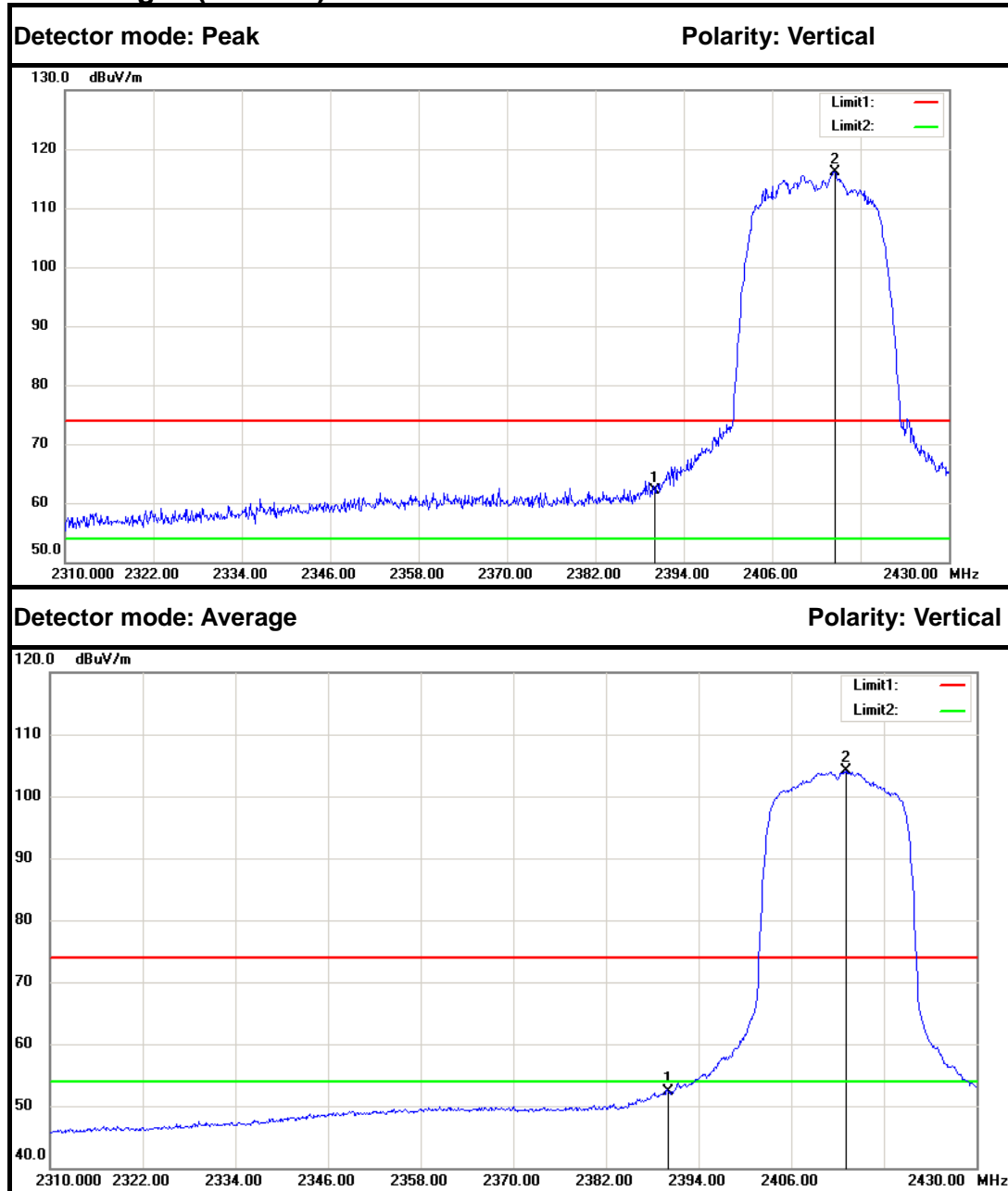
Polarity: Horizontal



No.	Frequency (MHz)	Reading (dB)	Factor (dB/m)	Result (dB/m)	Limit (dB/m)	Margin (dB)	Remark	Antenna Polar
1	2464.4000	100.79	-2.45	98.34	---	---	Peak	Horizontal
2	2483.5000	56.18	-2.35	53.83	74.00	-20.17	Peak	Horizontal
1	2463.1500	90.06	-2.46	87.60	---	---	Average	Horizontal
2	2483.5000	44.39	-2.35	42.04	54.00	-11.96	Average	Horizontal



Combine with Antenna 0 and Antenna 1 and Antenna 2 and Antenna 3
IEEE 802.11n HT20 MHz mode
Band Edges (CH Low)

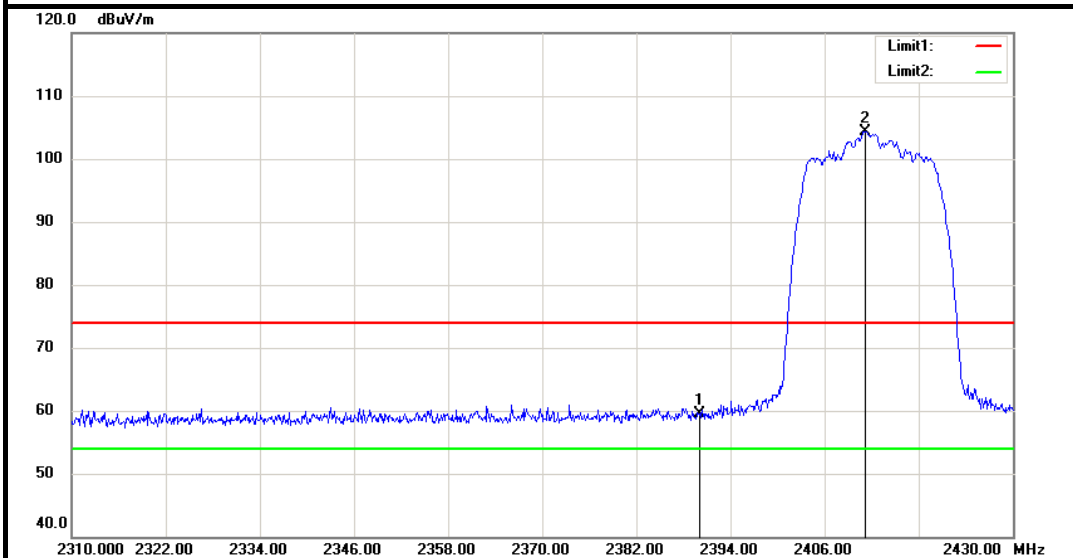


No.	Frequency (MHz)	Reading (dB)	Factor (dB/m)	Result (dB/m)	Limit (dB/m)	Margin (dB)	Remark	Antenna Polar
1	2390.0000	64.99	-2.86	62.13	74.00	-11.87	Peak	Vertical
2	2414.5200	118.79	-2.73	116.06	---	---	Peak	Vertical
1	2390.0000	55.10	-2.86	52.24	54.00	-1.76	Average	Vertical
2	2413.0800	106.78	-2.74	104.04	---	---	Average	Vertical



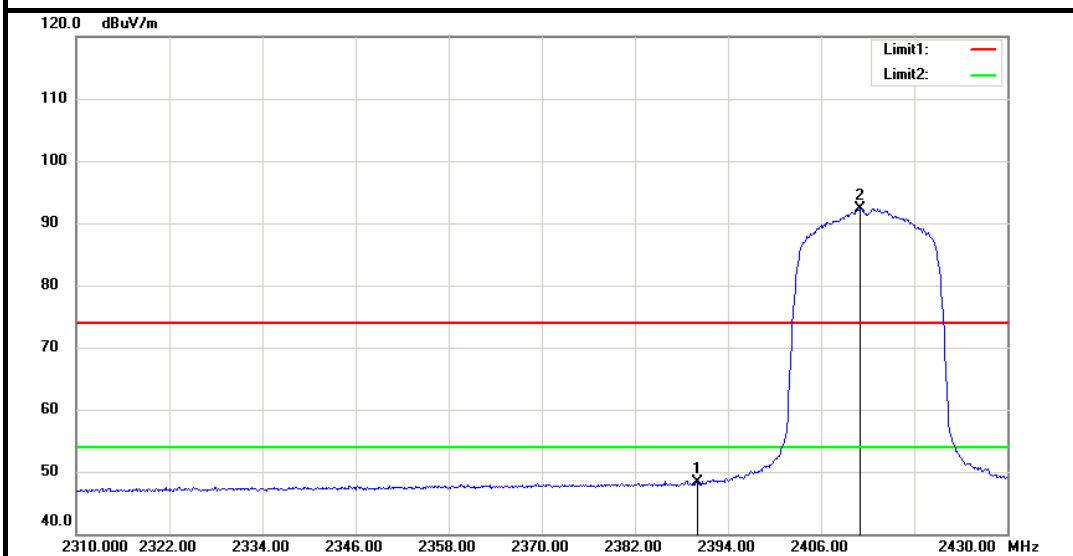
Detector mode: Peak

Polarity: Horizontal



Detector mode: Average

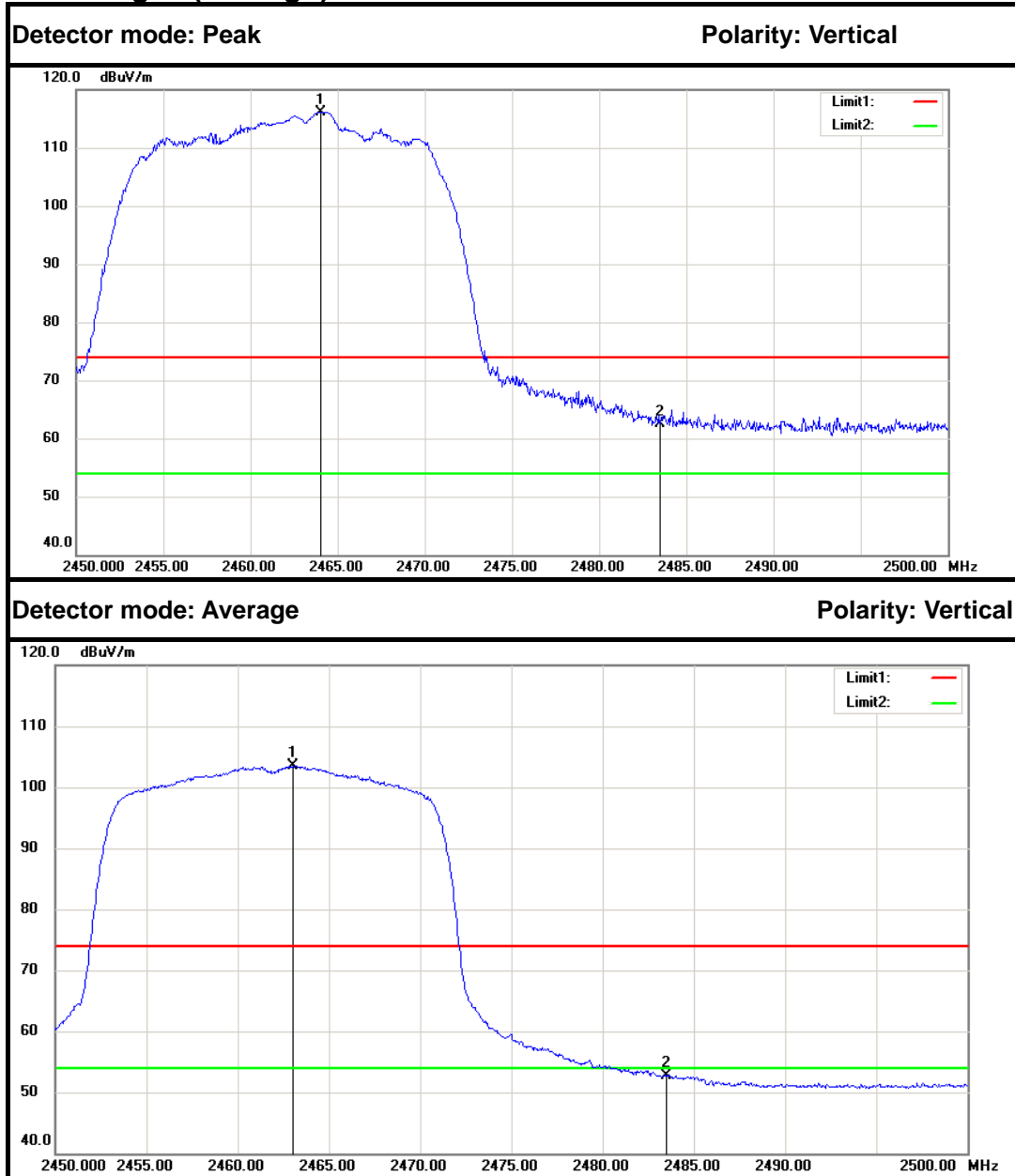
Polarity: Horizontal



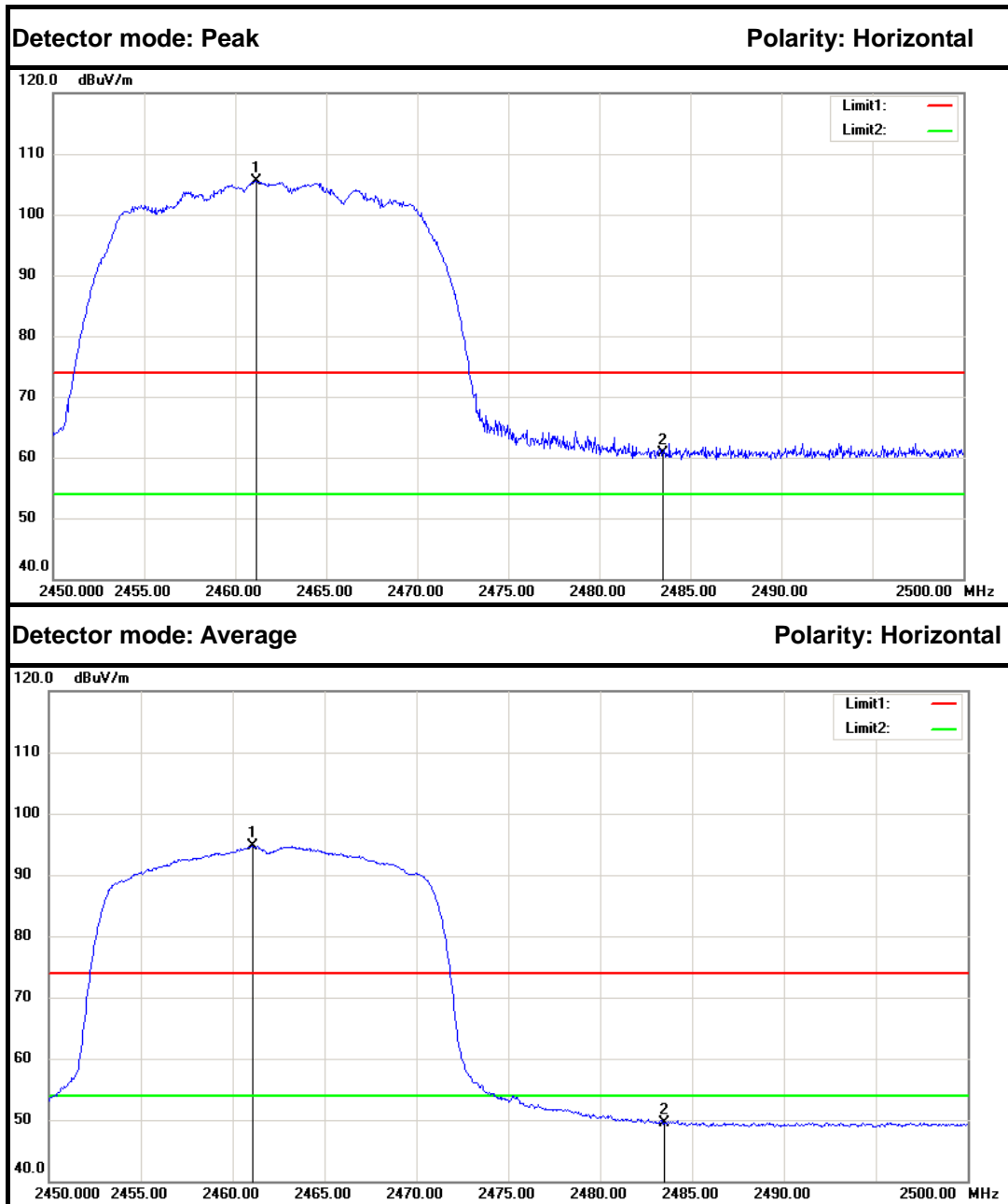
No.	Frequency (MHz)	Reading (dB)	Factor (dB/m)	Result (dB/m)	Limit (dB/m)	Margin (dB)	Remark	Antenna Polar
1	2390.0000	62.36	-2.86	59.50	74.00	-14.50	Peak	Horizontal
2	2411.1600	107.11	-2.75	104.36	---	---	Peak	Horizontal
1	2390.0000	51.18	-2.86	48.32	54.00	-5.68	Average	Horizontal
2	2411.0400	95.11	-2.75	92.36	---	---	Average	Horizontal



Band Edges (CH High)



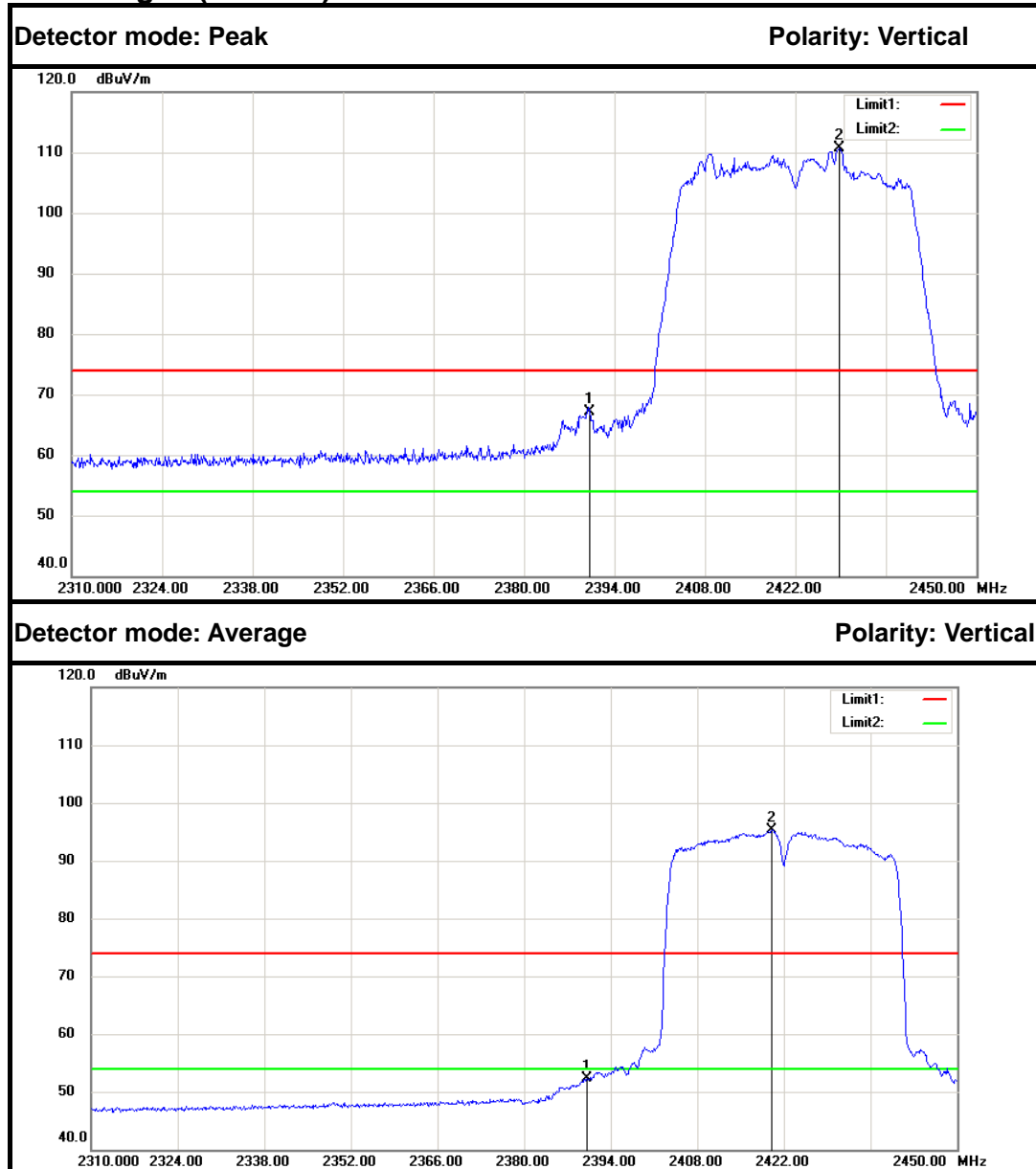
No.	Frequency (MHz)	Reading (dB)	Factor (dB/m)	Result (dB/m)	Limit (dB/m)	Margin (dB)	Remark	Antenna Polar
1	2464.0500	118.65	-2.46	116.19	---	---	Peak	Vertical
2	2483.5000	64.79	-2.35	62.44	74.00	-11.56	Peak	Vertical
1	2463.0000	106.05	-2.46	103.59	---	---	Average	Vertical
2	2483.5000	54.99	-2.35	52.64	54.00	-1.36	Average	Vertical



No.	Frequency (MHz)	Reading (dB)	Factor (dB/m)	Result (dB/m)	Limit (dB/m)	Margin (dB)	Remark	Antenna Polar
1	2461.1500	107.89	-2.47	105.42	---	---	Peak	Horizontal
2	2483.5000	62.97	-2.35	60.62	74.00	-13.38	Peak	Horizontal
1	2461.1000	97.23	-2.47	94.76	---	---	Average	Horizontal
2	2483.5000	51.81	-2.35	49.46	54.00	-4.54	Average	Horizontal



IEEE 802.11n HT40 MHz mode
Band Edges (CH Low)

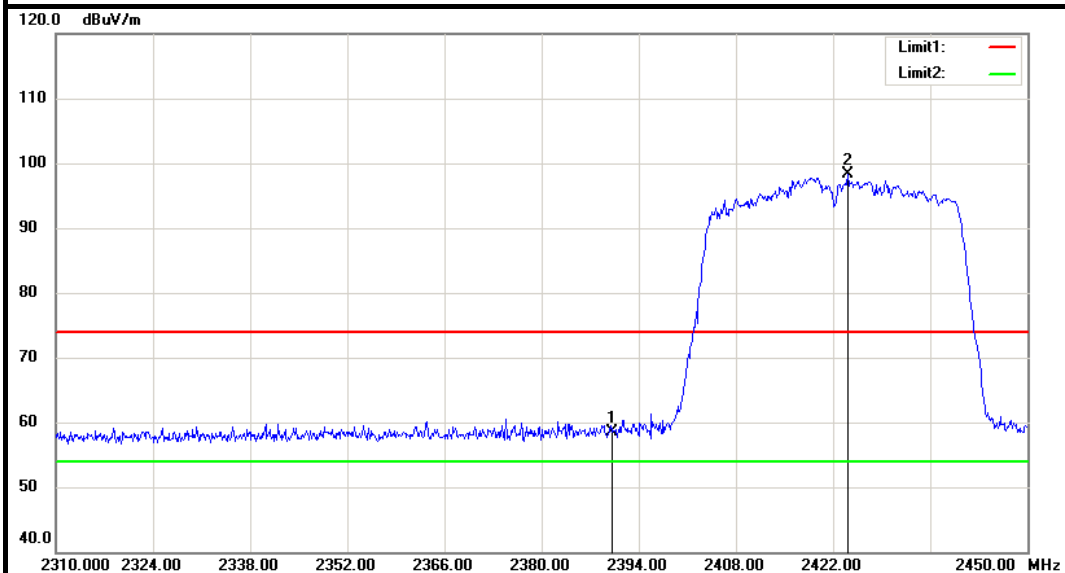


No.	Frequency (MHz)	Reading (dB)	Factor (dB/m)	Result (dB/m)	Limit (dB/m)	Margin (dB)	Remark	Antenna Polar
1	2390.0000	69.87	-2.86	67.01	74.00	-6.99	Peak	Vertical
2	2428.8600	113.30	-2.65	110.65	---	---	Peak	Vertical
1	2390.0000	55.11	-2.86	52.25	54.00	-1.75	Average	Vertical
2	2420.0400	97.98	-2.70	95.28	---	---	Average	Vertical



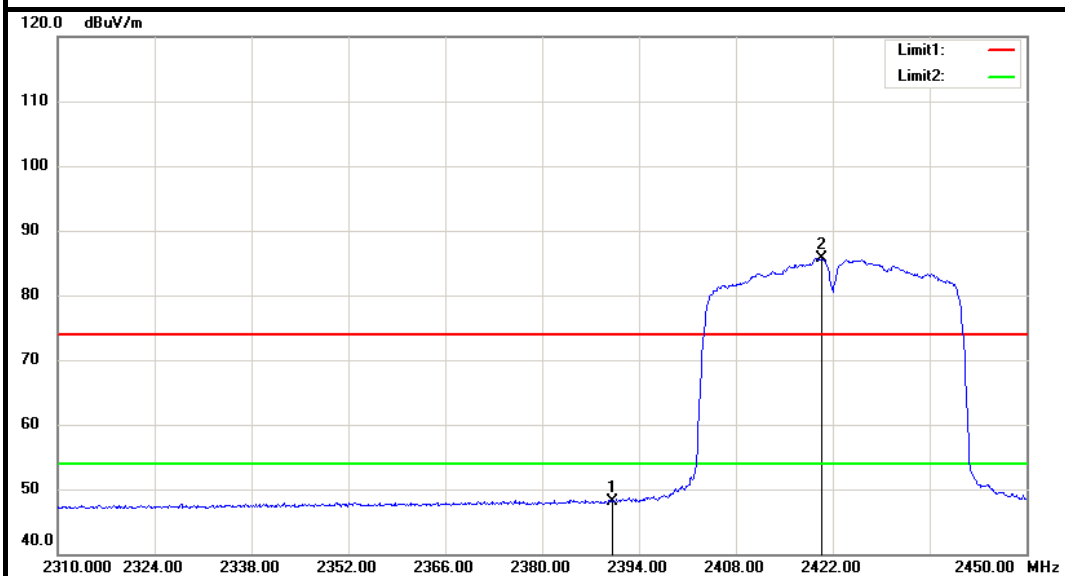
Detector mode: Peak

Polarity: Horizontal



Detector mode: Average

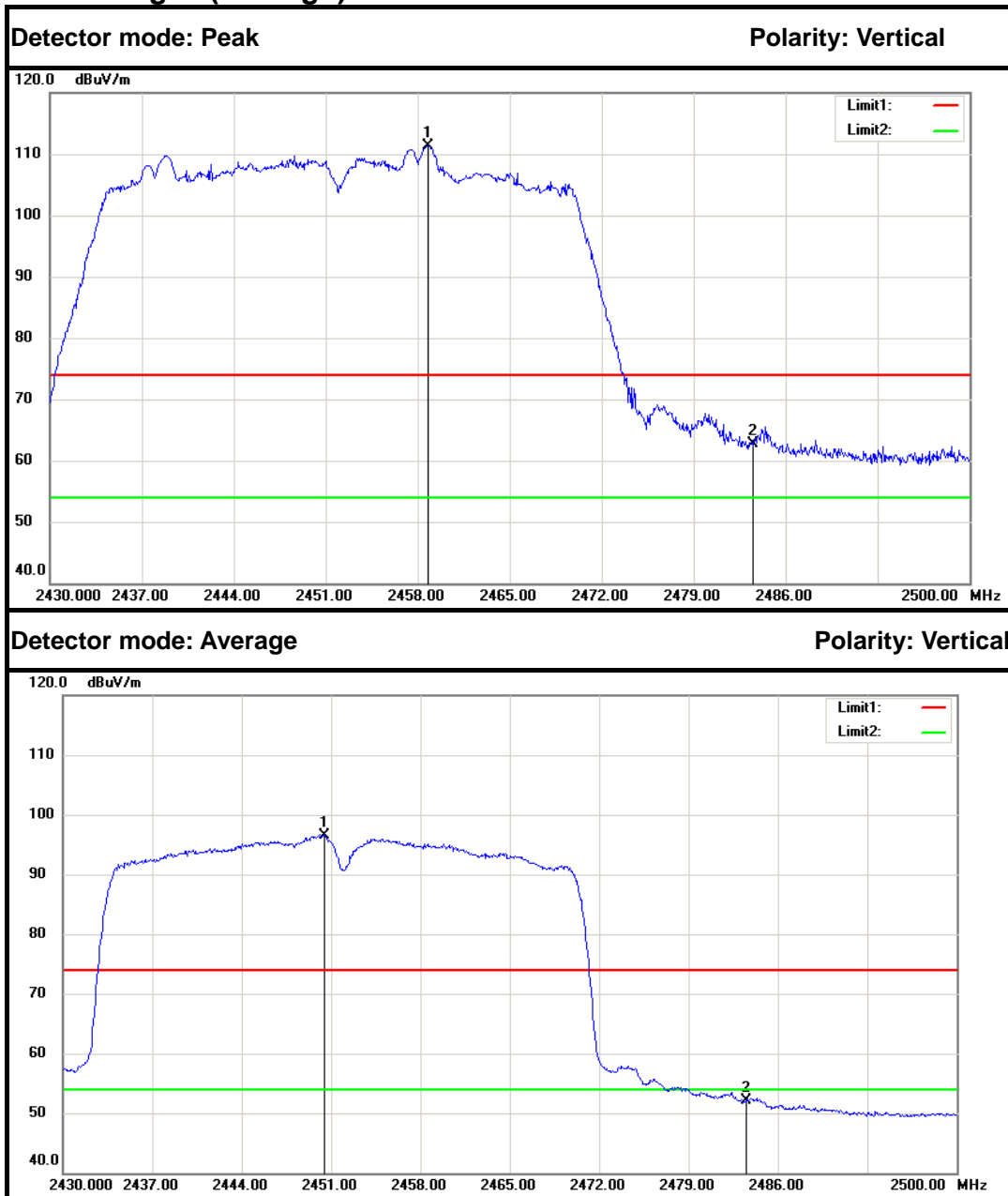
Polarity: Horizontal



No.	Frequency (MHz)	Reading (dB)	Factor (dB/m)	Result (dB/m)	Limit (dB/m)	Margin (dB)	Remark	Antenna Polar
1	2390.0000	61.39	-2.86	58.53	74.00	-15.47	Peak	Horizontal
2	2424.1000	100.90	-2.68	98.22	---	---	Peak	Horizontal
1	2390.0000	51.00	-2.86	48.14	54.00	-5.86	Average	Horizontal
2	2420.4600	88.39	-2.70	85.69	---	---	Average	Horizontal



Band Edges (CH High)

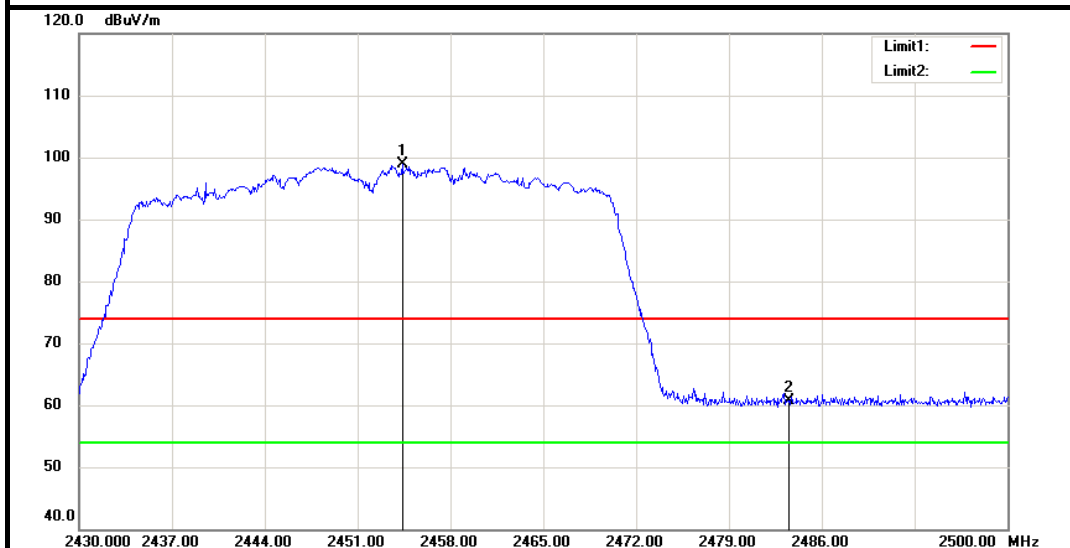


No.	Frequency (MHz)	Reading (dB)	Factor (dB/m)	Result (dB/m)	Limit (dB/m)	Margin (dB)	Remark	Antenna Polar
1	2458.7700	113.75	-2.49	111.26	---	---	Peak	Vertical
2	2483.5000	65.03	-2.35	62.68	74.00	-11.32	Peak	Vertical
1	2450.4400	99.13	-2.53	96.60	---	---	Average	Vertical
2	2483.5000	54.40	-2.35	52.05	54.00	-1.95	Average	Vertical



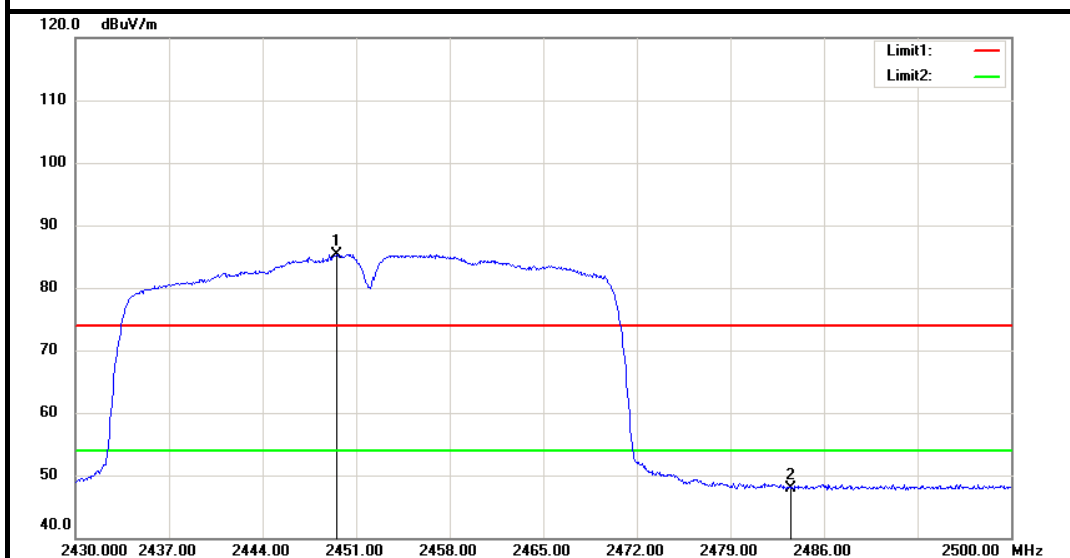
Detector mode: Peak

Polarity: Horizontal



Detector mode: Average

Polarity: Horizontal



No.	Frequency (MHz)	Reading (dB)	Factor (dB/m)	Result (dB/m)	Limit (dB/m)	Margin (dB)	Remark	Antenna Polar
1	2454.3600	101.35	-2.51	98.84	---	---	Peak	Horizontal
2	2483.5000	63.03	-2.35	60.68	74.00	-13.32	Peak	Horizontal
1	2449.5300	87.85	-2.54	85.31	---	---	Average	Horizontal
2	2483.5000	50.31	-2.35	47.96	54.00	-6.04	Average	Horizontal



7.7. PEAK POWER SPECTRAL DENSITY MEASUREMENT

7.7.1. LIMITS

According to §15.247(e), for digitally modulated systems, the power spectral density conducted from the intentional radiator to the antenna shall not be greater than 8 dBm in any 3 kHz band during any time interval of continuous transmission.

According to §15.247(f), the digital modulation operation of the hybrid system, with the frequency hopping turned off, shall comply with the power density requirements of paragraph (d) of this section.

7.7.2. TEST INSTRUMENTS

Name of Equipment	Manufacturer	Model	Serial Number	Last Calibration	Calibration Due
Spectrum Analyzer	Agilent	N9010A	MY52221469	02/21/2017	02/20/2018

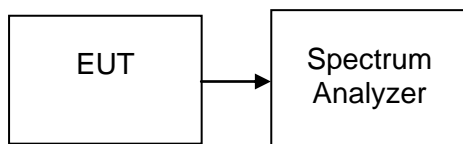
7.7.3. TEST PROCEDURES (please refer to measurement standard)

§15.247(e) specifies a conducted power spectral density (PSD) limit of 8 dBm in any 3 kHz band segment within the fundamental EBW during any time interval of continuous transmission. The same method as used to determine the conducted output power shall be used to determine the power spectral density (i.e., if peak-detected fundamental power was measured then use the peak PSD procedure and if average fundamental power was measured then use the average PSD procedure).

10.2 Method PKPSD (peak PSD)

1. Set analyzer center frequency to DTS channel center frequency.
2. Set the span to 1.5 times the DTS bandwidth.
3. Set the RBW to: $3 \text{ kHz} \leq \text{RBW} \leq 100 \text{ kHz}$.
4. Set the VBW $\geq 3 \times \text{RBW}$.
5. Detector = peak.
6. Sweep time = auto couple.
7. Trace mode = max hold.
8. Allow trace to fully stabilize.
9. Use the peak marker function to determine the maximum amplitude level within the RBW.
10. If measured value exceeds limit, reduce RBW (no less than 3 kHz) and repeat.

7.7.4. TEST SETUP



**7.7.5. TEST RESULTS***No non-compliance noted***Test Data****Test mode: IEEE 802.11b**

Channel	Frequency (MHz)	PPSD (dBm)				Limit (dBm)	Test Result
		Antenna 0	Antenna 1	Antenna 2	Antenna 3		
Low	2412	-4.631	-7.099	-3.940	-6.514	8	PASS
Mid	2437	-7.238	-7.316	-9.630	-7.659		PASS
High	2462	-7.501	-6.504	-7.943	-6.763		PASS

Test mode: IEEE 802.11g

Channel	Frequency (MHz)	PPSD (dBm)				Limit (dBm)	Test Result
		Antenna 0	Antenna 1	Antenna 2	Antenna 3		
Low	2412	-12.299	-11.964	-12.332	-12.374	8	PASS
Mid	2437	-10.982	-10.015	-10.386	-11.324		PASS
High	2462	-10.129	-9.945	-10.966	-10.231		PASS

Test mode: IEEE 802.11n HT20 MHz (Combine with Antenna 0 and Antenna 1 and Antenna 2 and Antenna 3)

Channel	Frequency (MHz)	PPSD (dBm)					Limit (dBm)	Test Result
		Antenna 0	Antenna 1	Antenna 2	Antenna 3	Total		
Low	2412	-18.718	-18.681	-19.910	-19.402	-13.128	1.98	PASS
Mid	2437	-11.484	-11.212	-11.378	-11.348	-5.334		PASS
High	2462	-19.517	-19.263	-18.406	-20.401	-13.318		PASS

Test mode: IEEE 802.11n HT40 MHz (Combine with Antenna 0 and Antenna 1 and Antenna 2 and Antenna 3)

Channel	Frequency (MHz)	PPSD (dBm)					Limit (dBm)	Test Result
		Antenna 0	Antenna 1	Antenna 2	Antenna 3	Total		
Low	2422	-14.003	-12.054	-15.168	-14.407	-7.727	1.98	PASS
Mid	2437	-14.025	-13.666	-14.496	-13.999	-8.016		PASS
High	2452	-13.823	-14.929	-13.689	-15.470	-8.394		PASS

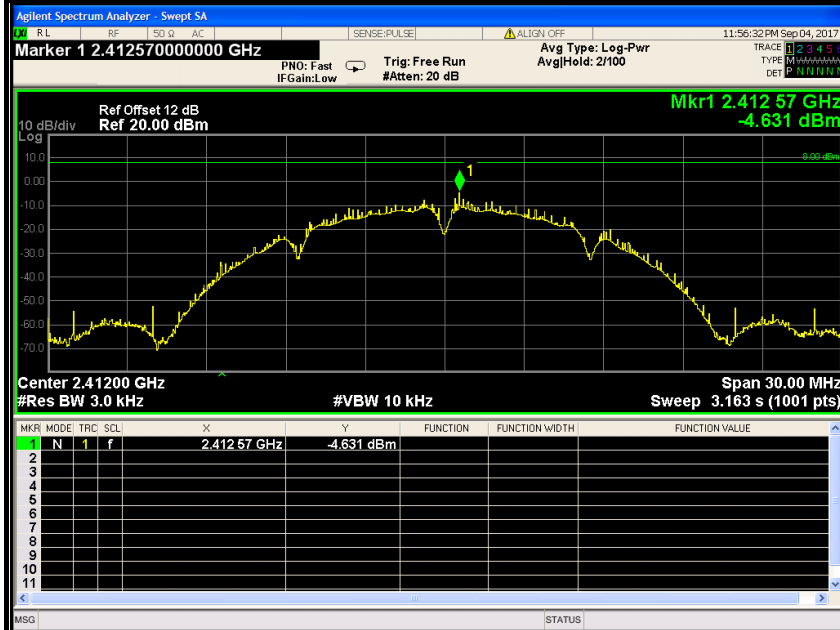


Test Plot

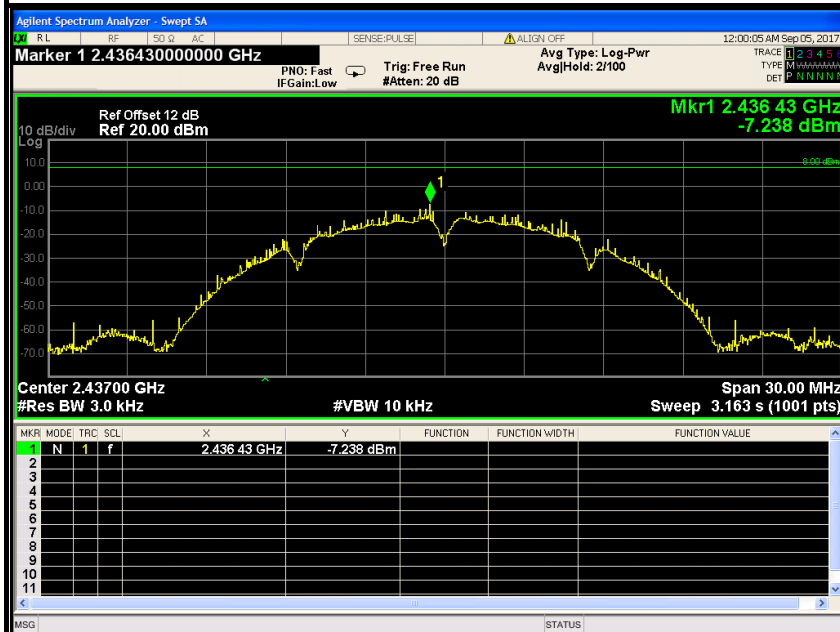
Antenna 0

IEEE 802.11b mode

PPSD (CH Low)

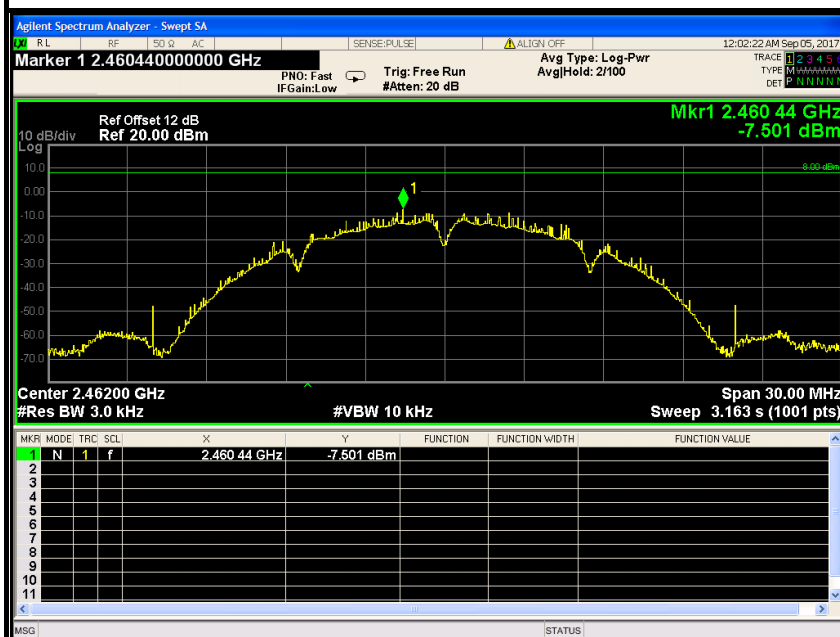


PPSD (CH Mid)



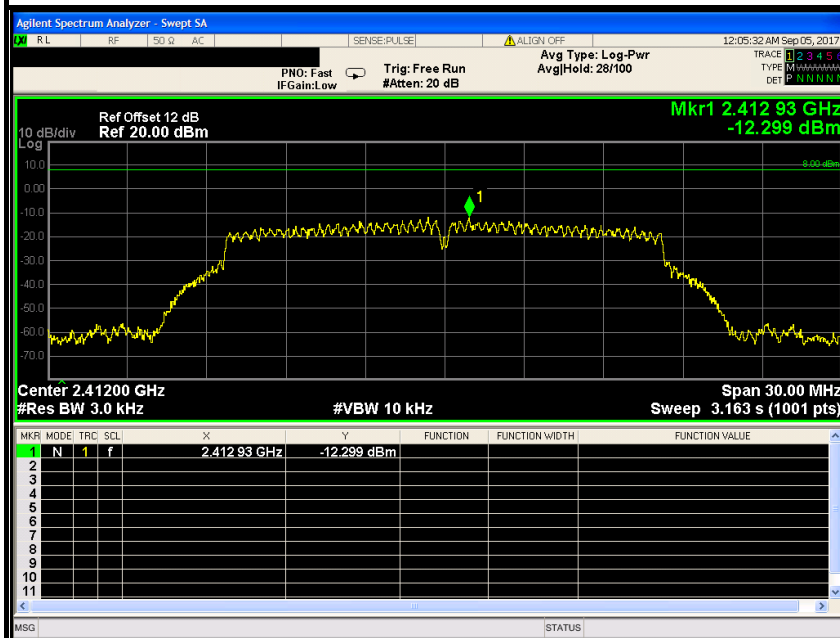


PPSD (CH High)



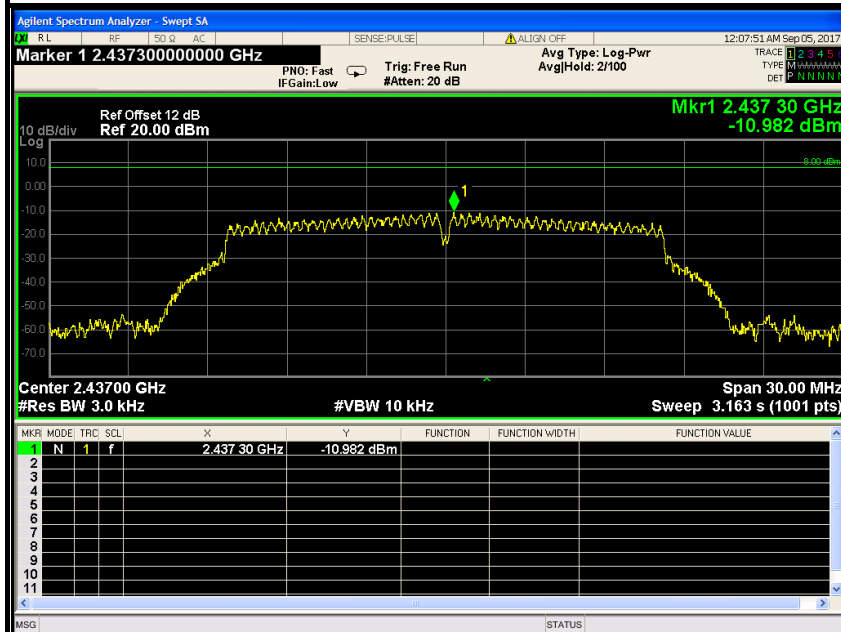
IEEE 802.11g mode

PPSD (CH Low)

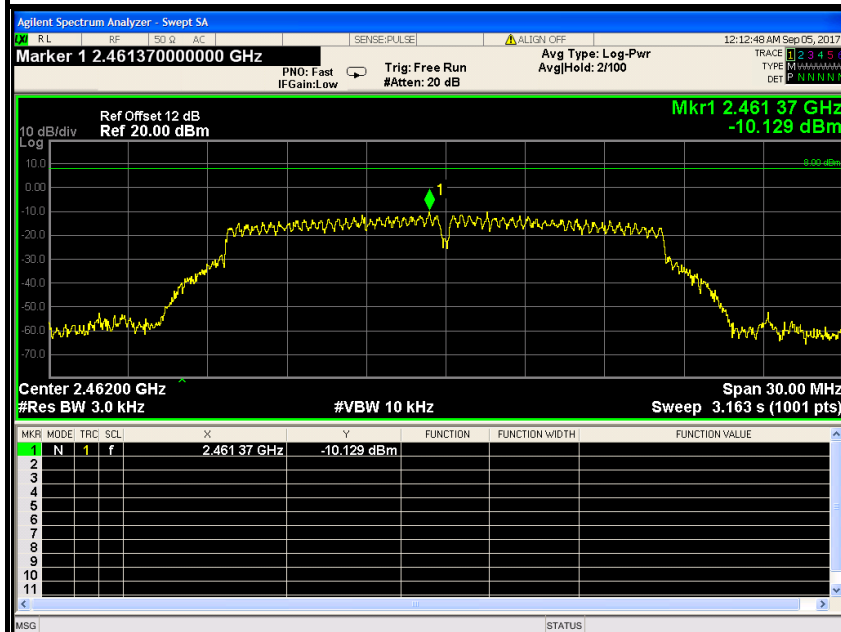




PPSD (CH Mid)



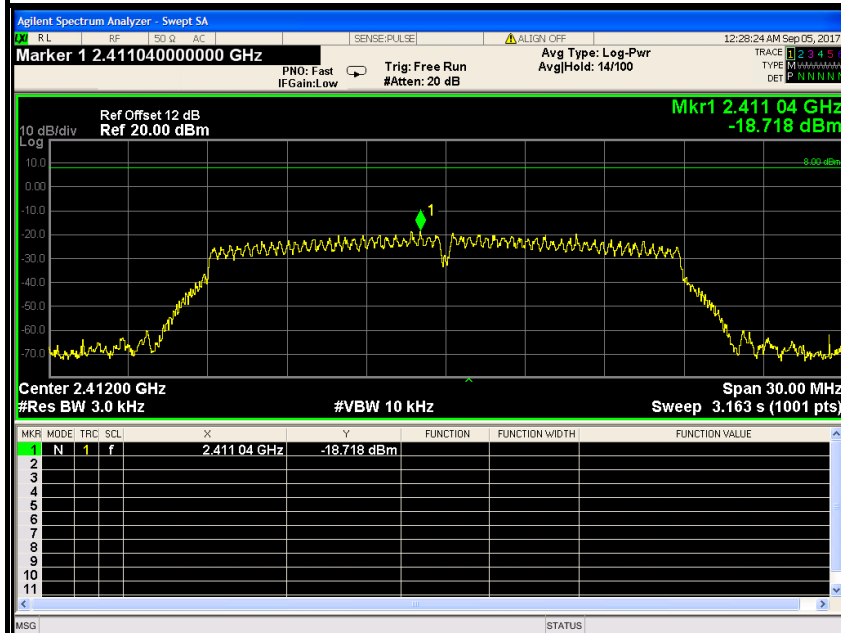
PPSD (CH High)



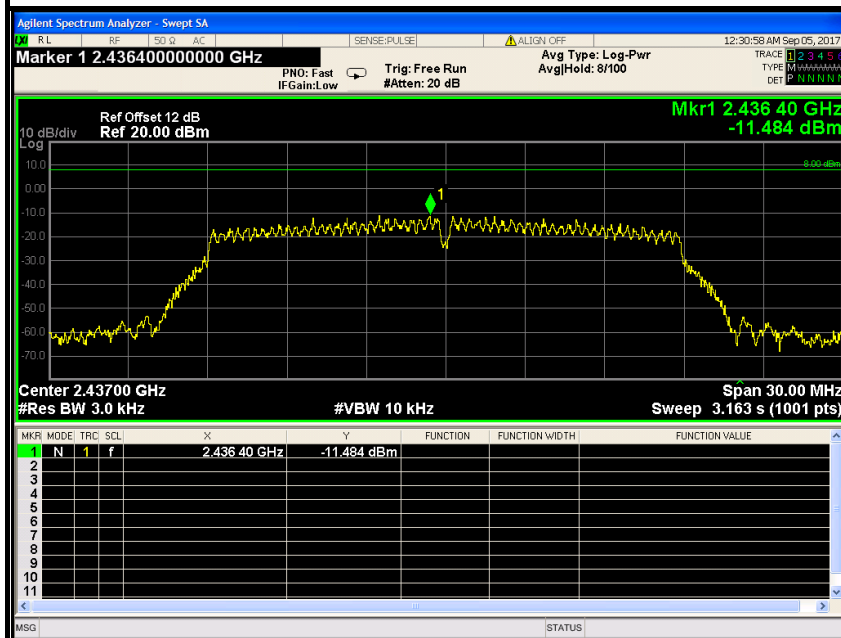


IEEE 802.11n HT20 MHz mode

PPSD (CH Low)

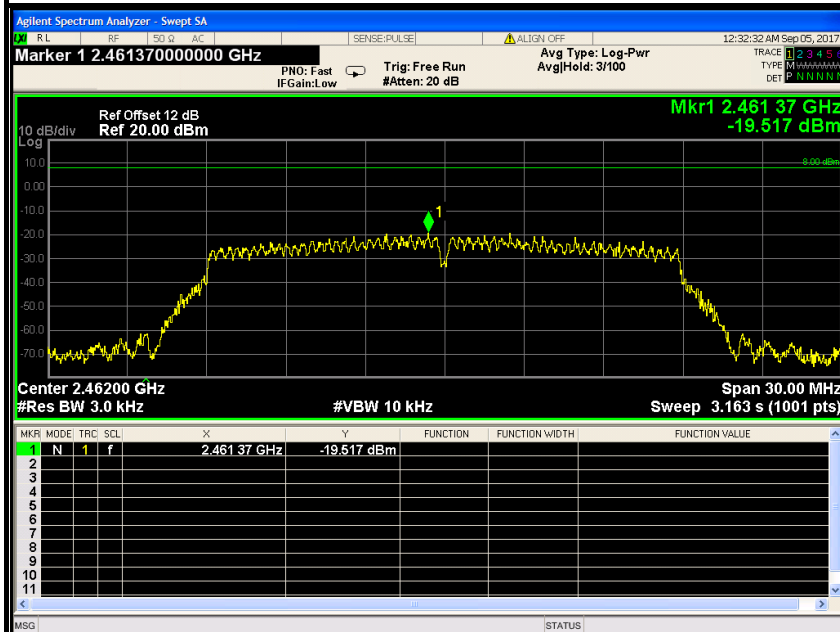


PPSD (CH Mid)



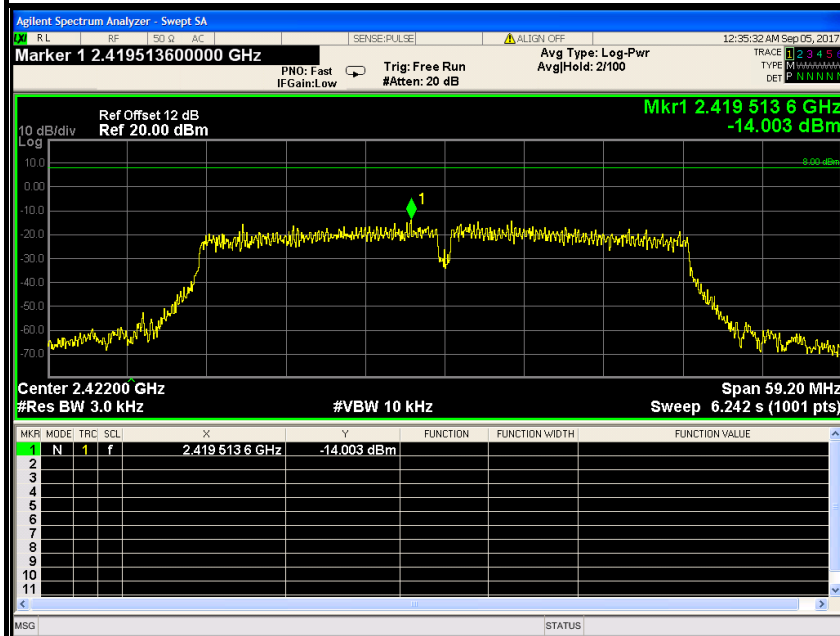


PPSD (CH High)



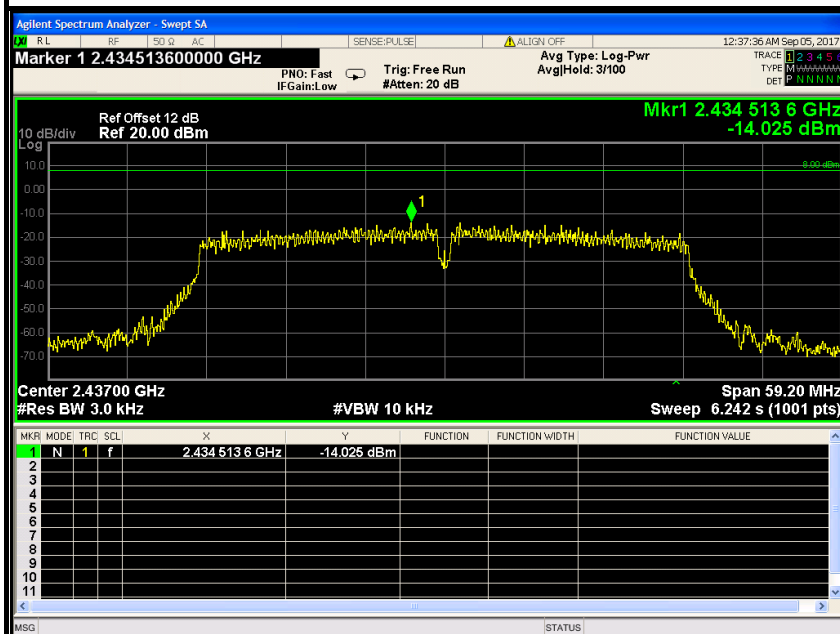
IEEE 802.11n HT40 MHz mode

PPSD (CH Low)

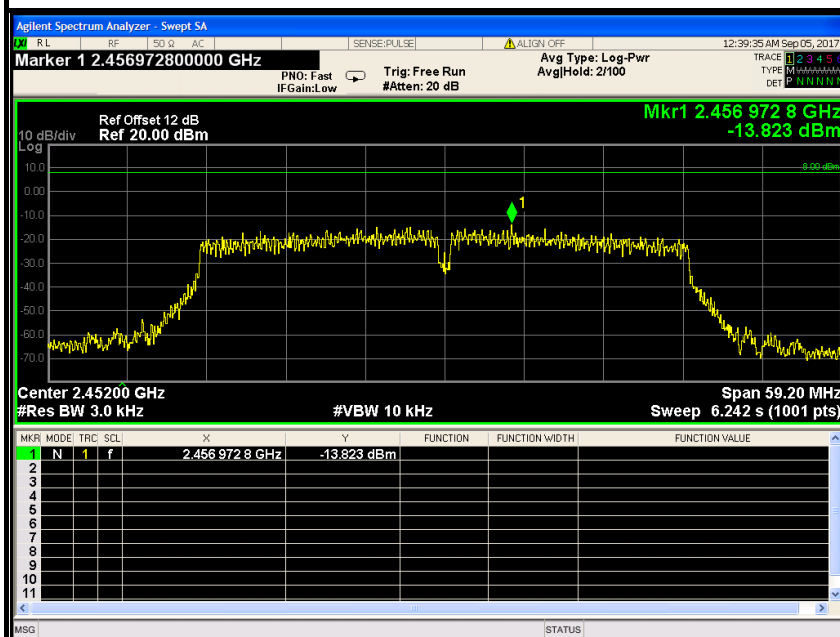




PPSD (CH Mid)



PPSD (CH High)

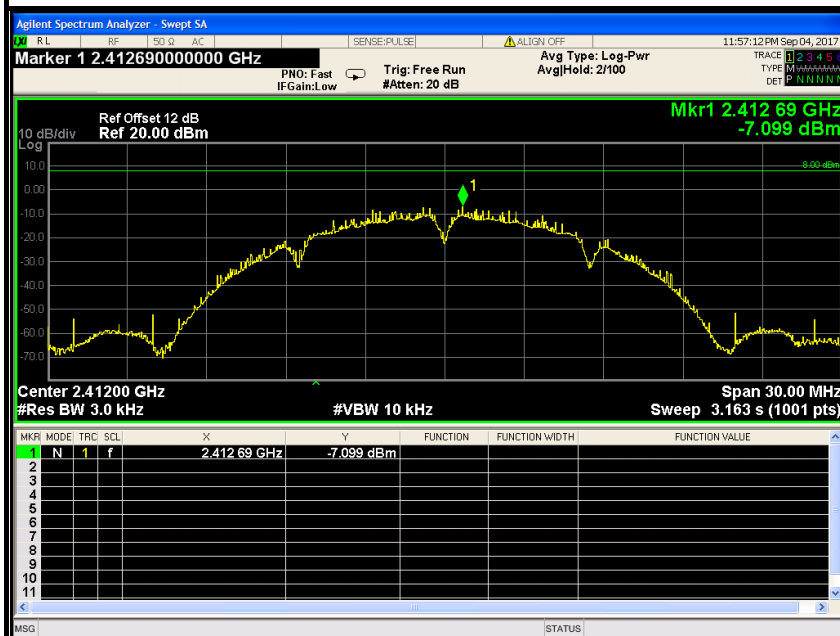




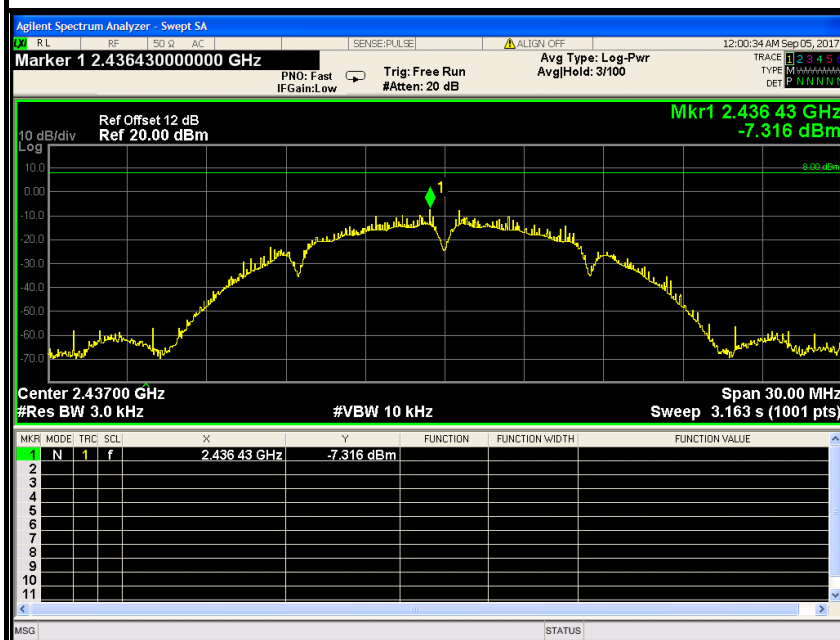
Antenna 1

IEEE 802.11b mode

PPSD (CH Low)

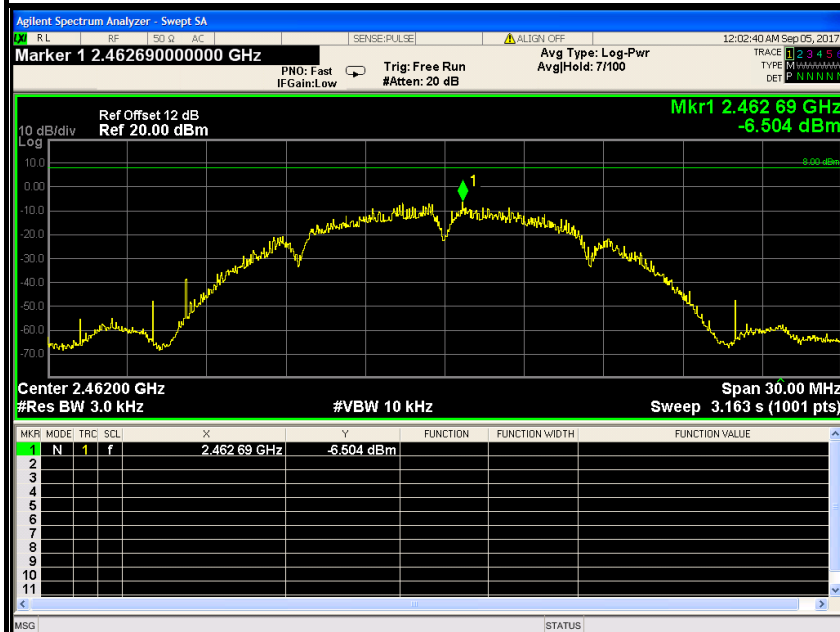


PPSD (CH Mid)



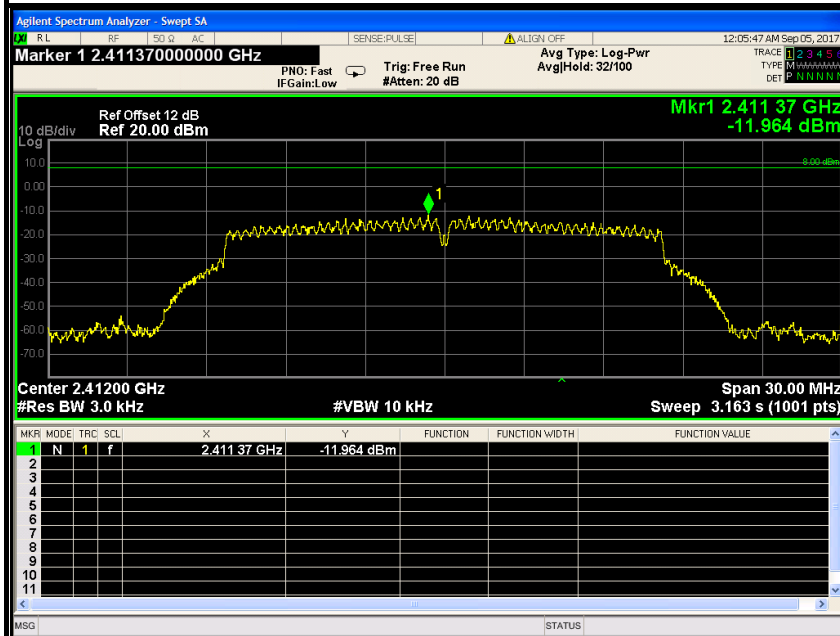


PPSD (CH High)



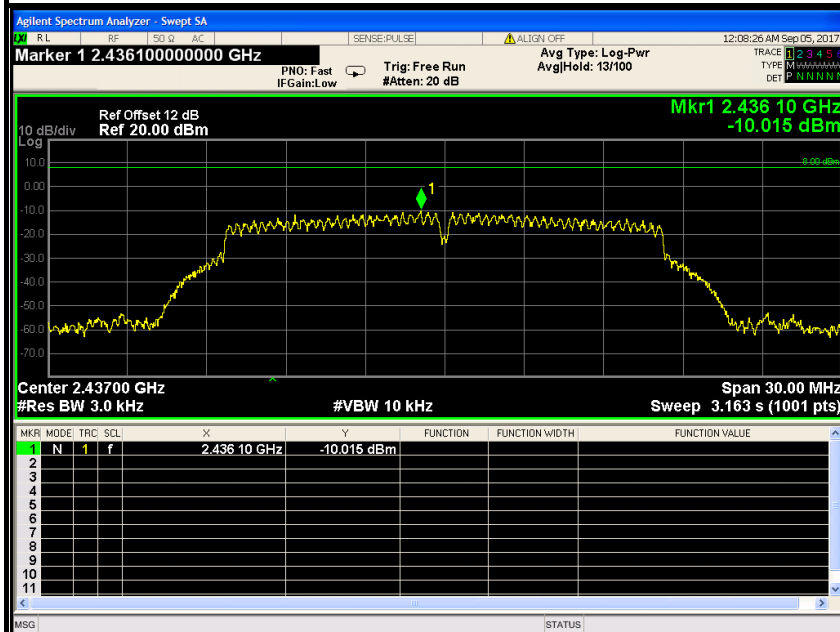
IEEE 802.11g mode

PPSD (CH Low)

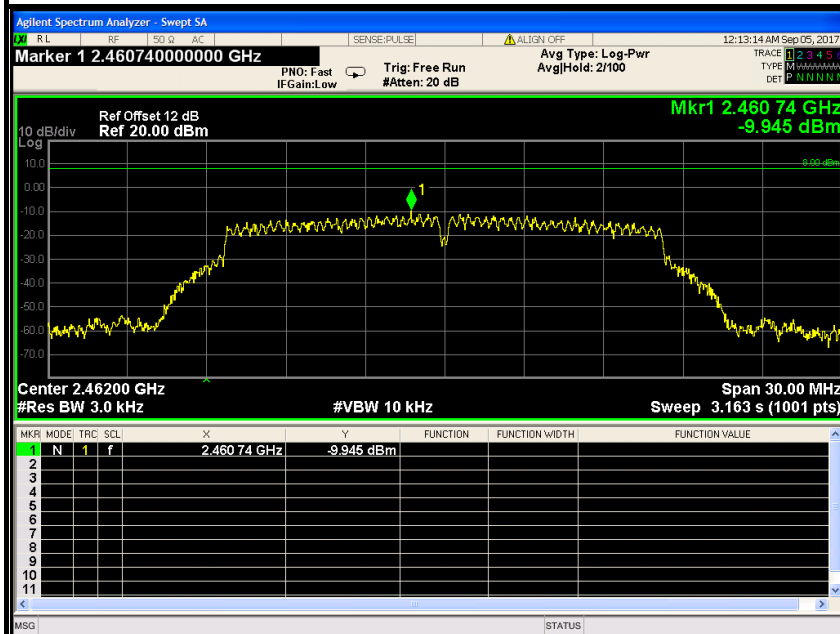




PPSD (CH Mid)



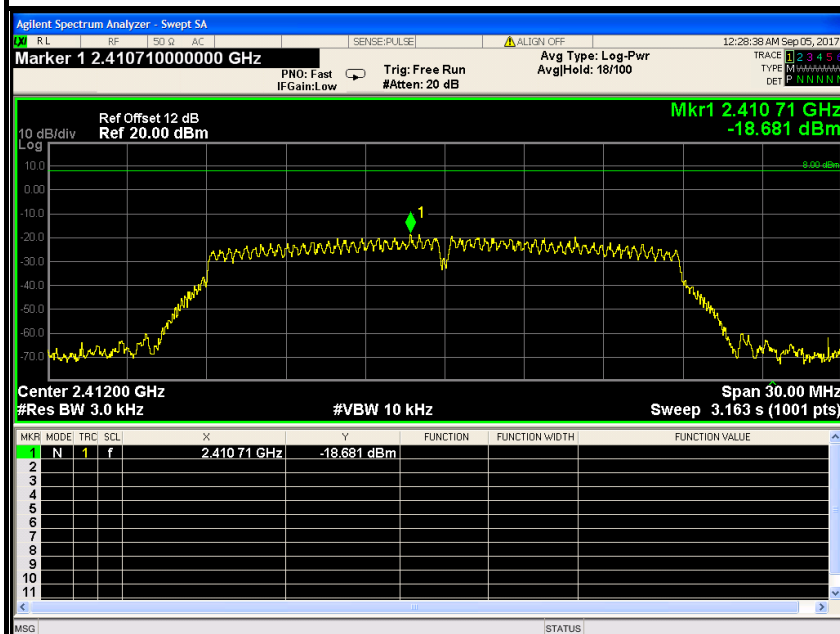
PPSD (CH High)



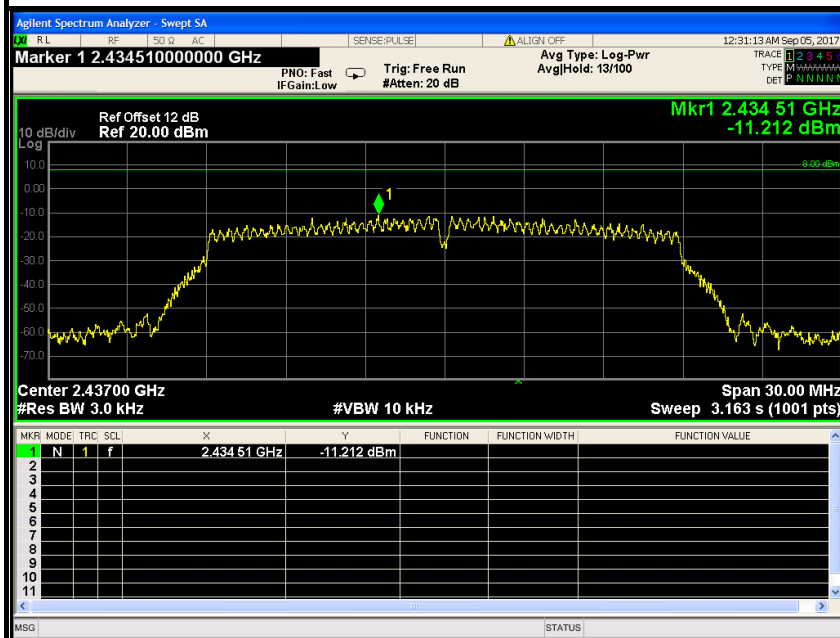


IEEE 802.11n HT20 MHz mode

PPSD (CH Low)

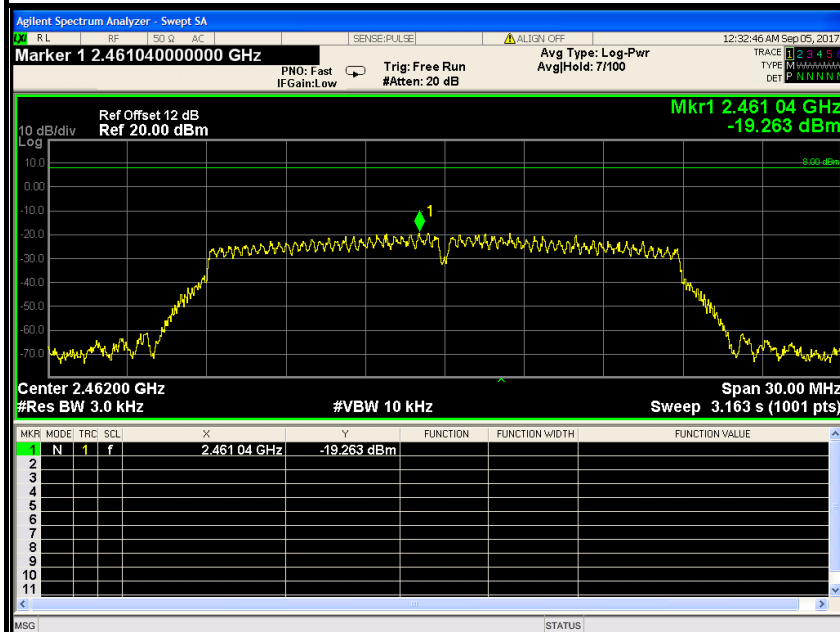


PPSD (CH Mid)



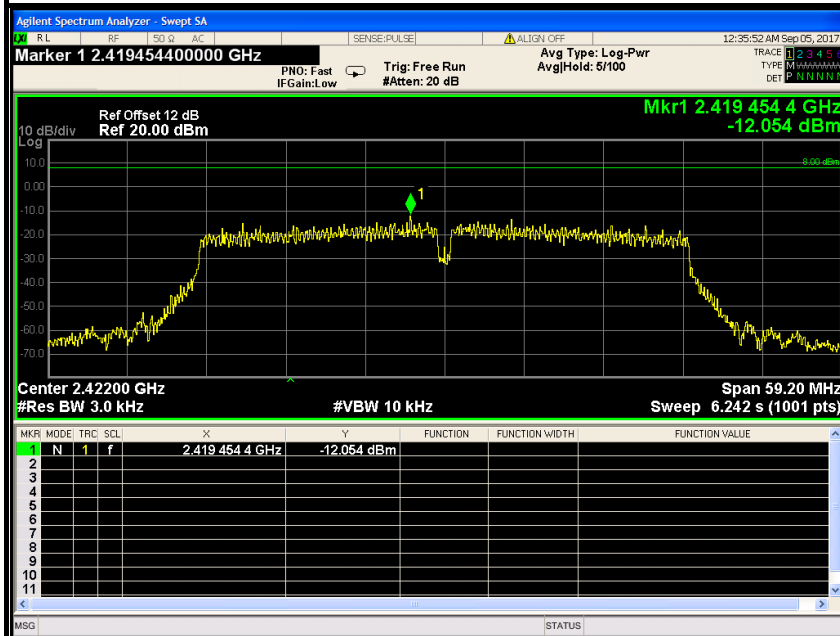


PPSD (CH High)



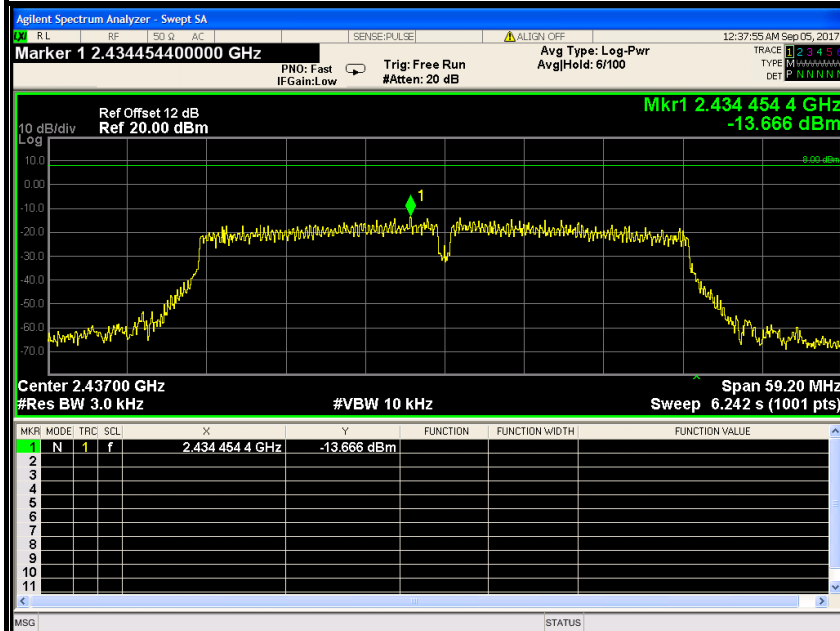
IEEE 802.11n HT40 MHz mode

PPSD (CH Low)

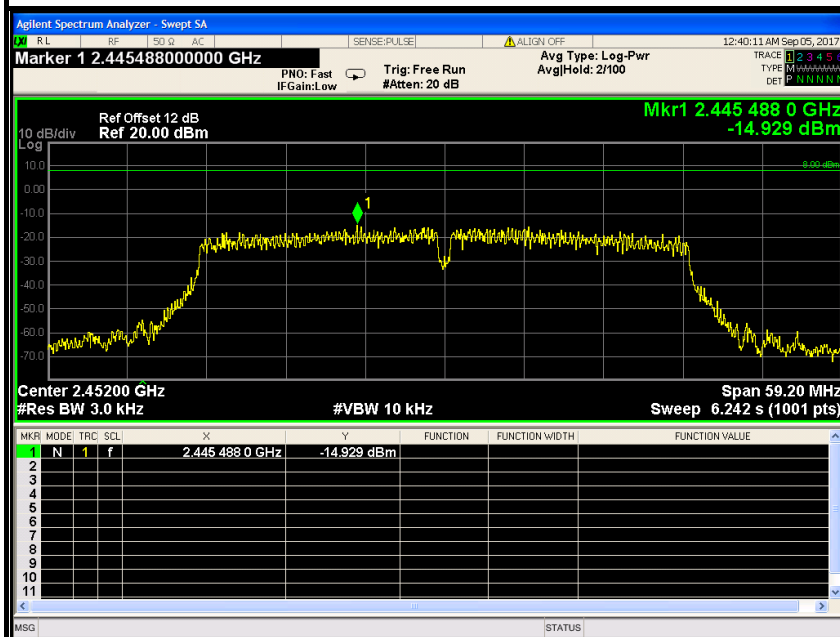




PPSD (CH Mid)



PPSD (CH High)

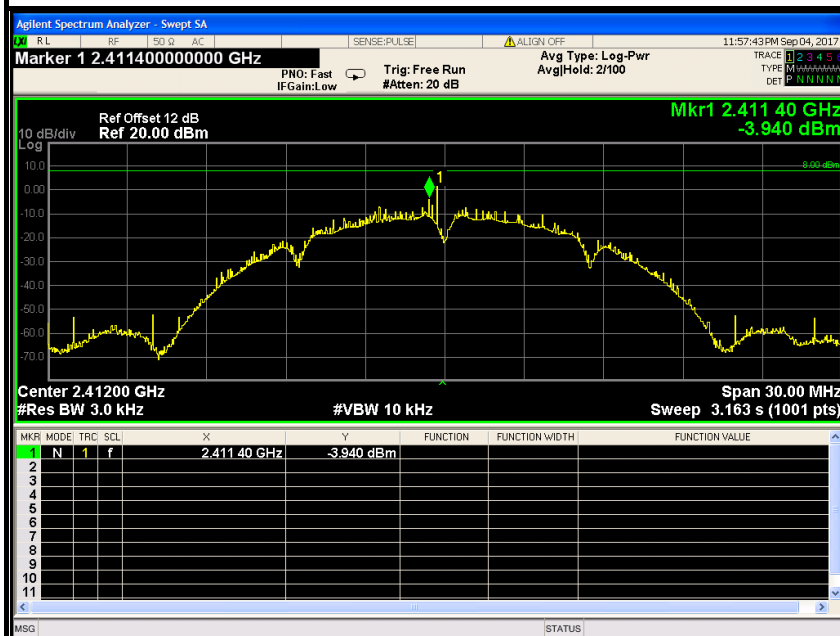




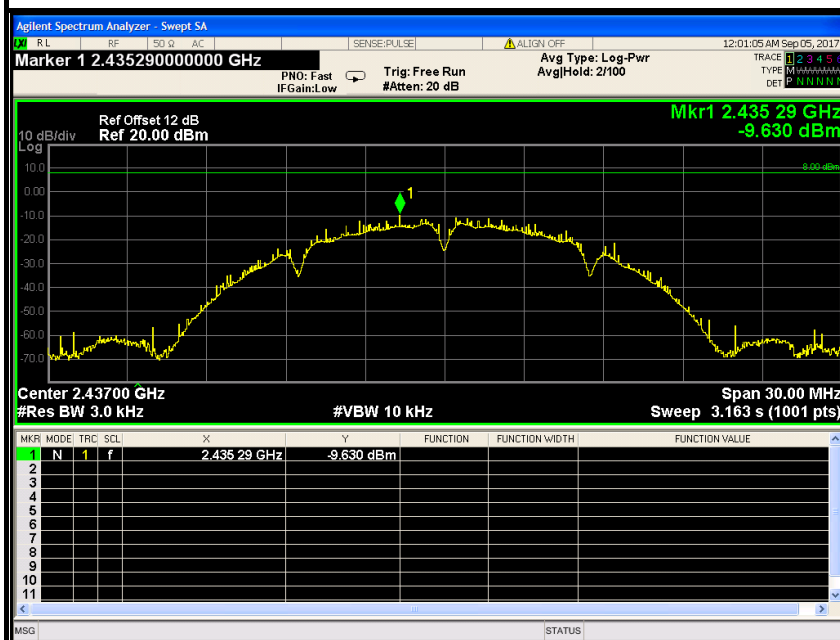
Antenna 2

IEEE 802.11b mode

PPSD (CH Low)

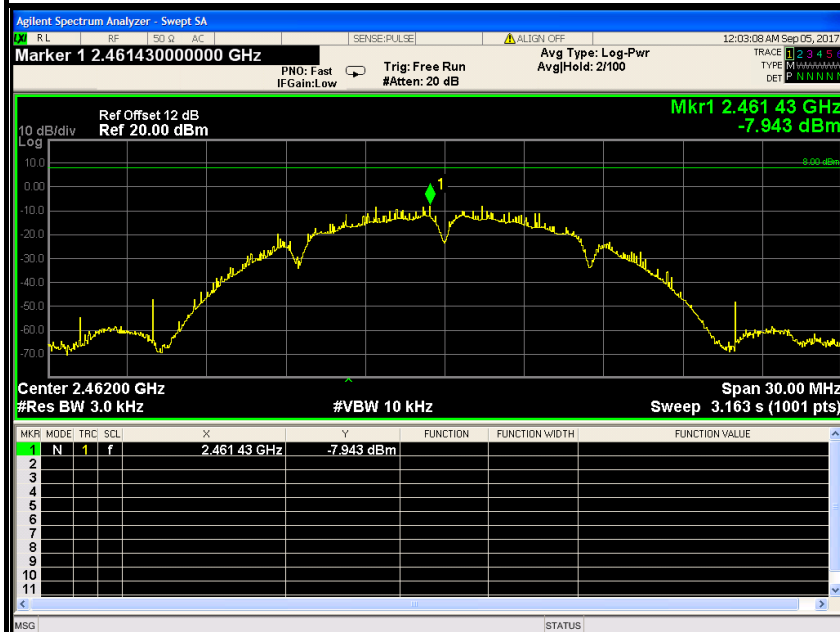


PPSD (CH Mid)



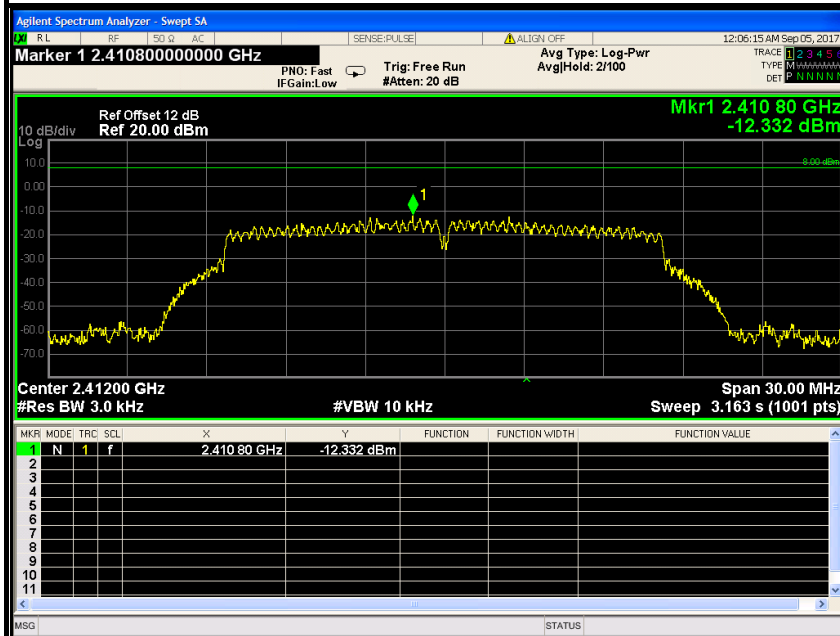


PPSD (CH High)



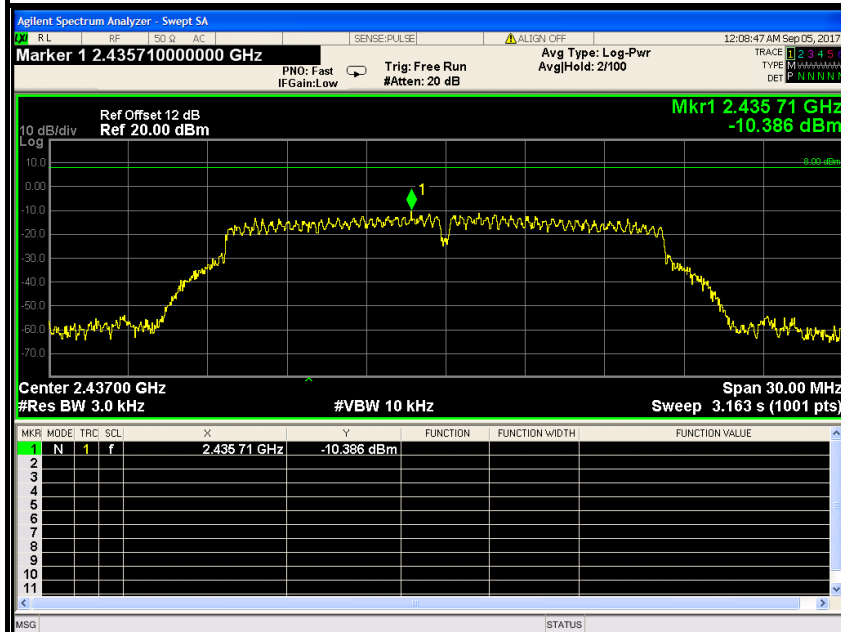
IEEE 802.11g mode

PPSD (CH Low)

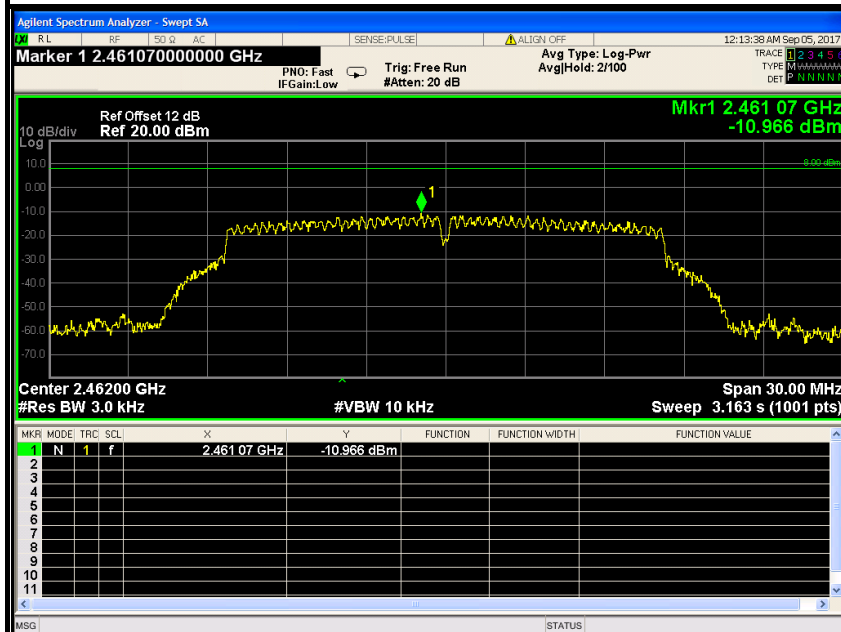




PPSD (CH Mid)



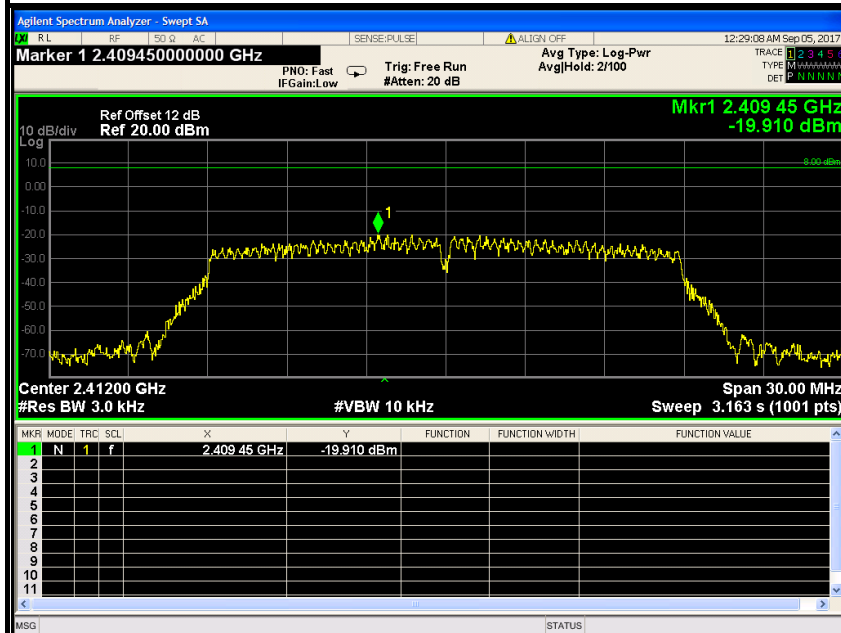
PPSD (CH High)



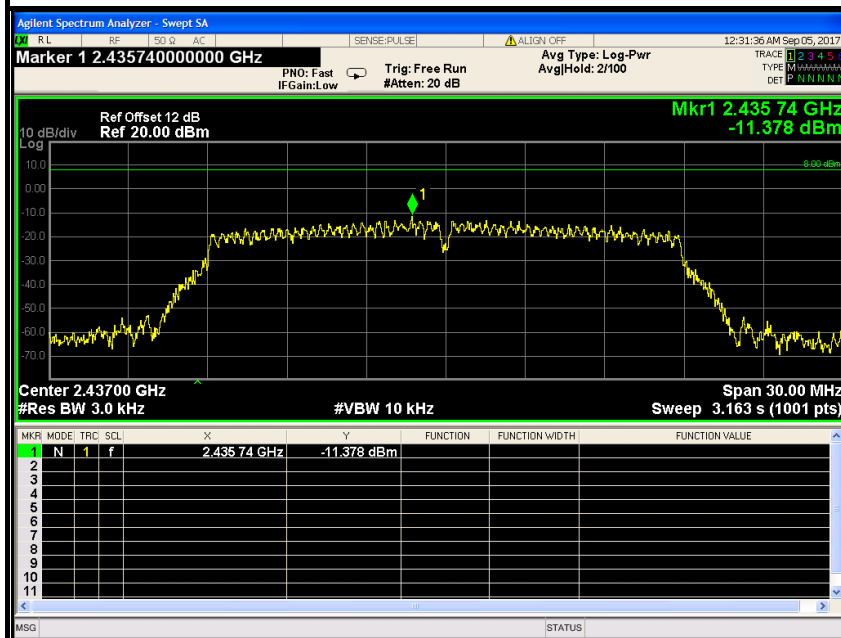


IEEE 802.11n HT20 MHz mode

PPSD (CH Low)

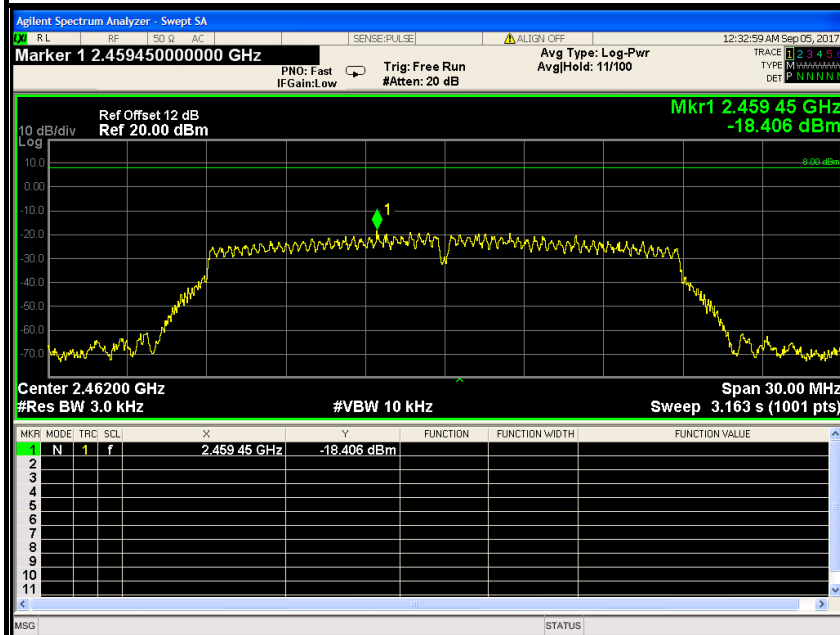


PPSD (CH Mid)



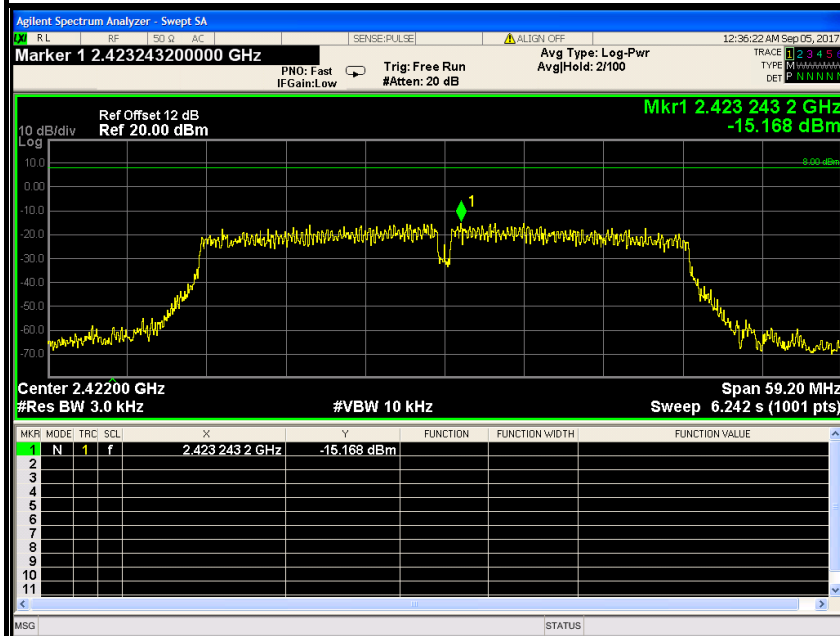


PPSD (CH High)



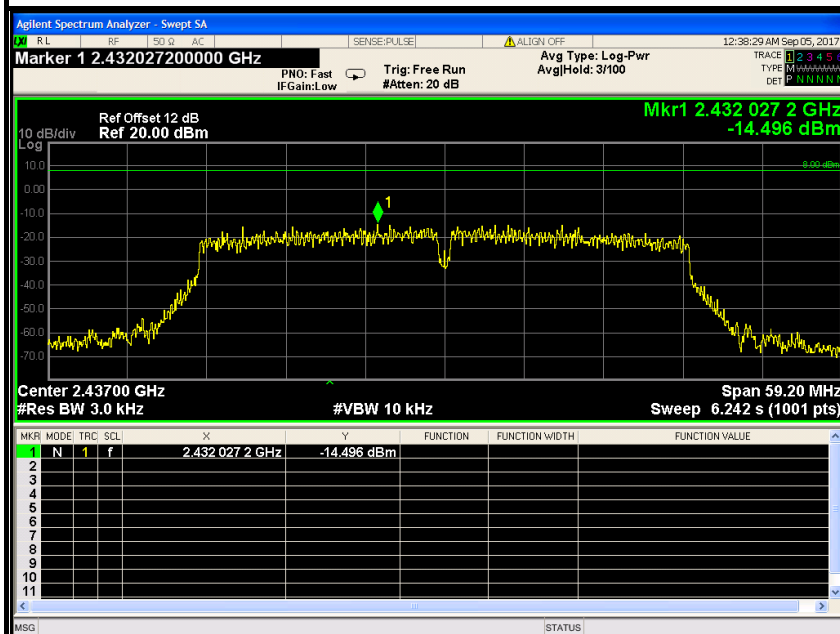
IEEE 802.11n HT40 MHz mode

PPSD (CH Low)

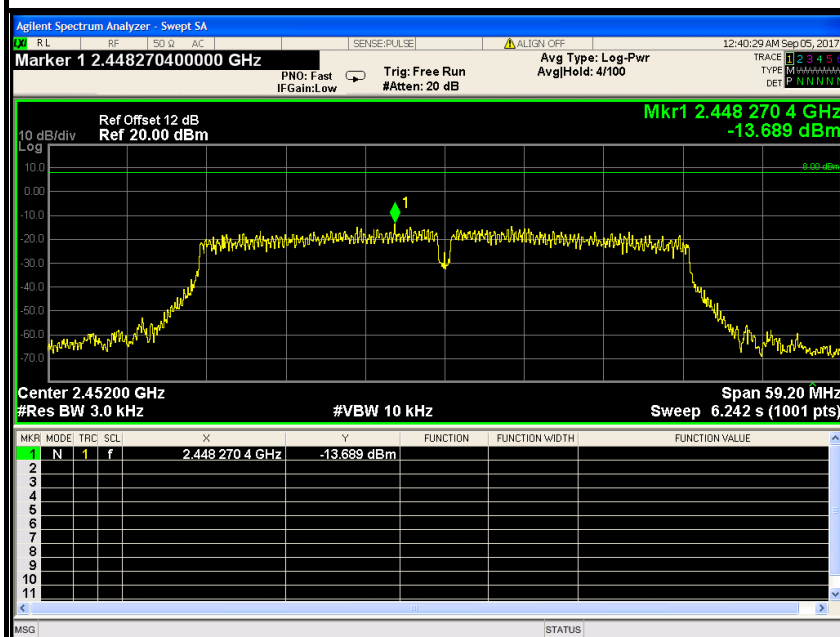




PPSD (CH Mid)



PPSD (CH High)

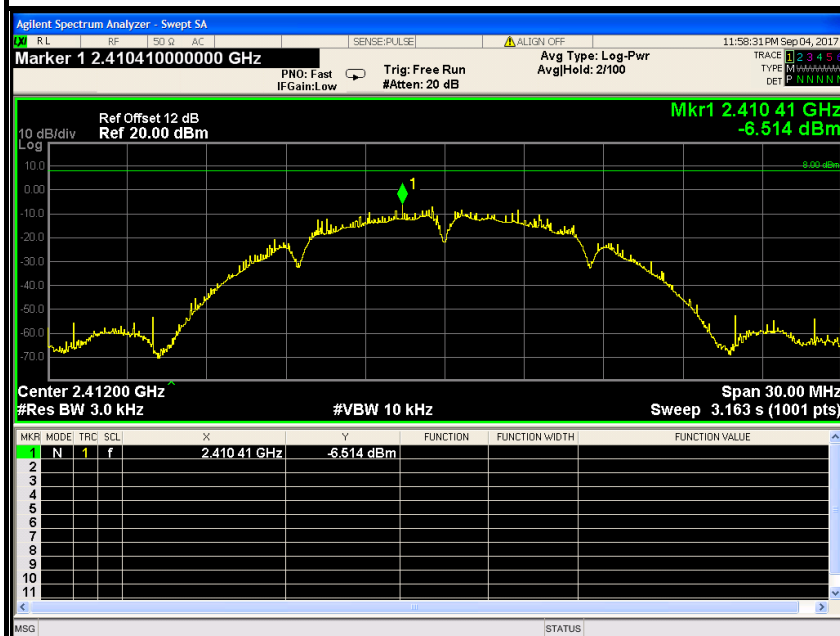




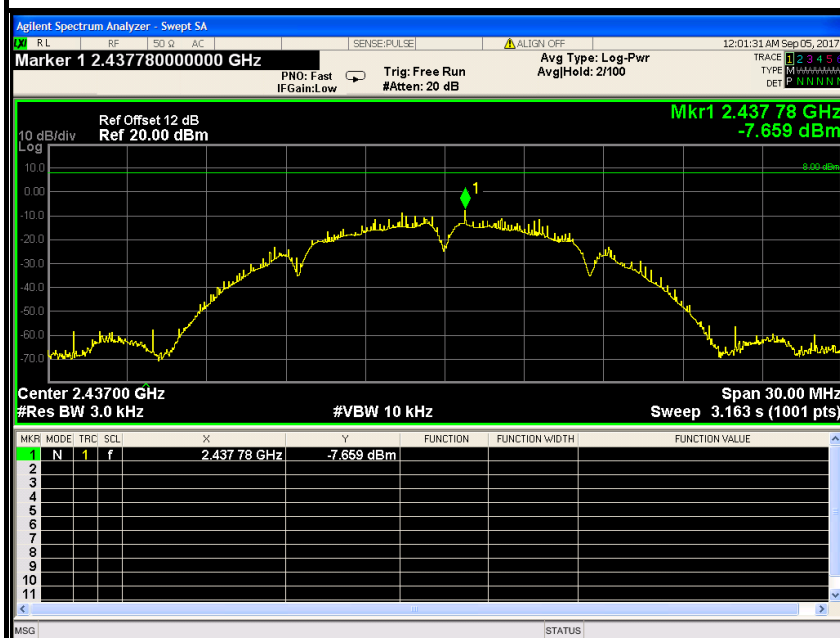
Antenna 3

IEEE 802.11b mode

PPSD (CH Low)

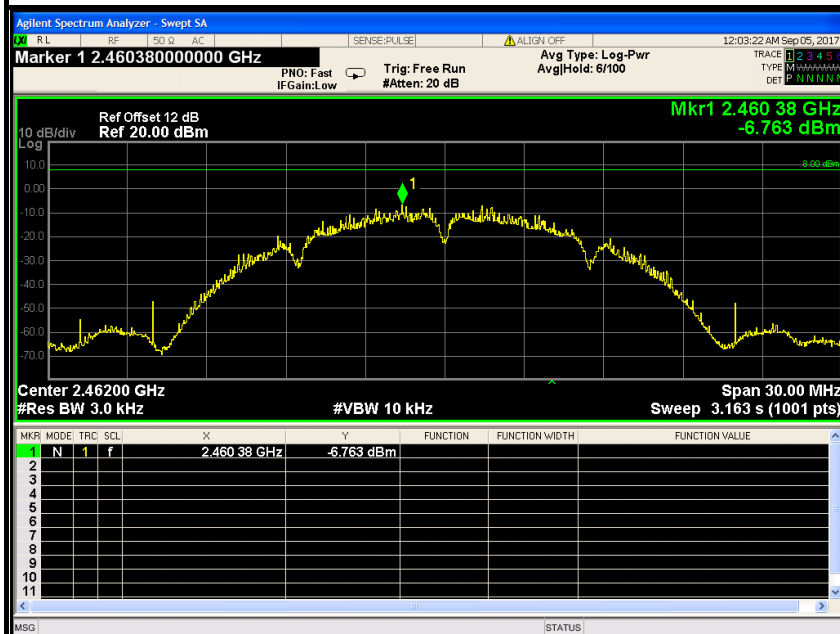


PPSD (CH Mid)



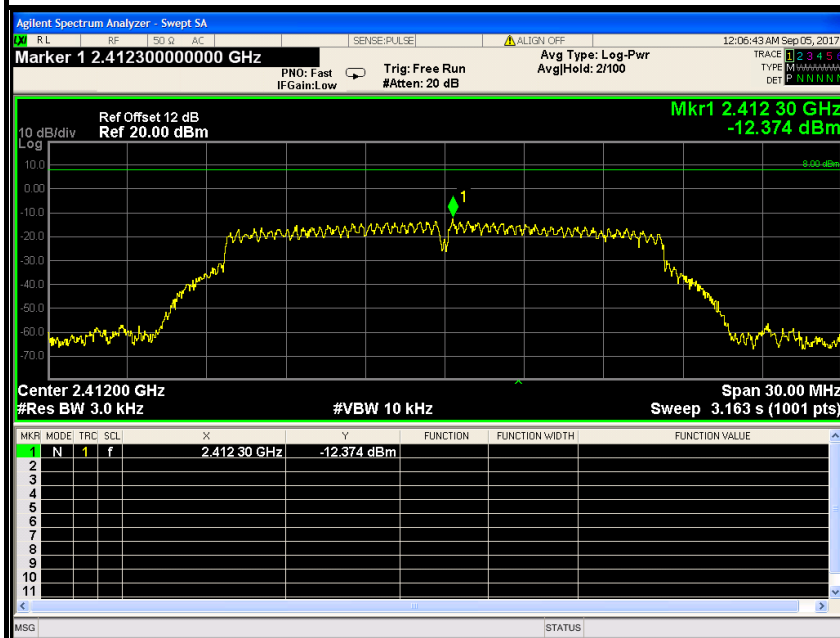


PPSD (CH High)



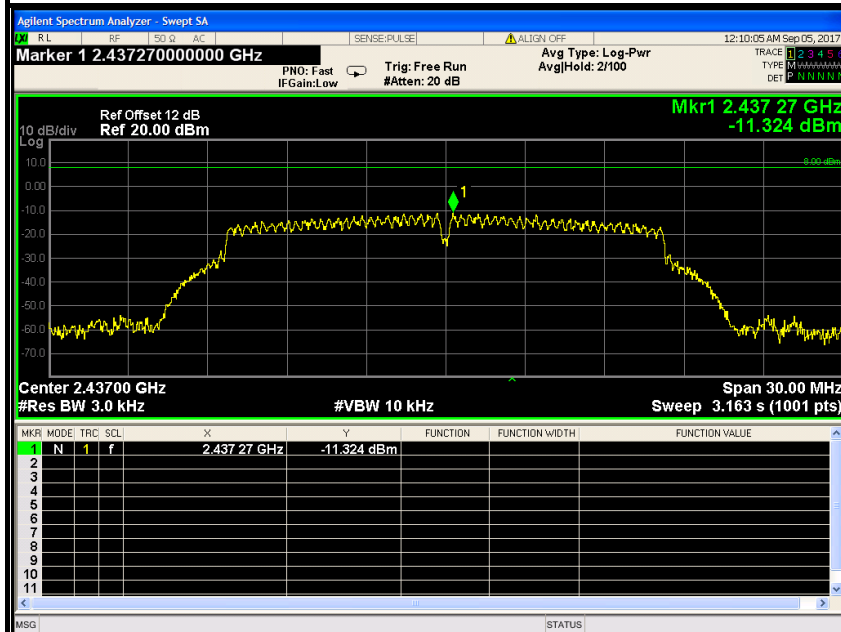
IEEE 802.11g mode

PPSD (CH Low)

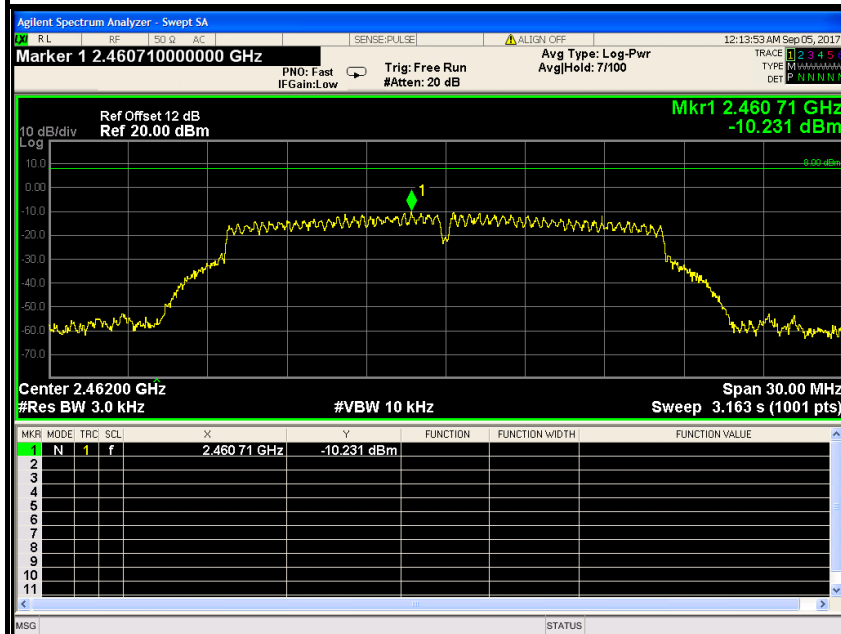




PPSD (CH Mid)



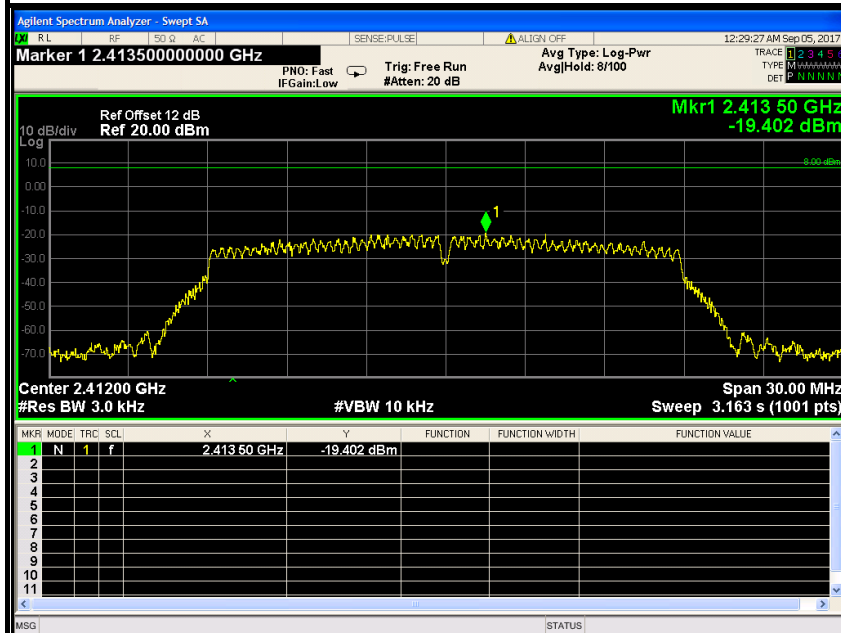
PPSD (CH High)



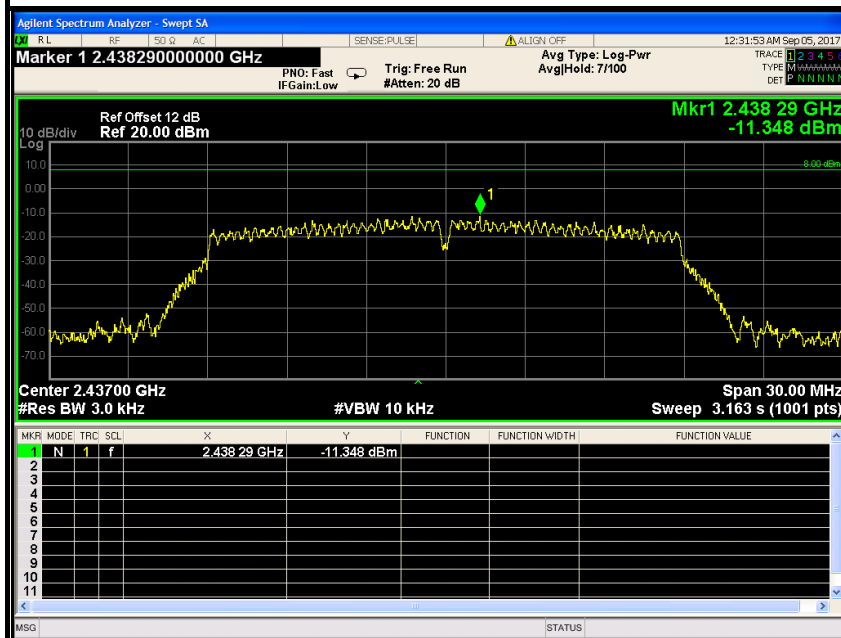


IEEE 802.11n HT20 MHz mode

PPSD (CH Low)

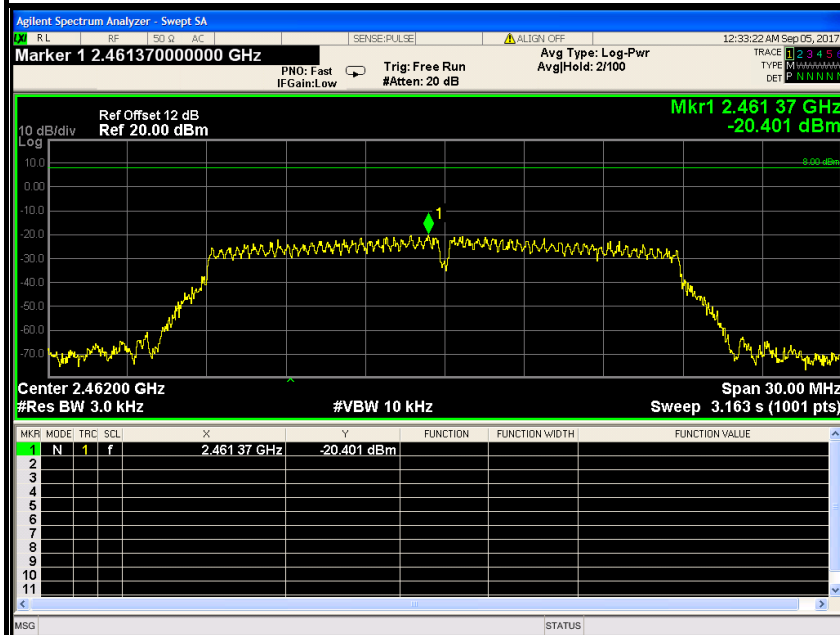


PPSD (CH Mid)



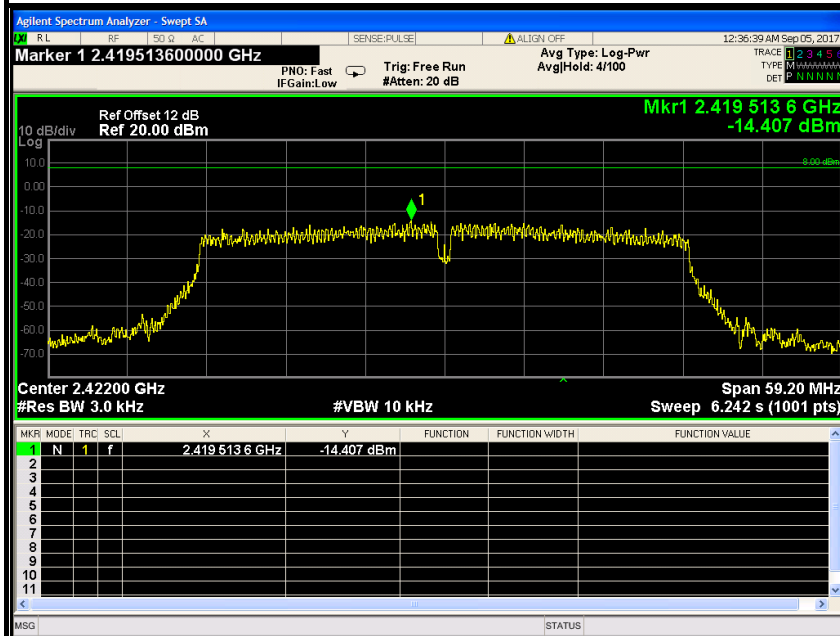


PPSD (CH High)



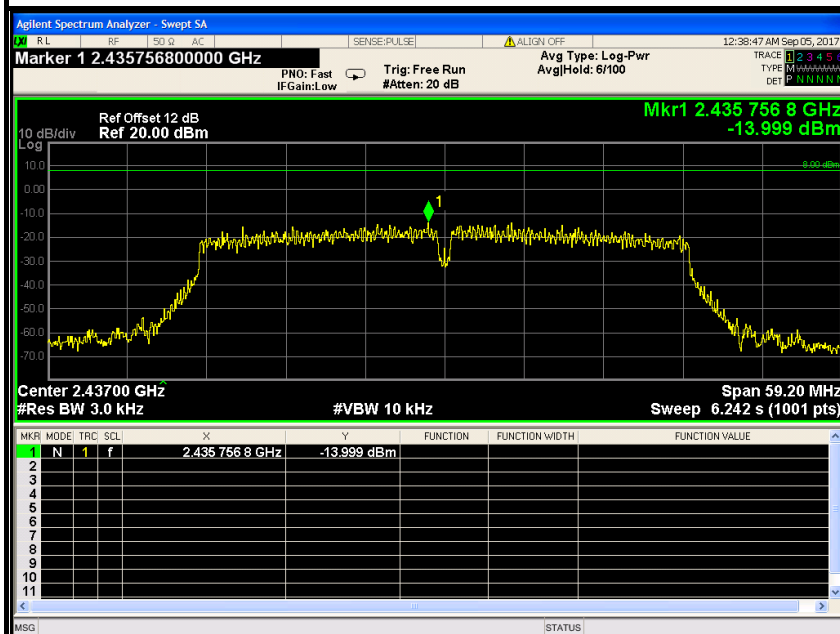
IEEE 802.11n HT40 MHz mode

PPSD (CH Low)





PPSD (CH Mid)



PPSD (CH High)

