

Figure 9
The EUT-Inside View




Figure 10
PCB of the EUT-Front View




Figure 11
PCB of the EUT-Back View





Figure 12
PCB of the EUT-Front View



Antenna

Figure 13
PCB of the EUT-Back View

