





EMI Radiated - Front (30 to 1000 MHz)



EMI Radiated - Rear (30 to 1000 MHz)




EMI Radiated – 1 to 6 GHz



EMI Radiated – 6 to 10 GHz

MN:Drive Unit Slow Radio



EMI Conducted - Rear (0.15 to 30 MHz)



EMI Conducted - Front (0.15 to 30 MHz)