
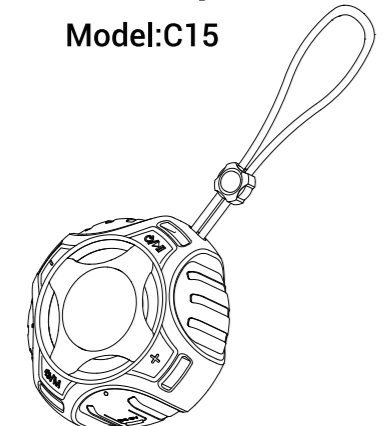
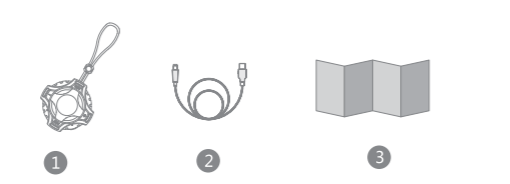
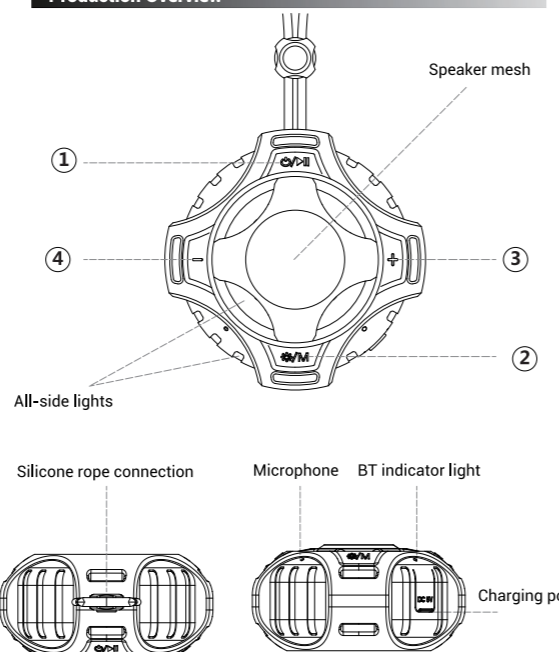
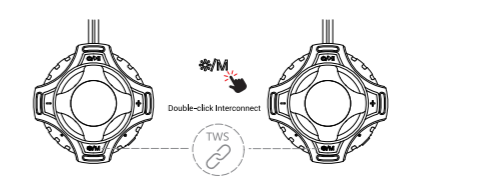


料号：431-0C1514-511
版本：V1.5
时间：20250512
尺寸：80*100mm 风琴折 157铜版纸 彩色印刷

<div>  <h1>Wireless Speaker</h1> <h2>IPX7 Waterproof</h2> <h3>Model:C15</h3>  </div>	<div> <h3>Precautions</h3> <ol style="list-style-type: none"> Please read the user manual carefully before using the product. If there is a slight heat during the charging and normal use of the product, it is a normal phenomenon. This product supports IPX7 waterproof grade (Applicable to the bathroom, rainy days and other wet environment for use.)  <h3>Package Contains</h3> <table> <tr> <td>1.The C15 Wireless Waterproof Speaker</td> <td>X1</td> </tr> <tr> <td>2.TYPE-C charging cable</td> <td>X1</td> </tr> <tr> <td>3.instructions</td> <td>X1</td> </tr> </table> </div>	1.The C15 Wireless Waterproof Speaker	X1	2.TYPE-C charging cable	X1	3.instructions	X1	<div> <h3>Production Overview</h3>  </div>	<div> <h3>Functions</h3> <table> <tr> <th>No.</th> <th>Key</th> <th>Function</th> </tr> <tr> <td>①</td> <td></td> <td>Long press for 2 seconds : turn on ,turn off Click: Pause/Play Answer or end the call Double-click: Disconnect the Bluetooth Reject the coming calls Long press for 8 seconds: the sound system is reset</td> </tr> <tr> <td>②</td> <td></td> <td>Short press: Switch the lantern mode (four modes) Long press for 2 seconds: Turn the lights on /off Double click: initiate/disconnect TWS</td> </tr> <tr> <td>③</td> <td></td> <td>Short press: volume+ Long press for 2 seconds: the next song</td> </tr> <tr> <td>④</td> <td></td> <td>Short press: volume- Long press for 2 seconds: the previous song</td> </tr> </table> </div>	No.	Key	Function	①		Long press for 2 seconds : turn on ,turn off Click: Pause/Play Answer or end the call Double-click: Disconnect the Bluetooth Reject the coming calls Long press for 8 seconds: the sound system is reset	②		Short press: Switch the lantern mode (four modes) Long press for 2 seconds: Turn the lights on /off Double click: initiate/disconnect TWS	③		Short press: volume+ Long press for 2 seconds: the next song	④		Short press: volume- Long press for 2 seconds: the previous song	<div> <h3>Functions</h3> <h4>Bluetooth mode</h4> <ul style="list-style-type: none"> On/off: long press the " " button for 2 seconds to start up,there is a boot prompt sound.Press the " " button again for 2 seconds to turn off, also a prompt sound. Bluetooth pairing/connection: after the first boot,the speaker enters the Bluetooth pairing state.blue LED light Flash quickly, find the device name "C15" on the mobile phone, click to connect, the connection is successful. There will be a beep and the blue LED light will be on. Play /pause: blue light flash slowly (every 3 seconds) , short press " "button, music pause,blue light stays on. Short press the " " button again to resume playback,the blue light resumes slowly flash. Bluetooth's disconnection: In the state of Bluetooth connection, double-click the " " button to disconnect the current connection, there is a prompt sound, blue light flashes quickly, the pairing state is re-entered. Volume /up and down track control: when playing music, short press the " " button to increase the volume.Short press the " " button to decrease the volume.Long press " " button to switch to the next song, Long press " " button to switch to the previous song. </div>	<div> <h3>Functions</h3> <ul style="list-style-type: none"> Hands-free answer / hang up / reject: When the call status, short press the " " button to answer the call, double-click the " " button to reject, There are "didi" call ringing, and the IOS system ringtone is synchronized. Charging: 1: Use the charging cable attached to the product to connect the speaker to the recommended USB 5V Adapter, to charge the speaker, the red light is on. When fully charged, the red light goes off. 2: Automatic shutdown: The product will automatically shut down in 10 minutes if there is no pairing connection status. 3: Low power prompt: When the power of the speaker is lower than 10%, the speaker enters the low power alarm state.An alarm will be sent out in about 30 seconds, accompanied by a prompt sound, please charge it in time at this time. Clear the pairing list: shutdown state, long press the " " button for more than 5 seconds, disconnect Currently connect and clear the pairing list. Reset: When the product function is abnormal, long press " " button for 8 seconds, the speaker automatically restarts. </div>	<div> <h3>Functions</h3> <h4>TWS Control</h4> <ol style="list-style-type: none"> TWS connection: when the two speakers are powered on, double-click the " " button on any one of the speakers,Enter the TWS teaming state, the blue light of the main machine flashes quickly when the connect is successfully formed, and the blue light of the auxiliary machine is always on. A notification sound for a successful team formation. Press "Bluetooth pairing/ connection" to pair and connect the speakers TWS broadcast.When playing music, the master unit is the left channel, and the auxiliary unit is the right channel. TWS disconnection: TWS state of the speaker, double-click the " " button on any master/auxiliary unit,TWS disconnected. TWS function: TWS status of the speaker, and the key functions of the master/auxiliary machine are synchronized.  </div>	<div> <h3>Functions</h3> <h4>Light mode</h4> <ol style="list-style-type: none"> Turn on the lights by default. Long press the " " button 2S to turn off or turn on the lights again. Four lighting modes of the lights: Short press the " " button to switch the lighting mode. <ul style="list-style-type: none"> ① Monochrome gradient lights ② Monochrome running water lights ③ Color running water lights ④ Music rhythm lights Volume prompt: After the speaker is turned on, press the " " button to adjust the volume, and the light ring will display different colors according to the volume level. </div>																					
1.The C15 Wireless Waterproof Speaker	X1																																																
2.TYPE-C charging cable	X1																																																
3.instructions	X1																																																
No.	Key	Function																																															
①		Long press for 2 seconds : turn on ,turn off Click: Pause/Play Answer or end the call Double-click: Disconnect the Bluetooth Reject the coming calls Long press for 8 seconds: the sound system is reset																																															
②		Short press: Switch the lantern mode (four modes) Long press for 2 seconds: Turn the lights on /off Double click: initiate/disconnect TWS																																															
③		Short press: volume+ Long press for 2 seconds: the next song																																															
④		Short press: volume- Long press for 2 seconds: the previous song																																															
<div> <h3>Indicator Status Description</h3> <h4>LED Indicator</h4> <table> <tr> <th>Status</th> <th>LED Indicator</th> </tr> <tr> <td> Turn on</td> <td> Flash quickly</td> </tr> <tr> <td> Turn off</td> <td> Light off</td> </tr> <tr> <td> search</td> <td> Flash quickly</td> </tr> <tr> <td> connect</td> <td> Always on</td> </tr> <tr> <td> Previous song</td> <td> Always on</td> </tr> <tr> <td> Next song</td> <td> Always on</td> </tr> <tr> <td> charging</td> <td> Always on</td> </tr> <tr> <td> Fully charged</td> <td> Light off</td> </tr> </table> </div>	Status	LED Indicator	Turn on	Flash quickly	Turn off	Light off	search	Flash quickly	connect	Always on	Previous song	Always on	Next song	Always on	charging	Always on	Fully charged	Light off	<div> <h3>Exception Handling</h3> <p>a. Problem : Unable to connect the device automatically. Reasons and treatment methods: 1: the first use of the product needs to manually connect to Bluetooth, It automatically goes back to the last paired Bluetooth device when next time. 2: Check whether the product is connected to other Bluetooth devices. 3: Check whether the Bluetooth device is on and in a relatively close range. 4.Restart the machine once or reset the product.</p> <p>b. Problem: Cannot search the product Bluetooth. Reasons and treatment methods: 1: Check whether the product is connected to other Bluetooth devices. 2: Check whether the product is in the Bluetooth waiting connection state. 3: When pairing, the pairing device is within a close range of the product.</p> <p>c. Problem: Cannot turn it on. Reasons and treatment methods: 1: the battery power is too low and the product can not be started, charging the product. 2: Check whether the product charging is normal.</p> </div>	<div> <h3>Exception Handling</h3> <p>d . Problem: The sound of the product is low. Reasons and treatment methods: 1: The product is not fully deployed or the horn sound area is blocked. 2: The product volume is not added to the maximum, manually increase the product volume(some Android devices have no volume synchronization when connected) exception handling</p> <p>e. Problem: The Bluetooth transmission distance is short. Reasons and treatment methods: 1: The product is placed in a place with complex interference signals (microwave oven, signal transmitting equipment, etc.), and the mobile product is far away from the interference source equipment. 2: Place the product in a place with shielding or blocking signals (metal desktop or device), and move the product position.</p> <p>f. Problem: Unable to charge. Reasons and treatment methods: 1: Check whether the charging cable is fully normally inserted into the charging port of the product. 2: The product charging voltage is 5V, it cannot use the charging function if the voltage is too high or too low ,replace the charging adapter.</p> </div>	<div> <h3>Specifications</h3> <table> <tr> <td>Bluetooth version</td> <td>Bluetooth 6.0</td> </tr> <tr> <td>Battery</td> <td>3.7V/2000mAh</td> </tr> <tr> <td>Output power</td> <td>5W*1</td> </tr> <tr> <td>Maximum power</td> <td>8W</td> </tr> <tr> <td>Frequency response</td> <td>60Hz~20KHz</td> </tr> <tr> <td>S/N Ratio</td> <td>≥75dB</td> </tr> <tr> <td>Play time</td> <td>≥10H(depend on volume and light)</td> </tr> <tr> <td>Input power</td> <td>5V/1A</td> </tr> <tr> <td>Charging time</td> <td>About 3 hours</td> </tr> <tr> <td>Transmission</td> <td>≤10M</td> </tr> <tr> <td>Waterproof</td> <td>IPX7</td> </tr> <tr> <td>Dimension</td> <td>108*108*54mm</td> </tr> <tr> <td>Weight</td> <td>230g</td> </tr> </table> </div>	Bluetooth version	Bluetooth 6.0	Battery	3.7V/2000mAh	Output power	5W*1	Maximum power	8W	Frequency response	60Hz~20KHz	S/N Ratio	≥75dB	Play time	≥10H(depend on volume and light)	Input power	5V/1A	Charging time	About 3 hours	Transmission	≤10M	Waterproof	IPX7	Dimension	108*108*54mm	Weight	230g	<div> <h3>Safety Instruction</h3> <h4>Safe battery use :</h4> <ol style="list-style-type: none"> Do not remove the product or replace the battery without permission to avoid the battery exposure to high temperature or fire. Do not subject the product or battery to mechanical impact to avoid battery short circuit. Do not charge the product unattended. <h4>Product with magnetic and small objects :</h4> <p>The product with small accessories, children should be used accompanied by parents, beware of the risk of accidental eating and suffocation. Product components contain magnets that may interfere with human implants such as pacemakers, and should be used away from people wearing pacemakers and other implants in case of accidents.</p> <h4>Safe use environment :</h4> <ol style="list-style-type: none"> This product is used away from high temperature and flame. The product should be placed in a flat and stable plane in a normal temperature and humidity environment. Do not use this product in an environment where attention is required (such as when walking on the road or driving). <h4>Cleaning method emphasizes :</h4> <p>Do not use corrosive cleaning agent. Do not directly dry with high temperature flame.</p> </div>	<div> <h3>Safety Instruction</h3> <ul style="list-style-type: none"> Please give the damaged products including batteries to a regular recycling point or Dealers in the nearby area. Please charge only with the charging adapter recommended by COMISO. Charge the product regularly even if it does not use it for a long time. (Approximately once every 3 months) Products can only be charged at ambient temperatures of 10 ℃ to 40 ℃ . Avoid heating the product over 60 ℃ . Please avoid sunshine,Do not throw the product into the fire. <h3>Specifications for Use/ Responsibility</h3> <p>Any use not specified in the product guide is considered an incorrect use of the product. COMISO shall not be liable for damage caused by abuse or irregular use of products and accessories.</p> <p>If substandard USB devices are used, COMISO shall not be liable for possible damage.</p> <p>COMISO do not be responsible for communication interruption and loss caused by battery depletion, excessive aging or beyond Bluetooth connection.</p> <p>When using the equipment, please comply with the laws and regulations of the country or region.</p> </div>
Status	LED Indicator																																																
Turn on	Flash quickly																																																
Turn off	Light off																																																
search	Flash quickly																																																
connect	Always on																																																
Previous song	Always on																																																
Next song	Always on																																																
charging	Always on																																																
Fully charged	Light off																																																
Bluetooth version	Bluetooth 6.0																																																
Battery	3.7V/2000mAh																																																
Output power	5W*1																																																
Maximum power	8W																																																
Frequency response	60Hz~20KHz																																																
S/N Ratio	≥75dB																																																
Play time	≥10H(depend on volume and light)																																																
Input power	5V/1A																																																
Charging time	About 3 hours																																																
Transmission	≤10M																																																
Waterproof	IPX7																																																
Dimension	108*108*54mm																																																
Weight	230g																																																

FCC Warning:

This equipment has been tested and found to comply with the limits for a Class B digital device, pursuant to part 15 of the FCC Rules. These limits are designed to provide reasonable protection against harmful interference in a residential installation. This equipment generates, uses and can radiate radio frequency energy and, if not installed and used in accordance with the instructions, may cause harmful interference to radio communications. However, there is no guarantee that interference will not occur in a particular installation. If this equipment does cause harmful interference to radio or television reception, which can be determined by turning the equipment off and on, the user is encouraged to try to correct the interference by one or more of the following measures:

- Reorient or relocate the receiving antenna.
- Increase the separation between the equipment and receiver.
- Connect the equipment into an outlet on a circuit different from that to which the receiver is connected.
- Consult the dealer or an experienced radio/TV technician for help.

Caution: Any changes or modifications to this device not explicitly approved by manufacturer could void your authority to operate this equipment.

This device complies with part 15 of the FCC Rules. Operation is subject to the following two conditions:

(1) This device may not cause harmful interference, and (2) this device must accept any interference received, including interference that may cause undesired operation.

This equipment complies with FCC radiation exposure limits set forth for an uncontrolled environment. This equipment should be installed and operated with minimum distance 0cm between the radiator and your body.