


Antenna Conducted Emissions Setup Photo




Radiated Emissions Photo – 9K to 30 MHz - Scan



Radiated Emissions – 30 MHz to 1 GHz – Scan




Radiated Emissions 1 GHz to 18 GHz – Scan



Radiated Emissions 18 GHz to 26 GHz scan



## Radiated Emissions – 18 GHz to 26 GHz - Substitution



# Radiated Emissions 26 GHz to 40 GHz – Scan

