



User Manual

The App connects the Buidu Bluetooth chip.

With signal strength, the App get the distance between the phone and the chip and alarm when beyond safe zone.

When the connection is established, you will see the blinking of the LED light from the bottom of the device




Blue

- 1 Download and install Budiu App on your mobile device.



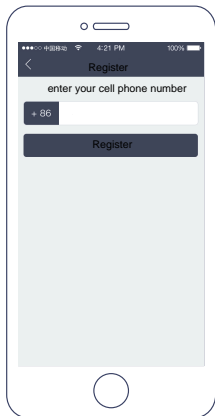
App



1.1 Scan the QR code above to download and install Budiu App through App Store, Wechat or browser on your mobile phone.

1.2 You can also download Budiu App from website www.ebudiu.com on your PC and sync to your smart phone.

2 Registration.



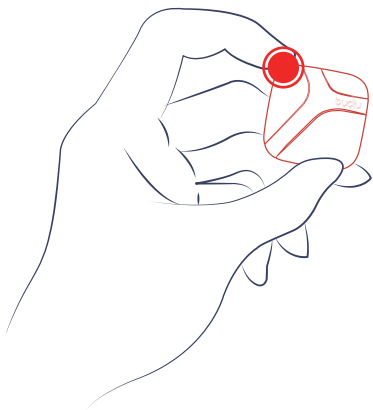
2.1 Please fill in your mobile number to complete the registration. Your number will be used as guardian' s credential.

2.2 Set a password for the App. (letters and numbers, 6 to 18 characters)

3 Turn on the modules.

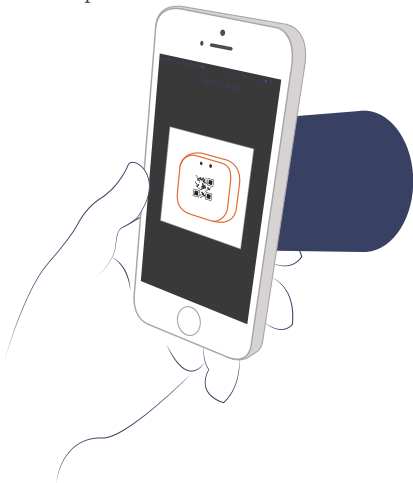
3.1 Refer to the diagram below and find the button on the upper left.

3.2 Press the button and hold 2 to 3 seconds to turn on/off.



NOTE: Front side is engraved with Budiur Logo.

4 Bind the chip to your mobile phone.



4.1 After complete the registration, please scan the QR code on the back of Red module via Budiu APP to binding the chipset and your mobile device. You can also enter the identification number to fulfill the binding.

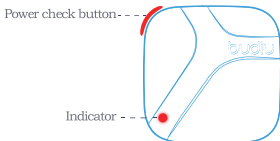
NOTE: QR code and ID number are the only credential for binding. Please keep it properly.

Instructions for Blue module

- 1 Turn on the chip and check the indicator.

Standby

1. Press once and the red indicator flashes, indicating the chip is working.
2. Blue module can stand for 18 months with built-in battery. After that please contact us for battery change.
3. The built-in motion sensor will intelligently sleep after 90 seconds standing. Please walk a few steps to reactive the Bluetooth.



Blue module applies to set up dynamic geo-fence and push warning when your kid steps outside the fence.

Disclaimer

Budiu is committed to protect kids through safe and smart location service, taking precautions against children lost. However, we are not able to completely eliminate such incidents. Budiu does not assume any liability for lost children event.

Any Changes or modifications not expressly approved by the party responsible for compliance could void the user's authority to operate the equipment.

This device complies with part 15 of the FCC Rules. Operation is subject to the following two conditions:

(1) This device may not cause harmful interference, and (2) this device must accept any interference received including interference that may cause undesired operation.

Any Changes or modifications not expressly approved by the party responsible for compliance could void the user's authority to operate the equipment.