

User's Manual

This Budiu Blue Button bundle consists of one Blue Button and one magnetic sheath.



Blue Button




magnetic sheath

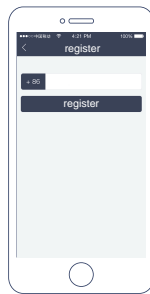
- 1 Download and install App on your smartphone
- 2 Register



Please scan the QR code to begin installation




- a) Scan the QR code above to download and install the App via App Store, Wechat, browser and the like.
- b) Go to the site www.ebudiu.com on your computer to download the App and sync to your phone.



- a) Please enter valid number during registration. The number will be used as credential of guardian.
- b) Enter a password, 6 - 18 digits combining letters and numbers.

- 3 Activate Blue Button



Log in and follow the instructions to place Blue Button accordingly. After activated, Blue Button shall function well.

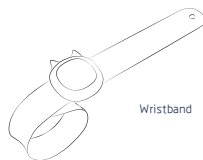
- 4 More details

Dimensions: 27mm*27mm*8mm

Safe Material: food-grade ABS

Battery Life: 6 months

Waterproof Capability: Water Resistant 5m



Wristband

(Wristband, magnetic sheath and other accessories can be purchased separately on our website)

Contact Budiu

Website: www.ebudiu.com
Wechat Account: ibudiu
Weibo Page: budiu
Service Tel: 4008747168



QR code for budiu mail



QR code for budiu wechat



Budiu Blue Button Warranty Card

Customer Name :

Contact Number :

Date of Purchase :

Purchase Channel :

Dealer Name :

Product Model Number :

Serial No. :

Warranty

- ※ Please keep this warranty card properly and safely for maintenance.
- ※ Warranty period: one year from the date of the original purchase.
- ※ Within warranty period, under normal use and maintenance, if Budiu Blue Button malfunctions due to non-human factors, Budiu is responsible to repair, replace or supply any defective part at their option.

Budiu Blue Button Warranty Card

Please Note

This is a limited one-year warranty. Budiu will not provide free warranty for the cases listed below (although within warranty period).

- ※ Warranty period expired.
- ※ Products not properly used in accordance with manufacturer's instructions or recommendations. Product not properly assembled or installed according to manufacturer's instructions.
- ※ Any artificial damage due to disassembly by person or parties unauthorized by Budiu.
- ※ Any artificial damage due to misuse, mishandling, abuse, shipment and other force majeure.
- ※ The barcode or QR code of product is amended or vandalized unilaterally by customer.

Date of return for repair / exchange	damage description / return reason / solution	Date of handing over	name of maintenance center / signature of maintenance personnel

The power of interpretation of this warranty shall be vested in Beijing ANDL Technology Co., Ltd

Website: www.ebudiu.com
Wechat Account: ibudiu
Weibo Page: budiu 步舌
Service Tel: 4008747168

The App connects the Buidu Blue Button.

With signal strength, the App get the distance between the phone and the chip and alarm when beyond safe zone.

When the connection is established, you will see the blinking of the LED light from the bottom of the device

Disclaimer

Budiu is committed to protect kids through safe and smart location service, taking precautions against children lost. However, we are not able to completely eliminate such incidents. Budiu does not assume any liability for lost children event.

Any Changes or modifications not expressly approved by the party responsible for compliance could void the user's authority to operate the equipment.

This device complies with part 15 of the FCC Rules. Operation is subject to the following two conditions:

(1) This device may not cause harmful interference, and (2) this device must accept any interference received including interference that may cause undesired operation.