

FCC and Industry Canada Testing of the
DAQRI International Limited
Model: DAQRI Compute Pack
In accordance with FCC 47 CFR Part 15B and
ICES-003

Prepared for: DAQRI LLC
1201 W. 5th St. Suite T-800
Los Angeles
California
90017
United States

FCC ID: 2AEWMDQR002001
IC: TBC



Product Service

Choose certainty.
Add value.

COMMERCIAL-IN-CONFIDENCE

Date: May 2017
Document Number: 75936979-05 | Issue: 01

RESPONSIBLE FOR	NAME	DATE	SIGNATURE
Project Management	Steven White	02 June 2017	
Authorised Signatory	Matthew Russell	02 June 2017	

Signatures in this approval box have checked this document in line with the requirements of TÜV SÜD Product Service document control rules.

ENGINEERING STATEMENT

The measurements shown in this report were made in accordance with the procedures described on test pages. All reported testing was carried out on a sample equipment to demonstrate limited compliance with FCC 47 CFR Part 15B and ICES-003. The sample tested was found to comply with the requirements defined in the applied rules.

RESPONSIBLE FOR	NAME	DATE	SIGNATURE
Testing	Graeme Lawler	02 June 2017	
Testing	Jack Tuckwell	02 June 2017	

FCC Accreditation
90987 Octagon House, Fareham Test Laboratory

Industry Canada Accreditation
IC2932B-1 Octagon House, Fareham Test Laboratory

EXECUTIVE SUMMARY

A sample of this product was tested and found to be in compliance with FCC 47 CFR Part 15B: 2016 and ICES-003: 2016



DISCLAIMER AND COPYRIGHT

This non-binding report has been prepared by TÜV SÜD Product Service with all reasonable skill and care. The document is confidential to the potential Client and TÜV SÜD Product Service. No part of this document may be reproduced without the prior written approval of TÜV SÜD Product Service. © 2017 TÜV SÜD Product Service.

ACCREDITATION

Our UKAS Accreditation does not cover opinions and interpretations and any expressed are outside the scope of our UKAS Accreditation. Results of tests not covered by our UKAS Accreditation Schedule are marked NUA (Not UKAS Accredited).

TÜV SÜD Product Service
is a trading name of TÜV SÜD Ltd
Registered in Scotland at East Kilbride,
Glasgow G75 0QF, United Kingdom
Registered number: SC215164

TÜV SÜD Ltd is a
TÜV SÜD Group Company

Phone: +44 (0) 1489 558100
Fax: +44 (0) 1489 558101
www.tuv-sud.co.uk

TÜV SÜD Product Service
Octagon House
Concorde Way
Fareham
Hampshire PO15 5RL
United Kingdom



Contents

- 1 Report Summary2**
- 1.1 Report Modification Record.....2
- 1.2 Introduction.....2
- 1.3 Brief Summary of Results3
- 1.4 Declaration of Build Status.....4
- 1.5 Product Information5
- 1.6 Deviations from the Standard.....5
- 1.7 EUT Modification Record5
- 1.8 Test Location.....5
- 2 Test Details6**
- 2.1 AC Power Line Conducted Emissions6
- 2.2 Radiated Emissions.....10
- 3 Measurement Uncertainty15**



1 Report Summary

1.1 Report Modification Record

Alterations and additions to this report will be issued to the holders of each copy in the form of a complete document.

Issue	Description of Change	Date of Issue
1	First Issue	02 June 2017

Table 1

1.2 Introduction

Applicant	DAQRI LLC
Manufacturer	DAQRI International Limited
Model Number(s)	DAQRI Compute Pack
Serial Number(s)	31A17-7DF-2VBHCJOT91 and OA565-7DF-1CYKOX15JW
Hardware Version(s)	DCP DE
Software Version(s)	V16
Number of Samples Tested	2
Test Specification/Issue/Date	FCC 47 CFR Part 15B: 2016 ICES-003: 2016
Order Number	108372
Date	07-April-2017
Date of Receipt of EUT	09-January-2017 and 05-April-2017
Start of Test	09-May-2017
Finish of Test	09-May-2017
Name of Engineer(s)	Graeme Lawler and Jack Tuckwell
Related Document(s)	ANSI C63.4 (2014)



Product Service

1.3 Brief Summary of Results

A brief summary of the tests carried out in accordance with FCC 47 CFR Part 15B and ICES-003 is shown below.

Section	Specification Clause		Test Description	Result	Comments/Base Standard
	Part 15B	ICES-003			
Configuration: Idle					
2.1	15.107	6.1	AC Power Line Conducted Emissions	Pass	ANSI C63.4
2.2	15.109	6.2	Radiated Emissions	Pass	ANSI C63.4

Table 2



1.4 Declaration of Build Status

Manufacturer	<u>DAQRI International Limited</u>
Country of origin	<u>USA</u>
UK Agent	<u>DAQRI LLP</u>
Technical Description	<u>DAQRI Compute Pack is a mobile computer that powers a lightweight wearable human-machine interface that connects workers in a variety of industries and environments to real time information and augmented work instruction.</u>
Model No	<u>DAQRI Compute Pack</u>
Part No	<u>870-00163</u>
Serial No	<u></u>
Drawing Number	<u></u>
Build Status	<u>DCP DE</u>
Software Issue	<u>V16</u>
Hardware Issue	<u>DCP DE</u>
Highest Internally Generated Frequency	<u>5.85GHz</u>
FCC ID	<u>2AEWMDQR002001</u>
Industry Canada ID	<u>TBC</u>
Signature	<u>Dave Williams</u>
Date	<u>26 May 2017</u>
D of B S Serial No	<u></u>

Note: This document has been prepared to enable manufacturers with no mechanism for producing their own Declaration of Build Status, to declare the build state of the equipment submitted for test.

No responsibility will be accepted by TÜV SÜD Product Service as to the accuracy of the information declared in this document by the manufacturer.

1.5 Product Information

1.5.1 Technical Description

DAQRI Compute Pack is a mobile computer that powers a lightweight wearable human-machine interface that connects workers in a variety of industries and environments to real time information and augmented work instruction.

1.6 Deviations from the Standard

No deviations from the applicable test standard were made during testing.

1.7 EUT Modification Record

The table below details modifications made to the EUT during the test programme.
The modifications incorporated during each test are recorded on the appropriate test pages.

Modification State	Description of Modification still fitted to EUT	Modification Fitted By	Date Modification Fitted
Serial Number: 31A17-7DF-2VBHCJOT91			
0	As supplied by the customer	Not Applicable	Not Applicable
Serial Number: OA565-7DF-1CYKOX15JW			
0	As supplied by the customer	Not Applicable	Not Applicable

Table 3

1.8 Test Location

TÜV SÜD Product Service conducted the following tests at our Fareham Test Laboratory.

Test Name	Name of Engineer(s)	Accreditation
Configuration: Idle		
AC Power Line Conducted Emissions	Graeme Lawler	UKAS
Radiated Emissions	Graeme Lawler and Jack Tuckwell	UKAS

Table 4

Office Address:

Octagon House
Concorde Way
Segensworth North
Fareham
Hampshire
PO15 5RL
United Kingdom

2 Test Details

2.1 AC Power Line Conducted Emissions

2.1.1 Specification Reference

FCC 47 CFR Part 15B, Clause 15.107
ICES-003, Clause 6.1

2.1.2 Equipment Under Test and Modification State

DAQRI Compute Pack, S/N: 31A17-7DF-2VBHCJOT91 - Modification State 0
DAQRI Compute Pack, S/N: OA565-7DF-1CYKOX15JW - Modification State 0

2.1.3 Date of Test

09-May-2017

2.1.4 Test Method

The test was performed in accordance with ANSI C63.4, clause 7.

2.1.5 Environmental Conditions

Ambient Temperature 16.5 °C
Relative Humidity 36.0 %

2.1.6 Test Results

Idle

Applied supply Voltage: 60 Hz
Applied supply frequency: 120 V AC

Frequency (MHz)	QP Level (dBuV)	QP Limit (dBuV)	QP Margin (dBuV)	AV Level (dBuV)	AV Limit (dBuV)	AV Margin (dBuV)
0.150	54.5	66.0	-11.5	31.3	56.0	-24.7
0.170	58.8	65.0	-6.1	42.8	55.0	-12.2
0.252	53.1	61.7	-8.5	31.9	51.7	-19.7
0.281	50.4	60.8	-10.4	25.5	50.8	-25.3
0.406	36.2	57.7	-21.5	21.4	47.7	-26.3
0.488	35.0	56.2	-21.2	23.1	46.2	-23.1
0.602	32.9	56.0	-23.1	20.0	46.0	-26.0
1.219	30.5	56.0	-25.5	16.8	46.0	-29.2
2.418	26.4	56.0	-29.6	14.1	46.0	-31.9

Table 5 - Live Line Emission Results

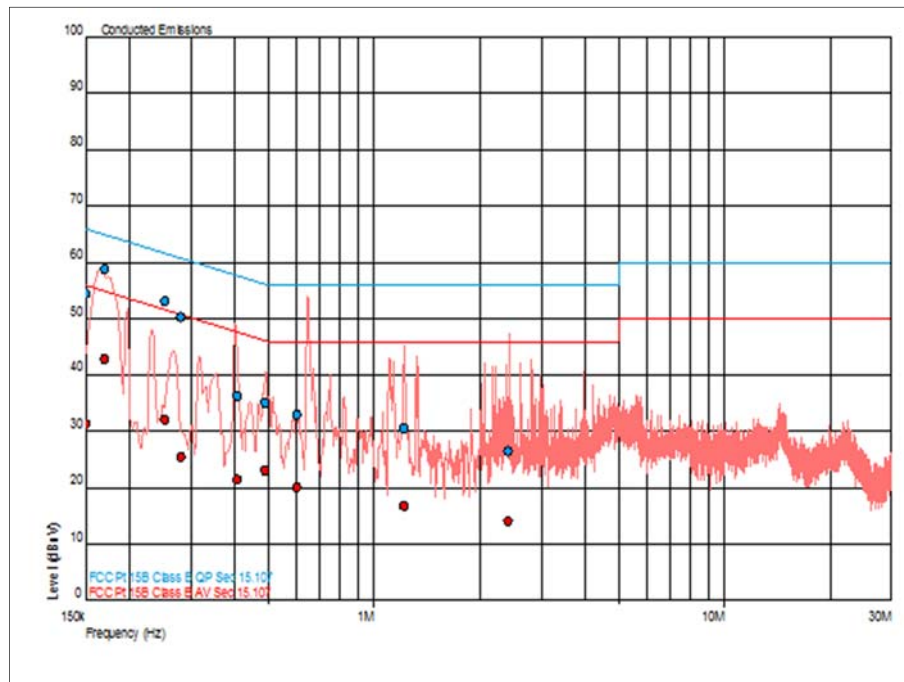


Figure 1 - Live Line - 150 kHz to 30 MHz

Frequency (MHz)	QP Level (dBuV)	QP Limit (dBuV)	QP Margin (dBuV)	AV Level (dBuV)	AV Limit (dBuV)	AV Margin (dBuV)
0.150	51.1	66.0	-14.9	29.2	56.0	-26.8
0.168	61.9	65.1	-3.2	45.4	55.1	-9.7
0.251	52.5	61.7	-9.2	32.9	51.7	-18.8
0.330	53.9	59.4	-5.6	30.5	49.4	-18.9
0.491	43.9	56.2	-12.2	22.5	46.2	-23.6
0.938	39.7	56.0	-16.3	17.0	46.0	-29.0
1.178	46.2	56.0	-9.8	24.8	46.0	-21.2
1.852	34.0	56.0	-22.0	18.3	46.0	-27.7
2.092	33.6	56.0	-22.4	19.3	46.0	-26.7

Table 6 - Neutral Line Emissions Results

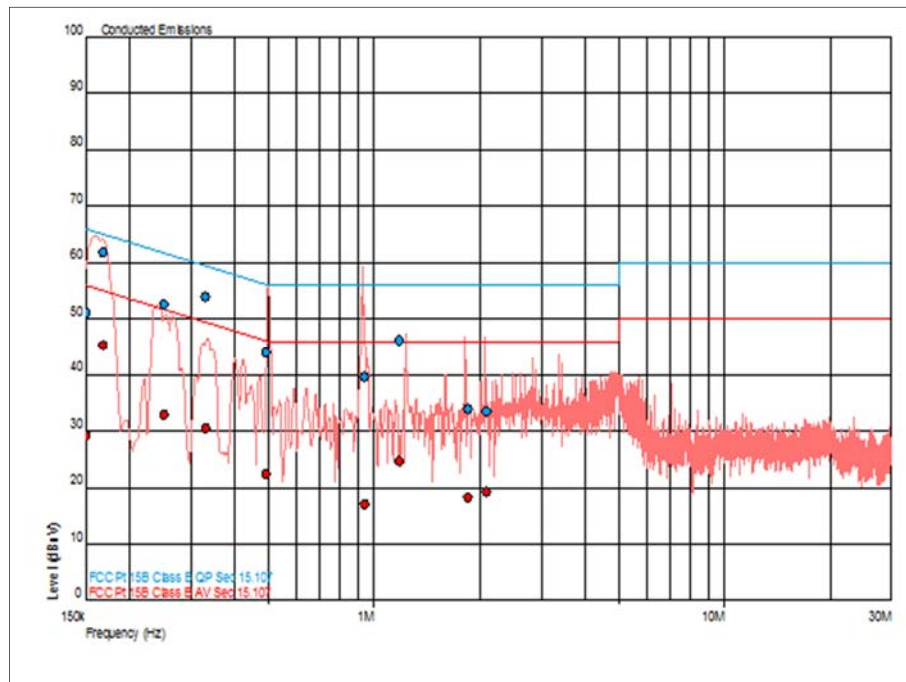


Figure 2 - Neutral Line – 9 kHz to 30 MHz

FCC 47 CFR Part 15B, Limit Clause 15.107 and ICES-003, Limit Clause 6.1

Frequency of Emission (MHz)	Conducted Limit (dBμV)	
	Quasi-Peak	Average
0.15 to 0.5	66 to 56*	56 to 46*
0.5 to 5	56	46
5 to 30	60	50

Table 7

*Decreases with the logarithm of the frequency.



Product Service

2.1.7 Test Location and Test Equipment Used

This test was carried out in EMC Chamber 5.

Instrument	Manufacturer	Type No	TE No	Calibration Period (months)	Calibration Due
LISN (1 Phase)	Chase	MN 2050	336	12	07-Apr-2018
Screened Room (5)	Rainford	Rainford	1545	36	20-Dec-2017
Hygrometer	Rotronic	A1	2138	12	02-Feb-2018
Transient Limiter	Hewlett Packard	11947A	2378	12	06-Jul-2017
EMI Test Receiver	Rohde & Schwarz	ESU40	3506	12	12-Nov-2017

Table 8



2.2 Radiated Emissions

2.2.1 Specification Reference

FCC 47 CFR Part 15B, Clause 15.109
ICES-003, Clause 6.2

2.2.2 Equipment Under Test and Modification State

DAQRI Compute Pack, S/N: 31A17-7DF-2VBHCJOT91 - Modification State 0
DAQRI Compute Pack, S/N: OA565-7DF-1CYKOX15JW - Modification State 0

2.2.3 Date of Test

09-May-2017

2.2.4 Test Method

The test was performed in accordance with ANSI C63.4, clause 8.

2.2.5 Environmental Conditions

Ambient Temperature 16.5 - 22.7 °C
Relative Humidity 28.0 - 37.0 %

2.2.6 Test Results

Idle

Highest frequency generated or used within the EUT: 5825 MHz
Upper frequency test limit: 30 GHz

Frequency (MHz)	QP Level (dBuV/m)	QP Limit (dBuV/m)	QP Margin (dBuV/m)	Angle(Deg)	Height(m)	Polarity
30.824	20.3	40.0	-19.7	127	3.42	Vertical
135.490	37.0	40.0	-3.0	345	1.00	Vertical
144.472	31.5	40.0	-8.5	297	1.37	Vertical
173.779	39.4	40.0	-0.6	139	1.00	Vertical
262.286	27.9	47.0	-19.1	360	1.00	Vertical
435.603	37.2	47.0	-9.8	315	2.00	Horizontal
480.883	31.3	47.0	-15.7	330	1.90	Horizontal

Table 9 - 30 MHz to 1 GHz

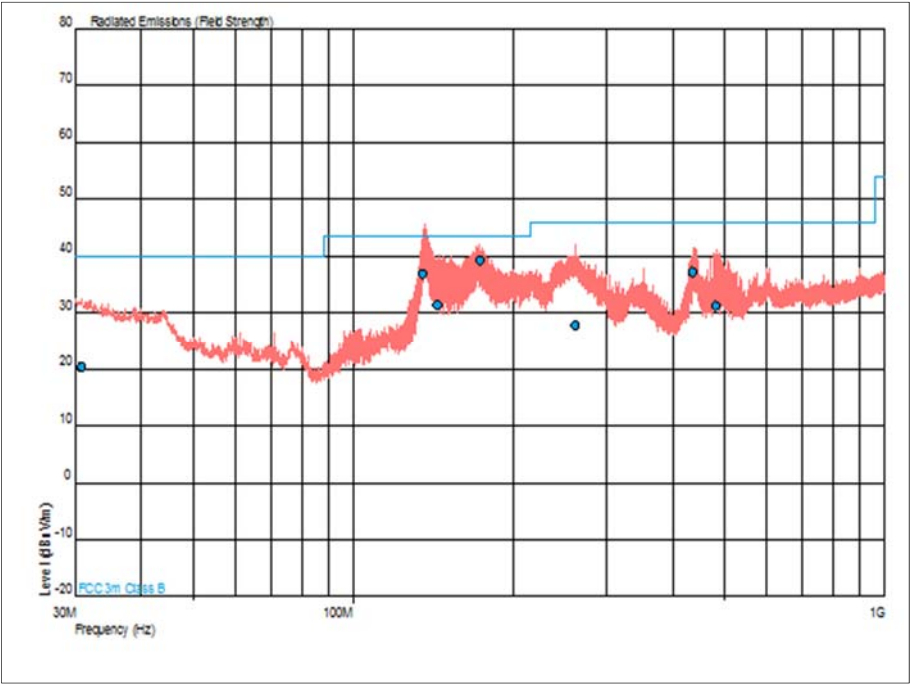


Figure 3 - 30 MHz to 1 GHz - Horizontal and Vertical

Frequency (GHz)	Result (µV/m)		Limit (µV/m)		Margin (µV/m)		Angle (°)	Height (m)	Polarisation
	Peak	Average	Peak	Average	Peak	Average			
*									

Table 10 - 1 GHz to 30 GHz

*No emissions were detected within 10 dB of the limit.

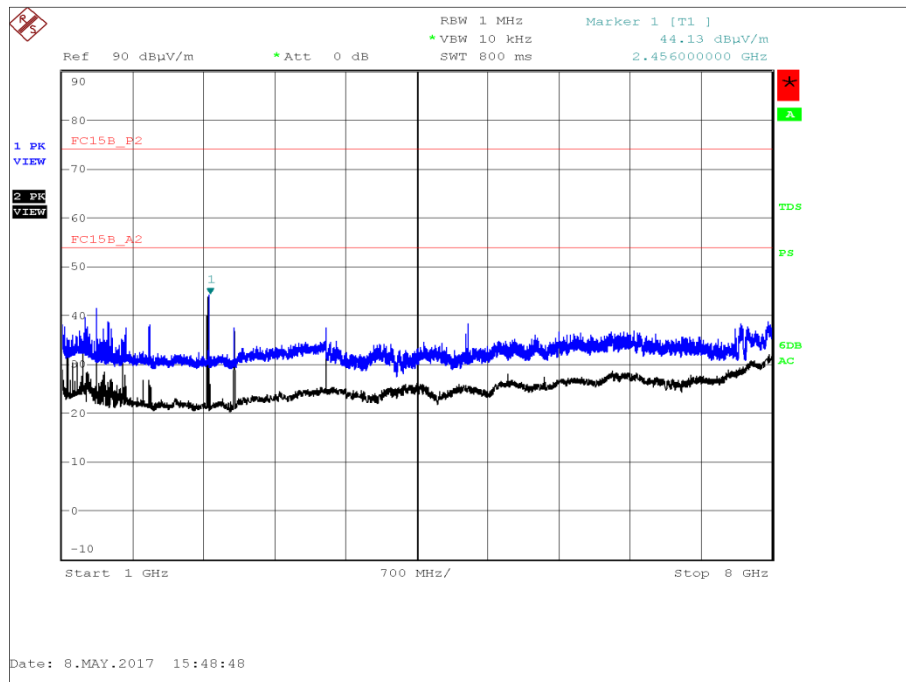


Figure 4 - 1 GHz to 8 GHz - Horizontal and Vertical

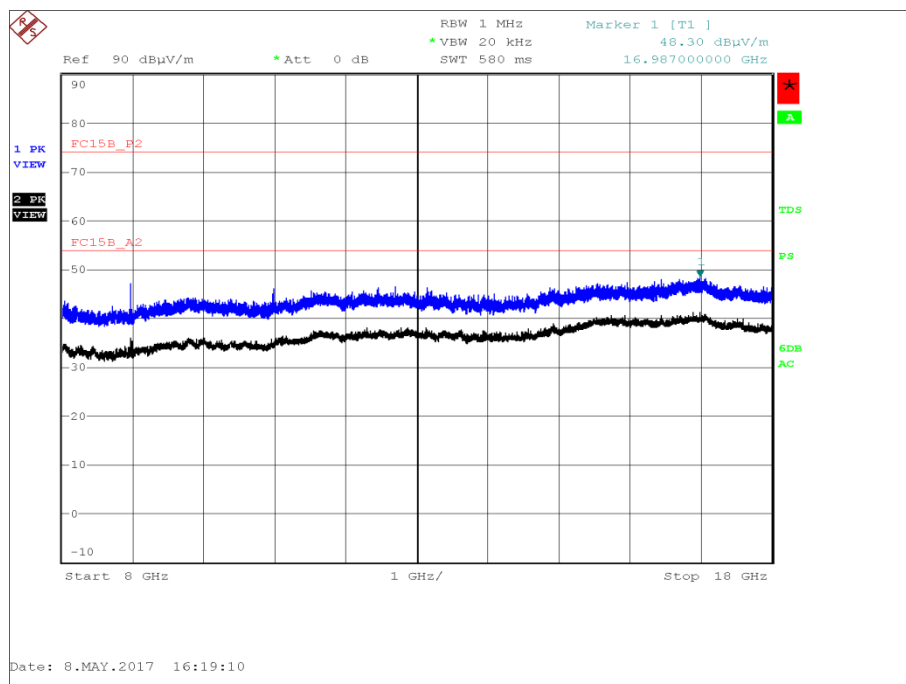


Figure 5 - 8 GHz to 18 GHz - Horizontal and Vertical

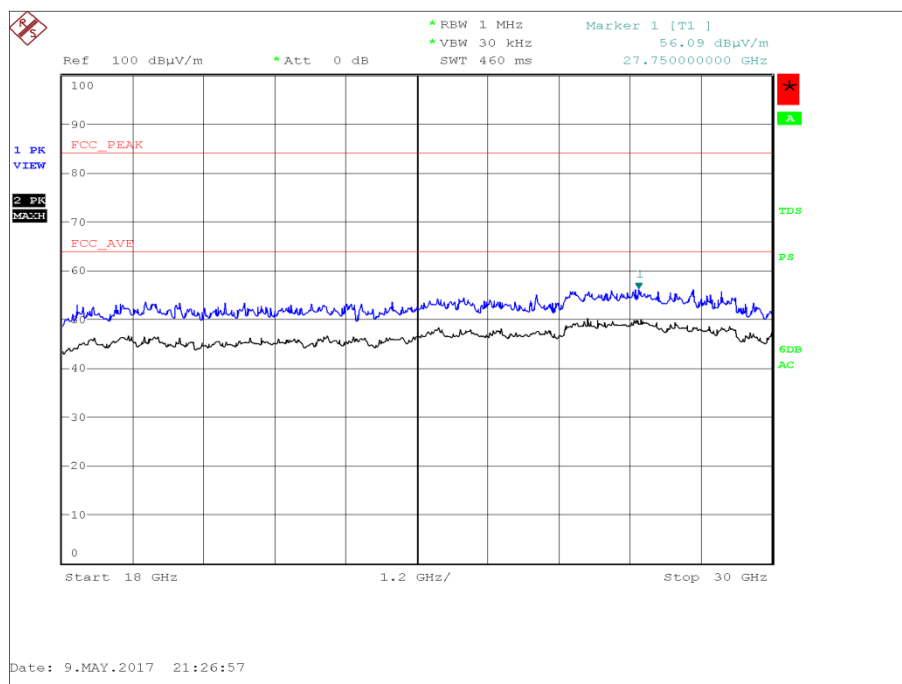


Figure 6 - 18 GHz to 30 GHz - Horizontal and Vertical

FCC 47 CFR Part 15B, Limit Clause 15.109

Frequency of Emission (MHz)	Field Strength ($\mu\text{V/m}$)
30 to 88	100.0
88 to 216	150.0
216 to 960	200.0
Above 960	500.0

ICES-003, Limit Clause 6.2

Frequency of Emission (MHz)	Quasi-Peak (dB $\mu\text{V/m}$)
30 to 88	40.0
88 to 216	43.5
216 to 960	46.0
960 to 1000	54.0

Frequency of Emission (MHz)	Field Strength (dB $\mu\text{V/m}$)	
	Linear Average Detector	Peak Detector
Above 1000	54.0	74.0

2.2.7 Test Location and Test Equipment Used

This test was carried out in EMC Chamber 5.

Instrument	Manufacturer	Type No	TE No	Calibration Period (months)	Calibration Due
Antenna 18-40GHz (Double Ridge Guide)	Link Microtek Ltd	AM180HA-K-TU2	230	24	12-Feb-2018
Antenna 18-40GHz (Double Ridge Guide)	Q-Par Angus Ltd	QSH 180K	1511	24	07-Dec-2018
Pre-Amplifier	Phase One	PS04-0086	1533	12	29-Jul-2017
18GHz - 40GHz Pre-Amplifier	Phase One	PS04-0087	1534	12	23-Jan-2018
Screened Room (5)	Rainford	Rainford	1545	36	20-Dec-2017
Turntable Controller	Inn-Co GmbH	CO 1000	1606	-	TU
Hygrometer	Rotronic	A1	2138	12	02-Feb-2018
Signal Generator (10MHz to 40GHz)	Rohde & Schwarz	SMR40	3171	12	02-Nov-2017
Cable (N-N, 8m)	Rhophase	NPS-2302-8000-NPS	3248	12	02-May-2018
EMI Test Receiver	Rohde & Schwarz	ESU40	3506	12	12-Nov-2017
Tilt Antenna Mast	matur GmbH	TAM 4.0-P	3916	-	TU
Mast Controller	matur GmbH	NCD	3917	-	TU
Cable 1503 2M 2.92(P)m 2.92(P)m	Rhophase	KPS-1503A-2000-KPS	4293	12	23-Jan-2018
Cable (Rx, Km-Km 2m)	Scott Cables	KPS-1501-2000-KPS	4526	6	23-Jul-2017
Cable (Yellow, Rx, Km-Km 2m)	Scott Cables	KPS-1501-2000-KPS	4527	-	O/P Mon
Cable (Yellow, Rx, Km-Km 2m)	Scott Cables	KPS-1501-2000-KPS	4527	6	04-Nov-2017
Cable (Rx, SMAm-SMAm 0.5m)	Scott Cables	SLSLL18-SMSM-00.50M	4528	6	03-Feb-2017
Double Ridged Waveguide Horn Antenna	ETS-Lindgren	3117	4722	12	17-Feb-2018

Table 11

TU - Traceability Unscheduled

O/P Mon – Output Monitored using calibrated equipment



3 Measurement Uncertainty

For a 95% confidence level, the measurement uncertainties for defined systems are:

Test Name	Measurement Uncertainty
AC Power Line Conducted Emissions	150 kHz to 30 MHz, LISN, ± 3.7 dB
Radiated Emissions	30 MHz to 1 GHz: ± 5.2 dB
	1 GHz to 40 GHz: ± 6.3 dB

Table 12