

# TEST REPORT

**Application No.:** SZCR2401000043AT  
**Applicant:** UAB Teltonika Networks  
**Address of Applicant:** K. Barsausko st. 66, Kaunas LT-51436 Lithuania  
**Manufacturer:** TELTONIKA NETWORKS, UAB  
**Address of Manufacturer:** K. Baršausko st. 66, LT-51436, Kaunas, Lithuania  
**Factory:** TELTONIKA EMS, UAB  
**Address of Factory:** Paluokesos st. 11, LT-33133, Molėtai, Lithuania  
**Equipment Under Test (EUT):**  
**EUT Name:** Wi-Fi ACCESS POINT  
**Model No.:** TAP200  
**Trade Mark:** TELTONIKA  
**FCC ID:** 2AET4TAP200  
**Standard(s) :** 47 CFR Part 15, Subpart E 15.407  
**Date of Receipt:** 2024-01-04  
**Date of Test:** 2024-01-09 to 2024-03-06  
**Date of Issue:** 2024-03-11

<b>Test Result:</b>	<b>Pass*</b>
---------------------	--------------

\* In the configuration tested, the EUT complied with the standards specified above.

Keny Xu

Keny Xu  
EMC Laboratory Manager



SGS-CSTC Standards Technical Services Co., Ltd.  
Shenzhen Branch EMC Laboratory

Unless otherwise agreed in writing, this document is issued by the Company subject to its General Conditions of Service printed overleaf, available on request or accessible at <https://www.sgs.com/en/Terms-and-Conditions>. Attention is drawn to the limitation of liability, indemnification and jurisdiction issues defined therein. Any holder of this document is advised that information contained hereon reflects the Company's findings at the time of its intervention only and within the limits of Client's instructions, if any. The Company's sole responsibility is to its Client and this document does not exonerate parties to a transaction from exercising all their rights and obligations under the transaction documents. This document cannot be reproduced except in full, without prior written approval of the Company. Any unauthorized alteration, forgery or falsification of the content or appearance of this document is unlawful and offenders may be prosecuted to the fullest extent of the law. Unless otherwise stated the results shown in this test report refer only to the sample(s) tested and such sample(s) are retained for 30 days only.

Attention: To check the authenticity of testing / inspection report & certificate, please contact us at telephone: (86-755) 8307 1443, or email: [CN.Doccheck@sgs.com](mailto:CN.Doccheck@sgs.com)

No. 1 Workshop, M-10, Middle Section, Science & Technology Park, Nanshan District, Shenzhen, Guangdong, China 518057 t (86-755) 26012053 f (86-755) 26710594 www.ssgsgroup.com.cn  
中国·广东·深圳市南山区科技园中区M-10栋1号厂房 邮编: 518057 t (86-755) 26012053 f (86-755) 26710594 sgs.china@sgs.com




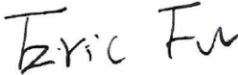
SGS-CSTC Standards Technical Services Co., Ltd. Shenzhen Branch

SZEMC-TRF-01 Rev. A/1

Report No.: SZCR240100004303

Page: 2 of 476

Revision Record				
Version	Chapter	Date	Modifier	Remark
01		2024-03-11		Original

Authorized for issue by:				
				
		Vincent Chen/Project Engineer		
				
		Eric Fu/Reviewer		



Unless otherwise agreed in writing, this document is issued by the Company subject to its General Conditions of Service printed overleaf, available on request or accessible at <https://www.sgs.com/en/Terms-and-Conditions>. Attention is drawn to the limitation of liability, indemnification and jurisdiction issues defined therein. Any holder of this document is advised that information contained hereon reflects the Company's findings at the time of its intervention only and within the limits of Client's instructions, if any. The Company's sole responsibility is to its Client and this document does not exonerate parties to a transaction from exercising all their rights and obligations under the transaction documents. This document cannot be reproduced except in full, without prior written approval of the Company. Any unauthorized alteration, forgery or falsification of the content or appearance of this document is unlawful and offenders may be prosecuted to the fullest extent of the law. Unless otherwise stated the results shown in this test report refer only to the sample(s) tested and such sample(s) are retained for 30 days only.

Attention: To check the authenticity of testing /inspection report & certificate, please contact us at telephone: (86-755) 8307 1443, or email: [CN.Doccheck@sgs.com](mailto:CN.Doccheck@sgs.com)

No.1 Workshop, M-10, Middle Section, Science & Technology Park, Nanshan District, Shenzhen, Guangdong, China 518057 t (86-755) 26012053 f (86-755) 26710594 www.sgs.com.cn  
中国·广东·深圳市南山区科技园中区M-10栋1号厂房 邮编: 518057 t (86-755) 26012053 f (86-755) 26710594 sgs.china@sgs.com

## 2 Test Summary

Radio Spectrum Technical Requirement				
Item	Standard	Method	Requirement	Result
Antenna Requirement	47 CFR Part 15, Subpart E 15.407	N/A	47 CFR Part 15, Subpart C 15.203	Pass
Transmission in the Absence of Data		N/A	47 CFR Part 15, Subpart E 15.407 (c)	Pass

Radio Spectrum Matter Part				
Item	Standard	Method	Requirement	Result
Conducted Emissions at AC Power Line (150kHz-30MHz)	47 CFR Part 15, Subpart E 15.407	ANSI C63.10 (2013) Section 6.2	47 CFR Part 15, Subpart C 15.207 & Subpart E 15.407 b(9)	Pass
Duty Cycle		KDB 789033 II B 1	KDB 789033 D02 II B 1	Pass
99% Bandwidth		KDB 789033 II D	N/A	Pass
26dB Emission bandwidth		KDB 789033 D02 II C 1	47 CFR Part 15, Subpart E 15.407 (a)	Pass
Minimum 6 dB bandwidth (5.725-5.85 GHz band )		KDB 789033 D02 II C 2	47 CFR Part 15, Subpart E 15.407 (e)	Pass
Maximum Conducted output power		KDB 789033 D02 II E	47 CFR Part 15, Subpart E 15.407 (a)	Pass
Peak Power spectrum density		KDB 789033 D02 II F	47 CFR Part 15, Subpart E 15.407 (a)	Pass
Radiated Emissions (Below 1GHz)		KDB 789033 D02 II G	47 CFR Part 15, Subpart C 15.209 & Subpart E 15.407(b)	Pass
Radiated Emissions (Above 1GHz)		KDB 789033 D02 II G	47 CFR Part 15, Subpart C 15.209 & Subpart E 15.407(b)	Pass
Radiated Emissions which fall in the restricted bands		KDB 789033 D02 II G	47 CFR Part 15, Subpart C 15.209 & Subpart E 15.407(b)	Pass
Frequency Stability		ANSI C63.10 (2013) Section 6.8	47 CFR Part 15, Subpart E 15.407 (g)	Pass
Non-occupancy period		KDB 905462 D02 Section 7.8.3	KDB 905462 D02 Section 5.1	Pass
Channel Availability Check Time		KDB 905462 D02 Section 7.8.2	KDB 905462 D02 Section 5.1	Pass
Channel Move Time		KDB 905462 D02 Section 7.8.3	KDB 905462 D02 Section 5.1	Pass
Channel Closing Transmission Time		KDB 905462 D02 Section 7.8.3	KDB 905462 D02 Section 5.1	Pass



Unless otherwise agreed in writing, this document is issued by the Company subject to its General Conditions of Service printed overleaf, available on request or accessible at <https://www.sgs.com/en/Terms-and-Conditions>. Attention is drawn to the limitation of liability, indemnification and jurisdiction issues defined therein. Any holder of this document is advised that information contained hereon reflects the Company's findings at the time of its intervention only and within the limits of Client's instructions, if any. The Company's sole responsibility is to its Client and this document does not exonerate parties to a transaction from exercising all their rights and obligations under the transaction documents. This document cannot be reproduced except in full, without prior written approval of the Company. Any unauthorized alteration, forgery or falsification of the content or appearance of this document is unlawful and offenders may be prosecuted to the fullest extent of the law. Unless otherwise stated the results shown in this test report refer only to the sample(s) tested and such sample(s) are retained for 30 days only.

Attention: To check the authenticity of testing /inspection report & certificate, please contact us at telephone: (86-755) 8307 1443, or email: [CN.Doccheck@sgs.com](mailto:CN.Doccheck@sgs.com)

SGS-CSTC Standards Technical Services Co., Ltd. Shenzhen Branch  
 No.1 Workshop, M-10, Middle Section, Science & Technology Park, Nanshan District, Shenzhen, Guangdong, China 518057 t (86-755) 26012053 f (86-755) 26710594 www.sgsgroup.com.cn  
 中国·广东·深圳市南山区科技园中区M-10栋1号厂房 邮编: 518057 t (86-755) 26012053 f (86-755) 26710594 sgs.china@sgs.com



SGS-CSTC Standards Technical Services Co., Ltd. Shenzhen Branch

SZEMC-TRF-01 Rev. A/1

Report No.: SZCR240100004303

Page: 4 of 476

Radio Spectrum Matter Part				
Item	Standard	Method	Requirement	Result
U-NII Detection Bandwidth		KDB 905462 D02 Section 7.8.1	KDB 905462 D02 Section 5.1	Pass



SGS-CSTC Standards Technical Services Co., Ltd.  
Shenzhen Branch Testing Center Laboratory

Unless otherwise agreed in writing, this document is issued by the Company subject to its General Conditions of Service printed overleaf, available on request or accessible at <https://www.sgs.com/en/Terms-and-Conditions>. Attention is drawn to the limitation of liability, indemnification and jurisdiction issues defined therein. Any holder of this document is advised that information contained hereon reflects the Company's findings at the time of its intervention only and within the limits of Client's instructions, if any. The Company's sole responsibility is to its Client and this document does not exonerate parties to a transaction from exercising all their rights and obligations under the transaction documents. This document cannot be reproduced except in full, without prior written approval of the Company. Any unauthorized alteration, forgery or falsification of the content or appearance of this document is unlawful and offenders may be prosecuted to the fullest extent of the law. Unless otherwise stated the results shown in this test report refer only to the sample(s) tested and such sample(s) are retained for 30 days only.

Attention: To check the authenticity of testing /inspection report & certificate, please contact us at telephone: (86-755) 8307 1443, or email: [CN.Doccheck@sgs.com](mailto:CN.Doccheck@sgs.com)

No.1 Workshop, M-10, Middle Section, Science & Technology Park, Nanshan District, Shenzhen, Guangdong, China 518057 t (86-755) 26012053 f (86-755) 26710594 [www.sgsgroup.com.cn](http://www.sgsgroup.com.cn)  
中国·广东·深圳市南山区科技园中区M-10栋1号厂房 邮编: 518057 t (86-755) 26012053 f (86-755) 26710594 [sgs.china@sgs.com](mailto:sgs.china@sgs.com)



## 3 Contents

	Page
<b>1 Cover Page .....</b>	<b>1</b>
<b>2 Test Summary.....</b>	<b>3</b>
<b>3 Contents .....</b>	<b>5</b>
<b>4 General Information.....</b>	<b>8</b>
4.1 Details of E.U.T. ....	8
4.2 Description of Support Units .....	8
4.3 Measurement Uncertainty .....	8
4.4 Test Location .....	10
4.5 Test Facility.....	10
4.6 Deviation from Standards .....	10
4.7 Abnormalities from Standard Conditions .....	10
<b>5 Equipment List .....</b>	<b>11</b>
<b>6 Radio Spectrum Technical Requirement.....</b>	<b>17</b>
6.1 Antenna Requirement .....	17
6.1.1 Test Requirement: .....	17
6.1.2 Conclusion .....	17
6.2 Transmission in the Absence of Data .....	18
6.2.1 Test Requirement: .....	18
6.2.2 Conclusion .....	18
<b>7 Radio Spectrum Matter Test Results.....</b>	<b>19</b>
7.1 Conducted Emissions at AC Power Line (150kHz-30MHz) .....	19
7.1.1 E.U.T. Operation .....	19
7.1.2 Test Mode Description .....	19
7.1.3 Test Setup Diagram .....	20
7.1.4 Measurement Procedure and Data.....	20
7.2 Duty Cycle .....	23
7.2.1 E.U.T. Operation .....	23
7.2.2 Test Mode Description .....	23
7.2.3 Test Setup Diagram .....	24
7.2.4 Measurement Procedure and Data.....	24
7.3 99% Bandwidth .....	25
7.3.1 E.U.T. Operation .....	25
7.3.2 Test Mode Description .....	25
7.3.3 Test Setup Diagram .....	26
7.3.4 Measurement Procedure and Data.....	26
7.4 26dB Emission bandwidth .....	27
7.4.1 E.U.T. Operation .....	27
7.4.2 Test Mode Description .....	27
7.4.3 Test Setup Diagram .....	28



Unless otherwise agreed in writing, this document is issued by the Company subject to its General Conditions of Service printed overleaf, available on request or accessible at <https://www.sgs.com/en/Terms-and-Conditions>. Attention is drawn to the limitation of liability, indemnification and jurisdiction issues defined therein. Any holder of this document is advised that information contained hereon reflects the Company's findings at the time of its intervention only and within the limits of Client's instructions, if any. The Company's sole responsibility is to its Client and this document does not exonerate parties to a transaction from exercising all their rights and obligations under the transaction documents. This document cannot be reproduced except in full, without prior written approval of the Company. Any unauthorized alteration, forgery or falsification of the content or appearance of this document is unlawful and offenders may be prosecuted to the fullest extent of the law. Unless otherwise stated the results shown in this test report refer only to the sample(s) tested and such sample(s) are retained for 30 days only.

Attention: To check the authenticity of testing /inspection report & certificate, please contact us at telephone: (86-755) 8307 1443, or email: [CN.Doccheck@sgs.com](mailto:CN.Doccheck@sgs.com)

## SGS-CSTC Standards Technical Services Co., Ltd. Shenzhen Branch

SZEMC-TRF-01 Rev. A/1

Report No.: SZCR240100004303

Page: 6 of 476

7.4.4	Measurement Procedure and Data.....	28
7.5	Minimum 6 dB bandwidth (5.725-5.85 GHz band ).....	29
7.5.1	E.U.T. Operation.....	29
7.5.2	Test Mode Description .....	29
7.5.3	Test Setup Diagram .....	29
7.5.4	Measurement Procedure and Data.....	29
7.6	Maximum Conducted output power .....	30
7.6.1	E.U.T. Operation.....	30
7.6.2	Test Mode Description .....	30
7.6.3	Test Setup Diagram .....	31
7.6.4	Measurement Procedure and Data.....	31
7.7	Peak Power spectrum density .....	32
7.7.1	E.U.T. Operation.....	32
7.7.2	Test Mode Description .....	32
7.7.3	Test Setup Diagram .....	33
7.7.4	Measurement Procedure and Data.....	33
7.8	Radiated Emissions (Below 1GHz).....	34
7.8.1	E.U.T. Operation.....	34
7.8.2	Test Mode Description .....	34
7.8.3	Test Setup Diagram .....	35
7.8.4	Measurement Procedure and Data.....	36
7.9	Radiated Emissions (Above 1GHz).....	39
7.9.1	E.U.T. Operation.....	39
7.9.2	Test Mode Description .....	40
7.9.3	Test Setup Diagram .....	40
7.9.4	Measurement Procedure and Data.....	41
7.10	Radiated Emissions which fall in the restricted bands .....	160
7.10.1	E.U.T. Operation.....	161
7.10.2	Test Mode Description .....	161
7.10.3	Test Setup Diagram .....	161
7.10.4	Measurement Procedure and Data.....	162
7.11	Frequency Stability.....	257
7.11.1	E.U.T. Operation.....	257
7.11.2	Test Mode Description .....	257
7.11.3	Test Setup Diagram .....	258
7.11.4	Measurement Procedure and Data.....	258
7.12	Non-occupancy period .....	259
7.12.1	E.U.T. Operation.....	259
7.12.2	Test Mode Description .....	260
7.12.3	Test Setup Diagram .....	260
7.12.4	Measurement Procedure and Data.....	261
7.13	Channel Availability Check Time .....	262
7.13.1	E.U.T. Operation.....	263
7.13.2	Test Mode Description .....	263
7.13.3	Test Setup Diagram .....	263
7.13.4	Measurement Procedure and Data.....	264
7.14	Channel Move Time .....	266
7.14.1	E.U.T. Operation.....	266
7.14.2	Test Mode Description .....	267
7.14.3	Test Setup Diagram .....	267



SGS-CSTC Standards Technical Services Co., Ltd.  
Shenzhen Branch (SZEMC) Laboratory

Unless otherwise agreed in writing, this document is issued by the Company subject to its General Conditions of Service printed overleaf, available on request or accessible at <https://www.sgs.com/en/Terms-and-Conditions>. Attention is drawn to the limitation of liability, indemnification and jurisdiction issues defined therein. Any holder of this document is advised that information contained hereon reflects the Company's findings at the time of its intervention only and within the limits of Client's instructions, if any. The Company's sole responsibility is to its Client and this document does not exonerate parties to a transaction from exercising all their rights and obligations under the transaction documents. This document cannot be reproduced except in full, without prior written approval of the Company. Any unauthorized alteration, forgery or falsification of the content or appearance of this document is unlawful and offenders may be prosecuted to the fullest extent of the law. Unless otherwise stated the results shown in this test report refer only to the sample(s) tested and such sample(s) are retained for 30 days only.

Attention: To check the authenticity of testing /inspection report & certificate, please contact us at telephone: (86-755) 8307 1443, or email: [CN.Doccheck@sgs.com](mailto:CN.Doccheck@sgs.com)

No.1 Workshop, M-10, Middle Section, Science & Technology Park, Nanshan District, Shenzhen, Guangdong, China 518057 t (86-755) 26012053 f (86-755) 26710594 www.sgsgroup.com.cn  
中国·广东·深圳市南山区科技园中区M-10栋1号厂房 邮编: 518057 t (86-755) 26012053 f (86-755) 26710594 sgs.china@sgs.com

## SGS-CSTC Standards Technical Services Co., Ltd. Shenzhen Branch

SZEMC-TRF-01 Rev. A/1

Report No.: SZCR240100004303

Page: 7 of 476

7.14.4	Measurement Procedure and Data.....	268
7.15	Channel Closing Transmission Time .....	269
7.15.1	E.U.T. Operation.....	269
7.15.2	Test Mode Description .....	270
7.15.3	Test Setup Diagram .....	270
7.15.4	Measurement Procedure and Data.....	271
7.16	U-NII Detection Bandwidth .....	272
7.16.1	E.U.T. Operation.....	272
7.16.2	Test Mode Description .....	273
7.16.3	Test Setup Diagram .....	273
7.16.4	Measurement Procedure and Data.....	274
8	Test Setup Photo .....	275
9	EUT Constructional Details (EUT Photos).....	275
10	Appendix.....	276



SGS-CSTC Standards Technical Services Co., Ltd.  
Shenzhen Branch Testing Center (CCTC) Laboratory

Unless otherwise agreed in writing, this document is issued by the Company subject to its General Conditions of Service printed overleaf, available on request or accessible at <https://www.sgs.com/en/Terms-and-Conditions>. Attention is drawn to the limitation of liability, indemnification and jurisdiction issues defined therein. Any holder of this document is advised that information contained hereon reflects the Company's findings at the time of its intervention only and within the limits of Client's instructions, if any. The Company's sole responsibility is to its Client and this document does not exonerate parties to a transaction from exercising all their rights and obligations under the transaction documents. This document cannot be reproduced except in full, without prior written approval of the Company. Any unauthorized alteration, forgery or falsification of the content or appearance of this document is unlawful and offenders may be prosecuted to the fullest extent of the law. Unless otherwise stated the results shown in this test report refer only to the sample(s) tested and such sample(s) are retained for 30 days only.

Attention: To check the authenticity of testing / inspection report & certificate, please contact us at telephone: (86-755) 8307 1443, or email: [CN.Doccheck@sgs.com](mailto:CN.Doccheck@sgs.com)

No.1 Workshop, M-10, Middle Section, Science & Technology Park, Nanshan District, Shenzhen, Guangdong, China 518057 t (86-755) 26012053 f (86-755) 26710594 www.ssgroup.com.cn  
中国·广东·深圳市南山区科技园中区M-10栋1号厂房 邮编: 518057 t (86-755) 26012053 f (86-755) 26710594 sgs.china@sgs.com

## 4 General Information

### 4.1 Details of E.U.T.

Power supply:	Powered by DC 44-57V from 802.3af/at POE port
Cable(s):	LAN cable 152cm unshielded
Cable Loss (for RF conducted test):	0.5dBi
Operation Frequency/Number of channels (20MHz):	5180-5240MHz (4 Channels); U-NII-2A: 5260-5320MHz (4 Channels); U-NII-2C: 5500-5700MHz (11 Channels); U-NII-3: 5745-5825MHz (5 Channels)
Operation Frequency/Number of channels/(40MHz):	5190-5230MHz (2 Channels); U-NII-2A: 5270-5310MHz (2 Channels); U-NII-2C: 5510-5670MHz (5 Channels); U-NII-3: 5755-5795MHz (2 Channels)
Operation Frequency/Number of channels (80MHz):	5210MHz (1 Channel); U-NII-2A: 5290MHz (1 Channels); U-NII-2C: 5530-5610MHz (2 Channels); U-NII-3: 5775MHz (1 Channel)
Modulation Type:	OFDM (64QAM, 16QAM, QPSK, BPSK); 802.11n: OFDM (BPSK, QPSK, 16QAM, 64QAM); 802.11ac: OFDM (BPSK, QPSK, 16QAM, 64QAM, 256QAM)
Channel Spacing:	802.11a/n/ac 20: 20MHz; 802.11n/ac 40: 40MHz; 802.11ac 80: 80MHz
DFS Function:	Master
TPC Function:	Without TPC function
Antenna Type:	Integral Antenna
Antenna Gain:	Antenna 3: 5.02dBi; Antenna 4: 5.02dBi
Remark:	Two antennas can simultaneous transmission. Antenna 3 means below data form Antenna 1, Antenna 4 means below data form Antenna 2.

Remark: The information in this section is provided by the applicant or manufacturer, SGS is not liable to the accuracy, suitability, reliability or/and integrity of the information.

### 4.2 Description of Support Units

Description	Manufacturer	Model No.	Serial No.
POE Injector	TELTONIKA Networks UAB	TSW100	N/A

### 4.3 Measurement Uncertainty

Test Item	Measurement Uncertainty
Conducted Emissions at AC Power Line (150kHz-30MHz)	± 3.1dB
Duty Cycle	± 0.37%
99% Bandwidth	± 3%
26dB Emission bandwidth	± 3%
Minimum 6 dB bandwidth (5.725-5.85 GHz band )	± 3%





# SGS-CSTC Standards Technical Services Co., Ltd. Shenzhen Branch

SZEMC-TRF-01 Rev. A/1

Report No.: SZCR240100004303

Page: 9 of 476

Maximum Conducted output power	$\pm 0.75\text{dB}$
Peak Power spectrum density	$\pm 2.84\text{dB}$
Radiated Emissions (Below 1GHz)	$\pm 6.0\text{dB}$ for 3m; $\pm 5.0\text{dB}$ for 10m
Radiated Emissions (Above 1GHz)	$\pm 4.6\text{dB}$ (1-18GHz); $\pm 4.8\text{dB}$ (18-40GHz)
Radiated Emissions which fall in the restricted bands	$\pm 6.0\text{dB}$ (below 1GHz); $\pm 4.6\text{dB}$ (above 1GHz);
Frequency Stability	$\pm 7.25 \times 10^{-8}$

## Remark:

The  $U_{\text{lab}}$  (lab Uncertainty) is less than  $U_{\text{CISPR/ETSI}}$  (CISPR/ETSI Uncertainty), so the test results

- compliance is deemed to occur if no measured disturbance level exceeds the disturbance limit;
- non-compliance is deemed to occur if any measured disturbance level exceeds the disturbance limit.



SGS-CSTC Standards Technical Services Co., Ltd.  
Shenzhen Branch (SZEMC) Laboratory

Unless otherwise agreed in writing, this document is issued by the Company subject to its General Conditions of Service printed overleaf, available on request or accessible at <https://www.sgs.com/en/Terms-and-Conditions>. Attention is drawn to the limitation of liability, indemnification and jurisdiction issues defined therein. Any holder of this document is advised that information contained hereon reflects the Company's findings at the time of its intervention only and within the limits of Client's instructions, if any. The Company's sole responsibility is to its Client and this document does not exonerate parties to a transaction from exercising all their rights and obligations under the transaction documents. This document cannot be reproduced except in full, without prior written approval of the Company. Any unauthorized alteration, forgery or falsification of the content or appearance of this document is unlawful and offenders may be prosecuted to the fullest extent of the law. Unless otherwise stated the results shown in this test report refer only to the sample(s) tested and such sample(s) are retained for 30 days only.

Attention: To check the authenticity of testing / inspection report & certificate, please contact us at telephone: (86-755) 8307 1443, or email: [CN.Doccheck@sgs.com](mailto:CN.Doccheck@sgs.com)

No.1 Workshop, M-10, Middle Section, Science & Technology Park, Nanshan District, Shenzhen, Guangdong, China 518057 t (86-755) 26012053 f (86-755) 26710594 www.sgs.com.cn  
中国·广东·深圳市南山区科技园中区M-10栋1号厂房 邮编: 518057 t (86-755) 26012053 f (86-755) 26710594 sgs.china@sgs.com

## SGS-CSTC Standards Technical Services Co., Ltd. Shenzhen Branch

SZEMC-TRF-01 Rev. A/1

Report No.: SZCR240100004303

Page: 10 of 476

### 4.4 Test Location

All tests were performed at:

SGS-CSTC Standards Technical Services Co., Ltd., Shenzhen Branch

No. 1 Workshop, M-10, Middle Section, Science & Technology Park, Nanshan District, Shenzhen, Guangdong, China. 518057.

Tel: +86 755 2601 2053 Fax: +86 755 2671 0594

No tests were sub-contracted.

### 4.5 Test Facility

The test facility is recognized, certified, or accredited by the following organizations:

#### • A2LA (Certificate No. 3816.01)

SGS-CSTC Standards Technical Services Co., Ltd., Shenzhen EMC Laboratory is accredited by the American Association for Laboratory Accreditation(A2LA). Certificate No. 3816.01.

#### • VCCI (Member No. 1937)

The 3m Fully-anechoic chamber for above 1GHz, 10m Semi-anechoic chamber for below 1GHz, Shielded Room for Mains Port Conducted Interference Measurement and Telecommunication Port Conducted Interference Measurement of SGS-CSTC Standards Technical Services Co., Ltd. Shenzhen EMC laboratory have been registered in accordance with the Regulations for Voluntary Control Measures with Registration No.: G-20026, R-14188, C-12383 and T-11153 respectively.

#### • FCC –Designation Number: CN1336

SGS-CSTC Standards Technical Services Co., Ltd., Shenzhen EMC Laboratory has been recognized as an accredited testing laboratory.

Designation Number: CN1336. Test Firm Registration Number: 787754.

#### • Innovation, Science and Economic Development Canada

SGS-CSTC Standards Technical Services Co., Ltd., Shenzhen EMC Laboratory has been recognized by ISED as an accredited testing laboratory.

CAB identifier: CN0006.

IC#: 4620C.

### 4.6 Deviation from Standards

None

### 4.7 Abnormalities from Standard Conditions

None



SGS-CSTC Standards Technical Services Co., Ltd.  
Shenzhen Branch EMC Laboratory

Unless otherwise agreed in writing, this document is issued by the Company subject to its General Conditions of Service printed overleaf, available on request or accessible at <https://www.sgs.com/en/Terms-and-Conditions>. Attention is drawn to the limitation of liability, indemnification and jurisdiction issues defined therein. Any holder of this document is advised that information contained hereon reflects the Company's findings at the time of its intervention only and within the limits of Client's instructions, if any. The Company's sole responsibility is to its Client and this document does not exonerate parties to a transaction from exercising all their rights and obligations under the transaction documents. This document cannot be reproduced except in full, without prior written approval of the Company. Any unauthorized alteration, forgery or falsification of the content or appearance of this document is unlawful and offenders may be prosecuted to the fullest extent of the law. Unless otherwise stated the results shown in this test report refer only to the sample(s) tested and such sample(s) are retained for 30 days only.

Attention: To check the authenticity of testing /inspection report & certificate, please contact us at telephone: (86-755) 8307 1443, or email: [CN.Doccheck@sgs.com](mailto:CN.Doccheck@sgs.com)

No.1 Workshop, M-10, Middle Section, Science & Technology Park, Nanshan District, Shenzhen, Guangdong, China 518057 t (86-755) 26012053 f (86-755) 26710594 www.ssgroup.com.cn  
中国·广东·深圳市南山区科技园中区M-10栋1号厂房 邮编: 518057 t (86-755) 26012053 f (86-755) 26710594 sgs.china@sgs.com

## 5 Equipment List

Conducted Emissions at AC Power Line (150kHz-30MHz)					
Equipment	Manufacturer	Model No.	Inventory No.	Cal Date	Cal Due Date
Shielding Room	ZhongYu Electron	GB-88	SEM001-06	2022-05-14	2025-05-13
EMI Test Receiver	Rohde&Schwarz	ESCI	SEM004-02	2023-03-20	2024-03-19
Matching Pad	N/A	N/A	SEM021-23	2023-03-22	2024-03-21
Matching Pad	N/A	N/A	SEM021-24	2023-03-22	2024-03-21
Measurement Software	AUDIX	e3 V8.2014-6-27a	N/A	N/A	N/A
Coaxial Cable	SGS	N/A	SEM024-01	2023-07-07	2024-07-06
LISN	Rohde&Schwarz	ENV216	SEM007-01	2023-09-19	2024-09-18
LISN	ETS-LINDGREN	3816/2	SEM007-02	2023-03-20	2024-03-19

Duty Cycle					
Equipment	Manufacturer	Model No.	Inventory No.	Cal Date	Cal Due Date
DC Power Supply	Chroma	62012P-80-60	SEM011-11	2023-10-19	2024-10-18
MXA Signal Analyzer	KEYSIGHT	N9020A	SEM004-19	2023-03-21	2024-03-20
Signal Generator	KEYSIGHT	N5173B	SEM006-05	2023-09-19	2024-09-18
Measurement Software	TST PASS	TST PASS V2.0	N/A	N/A	N/A
Coaxial Cable	SGS	N/A	SEM031-01	2023-07-07	2024-07-06
Attenuator	Huber+Suhner	6620_SMA-50-1	SEM021-09	2023-03-31	2024-03-30
Programmable Temperature & Humidity Chamber	Votsch Industrietechnik GmbH	VT 4002	SEM002-15	2023-03-21	2024-03-20

99% Bandwidth					
Equipment	Manufacturer	Model No.	Inventory No.	Cal Date	Cal Due Date
DC Power Supply	Chroma	62012P-80-60	SEM011-11	2023-10-19	2024-10-18
MXA Signal Analyzer	KEYSIGHT	N9020A	SEM004-19	2023-03-21	2024-03-20
Signal Generator	KEYSIGHT	N5173B	SEM006-05	2023-09-19	2024-09-18
Measurement Software	TST PASS	TST PASS V2.0	N/A	N/A	N/A
Coaxial Cable	SGS	N/A	SEM031-01	2023-07-07	2024-07-06
Attenuator	Huber+Suhner	6620_SMA-50-1	SEM021-09	2023-03-31	2024-03-30
Programmable Temperature & Humidity Chamber	Votsch Industrietechnik GmbH	VT 4002	SEM002-15	2023-03-21	2024-03-20



# SGS-CSTC Standards Technical Services Co., Ltd. Shenzhen Branch

SZEMC-TRF-01 Rev. A/1

Report No.: SZCR240100004303

Page: 12 of 476

26dB Emission bandwidth					
Equipment	Manufacturer	Model No.	Inventory No.	Cal Date	Cal Due Date
DC Power Supply	Chroma	62012P-80-60	SEM011-11	2023-10-19	2024-10-18
MXA Signal Analyzer	KEYSIGHT	N9020A	SEM004-19	2023-03-21	2024-03-20
Signal Generator	KEYSIGHT	N5173B	SEM006-05	2023-09-19	2024-09-18
Measurement Software	TST PASS	TST PASS V2.0	N/A	N/A	N/A
Coaxial Cable	SGS	N/A	SEM031-01	2023-07-07	2024-07-06
Attenuator	Huber+Suhner	6620_SMA-50-1	SEM021-09	2023-03-31	2024-03-30
Programmable Temperature & Humidity Chamber	Votsch Industrietechnik GmbH	VT 4002	SEM002-15	2023-03-21	2024-03-20

Minimum 6 dB bandwidth (5.725-5.85 GHz band )					
Equipment	Manufacturer	Model No.	Inventory No.	Cal Date	Cal Due Date
DC Power Supply	Chroma	62012P-80-60	SEM011-11	2023-10-19	2024-10-18
MXA Signal Analyzer	KEYSIGHT	N9020A	SEM004-19	2023-03-21	2024-03-20
Signal Generator	KEYSIGHT	N5173B	SEM006-05	2023-09-19	2024-09-18
Measurement Software	TST PASS	TST PASS V2.0	N/A	N/A	N/A
Coaxial Cable	SGS	N/A	SEM031-01	2023-07-07	2024-07-06
Attenuator	Huber+Suhner	6620_SMA-50-1	SEM021-09	2023-03-31	2024-03-30
Programmable Temperature & Humidity Chamber	Votsch Industrietechnik GmbH	VT 4002	SEM002-15	2023-03-21	2024-03-20

Maximum Conducted output power					
Equipment	Manufacturer	Model No.	Inventory No.	Cal Date	Cal Due Date
Power Sensor	TST PASS	TSPS2023R	SEM009-26	2023-04-01	2024-03-31
Power Sensor	KEYSIGHT	U2021XA	SEM009-16	2023-03-21	2024-03-20
DC Power Supply	Chroma	62012P-80-60	SEM011-11	2023-10-19	2024-10-18
MXA Signal Analyzer	KEYSIGHT	N9020A	SEM004-19	2023-03-21	2024-03-20
Signal Generator	KEYSIGHT	N5173B	SEM006-05	2023-09-19	2024-09-18
Measurement Software	TST PASS	TST PASS V2.0	N/A	N/A	N/A
Coaxial Cable	SGS	N/A	SEM031-01	2023-07-07	2024-07-06
Attenuator	Huber+Suhner	6620_SMA-50-1	SEM021-09	2023-03-31	2024-03-30



Unless otherwise agreed in writing, this document is issued by the Company subject to its General Conditions of Service printed overleaf, available on request or accessible at <https://www.sgs.com/en/Terms-and-Conditions>. Attention is drawn to the limitation of liability, indemnification and jurisdiction issues defined therein. Any holder of this document is advised that information contained hereon reflects the Company's findings at the time of its intervention only and within the limits of Client's instructions, if any. The Company's sole responsibility is to its Client and this document does not exonerate parties to a transaction from exercising all their rights and obligations under the transaction documents. This document cannot be reproduced except in full, without prior written approval of the Company. Any unauthorized alteration, forgery or falsification of the content or appearance of this document is unlawful and offenders may be prosecuted to the fullest extent of the law. Unless otherwise stated the results shown in this test report refer only to the sample(s) tested and such sample(s) are retained for 30 days only.

Attention: To check the authenticity of testing /inspection report & certificate, please contact us at telephone: (86-755) 8307 1443, or email: [CN.Doccheck@sgs.com](mailto:CN.Doccheck@sgs.com)

No.1 Workshop, M-10, Middle Section, Science & Technology Park, Nanshan District, Shenzhen, Guangdong, China 518057 t (86-755) 26012053 f (86-755) 26710594 www.sgs.com.cn  
中国·广东·深圳市南山区科技园中区M-10栋1号厂房 邮编: 518057 t (86-755) 26012053 f (86-755) 26710594 sgs.china@sgs.com



# SGS-CSTC Standards Technical Services Co., Ltd. Shenzhen Branch

SZEMC-TRF-01 Rev. A/1

Report No.: SZCR240100004303

Page: 13 of 476

Programmable Temperature & Humidity Chamber	Votsch Industrietechnik GmbH	VT 4002	SEM002-15	2023-03-21	2024-03-20
---	------------------------------	---------	-----------	------------	------------

## Peak Power spectrum density

Equipment	Manufacturer	Model No.	Inventory No.	Cal Date	Cal Due Date
DC Power Supply	Chroma	62012P-80-60	SEM011-11	2023-10-19	2024-10-18
MXA Signal Analyzer	KEYSIGHT	N9020A	SEM004-19	2023-03-21	2024-03-20
Signal Generator	KEYSIGHT	N5173B	SEM006-05	2023-09-19	2024-09-18
Measurement Software	TST PASS	TST PASS V2.0	N/A	N/A	N/A
Coaxial Cable	SGS	N/A	SEM031-01	2023-07-07	2024-07-06
Attenuator	Huber+Suhner	6620_SMA-50-1	SEM021-09	2023-03-31	2024-03-30
Programmable Temperature & Humidity Chamber	Votsch Industrietechnik GmbH	VT 4002	SEM002-15	2023-03-21	2024-03-20

## Radiated Emissions (Below 1GHz)

Equipment	Manufacturer	Model No.	Inventory No.	Cal Date	Cal Due Date
Loop Antenna	ETS-Lindgren	6502	SEM003-08	2023-11-20	2025-11-19
3m Semi-Anechoic Chamber	ETS-LINDGREN	N/A	SEM001-01	2023-06-19	2026-06-18
MXE EMI Receiver	Agilent Technologies	N9038A	SEM004-15	2023-10-19	2024-10-18
BiConiLog Antenna	ETS-LINDGREN	3142C	SEM003-01	2023-09-16	2025-09-15
Pre-Amplifier	Agilent Technologies	8447D	SEM005-01	2023-03-20	2024-03-19
Measurement Software	AUDIX	e3 V8.2014-6-27	N/A	N/A	N/A
Coaxial Cable	SGS	N/A	SEM025-01	2023-07-07	2024-07-06

## Radiated Emissions (Above 1GHz)

Equipment	Manufacturer	Model No.	Inventory No.	Cal Date	Cal Due Date
3m Fully-Anechoic Chamber	AUDIX	N/A	SEM001-02	2023-04-01	2026-03-31
Signal Analyzer	Rohde & Schwarz	FSV40	SEM008-04	2023-03-20	2024-03-19
Horn Antenna	Rohde&Schwarz	HF907	SEM003-07	2023-07-23	2025-07-22
Microwave system amplifier	Agilent	83017A	SEM005-25	2023-09-19	2024-09-18
Measurement Software	AUDIX	e3 V8.2014-6-27	N/A	N/A	N/A
Coaxial Cable	SGS	N/A	SEM026-01	2023-07-07	2024-07-06



Unless otherwise agreed in writing, this document is issued by the Company subject to its General Conditions of Service printed overleaf, available on request or accessible at <https://www.sgs.com/en/Terms-and-Conditions>. Attention is drawn to the limitation of liability, indemnification and jurisdiction issues defined therein. Any holder of this document is advised that information contained hereon reflects the Company's findings at the time of its intervention only and within the limits of Client's instructions, if any. The Company's sole responsibility is to its Client and this document does not exonerate parties to a transaction from exercising all their rights and obligations under the transaction documents. This document cannot be reproduced except in full, without prior written approval of the Company. Any unauthorized alteration, forgery or falsification of the content or appearance of this document is unlawful and offenders may be prosecuted to the fullest extent of the law. Unless otherwise stated the results shown in this test report refer only to the sample(s) tested and such sample(s) are retained for 30 days only.

Attention: To check the authenticity of testing / inspection report & certificate, please contact us at telephone: (86-755) 8307 1443, or email: [CN.Doccheck@sgs.com](mailto:CN.Doccheck@sgs.com)

No.1 Workshop, M-10, Middle Section, Science & Technology Park, Nanshan District, Shenzhen, Guangdong, China 518057 t (86-755) 26012053 f (86-755) 26710594 www.sgsgroup.com.cn  
中国·广东·深圳市南山区科技园中区M-10栋1号厂房 邮编: 518057 t (86-755) 26012053 f (86-755) 26710594 sgs.china@sgs.com

# SGS-CSTC Standards Technical Services Co., Ltd. Shenzhen Branch

SZEMC-TRF-01 Rev. A/1

Report No.: SZCR240100004303

Page: 14 of 476

Broad-Band Horn Antenna	Schwarzbeck	BBHA 9170	SEM003-15	2022-08-10	2024-08-09
Pre-Amplifier	Compliance Directions Systems Inc.	PAP-2640-50	SEM005-08	2023-03-20	2024-03-19

## Radiated Emissions which fall in the restricted bands

Equipment	Manufacturer	Model No.	Inventory No.	Cal Date	Cal Due Date
3m Fully-Anechoic Chamber	AUDIX	N/A	SEM001-02	2023-04-01	2026-03-31
Signal Analyzer	Rohde & Schwarz	FSV40	SEM008-04	2023-03-20	2024-03-19
Horn Antenna	Rohde&Schwarz	HF907	SEM003-07	2023-07-23	2025-07-22
Microwave system amplifier	Agilent	83017A	SEM005-25	2023-09-19	2024-09-18
Measurement Software	AUDIX	e3 V8.2014-6-27	N/A	N/A	N/A
Coaxial Cable	SGS	N/A	SEM026-01	2023-07-07	2024-07-06

## Frequency Stability

Equipment	Manufacturer	Model No.	Inventory No.	Cal Date	Cal Due Date
DC Power Supply	Chroma	62012P-80-60	SEM011-11	2023-10-19	2024-10-18
MXA Signal Analyzer	KEYSIGHT	N9020A	SEM004-19	2023-03-21	2024-03-20
Signal Generator	KEYSIGHT	N5173B	SEM006-05	2023-09-19	2024-09-18
Measurement Software	TST PASS	TST PASS V2.0	N/A	N/A	N/A
Coaxial Cable	SGS	N/A	SEM031-01	2023-07-07	2024-07-06
Attenuator	Huber+Suhner	6620_SMA-50-1	SEM021-09	2023-03-31	2024-03-30
Programmable Temperature & Humidity Chamber	Votsch Industrietechnik GmbH	VT 4002	SEM002-15	2023-03-21	2024-03-20

## Non-occupancy period

Equipment	Manufacturer	Model No.	Inventory No.	Cal Date	Cal Due Date
Manual Step Attenuator	KEYSIGHT	8494B	SEM021-05	2023-03-31	2024-03-30
Manual Step Attenuator	KEYSIGHT	8496B	SEM021-06	2023-03-31	2024-03-30
Measurement Software	KEYSIGHT	Signal Studio for DFS Radar Profiles V2.2.0.0	N/A	N/A	N/A
Measurement Software	Agilent	ISMonitor10	N/A	N/A	N/A



Unless otherwise agreed in writing, this document is issued by the Company subject to its General Conditions of Service printed overleaf, available on request or accessible at <https://www.sgs.com/en/Terms-and-Conditions>. Attention is drawn to the limitation of liability, indemnification and jurisdiction issues defined therein. Any holder of this document is advised that information contained hereon reflects the Company's findings at the time of its intervention only and within the limits of Client's instructions, if any. The Company's sole responsibility is to its Client and this document does not exonerate parties to a transaction from exercising all their rights and obligations under the transaction documents. This document cannot be reproduced except in full, without prior written approval of the Company. Any unauthorized alteration, forgery or falsification of the content or appearance of this document is unlawful and offenders may be prosecuted to the fullest extent of the law. Unless otherwise stated the results shown in this test report refer only to the sample(s) tested and such sample(s) are retained for 30 days only.

Attention: To check the authenticity of testing /inspection report & certificate, please contact us at telephone: (86-755) 8307 1443, or email: [CN.Doccheck@sgs.com](mailto:CN.Doccheck@sgs.com)

SGS-CSTC Standards Technical Services Co., Ltd.  
Shenzhen Branch Testing & Calibration Laboratory

No.1 Workshop, M-10, Middle Section, Science & Technology Park, Nanshan District, Shenzhen, Guangdong, China 518057 t (86-755) 26012053 f (86-755) 26710594 www.sgsgroup.com.cn  
中国·广东·深圳市南山区科技园中区M-10栋1号厂房 邮编: 518057 t (86-755) 26012053 f (86-755) 26710594 sgs.china@sgs.com

# SGS-CSTC Standards Technical Services Co., Ltd. Shenzhen Branch

SZEMC-TRF-01 Rev. A/1

Report No.: SZCR240100004303

Page: 15 of 476

MXG Vector Signal Generator	Agilent	N5182A	SEM006-21	2023-03-31	2024-03-30
MXA Signal Analyzer	KEYSIGHT	N9020A	SEM004-22	2023-03-21	2024-03-20

## Channel Availability Check Time

Equipment	Manufacturer	Model No.	Inventory No.	Cal Date	Cal Due Date
Manual Step Attenuator	KEYSIGHT	8494B	SEM021-05	2023-03-31	2024-03-30
Manual Step Attenuator	KEYSIGHT	8496B	SEM021-06	2023-03-31	2024-03-30
Measurement Software	KEYSIGHT	Signal Studio for DFS Radar Profiles V2.2.0.0	N/A	N/A	N/A
Measurement Software	Agilent	ISMonitor10	N/A	N/A	N/A
MXG Vector Signal Generator	Agilent	N5182A	SEM006-21	2023-03-31	2024-03-30
MXA Signal Analyzer	KEYSIGHT	N9020A	SEM004-22	2023-03-21	2024-03-20

## Channel Move Time

Equipment	Manufacturer	Model No.	Inventory No.	Cal Date	Cal Due Date
Manual Step Attenuator	KEYSIGHT	8494B	SEM021-05	2023-03-31	2024-03-30
Manual Step Attenuator	KEYSIGHT	8496B	SEM021-06	2023-03-31	2024-03-30
Measurement Software	KEYSIGHT	Signal Studio for DFS Radar Profiles V2.2.0.0	N/A	N/A	N/A
Measurement Software	Agilent	ISMonitor10	N/A	N/A	N/A
MXG Vector Signal Generator	Agilent	N5182A	SEM006-21	2023-03-31	2024-03-30
MXA Signal Analyzer	KEYSIGHT	N9020A	SEM004-22	2023-03-21	2024-03-20

## Channel Closing Transmission Time

Equipment	Manufacturer	Model No.	Inventory No.	Cal Date	Cal Due Date
Manual Step Attenuator	KEYSIGHT	8494B	SEM021-05	2023-03-31	2024-03-30
Manual Step Attenuator	KEYSIGHT	8496B	SEM021-06	2023-03-31	2024-03-30
Measurement Software	KEYSIGHT	Signal Studio for DFS Radar Profiles V2.2.0.0	N/A	N/A	N/A
Measurement Software	Agilent	ISMonitor10	N/A	N/A	N/A
MXG Vector Signal Generator	Agilent	N5182A	SEM006-21	2023-03-31	2024-03-30
MXA Signal Analyzer	KEYSIGHT	N9020A	SEM004-22	2023-03-21	2024-03-20



Unless otherwise agreed in writing, this document is issued by the Company subject to its General Conditions of Service printed overleaf, available on request or accessible at <https://www.sgs.com/en/Terms-and-Conditions>. Attention is drawn to the limitation of liability, indemnification and jurisdiction issues defined therein. Any holder of this document is advised that information contained hereon reflects the Company's findings at the time of its intervention only and within the limits of Client's instructions, if any. The Company's sole responsibility is to its Client and this document does not exonerate parties to a transaction from exercising all their rights and obligations under the transaction documents. This document cannot be reproduced except in full, without prior written approval of the Company. Any unauthorized alteration, forgery or falsification of the content or appearance of this document is unlawful and offenders may be prosecuted to the fullest extent of the law. Unless otherwise stated the results shown in this test report refer only to the sample(s) tested and such sample(s) are retained for 30 days only.

Attention: To check the authenticity of testing / inspection report & certificate, please contact us at telephone: (86-755) 8307 1443, or email: [CN.Doccheck@sgs.com](mailto:CN.Doccheck@sgs.com)

No.1 Workshop, M-10, Middle Section, Science & Technology Park, Nanshan District, Shenzhen, Guangdong, China 518057 t (86-755) 26012053 f (86-755) 26710594 www.sgsgroup.com.cn  
中国·广东·深圳市南山区科技园中区M-10栋1号厂房 邮编: 518057 t (86-755) 26012053 f (86-755) 26710594 sgs.china@sgs.com

# SGS-CSTC Standards Technical Services Co., Ltd. Shenzhen Branch

SZEMC-TRF-01 Rev. A/1

Report No.: SZCR240100004303

Page: 16 of 476

U-NII Detection Bandwidth					
Equipment	Manufacturer	Model No.	Inventory No.	Cal Date	Cal Due Date
Manual Step Attenuator	KEYSIGHT	8494B	SEM021-05	2023-03-31	2024-03-30
Manual Step Attenuator	KEYSIGHT	8496B	SEM021-06	2023-03-31	2024-03-30
Measurement Software	KEYSIGHT	Signal Studio for DFS Radar Profiles V2.2.0.0	N/A	N/A	N/A
Measurement Software	Agilent	ISMonitor10	N/A	N/A	N/A
MXG Vector Signal Generator	Agilent	N5182A	SEM006-21	2023-03-31	2024-03-30
MXA Signal Analyzer	KEYSIGHT	N9020A	SEM004-22	2023-03-21	2024-03-20

General used equipment					
Equipment	Manufacturer	Model No.	Inventory No.	Cal Date	Cal Due Date
Humidity/ Temperature Indicator	deli	8838	SEM002-32	2023-07-28	2024-07-27
Humidity/ Temperature Indicator	deli	8838	SEM002-33	2023-07-28	2024-07-27
Barometer	Changchun Meteorological Industry Factory	DYM3	SEM002-01	2023-03-23	2024-03-22



Unless otherwise agreed in writing, this document is issued by the Company subject to its General Conditions of Service printed overleaf, available on request or accessible at <https://www.sgs.com/en/Terms-and-Conditions>. Attention is drawn to the limitation of liability, indemnification and jurisdiction issues defined therein. Any holder of this document is advised that information contained hereon reflects the Company's findings at the time of its intervention only and within the limits of Client's instructions, if any. The Company's sole responsibility is to its Client and this document does not exonerate parties to a transaction from exercising all their rights and obligations under the transaction documents. This document cannot be reproduced except in full, without prior written approval of the Company. Any unauthorized alteration, forgery or falsification of the content or appearance of this document is unlawful and offenders may be prosecuted to the fullest extent of the law. Unless otherwise stated the results shown in this test report refer only to the sample(s) tested and such sample(s) are retained for 30 days only.

Attention: To check the authenticity of testing /inspection report & certificate, please contact us at telephone: (86-755) 8307 1443, or email: [CN.Doccheck@sgs.com](mailto:CN.Doccheck@sgs.com)

SGS-CSTC Standards Technical Services Co., Ltd.  
Shenzhen Branch Testing & Calibration Laboratory

No.1 Workshop, M-10, Middle Section, Science & Technology Park, Nanshan District, Shenzhen, Guangdong, China 518057 t (86-755) 26012053 f (86-755) 26710594 www.sgsgroup.com.cn  
中国·广东·深圳市南山区科技园中区M-10栋1号厂房 邮编: 518057 t (86-755) 26012053 f (86-755) 26710594 sgs.china@sgs.com



## 6 Radio Spectrum Technical Requirement

### 6.1 Antenna Requirement

#### 6.1.1 Test Requirement:

47 CFR Part 15, Subpart C 15.203

#### 6.1.2 Conclusion

15.203 requirement:

An intentional radiator shall be designed to ensure that no antenna other than that furnished by the responsible party shall be used with the device. The use of a permanently attached antenna or of an antenna that uses a unique coupling to the intentional radiator, the manufacturer may design the unit so that a broken antenna can be replaced by the user, but the use of a standard antenna jack or electrical connector is prohibited.

EUT Antenna:

The antenna is integrated on the main PCB and no consideration of replacement. The best case gain of the antenna is Antenna 3: 5.02dBi; Antenna 4: 5.02dBi.

Antenna location: Refer to internal photos



## 6.2 Transmission in the Absence of Data

### 6.2.1 Test Requirement:

47 CFR Part 15, Subpart E 15.407 (c)

### 6.2.2 Conclusion

Standard Requirement:

The device shall automatically discontinue transmission in case of either absence of information to transmit or operational failure. These provisions are not intended to preclude the transmission of control or signalling information or the use of repetitive codes used by certain digital technologies to complete frame or burst intervals.

Applicants shall include in their application for equipment authorization a description of how this requirement is met.

EUT Details:

WIFI chip support automatically discontinue transmission in case of either absence of information to transmit or operational failure, if the chip detect absence of information to transmit or operational failure, it will be automatically shut off.



## 7 Radio Spectrum Matter Test Results

### 7.1 Conducted Emissions at AC Power Line (150kHz-30MHz)

Test Requirement 47 CFR Part 15, Subpart C 15.207 & Subpart E 15.407 b(9)

Test Method: ANSI C63.10 (2013) Section 6.2

Limit:

Frequency of emission(MHz)	Conducted limit(dB $\mu$ V)	
	Quasi-peak	Average
0.15-0.5	66 to 56*	56 to 46*
0.5-5	56	46
5-30	60	50

\*Decreases with the logarithm of the frequency.

#### 7.1.1 E.U.T. Operation

Operating Environment:

Temperature: 23.4 °C Humidity: 47.3 % RH Atmospheric Pressure: 1000 mbar

#### 7.1.2 Test Mode Description

Pre-scan / Final test	Mode Code	Description
Final test	01	TX mode (U-NII-1)_Keep the EUT in continuously transmitting mode with all modulation types. All data rates for each modulation type have been tested and found the data rate @ 6Mbps is the worst case of IEEE 802.11a; data rate @ MCS0 is the worst case of IEEE 802.11n/ac 20/40/80, Only the data of worst case is recorded in the report.
Pre-scan	02	TX mode (U-NII-2A) _Keep the EUT in continuously transmitting mode with all modulation types. All data rates for each modulation type have been tested and found the data rate @ 6Mbps is the worst case of IEEE 802.11a; data rate @ MCS0 is the worst case of IEEE 802.11n/ac 20/40/80, Only the data of worst case is recorded in the report.
Pre-scan	03	TX mode (U-NII-2C) _Keep the EUT in continuously transmitting mode with all modulation types. All data rates for each modulation type have been tested and found the data rate @ 6Mbps is the worst case of IEEE 802.11a; data rate @ MCS0 is the worst case of IEEE 802.11n/ac 20/40/80, Only the data of worst case is recorded in the report.
Pre-scan	04	TX mode (U-NII-3) _Keep the EUT in continuously transmitting mode with all modulation types. All data rates for each modulation type have been tested and found the data rate @ 6Mbps is the worst case of IEEE 802.11a; data rate @ MCS0 is the worst case of IEEE 802.11n/ac 20/40/80, Only the data of worst case is recorded in the report.



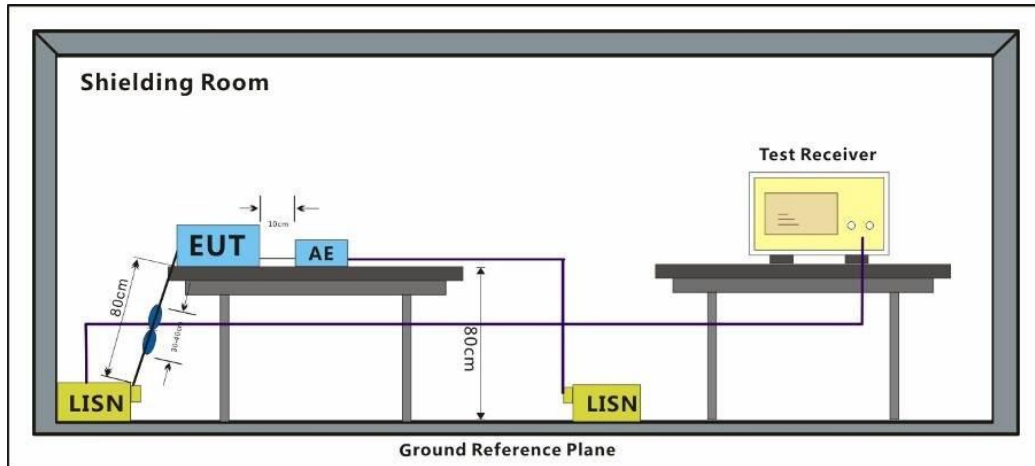
Unless otherwise agreed in writing, this document is issued by the Company subject to its General Conditions of Service printed overleaf, available on request or accessible at <https://www.sgs.com/en/Terms-and-Conditions>. Attention is drawn to the limitation of liability, indemnification and jurisdiction issues defined therein. Any holder of this document is advised that information contained hereon reflects the Company's findings at the time of its intervention only and within the limits of Client's instructions, if any. The Company's sole responsibility is to its Client and this document does not exonerate parties to a transaction from exercising all their rights and obligations under the transaction documents. This document cannot be reproduced except in full, without prior written approval of the Company. Any unauthorized alteration, forgery or falsification of the content or appearance of this document is unlawful and offenders may be prosecuted to the fullest extent of the law. Unless otherwise stated the results shown in this test report refer only to the sample(s) tested and such sample(s) are retained for 30 days only.

Attention: To check the authenticity of testing /inspection report & certificate, please contact us at telephone: (86-755) 8307 1443, or email: [CN.Doccheck@sgs.com](mailto:CN.Doccheck@sgs.com)

SGS-CSTC Standards Technical Services Co., Ltd.  
Shenzhen Branch Inspection & Testing Laboratory

No.1 Workshop, M-10, Middle Section, Science & Technology Park, Nanshan District, Shenzhen, Guangdong, China 518057 t (86-755) 26012053 f (86-755) 26710594 www.sgsgroup.com.cn  
中国·广东·深圳市南山区科技园中区M-10栋1号厂房 邮编: 518057 t (86-755) 26012053 f (86-755) 26710594 sgs.china@sgs.com

### 7.1.3 Test Setup Diagram



### 7.1.4 Measurement Procedure and Data

- 1) The mains terminal disturbance voltage test was conducted in a shielded room.
- 2) The EUT was connected to AC power source through a LISN 1 (Line Impedance Stabilization Network) which provides a 50ohm/50μH + 5ohm linear impedance. The power cables of all other units of the EUT were connected to a second LISN 2, which was bonded to the ground reference plane in the same way as the LISN 1 for the unit being measured. A multiple socket outlet strip was used to connect multiple power cables to a single LISN provided the rating of the LISN was not exceeded.
- 3) The tabletop EUT was placed upon a non-metallic table 0.8m above the ground reference plane. And for floor-standing arrangement, the EUT was placed on the horizontal ground reference plane,
- 4) The test was performed with a vertical ground reference plane. The rear of the EUT shall be 0.4 m from the vertical ground reference plane. The vertical ground reference plane was bonded to the horizontal ground reference plane. The LISN 1 was placed 0.8 m from the boundary of the unit under test and bonded to a ground reference plane for LISNs mounted on top of the ground reference plane. This distance was between the closest points of the LISN 1 and the EUT. All other units of the EUT and associated equipment was at least 0.8 m from the LISN 2.
- 5) In order to find the maximum emission, the relative positions of equipment and all of the interface cables must be changed according to ANSI C63.10 on conducted measurement.

Remark: Level=Read Level+ Cable Loss+ LISN Factor





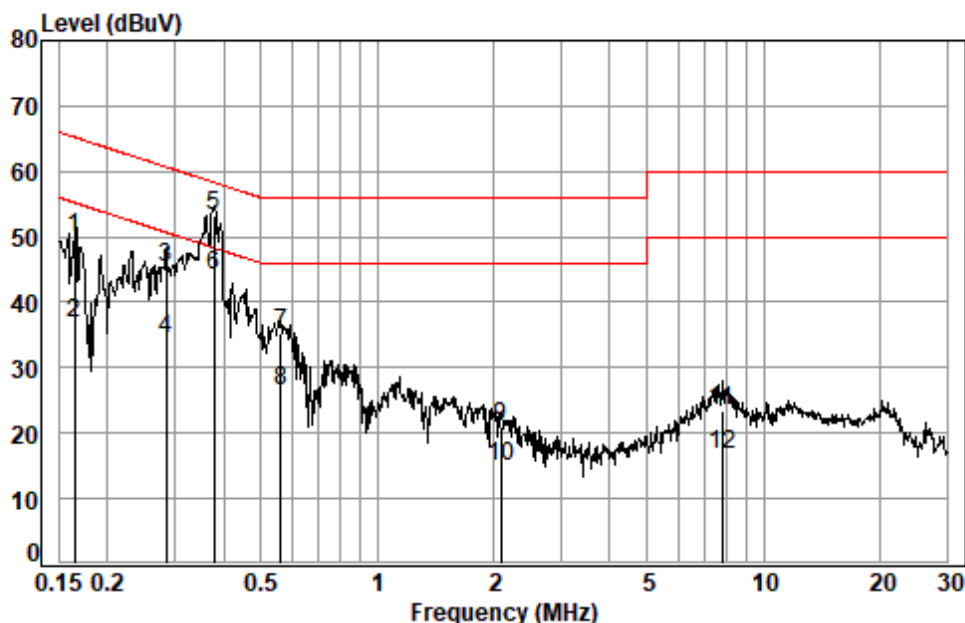
## SGS-CSTC Standards Technical Services Co., Ltd. Shenzhen Branch

SZEMC-TRF-01 Rev. A/1

Report No.: SZCR240100004303

Page: 21 of 476

Test Mode: 01; Line: Live line



Site : Shielding Room

Condition: Line

Job No. : 00043AT

Test mode: 01

	Freq	Cable Loss	LISN Factor	Read Level	Level	Limit Line	Over Limit	Remark
	MHz	dB	dB	dBuV	dBuV	dBuV	dB	
1	0.1650	0.02	9.90	40.08	50.00	65.21	-15.21	QP
2	0.1650	0.02	9.90	26.99	36.91	55.21	-18.30	Average
3	0.2848	0.03	10.00	35.29	45.32	60.68	-15.36	QP
4	0.2848	0.03	10.00	24.49	34.52	50.68	-16.16	Average
5 *	0.3791	0.03	10.02	43.07	53.12	58.30	-5.18	QP
6 *	0.3791	0.03	10.02	33.95	44.00	48.30	-4.30	Average
7	0.5641	0.04	9.98	25.29	35.31	56.00	-20.69	QP
8	0.5641	0.04	9.98	16.41	26.43	46.00	-19.57	Average
9	2.0879	0.07	10.09	10.80	20.96	56.00	-35.04	QP
10	2.0879	0.07	10.09	4.73	14.89	46.00	-31.11	Average
11	7.8102	0.13	10.14	13.22	23.49	60.00	-36.51	QP
12	7.8102	0.13	10.14	6.37	16.64	50.00	-33.36	Average



SGS-CSTC Standards Technical Services Co., Ltd.  
Shenzhen Branch (Shenzhen EMC Laboratory)

Unless otherwise agreed in writing, this document is issued by the Company subject to its General Conditions of Service printed overleaf, available on request or accessible at <https://www.sgs.com/en/Terms-and-Conditions>. Attention is drawn to the limitation of liability, indemnification and jurisdiction issues defined therein. Any holder of this document is advised that information contained hereon reflects the Company's findings at the time of its intervention only and within the limits of Client's instructions, if any. The Company's sole responsibility is to its Client and this document does not exonerate parties to a transaction from exercising all their rights and obligations under the transaction documents. This document cannot be reproduced except in full, without prior written approval of the Company. Any unauthorized alteration, forgery or falsification of the content or appearance of this document is unlawful and offenders may be prosecuted to the fullest extent of the law. Unless otherwise stated the results shown in this test report refer only to the sample(s) tested and such sample(s) are retained for 30 days only.

Attention: To check the authenticity of testing /inspection report & certificate, please contact us at telephone: (86-755) 8307 1443, or email: [CN.Doccheck@sgs.com](mailto:CN.Doccheck@sgs.com)

No.1 Workshop, M-10, Middle Section, Science & Technology Park, Nanshan District, Shenzhen, Guangdong, China 518057 t (86-755) 26012053 f (86-755) 26710594 www.sgsgroup.com.cn  
中国·广东·深圳市南山区科技园中区M-10栋1号厂房 邮编: 518057 t (86-755) 26012053 f (86-755) 26710594 sgs.china@sgs.com

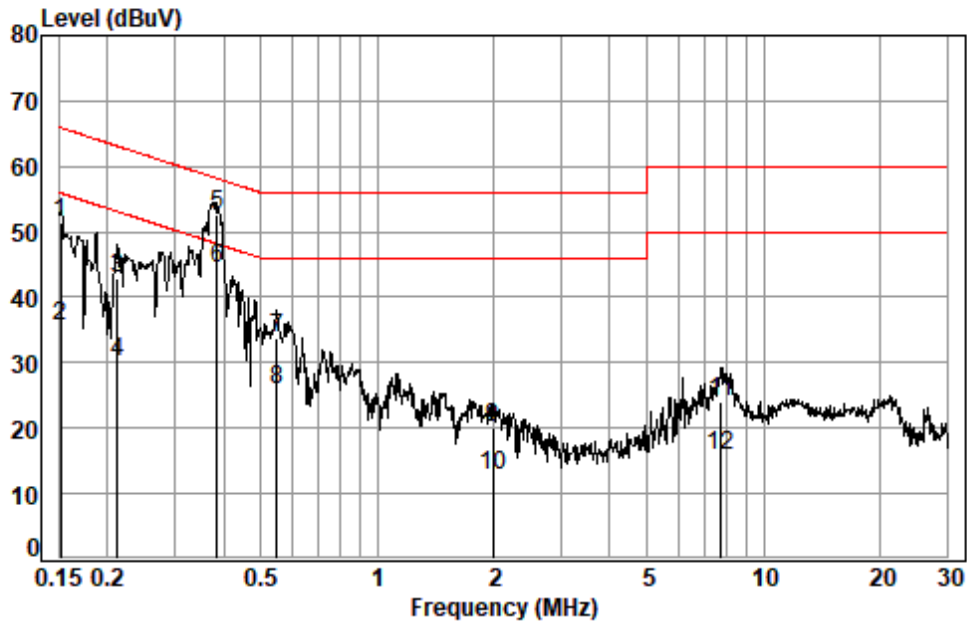
## SGS-CSTC Standards Technical Services Co., Ltd. Shenzhen Branch

SZEMC-TRF-01 Rev. A/1

Report No.: SZCR240100004303

Page: 22 of 476

Test Mode: 01; Line: Neutral Line



Site : Shielding Room  
Condition: Neutral  
Job No. : 00043AT  
Test mode: 01

	Freq	Cable Loss	LISN Factor	Read Level	Level	Limit Line	Over Limit	Remark
	MHz	dB	dB	dBuV	dBuV	dBuV	dB	
1	0.1516	0.02	9.88	41.61	51.51	65.91	-14.40	QP
2	0.1516	0.02	9.88	25.70	35.60	55.91	-20.31	Average
3	0.2128	0.03	9.92	33.09	43.04	63.10	-20.06	QP
4	0.2128	0.03	9.92	20.18	30.13	53.10	-22.97	Average
5 *	0.3852	0.03	9.92	42.80	52.75	58.17	-5.42	QP
6 *	0.3852	0.03	9.92	34.42	44.37	48.17	-3.80	Average
7	0.5493	0.04	9.95	23.87	33.86	56.00	-22.14	QP
8	0.5493	0.04	9.95	15.77	25.76	46.00	-20.24	Average
9	1.9906	0.07	9.96	9.96	19.99	56.00	-36.01	QP
10	1.9906	0.07	9.96	2.86	12.89	46.00	-33.11	Average
11	7.7689	0.13	10.15	13.77	24.05	60.00	-35.95	QP
12	7.7689	0.13	10.15	5.62	15.90	50.00	-34.10	Average



SGS-CSTC Standards Technical Services Co., Ltd.  
Shenzhen Branch, Nanshan District, Shenzhen, Guangdong, China

Unless otherwise agreed in writing, this document is issued by the Company subject to its General Conditions of Service printed overleaf, available on request or accessible at <https://www.sgs.com/en/Terms-and-Conditions>. Attention is drawn to the limitation of liability, indemnification and jurisdiction issues defined therein. Any holder of this document is advised that information contained hereon reflects the Company's findings at the time of its intervention only and within the limits of Client's instructions, if any. The Company's sole responsibility is to its Client and this document does not exonerate parties to a transaction from exercising all their rights and obligations under the transaction documents. This document cannot be reproduced except in full, without prior written approval of the Company. Any unauthorized alteration, forgery or falsification of the content or appearance of this document is unlawful and offenders may be prosecuted to the fullest extent of the law. Unless otherwise stated the results shown in this test report refer only to the sample(s) tested and such sample(s) are retained for 30 days only.

Attention: To check the authenticity of testing /inspection report & certificate, please contact us at telephone: (86-755) 8307 1443, or email: [CN.Doccheck@sgs.com](mailto:CN.Doccheck@sgs.com)

No.1 Workshop, M-10, Middle Section, Science & Technology Park, Nanshan District, Shenzhen, Guangdong, China 518057 t (86-755) 26012053 f (86-755) 26710594 www.sgs.com.cn  
中国·广东·深圳市南山区科技园中区M-10栋1号厂房 邮编: 518057 t (86-755) 26012053 f (86-755) 26710594 sgs.china@sgs.com

# SGS-CSTC Standards Technical Services Co., Ltd. Shenzhen Branch

SZEMC-TRF-01 Rev. A/1

Report No.: SZCR240100004303

Page: 23 of 476

## 7.2 Duty Cycle

Test Requirement KDB 789033 D02 II B 1  
Test Method: KDB 789033 II B 1

### 7.2.1 E.U.T. Operation

Operating Environment:

Temperature: 20.9 °C Humidity: 31.2 % RH Atmospheric Pressure: 1020 mbar

### 7.2.2 Test Mode Description

Pre-scan / Final test	Mode Code	Description
Final test	01	TX mode (U-NII-1)_Keep the EUT in continuously transmitting mode with all modulation types. All data rates for each modulation type have been tested and found the data rate @ 6Mbps is the worst case of IEEE 802.11a; data rate @ MCS0 is the worst case of IEEE 802.11n/ac 20/40/80, Only the data of worst case is recorded in the report.
Final test	02	TX mode (U-NII-2A) _Keep the EUT in continuously transmitting mode with all modulation types. All data rates for each modulation type have been tested and found the data rate @ 6Mbps is the worst case of IEEE 802.11a; data rate @ MCS0 is the worst case of IEEE 802.11n/ac 20/40/80, Only the data of worst case is recorded in the report.
Final test	03	TX mode (U-NII-2C) _Keep the EUT in continuously transmitting mode with all modulation types. All data rates for each modulation type have been tested and found the data rate @ 6Mbps is the worst case of IEEE 802.11a; data rate @ MCS0 is the worst case of IEEE 802.11n/ac 20/40/80, Only the data of worst case is recorded in the report.
Final test	04	TX mode (U-NII-3) _Keep the EUT in continuously transmitting mode with all modulation types. All data rates for each modulation type have been tested and found the data rate @ 6Mbps is the worst case of IEEE 802.11a; data rate @ MCS0 is the worst case of IEEE 802.11n/ac 20/40/80, Only the data of worst case is recorded in the report.



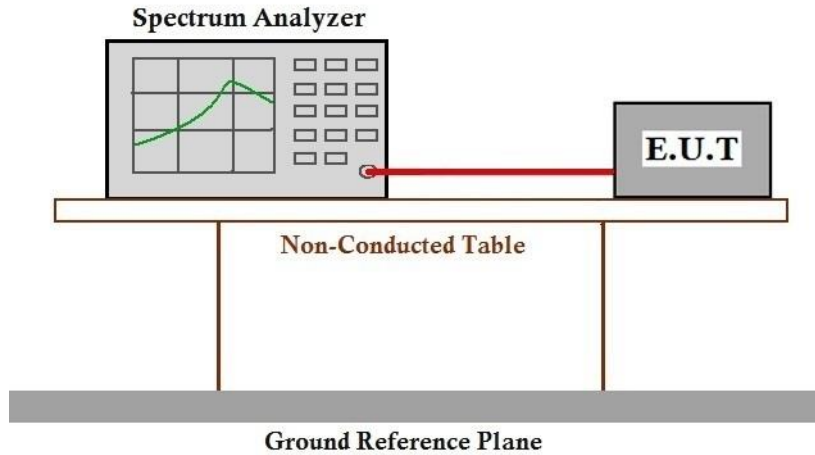
SGS-CSTC Standards Technical Services Co., Ltd.  
Shenzhen Branch Inspection & Testing Services Laboratory

Unless otherwise agreed in writing, this document is issued by the Company subject to its General Conditions of Service printed overleaf, available on request or accessible at <https://www.sgs.com/en/Terms-and-Conditions>. Attention is drawn to the limitation of liability, indemnification and jurisdiction issues defined therein. Any holder of this document is advised that information contained hereon reflects the Company's findings at the time of its intervention only and within the limits of Client's instructions, if any. The Company's sole responsibility is to its Client and this document does not exonerate parties to a transaction from exercising all their rights and obligations under the transaction documents. This document cannot be reproduced except in full, without prior written approval of the Company. Any unauthorized alteration, forgery or falsification of the content or appearance of this document is unlawful and offenders may be prosecuted to the fullest extent of the law. Unless otherwise stated the results shown in this test report refer only to the sample(s) tested and such sample(s) are retained for 30 days only.

Attention: To check the authenticity of testing /inspection report & certificate, please contact us at telephone: (86-755) 8307 1443, or email: [CN.Doccheck@sgs.com](mailto:CN.Doccheck@sgs.com)

No.1 Workshop, M-10, Middle Section, Science & Technology Park, Nanshan District, Shenzhen, Guangdong, China 518057 t (86-755) 26012053 f (86-755) 26710594 www.sgsgroup.com.cn  
中国·广东·深圳市南山区科技园中区M-10栋1号厂房 邮编: 518057 t (86-755) 26012053 f (86-755) 26710594 sgs.china@sgs.com

### 7.2.3 Test Setup Diagram



### 7.2.4 Measurement Procedure and Data

Please Refer to Appendix for Details



Unless otherwise agreed in writing, this document is issued by the Company subject to its General Conditions of Service printed overleaf, available on request or accessible at <https://www.sgs.com/en/Terms-and-Conditions>. Attention is drawn to the limitation of liability, indemnification and jurisdiction issues defined therein. Any holder of this document is advised that information contained hereon reflects the Company's findings at the time of its intervention only and within the limits of Client's instructions, if any. The Company's sole responsibility is to its Client and this document does not exonerate parties to a transaction from exercising all their rights and obligations under the transaction documents. This document cannot be reproduced except in full, without prior written approval of the Company. Any unauthorized alteration, forgery or falsification of the content or appearance of this document is unlawful and offenders may be prosecuted to the fullest extent of the law. Unless otherwise stated the results shown in this test report refer only to the sample(s) tested and such sample(s) are retained for 30 days only.

Attention: To check the authenticity of testing / inspection report & certificate, please contact us at telephone: (86-755) 8307 1443, or email: [CN.Doccheck@sgs.com](mailto:CN.Doccheck@sgs.com)

SGS-CSTC Standards Technical Services Co., Ltd.  
Shenzhen Branch  
Shenzhen Branch Testing & Calibration Laboratory

No.1 Workshop, M-10, Middle Section, Science & Technology Park, Nanshan District, Shenzhen, Guangdong, China 518057 t (86-755) 26012053 f (86-755) 26710594 www.sgsgroup.com.cn  
中国·广东·深圳市南山区科技园中区M-10栋1号厂房 邮编: 518057 t (86-755) 26012053 f (86-755) 26710594 sgs.china@sgs.com



# SGS-CSTC Standards Technical Services Co., Ltd. Shenzhen Branch

SZEMC-TRF-01 Rev. A/1

Report No.: SZCR240100004303

Page: 25 of 476

## 7.3 99% Bandwidth

Test Requirement N/A  
Test Method: KDB 789033 II D

### 7.3.1 E.U.T. Operation

Operating Environment:  
Temperature: 20.9 °C Humidity: 31.2 % RH Atmospheric Pressure: 1020 mbar

### 7.3.2 Test Mode Description

Pre-scan / Final test	Mode Code	Description
Final test	01	TX mode (U-NII-1)_Keep the EUT in continuously transmitting mode with all modulation types. All data rates for each modulation type have been tested and found the data rate @ 6Mbps is the worst case of IEEE 802.11a; data rate @ MCS0 is the worst case of IEEE 802.11n/ac 20/40/80, Only the data of worst case is recorded in the report.
Final test	02	TX mode (U-NII-2A) _Keep the EUT in continuously transmitting mode with all modulation types. All data rates for each modulation type have been tested and found the data rate @ 6Mbps is the worst case of IEEE 802.11a; data rate @ MCS0 is the worst case of IEEE 802.11n/ac 20/40/80, Only the data of worst case is recorded in the report.
Final test	03	TX mode (U-NII-2C) _Keep the EUT in continuously transmitting mode with all modulation types. All data rates for each modulation type have been tested and found the data rate @ 6Mbps is the worst case of IEEE 802.11a; data rate @ MCS0 is the worst case of IEEE 802.11n/ac 20/40/80, Only the data of worst case is recorded in the report.
Final test	04	TX mode (U-NII-3) _Keep the EUT in continuously transmitting mode with all modulation types. All data rates for each modulation type have been tested and found the data rate @ 6Mbps is the worst case of IEEE 802.11a; data rate @ MCS0 is the worst case of IEEE 802.11n/ac 20/40/80, Only the data of worst case is recorded in the report.



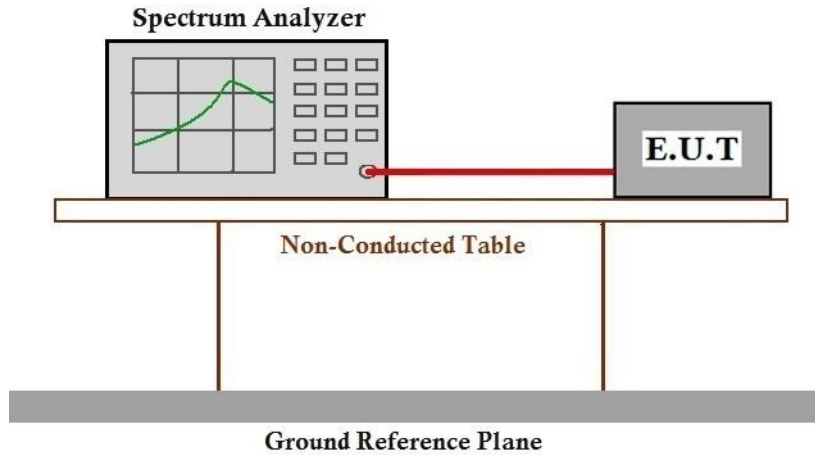
SGS-CSTC Standards Technical Services Co., Ltd.  
Shenzhen Branch Inspection & Testing Services Laboratory

Unless otherwise agreed in writing, this document is issued by the Company subject to its General Conditions of Service printed overleaf, available on request or accessible at <https://www.sgs.com/en/Terms-and-Conditions>. Attention is drawn to the limitation of liability, indemnification and jurisdiction issues defined therein. Any holder of this document is advised that information contained hereon reflects the Company's findings at the time of its intervention only and within the limits of Client's instructions, if any. The Company's sole responsibility is to its Client and this document does not exonerate parties to a transaction from exercising all their rights and obligations under the transaction documents. This document cannot be reproduced except in full, without prior written approval of the Company. Any unauthorized alteration, forgery or falsification of the content or appearance of this document is unlawful and offenders may be prosecuted to the fullest extent of the law. Unless otherwise stated the results shown in this test report refer only to the sample(s) tested and such sample(s) are retained for 30 days only.

Attention: To check the authenticity of testing /inspection report & certificate, please contact us at telephone: (86-755) 8307 1443, or email: [CN.Doccheck@sgs.com](mailto:CN.Doccheck@sgs.com)

No.1 Workshop, M-10, Middle Section, Science & Technology Park, Nanshan District, Shenzhen, Guangdong, China 518057 t (86-755) 26012053 f (86-755) 26710594 www.sgsgroup.com.cn  
中国·广东·深圳市南山区科技园中区M-10栋1号厂房 邮编: 518057 t (86-755) 26012053 f (86-755) 26710594 sgs.china@sgs.com

### 7.3.3 Test Setup Diagram



### 7.3.4 Measurement Procedure and Data

Please Refer to Appendix for Details

# SGS-CSTC Standards Technical Services Co., Ltd. Shenzhen Branch

SZEMC-TRF-01 Rev. A/1

Report No.: SZCR240100004303

Page: 27 of 476

## 7.4 26dB Emission bandwidth

Test Requirement 47 CFR Part 15, Subpart E 15.407 (a)

Test Method: KDB 789033 D02 II C 1

### 7.4.1 E.U.T. Operation

Operating Environment:

Temperature: 20.9 °C Humidity: 31.2 % RH Atmospheric Pressure: 1020 mbar

### 7.4.2 Test Mode Description

Pre-scan / Final test	Mode Code	Description
Final test	01	TX mode (U-NII-1)_Keep the EUT in continuously transmitting mode with all modulation types. All data rates for each modulation type have been tested and found the data rate @ 6Mbps is the worst case of IEEE 802.11a; data rate @ MCS0 is the worst case of IEEE 802.11n/ac 20/40/80, Only the data of worst case is recorded in the report.
Final test	02	TX mode (U-NII-2A) _Keep the EUT in continuously transmitting mode with all modulation types. All data rates for each modulation type have been tested and found the data rate @ 6Mbps is the worst case of IEEE 802.11a; data rate @ MCS0 is the worst case of IEEE 802.11n/ac 20/40/80, Only the data of worst case is recorded in the report.
Final test	03	TX mode (U-NII-2C) _Keep the EUT in continuously transmitting mode with all modulation types. All data rates for each modulation type have been tested and found the data rate @ 6Mbps is the worst case of IEEE 802.11a; data rate @ MCS0 is the worst case of IEEE 802.11n/ac 20/40/80, Only the data of worst case is recorded in the report.
Final test	04	TX mode (U-NII-3) _Keep the EUT in continuously transmitting mode with all modulation types. All data rates for each modulation type have been tested and found the data rate @ 6Mbps is the worst case of IEEE 802.11a; data rate @ MCS0 is the worst case of IEEE 802.11n/ac 20/40/80, Only the data of worst case is recorded in the report.



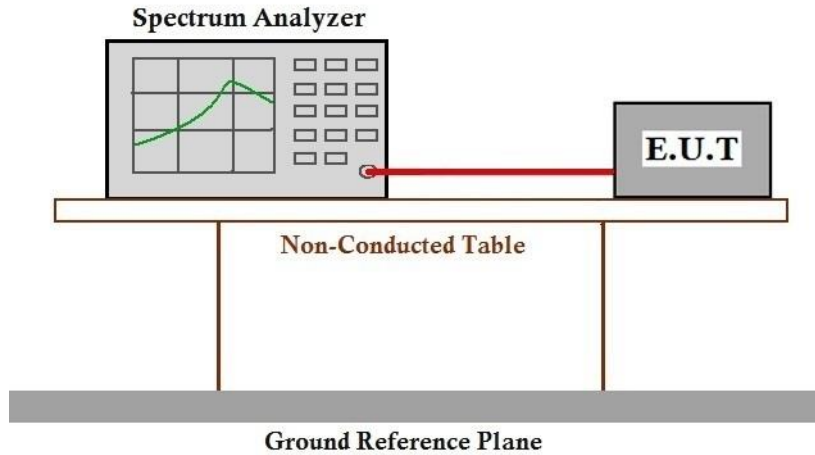
SGS-CSTC Standards Technical Services Co., Ltd.  
Shenzhen Branch Inspection & Testing Services Laboratory

Unless otherwise agreed in writing, this document is issued by the Company subject to its General Conditions of Service printed overleaf, available on request or accessible at <https://www.sgs.com/en/Terms-and-Conditions>. Attention is drawn to the limitation of liability, indemnification and jurisdiction issues defined therein. Any holder of this document is advised that information contained hereon reflects the Company's findings at the time of its intervention only and within the limits of Client's instructions, if any. The Company's sole responsibility is to its Client and this document does not exonerate parties to a transaction from exercising all their rights and obligations under the transaction documents. This document cannot be reproduced except in full, without prior written approval of the Company. Any unauthorized alteration, forgery or falsification of the content or appearance of this document is unlawful and offenders may be prosecuted to the fullest extent of the law. Unless otherwise stated the results shown in this test report refer only to the sample(s) tested and such sample(s) are retained for 30 days only.

Attention: To check the authenticity of testing /inspection report & certificate, please contact us at telephone: (86-755) 8307 1443, or email: [CN.Doccheck@sgs.com](mailto:CN.Doccheck@sgs.com)

No.1 Workshop, M-10, Middle Section, Science & Technology Park, Nanshan District, Shenzhen, Guangdong, China 518057 t (86-755) 26012053 f (86-755) 26710594 www.sgsgroup.com.cn  
中国·广东·深圳市南山区科技园中区M-10栋1号厂房 邮编: 518057 t (86-755) 26012053 f (86-755) 26710594 sgs.china@sgs.com

### 7.4.3 Test Setup Diagram



### 7.4.4 Measurement Procedure and Data

Please Refer to Appendix for Details



### 7.5 Minimum 6 dB bandwidth (5.725-5.85 GHz band )

Test Requirement 47 CFR Part 15, Subpart E 15.407 (e)

Test Method: KDB 789033 D02 II C 2

Limit:

Frequency band(MHz)	Limit
5725-5850	≥500 kHz

#### 7.5.1 E.U.T. Operation

Operating Environment:

Temperature: 20.9 °C

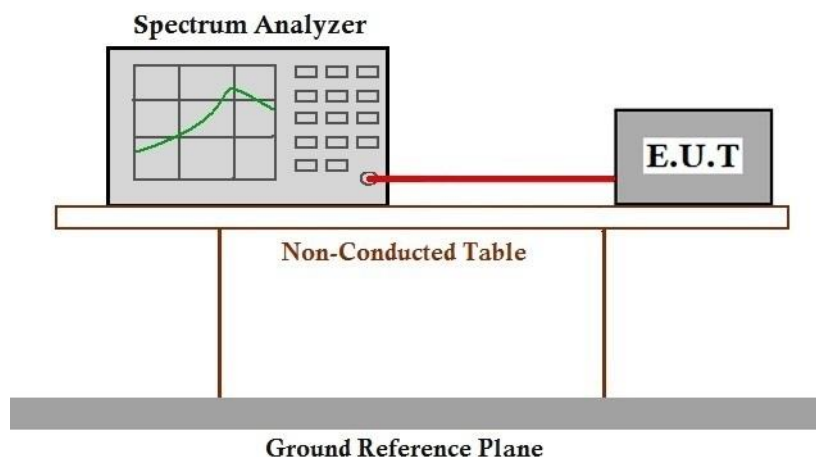
Humidity: 31.2 % RH

Atmospheric Pressure: 1020 mbar

#### 7.5.2 Test Mode Description

Pre-scan / Final test	Mode Code	Description
Final test	04	TX mode (U-NII-3) _Keep the EUT in continuously transmitting mode with all modulation types. All data rates for each modulation type have been tested and found the data rate @ 6Mbps is the worst case of IEEE 802.11a; data rate @ MCS0 is the worst case of IEEE 802.11n/ac 20/40/80, Only the data of worst case is recorded in the report.

#### 7.5.3 Test Setup Diagram



#### 7.5.4 Measurement Procedure and Data

Please Refer to Appendix for Details



## 7.6 Maximum Conducted output power

Test Requirement 47 CFR Part 15, Subpart E 15.407 (a)

Test Method: KDB 789033 D02 II E

Limit:

Frequency band(MHz)	Limit
5150-5250	≤1W(30dBm) for master device
	≤250mW(24dBm) for client device
5250-5350	≤250mW(24dBm) or 11dBm+10logB*
5470-5725	≤250mW(24dBm) or 11dBm+10logB*
5725-5850	≤1W(30dBm)
Remark:	<p>* Where B is the 26dB emission bandwidth in MHz.</p> <p>The maximum conducted output power must be measured over any interval of continuous transmission using instrumentation calibrated in terms of an rms-equivalent voltage.</p>

### 7.6.1 E.U.T. Operation

Operating Environment:

Temperature: 20.9 °C

Humidity: 31.2 % RH

Atmospheric Pressure: 1020 mbar

### 7.6.2 Test Mode Description

Pre-scan / Final test	Mode Code	Description
Final test	01	TX mode (U-NII-1)_Keep the EUT in continuously transmitting mode with all modulation types. All data rates for each modulation type have been tested and found the data rate @ 6Mbps is the worst case of IEEE 802.11a; data rate @ MCS0 is the worst case of IEEE 802.11n/ac 20/40/80, Only the data of worst case is recorded in the report.
Final test	02	TX mode (U-NII-2A) _Keep the EUT in continuously transmitting mode with all modulation types. All data rates for each modulation type have been tested and found the data rate @ 6Mbps is the worst case of IEEE 802.11a; data rate @ MCS0 is the worst case of IEEE 802.11n/ac 20/40/80, Only the data of worst case is recorded in the report.
Final test	03	TX mode (U-NII-2C) _Keep the EUT in continuously transmitting mode with all modulation types. All data rates for each modulation type have been tested and found the data rate @ 6Mbps is the worst case of IEEE 802.11a; data rate @ MCS0 is the worst case of IEEE 802.11n/ac 20/40/80, Only the data of worst case is recorded in the report.
Final test	04	TX mode (U-NII-3) _Keep the EUT in continuously transmitting mode with all modulation types. All data rates for each modulation type have been tested and



Unless otherwise agreed in writing, this document is issued by the Company subject to its General Conditions of Service printed overleaf, available on request or accessible at <https://www.sgs.com/en/Terms-and-Conditions>. Attention is drawn to the limitation of liability, indemnification and jurisdiction issues defined therein. Any holder of this document is advised that information contained hereon reflects the Company's findings at the time of its intervention only and within the limits of Client's instructions, if any. The Company's sole responsibility is to its Client and this document does not exonerate parties to a transaction from exercising all their rights and obligations under the transaction documents. This document cannot be reproduced except in full, without prior written approval of the Company. Any unauthorized alteration, forgery or falsification of the content or appearance of this document is unlawful and offenders may be prosecuted to the fullest extent of the law. Unless otherwise stated the results shown in this test report refer only to the sample(s) tested and such sample(s) are retained for 30 days only.

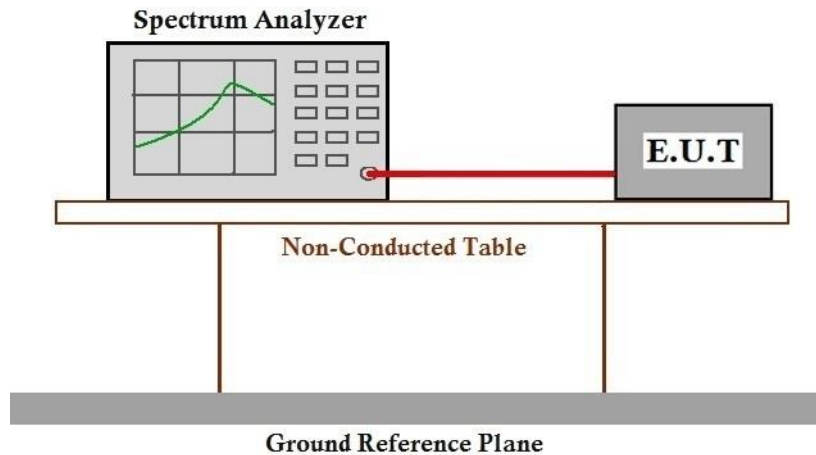
Attention: To check the authenticity of testing /inspection report & certificate, please contact us at telephone: (86-755) 8307 1443, or email: [CN.Doccheck@sgs.com](mailto:CN.Doccheck@sgs.com)

SGS-CSTC Standards Technical Services Co., Ltd.  
Shenzhen Branch Inspection & Testing Laboratory

No.1 Workshop, M-10, Middle Section, Science & Technology Park, Nanshan District, Shenzhen, Guangdong, China 518057 t (86-755) 26012053 f (86-755) 26710594 www.sgs.com.cn  
中国·广东·深圳市南山区科技园中区M-10栋1号厂房 邮编: 518057 t (86-755) 26012053 f (86-755) 26710594 sgs.china@sgs.com

		found the data rate @ 6Mbps is the worst case of IEEE 802.11a; data rate @ MCS0 is the worst case of IEEE 802.11n/ac 20/40/80, Only the data of worst case is recorded in the report.
--	--	---

### 7.6.3 Test Setup Diagram



### 7.6.4 Measurement Procedure and Data

Note: Since the verify power the same operating range bandwidth and smaller power can be covered by the higher power.

Please Refer to Appendix for Details

### 7.7 Peak Power spectrum density

Test Requirement 47 CFR Part 15, Subpart E 15.407 (a)

Test Method: KDB 789033 D02 II F

Limit:

Frequency band(MHz)	Limit
5150-5250	≤17dBm in 1MHz for master device
	≤11dBm in 1MHz for client device
5250-5350	≤11dBm in 1MHz for client device
5470-5725	≤11dBm in 1MHz for client device
5725-5850	≤30dBm in 500 kHz
Remark:	The maximum power spectral density is measured as a conducted emission by direct connection of a calibrated test instrument to the equipment under test.

#### 7.7.1 E.U.T. Operation

Operating Environment:

Temperature: 20.9 °C

Humidity: 31.2 % RH

Atmospheric Pressure: 1020 mbar

#### 7.7.2 Test Mode Description

Pre-scan / Final test	Mode Code	Description
Final test	01	TX mode (U-NII-1)_Keep the EUT in continuously transmitting mode with all modulation types. All data rates for each modulation type have been tested and found the data rate @ 6Mbps is the worst case of IEEE 802.11a; data rate @ MCS0 is the worst case of IEEE 802.11n/ac 20/40/80, Only the data of worst case is recorded in the report.
Final test	02	TX mode (U-NII-2A) _Keep the EUT in continuously transmitting mode with all modulation types. All data rates for each modulation type have been tested and found the data rate @ 6Mbps is the worst case of IEEE 802.11a; data rate @ MCS0 is the worst case of IEEE 802.11n/ac 20/40/80, Only the data of worst case is recorded in the report.
Final test	03	TX mode (U-NII-2C) _Keep the EUT in continuously transmitting mode with all modulation types. All data rates for each modulation type have been tested and found the data rate @ 6Mbps is the worst case of IEEE 802.11a; data rate @ MCS0 is the worst case of IEEE 802.11n/ac 20/40/80, Only the data of worst case is recorded in the report.
Final test	04	TX mode (U-NII-3) _Keep the EUT in continuously transmitting mode with all modulation types. All data rates for each modulation type have been tested and found the data rate @ 6Mbps is the worst case of IEEE 802.11a; data rate @ MCS0 is the worst case of IEEE 802.11n/ac 20/40/80, Only the data of worst case is recorded in the report.



Unless otherwise agreed in writing, this document is issued by the Company subject to its General Conditions of Service printed overleaf, available on request or accessible at <https://www.sgs.com/en/Terms-and-Conditions>. Attention is drawn to the limitation of liability, indemnification and jurisdiction issues defined therein. Any holder of this document is advised that information contained hereon reflects the Company's findings at the time of its intervention only and within the limits of Client's instructions, if any. The Company's sole responsibility is to its Client and this document does not exonerate parties to a transaction from exercising all their rights and obligations under the transaction documents. This document cannot be reproduced except in full, without prior written approval of the Company. Any unauthorized alteration, forgery or falsification of the content or appearance of this document is unlawful and offenders may be prosecuted to the fullest extent of the law. Unless otherwise stated the results shown in this test report refer only to the sample(s) tested and such sample(s) are retained for 30 days only.

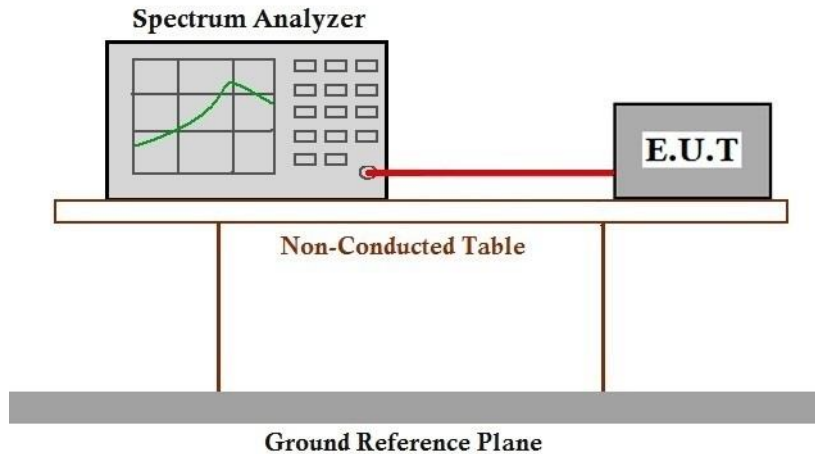
Attention: To check the authenticity of testing /inspection report & certificate, please contact us at telephone: (86-755) 8307 1443, or email: [CN.Doccheck@sgs.com](mailto:CN.Doccheck@sgs.com)

SGS-CSTC Standards Technical Services Co., Ltd.  
Shenzhen Branch Inspection & Testing Services

No.1 Workshop, M-10, Middle Section, Science & Technology Park, Nanshan District, Shenzhen, Guangdong, China 518057 t (86-755) 26012053 f (86-755) 26710594 www.sgs.com.cn  
中国·广东·深圳市南山区科技园中区M-10栋1号厂房 邮编: 518057 t (86-755) 26012053 f (86-755) 26710594 sgs.china@sgs.com



### 7.7.3 Test Setup Diagram



### 7.7.4 Measurement Procedure and Data

Please Refer to Appendix for Details



### 7.8 Radiated Emissions (Below 1GHz)

Test Requirement 47 CFR Part 15, Subpart C 15.209 & Subpart E 15.407(b)

Test Method: KDB 789033 D02 II G

Measurement Distance: 3m

Limit:

Frequency(MHz)	Field strength(microvolts/meter)	Measurement distance(meters)
0.009-0.490	2400/F(kHz)	300
0.490-1.705	24000/F(kHz)	30
1.705-30.0	30	30
30-88	100	3
88-216	150	3
216-960	200	3
960-1000	500	3

#### 7.8.1 E.U.T. Operation

Operating Environment:

Temperature: 23.2 °C

Humidity: 45.8 % RH

Atmospheric Pressure: 1000 mbar

#### 7.8.2 Test Mode Description

Pre-scan / Final test	Mode Code	Description
Final test	01	TX mode (U-NII-1) _Keep the EUT in continuously transmitting mode with all modulation types. All data rates for each modulation type have been tested and found the data rate @ 6Mbps is the worst case of IEEE 802.11a; data rate @ MCS0 is the worst case of IEEE 802.11n/ac 20/40/80, Only the data of worst case is recorded in the report.
Pre-scan	02	TX mode (U-NII-2A) _Keep the EUT in continuously transmitting mode with all modulation types. All data rates for each modulation type have been tested and found the data rate @ 6Mbps is the worst case of IEEE 802.11a; data rate @ MCS0 is the worst case of IEEE 802.11n/ac 20/40/80, Only the data of worst case is recorded in the report.
Pre-scan	03	TX mode (U-NII-2C) _Keep the EUT in continuously transmitting mode with all modulation types. All data rates for each modulation type have been tested and found the data rate @ 6Mbps is the worst case of IEEE 802.11a; data rate @ MCS0 is the worst case of IEEE 802.11n/ac 20/40/80, Only the data of worst case is recorded in the report.
Pre-scan	04	TX mode (U-NII-3) _Keep the EUT in continuously transmitting mode with all modulation types. All data rates for each modulation type have been tested and found the data rate @ 6Mbps is the worst case of IEEE 802.11a; data rate @ MCS0 is the worst case of IEEE 802.11n/ac 20/40/80, Only the data of worst case is recorded in the report.



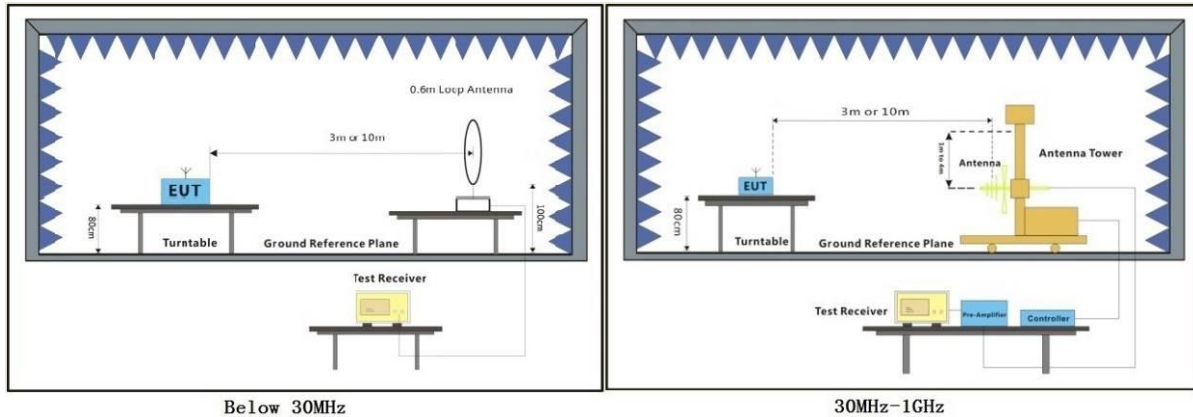
Unless otherwise agreed in writing, this document is issued by the Company subject to its General Conditions of Service printed overleaf, available on request or accessible at <https://www.sgs.com/en/Terms-and-Conditions>. Attention is drawn to the limitation of liability, indemnification and jurisdiction issues defined therein. Any holder of this document is advised that information contained hereon reflects the Company's findings at the time of its intervention only and within the limits of Client's instructions, if any. The Company's sole responsibility is to its Client and this document does not exonerate parties to a transaction from exercising all their rights and obligations under the transaction documents. This document cannot be reproduced except in full, without prior written approval of the Company. Any unauthorized alteration, forgery or falsification of the content or appearance of this document is unlawful and offenders may be prosecuted to the fullest extent of the law. Unless otherwise stated the results shown in this test report refer only to the sample(s) tested and such sample(s) are retained for 30 days only.

Attention: To check the authenticity of testing /inspection report & certificate, please contact us at telephone: (86-755) 8307 1443, or email: [CN.Doccheck@sgs.com](mailto:CN.Doccheck@sgs.com)

SGS-CSTC Standards Technical Services Co., Ltd.  
Shenzhen Branch Inspection & Testing Services Laboratory

No.1 Workshop, M-10, Middle Section, Science & Technology Park, Nanshan District, Shenzhen, Guangdong, China 518057 t (86-755) 26012053 f (86-755) 26710594 www.sgsgroup.com.cn  
中国·广东·深圳市南山区科技园中区M-10栋1号厂房 邮编: 518057 t (86-755) 26012053 f (86-755) 26710594 sgs.china@sgs.com

### 7.8.3 Test Setup Diagram



Below 30MHz

30MHz-1GHz



## 7.8.4 Measurement Procedure and Data

- a. For below 1GHz, the EUT was placed on the top of a rotating table 0.8 meters above the ground at a 3 meter semi-anechoic chamber. The table was rotated 360 degrees to determine the position of the highest radiation.
- b. The EUT was set 3 or 10 meters away from the interference-receiving antenna, which was mounted on the top of a variable-height antenna tower.
- c. The antenna height is varied from one meter to four meters above the ground to determine the maximum value of the field strength. Both horizontal and vertical polarizations of the antenna are set to make the measurement.
- d. For each suspected emission, the EUT was arranged to its worst case and then the antenna was tuned to heights from 1 meter to 4 meters (for the test frequency of below 30MHz, the antenna was tuned to heights 1 meter) and the rotatable table was turned from 0 degrees to 360 degrees to find the maximum reading.
- e. The test-receiver system was set to Peak Detect Function and Specified Bandwidth with Maximum Hold Mode.
- f. If the emission level of the EUT in peak mode was 10dB lower than the limit specified, then testing could be stopped and the peak values of the EUT would be reported. Otherwise the emissions that did not have 10dB margin would be re-tested one by one using quasi-peak method as specified and then reported in a data sheet.
- g. Test the EUT in the lowest channel, the middle channel, the Highest channel.
- h. The radiation measurements are performed in X, Y, Z axis positioning for Transmitting mode, and found the X axis positioning which it is the worst case.
- i. Repeat above procedures until all frequencies measured was complete.

Remark:

1. Level= Read Level+ Cable Loss+ Antenna Factor- Preamp Factor
2. For emission below 1GHz, through the pre-scan found the worst case is the lowest channel of 802.11a. Only the worst case is recorded in the report.
3. Scan from 9kHz to 30MHz, the disturbance below 30MHz was very low. The points marked on above plots are the highest emissions could be found when testing, so only above points had been displayed. The amplitude of spurious emissions from the radiator which are attenuated more than 20dB below the limit need not be reported.
4. The disturbance below 1GHz was very low and the harmonics were the highest point could be found when testing, so only the above harmonics had been displayed.





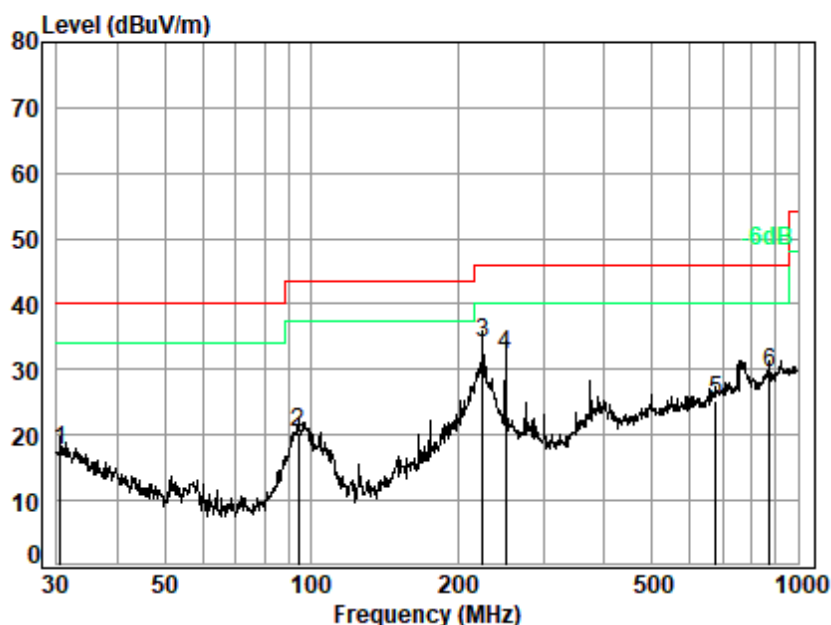
## SGS-CSTC Standards Technical Services Co., Ltd. Shenzhen Branch

SZEMC-TRF-01 Rev. A/1

Report No.: SZCR240100004303

Page: 37 of 476

Test Mode: 01; Polarity: Horizontal



Site : chamber

Condition: 3m HORIZONTAL

Job No. : 00043AT/00044AT

Test Mode: 01

	Ant	Cable	Preamp	Read		Limit	Over	
	Freq	Factor	Loss	Factor	Level	Level	Line	Limit
	MHz	dB/m	dB	dB	dBuV	dBuV/m	dBuV/m	dB
1	30.53	20.95	0.65	27.80	23.83	17.63	40.00	-22.37 QP
2	94.10	12.05	1.15	27.63	34.81	20.38	43.50	-23.12 QP
3 q	225.31	15.77	1.84	27.16	43.54	33.99	46.00	-12.01 QP
4	250.30	17.24	1.95	27.07	40.15	32.27	46.00	-13.73 QP
5	677.58	25.80	3.44	27.99	24.05	25.30	46.00	-20.70 QP
6	875.25	27.66	4.03	27.25	25.02	29.46	46.00	-16.54 QP



Unless otherwise agreed in writing, this document is issued by the Company subject to its General Conditions of Service printed overleaf, available on request or accessible at <https://www.sgs.com/en/Terms-and-Conditions>. Attention is drawn to the limitation of liability, indemnification and jurisdiction issues defined therein. Any holder of this document is advised that information contained hereon reflects the Company's findings at the time of its intervention only and within the limits of Client's instructions, if any. The Company's sole responsibility is to its Client and this document does not exonerate parties to a transaction from exercising all their rights and obligations under the transaction documents. This document cannot be reproduced except in full, without prior written approval of the Company. Any unauthorized alteration, forgery or falsification of the content or appearance of this document is unlawful and offenders may be prosecuted to the fullest extent of the law. Unless otherwise stated the results shown in this test report refer only to the sample(s) tested and such sample(s) are retained for 30 days only.

Attention: To check the authenticity of testing /inspection report & certificate, please contact us at telephone: (86-755) 8307 1443, or email: [CN.Doccheck@sgs.com](mailto:CN.Doccheck@sgs.com)

SGS-CSTC Standards Technical Services Co., Ltd.  
Shenzhen Branch Testing & Calibration Laboratory

No.1 Workshop, M-10, Middle Section, Science & Technology Park, Nanshan District, Shenzhen, Guangdong, China 518057 t (86-755) 26012053 f (86-755) 26710594 www.sgs.com.cn  
中国·广东·深圳市南山区科技园中区M-10栋1号厂房 邮编: 518057 t (86-755) 26012053 f (86-755) 26710594 sgs.china@sgs.com

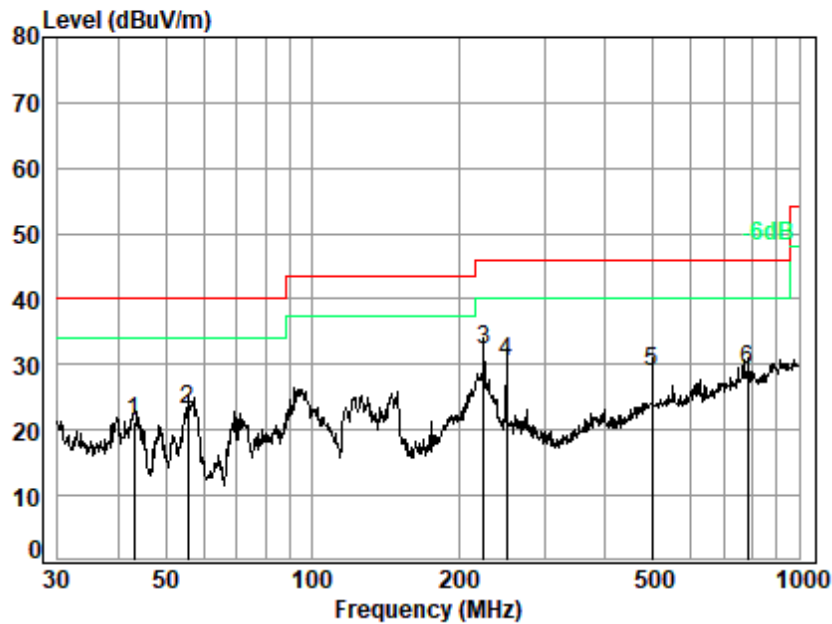
## SGS-CSTC Standards Technical Services Co., Ltd. Shenzhen Branch

SZEMC-TRF-01 Rev. A/1

Report No.: SZCR240100004303

Page: 38 of 476

Test Mode: 01; Polarity: Vertical



Site : chamber

Condition: 3m VERTICAL

Job No. : 00043AT/00044AT

Test Mode: 01

	Ant	Cable	Preamp	Read		Limit	Over	
	Freq	Factor	Loss	Factor	Level	Level	Line	Limit Remark
	MHz	dB/m	dB	dB	dBuV	dBuV/m	dBuV/m	dB
1	43.05	14.96	0.77	27.77	33.26	21.22	40.00	-18.78 QP
2	55.41	11.93	0.88	27.73	38.11	23.19	40.00	-16.81 QP
3 q	225.31	15.77	1.84	27.16	41.75	32.20	46.00	-13.80 QP
4	250.30	17.24	1.95	27.07	38.34	30.46	46.00	-15.54 QP
5	499.42	22.90	2.89	27.78	30.92	28.93	46.00	-17.07 QP
6	785.09	27.15	3.78	27.66	25.83	29.10	46.00	-16.90 QP



SGS-CSTC Standards Technical Services Co., Ltd.  
Shenzhen Branch Testing & Calibration Laboratory

Unless otherwise agreed in writing, this document is issued by the Company subject to its General Conditions of Service printed overleaf, available on request or accessible at <https://www.sgs.com/en/Terms-and-Conditions>. Attention is drawn to the limitation of liability, indemnification and jurisdiction issues defined therein. Any holder of this document is advised that information contained hereon reflects the Company's findings at the time of its intervention only and within the limits of Client's instructions, if any. The Company's sole responsibility is to its Client and this document does not exonerate parties to a transaction from exercising all their rights and obligations under the transaction documents. This document cannot be reproduced except in full, without prior written approval of the Company. Any unauthorized alteration, forgery or falsification of the content or appearance of this document is unlawful and offenders may be prosecuted to the fullest extent of the law. Unless otherwise stated the results shown in this test report refer only to the sample(s) tested and such sample(s) are retained for 30 days only.

Attention: To check the authenticity of testing /inspection report & certificate, please contact us at telephone: (86-755) 8307 1443, or email: [CN.Doccheck@sgs.com](mailto:CN.Doccheck@sgs.com)

No.1 Workshop, M-10, Middle Section, Science & Technology Park, Nanshan District, Shenzhen, Guangdong, China 518057 t (86-755) 26012053 f (86-755) 26710594 www.sgsgroup.com.cn  
中国·广东·深圳市南山区科技园中区M-10栋1号厂房 邮编: 518057 t (86-755) 26012053 f (86-755) 26710594 sgs.china@sgs.com

## 7.9 Radiated Emissions (Above 1GHz)

Test Requirement 47 CFR Part 15, Subpart C 15.209 & Subpart E 15.407(b)

Test Method: KDB 789033 D02 II G

Measurement Distance: 3m

Limit:

Frequency(MHz)	Field strength(microvolts/meter)	Measurement distance(meters)
Above 1GHz	500	3
<p>*(1) For transmitters operating in the 5.15-5.25 GHz band: All emissions outside of the 5.15-5.35 GHz band shall not exceed an e.i.r.p. of -27 dBm/MHz.</p> <p>(2) For transmitters operating in the 5.25-5.35 GHz band: All emissions outside of the 5.15-5.35 GHz band shall not exceed an e.i.r.p. of -27 dBm/MHz.</p> <p>(3) For transmitters operating in the 5.47-5.725 GHz band: All emissions outside of the 5.47-5.725 GHz band shall not exceed an e.i.r.p. of -27 dBm/MHz.</p> <p>(4) For transmitters operating in the 5.725-5.85 GHz band:</p> <p>(i) All emissions shall be limited to a level of -27 dBm/MHz at 75 MHz or more above or below the band edge increasing linearly to 10 dBm/MHz at 25 MHz above or below the band edge, and from 25 MHz above or below the band edge increasing linearly to a level of 15.6 dBm/MHz at 5 MHz above or below the band edge, and from 5 MHz above or below the band edge increasing linearly to a level of 27 dBm/MHz at the band edge.</p> <p>Remark: The emission limits shown in the above table are based on measurements employing a CISPR quasi-peak detector except for the frequency bands 9-90kHz, 110-490kHz and above 1000 MHz. Radiated emission limits in these three bands are based on measurements employing an average detector, the peak field strength of any emission shall not exceed the maximum permitted average limits specified above by more than 20 dB under any condition of modulation.</p>		

### 7.9.1 E.U.T. Operation

Operating Environment:

Temperature: 17.7 °C

Humidity: 35.2 % RH

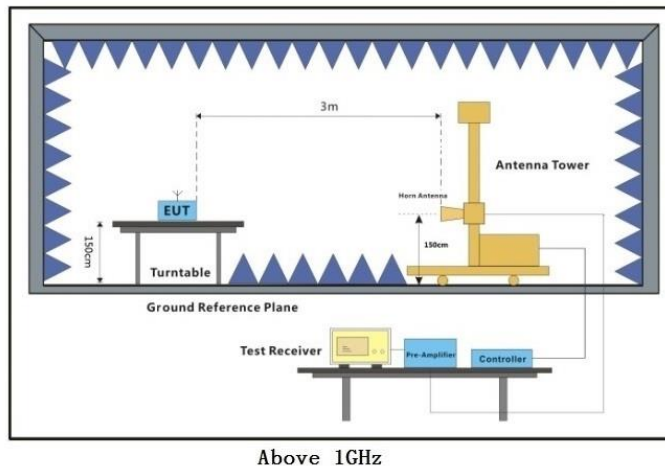
Atmospheric Pressure: 1020 mbar



### 7.9.2 Test Mode Description

Pre-scan / Final test	Mode Code	Description
Final test	01	TX mode (U-NII-1)_Keep the EUT in continuously transmitting mode with all modulation types. All data rates for each modulation type have been tested and found the data rate @ 6Mbps is the worst case of IEEE 802.11a; data rate @ MCS0 is the worst case of IEEE 802.11n/ac 20/40/80, Only the data of worst case is recorded in the report.
Final test	02	TX mode (U-NII-2A) _Keep the EUT in continuously transmitting mode with all modulation types. All data rates for each modulation type have been tested and found the data rate @ 6Mbps is the worst case of IEEE 802.11a; data rate @ MCS0 is the worst case of IEEE 802.11n/ac 20/40/80, Only the data of worst case is recorded in the report.
Final test	03	TX mode (U-NII-2C) _Keep the EUT in continuously transmitting mode with all modulation types. All data rates for each modulation type have been tested and found the data rate @ 6Mbps is the worst case of IEEE 802.11a; data rate @ MCS0 is the worst case of IEEE 802.11n/ac 20/40/80, Only the data of worst case is recorded in the report.
Final test	04	TX mode (U-NII-3) _Keep the EUT in continuously transmitting mode with all modulation types. All data rates for each modulation type have been tested and found the data rate @ 6Mbps is the worst case of IEEE 802.11a; data rate @ MCS0 is the worst case of IEEE 802.11n/ac 20/40/80, Only the data of worst case is recorded in the report.

### 7.9.3 Test Setup Diagram



Unless otherwise agreed in writing, this document is issued by the Company subject to its General Conditions of Service printed overleaf, available on request or accessible at <https://www.sgs.com/en/Terms-and-Conditions>. Attention is drawn to the limitation of liability, indemnification and jurisdiction issues defined therein. Any holder of this document is advised that information contained hereon reflects the Company's findings at the time of its intervention only and within the limits of Client's instructions, if any. The Company's sole responsibility is to its Client and this document does not exonerate parties to a transaction from exercising all their rights and obligations under the transaction documents. This document cannot be reproduced except in full, without prior written approval of the Company. Any unauthorized alteration, forgery or falsification of the content or appearance of this document is unlawful and offenders may be prosecuted to the fullest extent of the law. Unless otherwise stated the results shown in this test report refer only to the sample(s) tested and such sample(s) are retained for 30 days only.

Attention: To check the authenticity of testing /inspection report & certificate, please contact us at telephone: (86-755) 8307 1443, or email: [CN.Doccheck@sgs.com](mailto:CN.Doccheck@sgs.com)

SGS-CSTC Standards Technical Services Co., Ltd.  
Shenzhen Branch Testing & Calibration Laboratory

No.1 Workshop, M-10, Middle Section, Science & Technology Park, Nanshan District, Shenzhen, Guangdong, China 518057 t (86-755) 26012053 f (86-755) 26710594 www.sgsgroup.com.cn  
中国·广东·深圳市南山区科技园中区M-10栋1号厂房 邮编: 518057 t (86-755) 26012053 f (86-755) 26710594 sgs.china@sgs.com



## 7.9.4 Measurement Procedure and Data

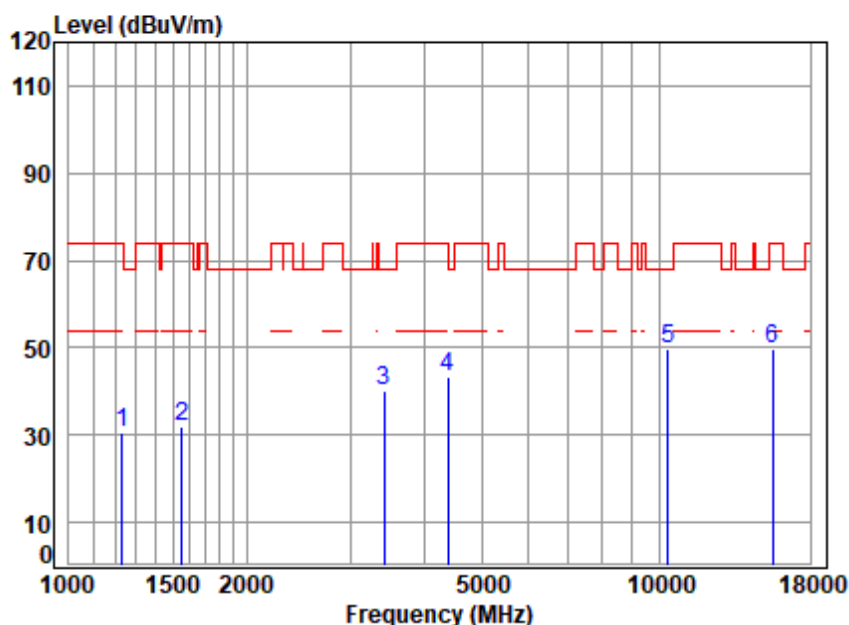
- a. For above 1GHz, the EUT was placed on the top of a rotating table 1.5 meters above the ground at a 3 meter fully-anechoic chamber. The table was rotated 360 degrees to determine the position of the highest radiation.
- b. The EUT was set 3 meters away from the interference-receiving antenna, which was mounted on the top of a variable-height antenna tower.
- c. The antenna height is varied from one meter to four meters above the ground to determine the maximum value of the field strength. Both horizontal and vertical polarizations of the antenna are set to make the measurement.
- d. For each suspected emission, the EUT was arranged to its worst case and then the antenna was tuned to heights from 1 meter to 4 meters (for the test frequency of below 30MHz, the antenna was tuned to heights 1 meter) and the rotatable table was turned from 0 degrees to 360 degrees to find the maximum reading.
- e. The test-receiver system was set to Peak Detect Function and Specified Bandwidth with Maximum Hold Mode.
- f. If the emission level of the EUT in peak mode was 10dB lower than the limit specified, then testing could be stopped and the peak values of the EUT would be reported. Otherwise the emissions that did not have 10dB margin would be re-tested one by one using peak or average method as specified and then reported in a data sheet.
- g. Test the EUT in the lowest channel, the middle channel, the Highest channel.
- h. The radiation measurements are performed in X, Y, Z axis positioning for Transmitting mode, and found the X axis positioning which it is the worst case.
- i. Repeat above procedures until all frequencies measured was complete.

Remark:

1. Level= Read Level+ Cable Loss+ Antenna Factor- Preamp Factor
2. Scan from 18GHz to 40GHz, the disturbance above 18GHz was very low. The points marked on above plots are the highest emissions could be found when testing, so only above points had been displayed. The amplitude of spurious emissions from the radiator which are attenuated more than 20dB below the limit need not be reported.
3. As shown in this section, for frequencies above 1GHz, the field strength limits are based on average limits. However, the peak field strength of any emission shall not exceed the maximum permitted average limits specified above by more than 20 dB under any condition of modulation. For the emissions whose peak level is lower than the average limit, only the peak measurement is shown in the report.
4. The disturbance above 18GHz were very low and the harmonics were the highest point could be found when testing, so only the above harmonics had been displayed.
5. For devices with multiple operating modes, measurements on the middle channel is used to determine the worst-case mode(s). Only the worst case mode with the highest output power and the mode with the highest output power spectral density for each modulation family (e.g., OFDM and direct sequence spread spectrum) is recorded in the test report.



Test Mode: 01; Polarity: Horizontal; Modulation:802.11a; Bandwidth:20MHz; Channel:Low

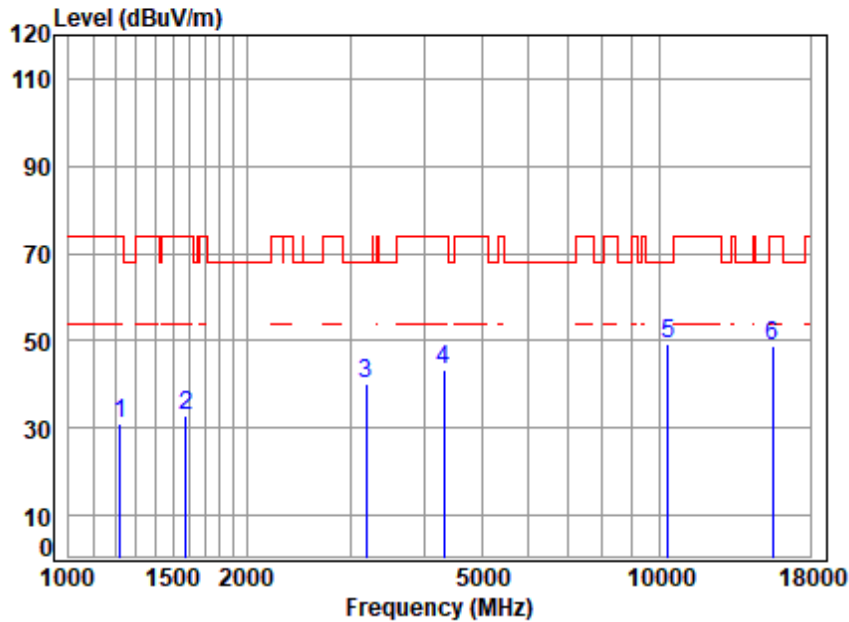


Site : chamber  
Condition: 3m HORIZONTAL  
Job No : 00043AT\00044AT  
Mode : 5180 TX RSE  
Note : 5G WIFI 11A

	Freq	Cable Loss	Ant Factor	Preamp Factor	Read Level	Level	Limit	Over Limit	Remark
	MHz	dB	dB/m	dB	dBuV	dBuV/m	dBuV/m	dB	
1	1231.345	3.64	24.84	38.35	40.30	30.43	74.00	-43.57	peak
2	1556.169	4.14	26.98	38.40	39.42	32.14	74.00	-41.86	peak
3	3425.675	6.13	32.09	36.12	37.89	39.99	68.20	-28.21	peak
4	4379.699	7.04	34.64	35.81	37.51	43.38	74.00	-30.62	peak
5	10360.000	12.73	37.10	37.54	37.44	49.73	68.20	-18.47	peak
6	15540.000	14.23	41.10	37.23	31.42	49.52	74.00	-24.48	peak



Test Mode: 01; Polarity: Vertical; Modulation:802.11a; Bandwidth:20MHz; Channel:Low

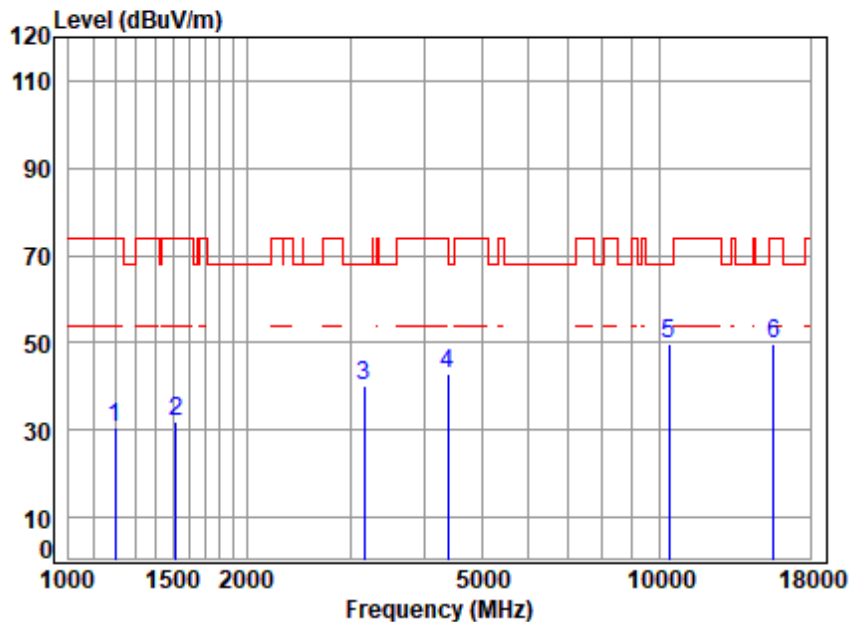


Site : chamber  
Condition: 3m VERTICAL  
Job No : 00043AT\00044AT  
Mode : 5180 TX RSE  
Note : 5G WIFI 11A

	Freq	Cable Loss	Ant Factor	Preamp Factor	Read Level	Level	Limit Line	Over Limit	Remark
	MHz	dB	dB/m	dB	dBuV	dBuV/m	dBuV/m	dB	
1	1220.714	3.62	24.69	38.34	40.89	30.86	74.00	-43.14	peak
2	1578.822	4.17	26.88	38.40	40.14	32.79	74.00	-41.21	peak
3	3186.869	5.83	32.79	36.13	37.83	40.32	68.20	-27.88	peak
4	4316.859	7.00	34.13	35.86	38.08	43.35	74.00	-30.65	peak
5	10360.000	12.73	37.10	37.54	37.10	49.39	68.20	-18.81	peak
6	15540.000	14.23	41.10	37.23	30.85	48.95	74.00	-25.05	peak



Test Mode: 01; Polarity: Horizontal; Modulation:802.11a; Bandwidth:20MHz; Channel:middle



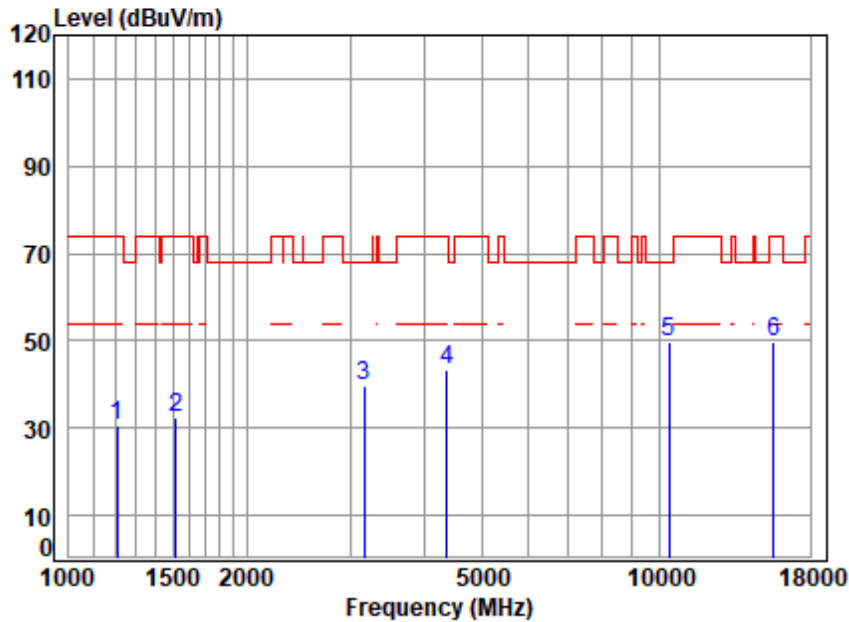
Site : chamber  
Condition: 3m HORIZONTAL  
Job No : 00043AT\00044AT  
Mode : 5200 TX RSE  
Note : 5G WIFI 11A

	Freq	Cable Loss	Ant Factor	Preamp Factor	Read Level	Level	Limit Line	Over Limit	Remark
	MHz	dB	dB/m	dB	dBuV	dBuV/m	dBuV/m	dB	
1	1196.264	3.58	24.36	38.34	40.88	30.48	74.00	-43.52	peak
2	1516.210	4.08	26.86	38.39	39.54	32.09	74.00	-41.91	peak
3	3168.500	5.81	32.65	36.13	37.86	40.19	68.20	-28.01	peak
4	4392.376	7.05	34.74	35.80	36.95	42.94	74.00	-31.06	peak
5	10400.000	12.74	37.10	37.56	37.60	49.88	68.20	-18.32	peak
6	15600.000	14.25	41.10	37.26	31.50	49.59	74.00	-24.41	peak





Test Mode: 01; Polarity: Vertical; Modulation:802.11a; Bandwidth:20MHz; Channel:middle

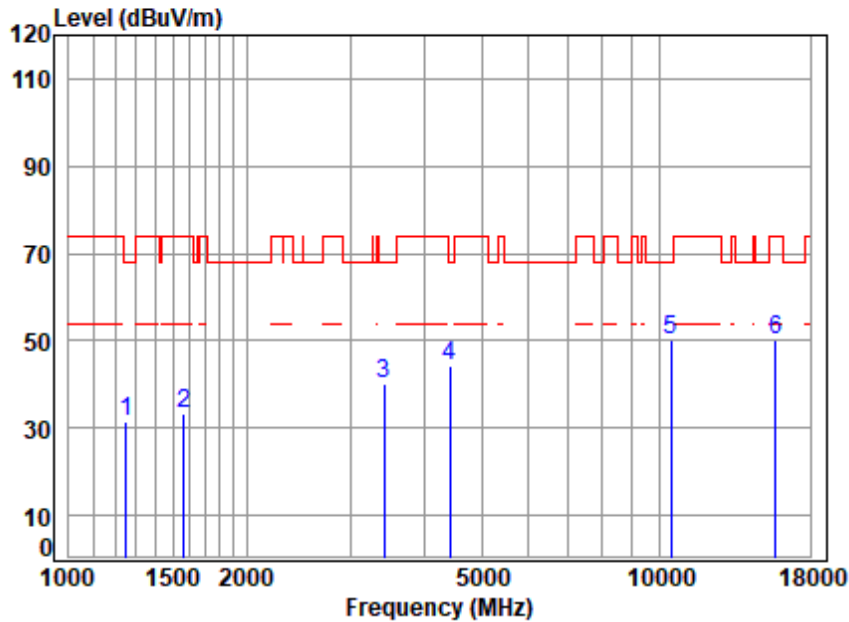


Site : chamber  
 Condition: 3m VERTICAL  
 Job No : 00043AT\00044AT  
 Mode : 5200 TX RSE  
 Note : 5G WIFI 11A

	Freq	Cable Loss	Ant Factor	Preamp Factor	Read Level	Level	Limit Line	Over Limit	Remark
	MHz	dB	dB/m	dB	dBuV	dBuV/m	dBuV/m	dB	
1	1206.682	3.59	24.49	38.34	40.86	30.60	74.00	-43.40	peak
2	1520.598	4.09	26.88	38.39	39.77	32.35	74.00	-41.65	peak
3	3168.500	5.81	32.65	36.13	37.57	39.90	68.20	-28.30	peak
4	4367.058	7.04	34.54	35.82	37.67	43.43	74.00	-30.57	peak
5	10400.000	12.74	37.10	37.56	37.35	49.63	68.20	-18.57	peak
6	15600.000	14.25	41.10	37.26	31.80	49.89	74.00	-24.11	peak



Test Mode: 01; Polarity: Horizontal; Modulation:802.11a; Bandwidth:20MHz; Channel:High



Site : chamber  
Condition: 3m HORIZONTAL  
Job No : 00043AT\00044AT  
Mode : 5240 TX RSE  
Note : 5G WIFI 11A

	Freq	Cable Loss	Ant Factor	Preamp Factor	Read Level	Level	Limit Line	Over Limit	Remark
	MHz	dB	dB/m	dB	dBuV	dBuV/m	dBuV/m	dB	
1	1249.269	3.67	25.09	38.35	41.27	31.68	68.20	-36.52	peak
2	1569.721	4.16	26.92	38.40	40.60	33.28	74.00	-40.72	peak
3	3415.787	6.12	32.21	36.12	38.01	40.22	68.20	-27.98	peak
4	4417.841	7.07	34.59	35.78	38.58	44.46	68.20	-23.74	peak
5	10480.000	12.76	37.26	37.60	37.67	50.09	68.20	-18.11	peak
6	15720.000	14.29	41.22	37.31	31.78	49.98	74.00	-24.02	peak



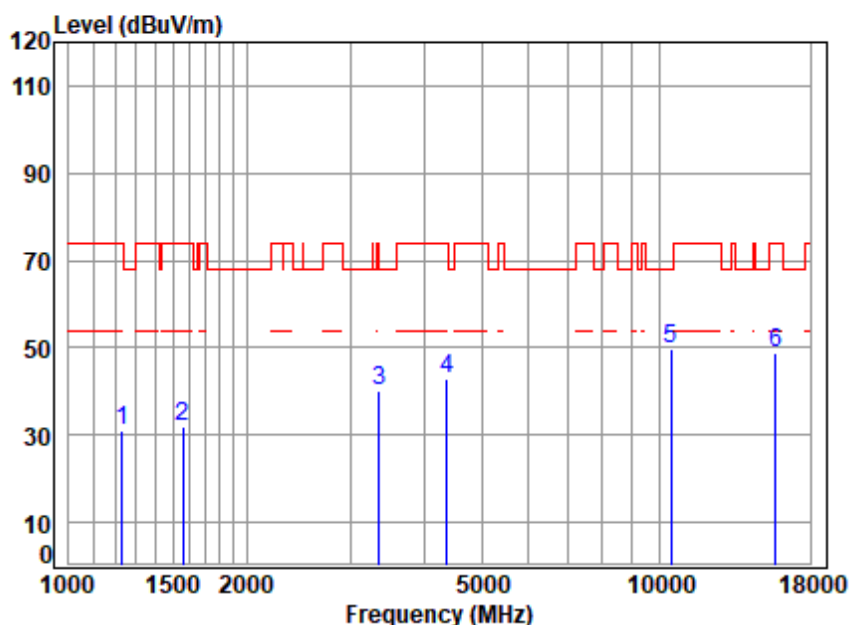
## SGS-CSTC Standards Technical Services Co., Ltd. Shenzhen Branch

SZEMC-TRF-01 Rev. A/1

Report No.: SZCR240100004303

Page: 47 of 476

Test Mode: 01; Polarity: Vertical; Modulation:802.11a; Bandwidth:20MHz; Channel:High



Site : chamber  
 Condition: 3m VERTICAL  
 Job No : 00043AT\00044AT  
 Mode : 5240 TX RSE  
 Note : 5G WIFI 11A

	Freq	Cable Loss	Ant Factor	Preamp Factor	Read Level	Level	Limit Line	Over Limit	Remark
	MHz	dB	dB/m	dB	dBuV	dBuV/m	dBuV/m	dB	
1	1231.345	3.64	24.84	38.35	40.98	31.11	74.00	-42.89	peak
2	1560.673	4.15	26.96	38.40	39.30	32.01	74.00	-41.99	peak
3	3357.061	6.05	32.14	36.12	38.06	40.13	74.00	-33.87	peak
4	4367.058	7.04	34.54	35.82	36.98	42.74	74.00	-31.26	peak
5	10480.000	12.76	37.26	37.60	37.49	49.91	68.20	-18.29	peak
6	15720.000	14.29	41.22	37.31	30.64	48.84	74.00	-25.16	peak



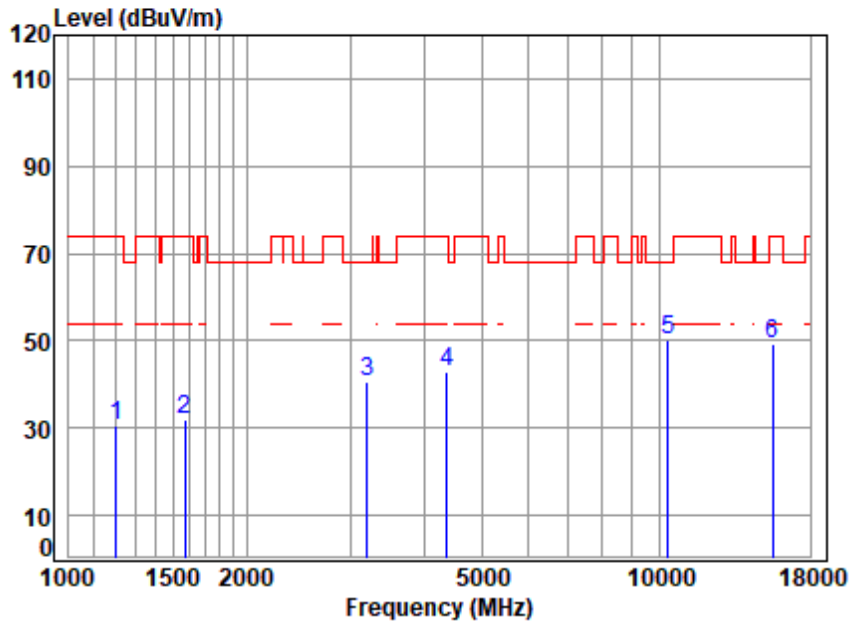
SGS-CSTC Standards Technical Services Co., Ltd.  
 Shenzhen Branch Inspection & Testing Laboratory

Unless otherwise agreed in writing, this document is issued by the Company subject to its General Conditions of Service printed overleaf, available on request or accessible at <https://www.sgs.com/en/Terms-and-Conditions>. Attention is drawn to the limitation of liability, indemnification and jurisdiction issues defined therein. Any holder of this document is advised that information contained hereon reflects the Company's findings at the time of its intervention only and within the limits of Client's instructions, if any. The Company's sole responsibility is to its Client and this document does not exonerate parties to a transaction from exercising all their rights and obligations under the transaction documents. This document cannot be reproduced except in full, without prior written approval of the Company. Any unauthorized alteration, forgery or falsification of the content or appearance of this document is unlawful and offenders may be prosecuted to the fullest extent of the law. Unless otherwise stated the results shown in this test report refer only to the sample(s) tested and such sample(s) are retained for 30 days only.

Attention: To check the authenticity of testing /inspection report & certificate, please contact us at telephone: (86-755) 8307 1443, or email: [CN.Doccheck@sgs.com](mailto:CN.Doccheck@sgs.com)

No.1 Workshop, M-10, Middle Section, Science & Technology Park, Nanshan District, Shenzhen, Guangdong, China 518057 t (86-755) 26012053 f (86-755) 26710594 www.sgsgroup.com.cn  
 中国·广东·深圳市南山区科技园中区M-10栋1号厂房 邮编: 518057 t (86-755) 26012053 f (86-755) 26710594 sgs.china@sgs.com

Test Mode: 01; Polarity: Horizontal; Modulation:802.11n; Bandwidth:20MHz; Channel:Low



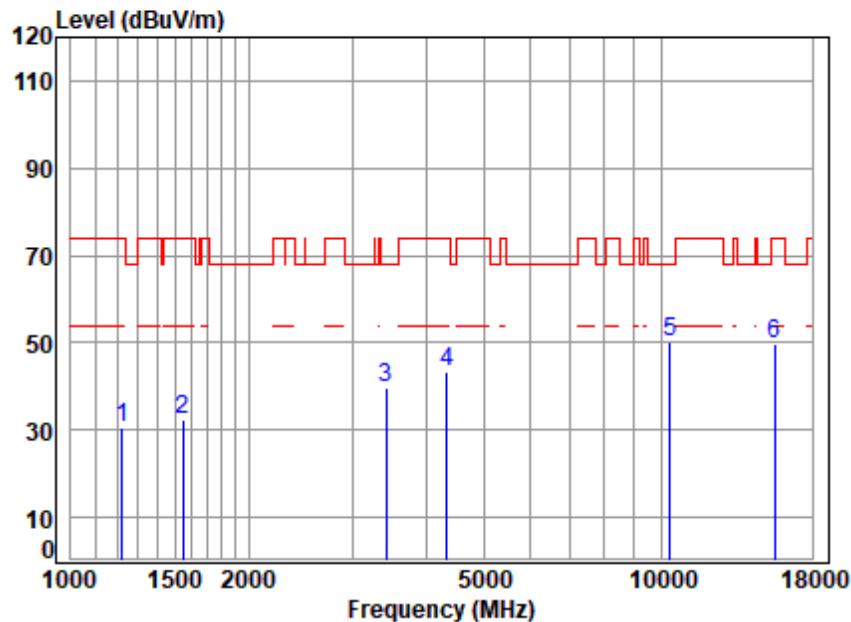
Site : chamber  
Condition: 3m HORIZONTAL  
Job No : 00043AT\00044AT  
Mode : 5180 TX RSE  
Note : 5G WIFI 11N20

		Cable	Ant	Preamp	Read		Limit	Over	
	Freq	Loss	Factor	Factor	Level	Level	Line	Limit	Remark
	MHz	dB	dB/m	dB	dBuV	dBuV/m	dBuV/m	dB	
1	1203.199	3.59	24.44	38.34	40.83	30.52	74.00	-43.48	peak
2	1574.265	4.17	26.90	38.40	39.16	31.83	74.00	-42.17	peak
3	3205.345	5.86	32.81	36.13	38.20	40.74	68.20	-27.46	peak
4	4367.058	7.04	34.54	35.82	37.03	42.79	74.00	-31.21	peak
5	10360.000	12.73	37.10	37.54	37.73	50.02	68.20	-18.18	peak
6	15540.000	14.23	41.10	37.23	31.13	49.23	74.00	-24.77	peak





Test Mode: 01; Polarity: Vertical; Modulation:802.11n; Bandwidth:20MHz; Channel:Low



Site : chamber  
 Condition: 3m VERTICAL  
 Job No : 00043AT\00044AT  
 Mode : 5180 TX RSE  
 Note : 5G WIFI 11N20

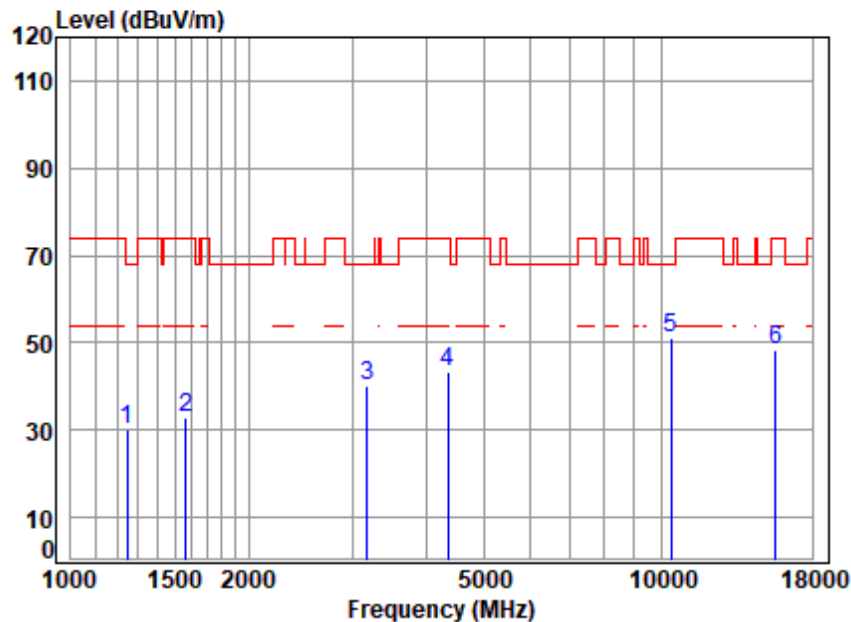
	Freq	Cable Loss	Ant Factor	Preamp Factor	Read Level	Level	Limit	Over Limit	Remark
	MHz	dB	dB/m	dB	dBuV	dBuV/m	dBuV/m	dB	
1	1220.714	3.62	24.69	38.34	40.46	30.43	74.00	-43.57	peak
2	1547.199	4.13	26.99	38.39	39.61	32.34	74.00	-41.66	peak
3	3415.787	6.12	32.21	36.12	37.70	39.91	68.20	-28.29	peak
4	4329.354	7.01	34.23	35.85	38.14	43.53	74.00	-30.47	peak
5	10360.000	12.73	37.10	37.54	37.93	50.22	68.20	-17.98	peak
6	15540.000	14.23	41.10	37.23	31.51	49.61	74.00	-24.39	peak



Unless otherwise agreed in writing, this document is issued by the Company subject to its General Conditions of Service printed overleaf, available on request or accessible at <https://www.sgs.com/en/Terms-and-Conditions>. Attention is drawn to the limitation of liability, indemnification and jurisdiction issues defined therein. Any holder of this document is advised that information contained hereon reflects the Company's findings at the time of its intervention only and within the limits of Client's instructions, if any. The Company's sole responsibility is to its Client and this document does not exonerate parties to a transaction from exercising all their rights and obligations under the transaction documents. This document cannot be reproduced except in full, without prior written approval of the Company. Any unauthorized alteration, forgery or falsification of the content or appearance of this document is unlawful and offenders may be prosecuted to the fullest extent of the law. Unless otherwise stated the results shown in this test report refer only to the sample(s) tested and such sample(s) are retained for 30 days only.

Attention: To check the authenticity of testing /inspection report & certificate, please contact us at telephone: (86-755) 8307 1443, or email: [CN.Doccheck@sgs.com](mailto:CN.Doccheck@sgs.com)

Test Mode: 01; Polarity: Horizontal; Modulation:802.11n; Bandwidth:20MHz; Channel:middle



Site : chamber  
Condition: 3m HORIZONTAL  
Job No : 00043AT\00044AT  
Mode : 5200 TX RSE  
Note : 5G WIFI 11N20

	Freq	Cable Loss	Ant Factor	Preamp Factor	Read Level	Level	Limit Line	Over Limit	Remark
	MHz	dB	dB/m	dB	dBuV	dBuV/m	dBuV/m	dB	
1	1245.663	3.66	25.04	38.35	39.97	30.32	68.20	-37.88	peak
2	1569.721	4.16	26.92	38.40	40.07	32.75	74.00	-41.25	peak
3	3177.672	5.82	32.72	36.13	37.64	40.05	68.20	-28.15	peak
4	4354.454	7.03	34.44	35.83	37.50	43.14	74.00	-30.86	peak
5	10400.000	12.74	37.10	37.56	38.84	51.12	68.20	-17.08	peak
6	15600.000	14.25	41.10	37.26	30.43	48.52	74.00	-25.48	peak



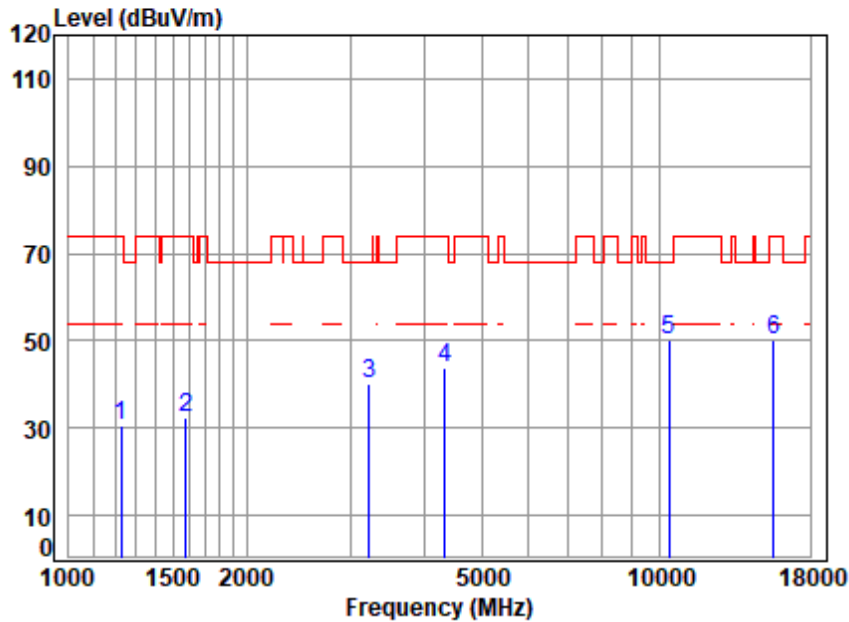
## SGS-CSTC Standards Technical Services Co., Ltd. Shenzhen Branch

SZEMC-TRF-01 Rev. A/1

Report No.: SZCR240100004303

Page: 51 of 476

Test Mode: 01; Polarity: Vertical; Modulation:802.11n; Bandwidth:20MHz; Channel:middle



Site : chamber  
Condition: 3m VERTICAL  
Job No : 00043AT\00044AT  
Mode : 5200 TX RSE  
Note : 5G WIFI 11N20

		Cable	Ant	Preamp	Read		Limit	Over	
	Freq	Loss	Factor	Factor	Level	Level	Line	Limit	Remark
	MHz	dB	dB/m	dB	dBuV	dBuV/m	dBuV/m	dB	
1	1227.791	3.63	24.79	38.34	40.56	30.64	74.00	-43.36	peak
2	1578.822	4.17	26.88	38.40	39.88	32.53	74.00	-41.47	peak
3	3223.928	5.88	32.52	36.13	37.69	39.96	68.20	-28.24	peak
4	4329.354	7.01	34.23	35.85	38.49	43.88	74.00	-30.12	peak
5	10400.000	12.74	37.10	37.56	37.77	50.05	68.20	-18.15	peak
6	15600.000	14.25	41.10	37.26	31.90	49.99	74.00	-24.01	peak



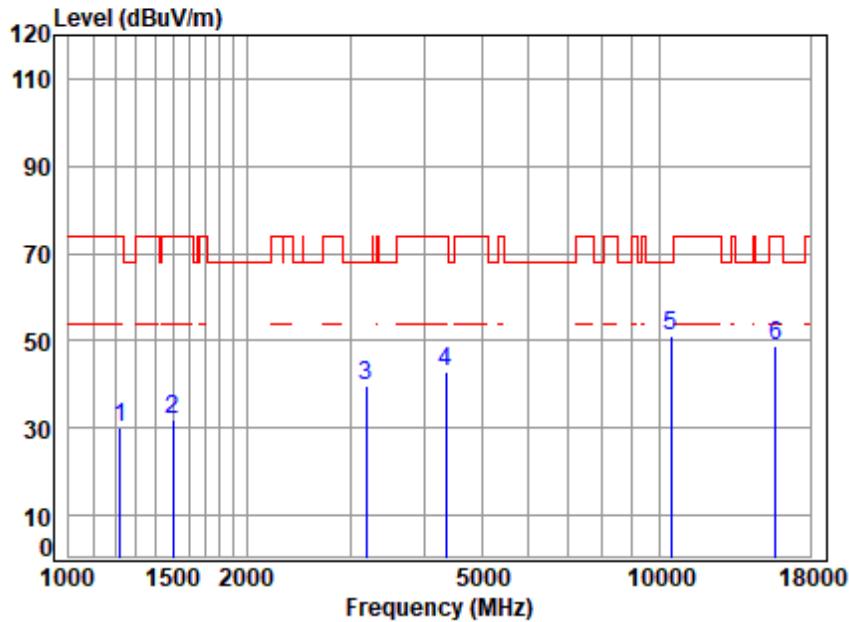
SGS-CSTC Standards Technical Services Co., Ltd.  
Shenzhen Branch

Unless otherwise agreed in writing, this document is issued by the Company subject to its General Conditions of Service printed overleaf, available on request or accessible at <https://www.sgs.com/en/Terms-and-Conditions>. Attention is drawn to the limitation of liability, indemnification and jurisdiction issues defined therein. Any holder of this document is advised that information contained hereon reflects the Company's findings at the time of its intervention only and within the limits of Client's instructions, if any. The Company's sole responsibility is to its Client and this document does not exonerate parties to a transaction from exercising all their rights and obligations under the transaction documents. This document cannot be reproduced except in full, without prior written approval of the Company. Any unauthorized alteration, forgery or falsification of the content or appearance of this document is unlawful and offenders may be prosecuted to the fullest extent of the law. Unless otherwise stated the results shown in this test report refer only to the sample(s) tested and such sample(s) are retained for 30 days only.

Attention: To check the authenticity of testing /inspection report & certificate, please contact us at telephone: (86-755) 8307 1443, or email: [CN.Doccheck@sgs.com](mailto:CN.Doccheck@sgs.com)

No.1 Workshop, M-10, Middle Section, Science & Technology Park, Nanshan District, Shenzhen, Guangdong, China 518057 t (86-755) 26012053 f (86-755) 26710594 www.sgs.com.cn  
中国·广东·深圳市南山区科技园中区M-10栋1号厂房 邮编: 518057 t (86-755) 26012053 f (86-755) 26710594 sgs.china@sgs.com

Test Mode: 01; Polarity: Horizontal; Modulation:802.11n; Bandwidth:20MHz; Channel:High



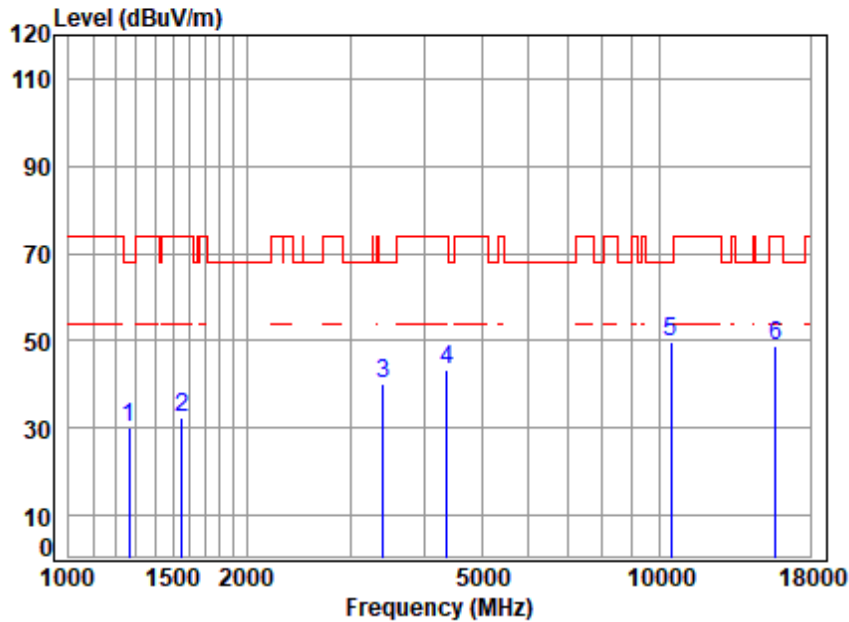
Site : chamber  
 Condition: 3m HORIZONTAL  
 Job No : 00043AT\00044AT  
 Mode : 5240 TX RSE  
 Note : 5G WIFI 11N20

	Freq	Cable Loss	Ant Factor	Preamp Factor	Read Level	Level	Limit Line	Over Limit	Remark
	MHz	dB	dB/m	dB	dBuV	dBuV/m	dBuV/m	dB	
1	1224.247	3.62	24.74	38.34	40.12	30.14	74.00	-43.86	peak
2	1503.119	4.07	26.81	38.39	39.57	32.06	74.00	-41.94	peak
3	3186.869	5.83	32.79	36.13	37.32	39.81	68.20	-28.39	peak
4	4354.454	7.03	34.44	35.83	37.23	42.87	74.00	-31.13	peak
5	10480.000	12.76	37.26	37.60	38.52	50.94	68.20	-17.26	peak
6	15720.000	14.29	41.22	37.31	30.51	48.71	74.00	-25.29	peak





Test Mode: 01; Polarity: Vertical; Modulation:802.11n; Bandwidth:20MHz; Channel:High

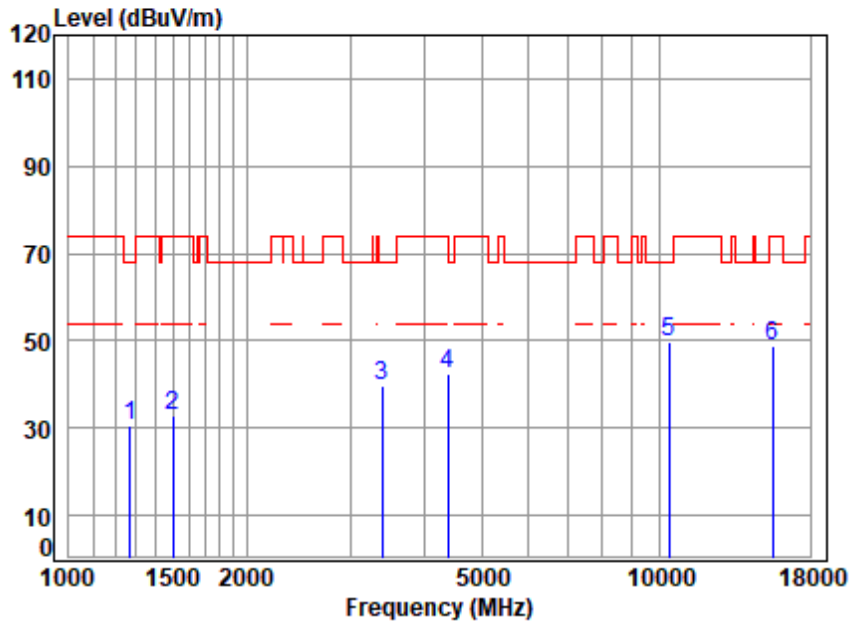


Site : chamber  
Condition: 3m VERTICAL  
Job No : 00043AT\00044AT  
Mode : 5240 TX RSE  
Note : 5G WIFI 11N20

	Freq	Cable Loss	Ant Factor	Preamp Factor	Read Level	Level	Limit	Over	Remark
	MHz	dB	dB/m	dB	dBuV	dBuV/m	dBuV/m	dB	
1	1267.454	3.70	25.00	38.35	39.76	30.11	68.20	-38.09	peak
2	1556.169	4.14	26.98	38.40	39.65	32.37	74.00	-41.63	peak
3	3405.929	6.11	32.33	36.12	37.99	40.31	68.20	-27.89	peak
4	4367.058	7.04	34.54	35.82	37.39	43.15	74.00	-30.85	peak
5	10480.000	12.76	37.26	37.60	37.11	49.53	68.20	-18.67	peak
6	15720.000	14.29	41.22	37.31	30.70	48.90	74.00	-25.10	peak



Test Mode: 01; Polarity: Horizontal; Modulation:802.11n; Bandwidth:40MHz; Channel:Low



Site : chamber  
 Condition: 3m HORIZONTAL  
 Job No : 00043AT\00044AT  
 Mode : 5190 TX RSE  
 Note : 5G WIFI 11N40

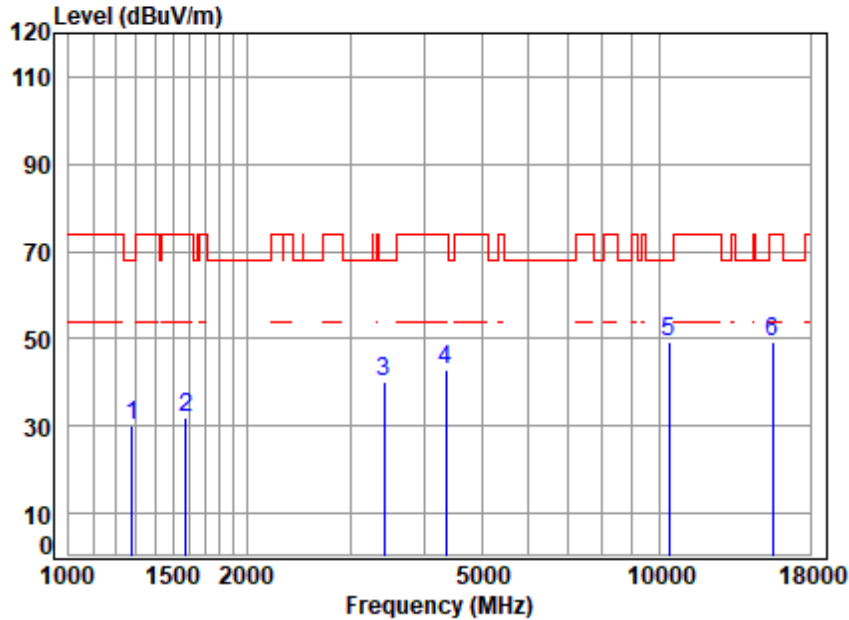
	Freq	Cable Loss	Ant Factor	Preamp Factor	Read Level	Level	Limit	Over Limit	Remark
	MHz	dB	dB/m	dB	dBuV	dBuV/m	dBuV/m	dB	
1	1271.123	3.71	24.97	38.35	40.42	30.75	68.20	-37.45	peak
2	1498.781	4.06	26.77	38.39	40.49	32.93	74.00	-41.07	peak
3	3396.098	6.10	32.38	36.12	37.32	39.68	68.20	-28.52	peak
4	4392.376	7.05	34.74	35.80	36.39	42.38	74.00	-31.62	peak
5	10380.000	12.74	37.10	37.55	37.42	49.71	68.20	-18.49	peak
6	15570.000	14.24	41.10	37.25	30.82	48.91	74.00	-25.09	peak



Unless otherwise agreed in writing, this document is issued by the Company subject to its General Conditions of Service printed overleaf, available on request or accessible at <https://www.sgs.com/en/Terms-and-Conditions>. Attention is drawn to the limitation of liability, indemnification and jurisdiction issues defined therein. Any holder of this document is advised that information contained hereon reflects the Company's findings at the time of its intervention only and within the limits of Client's instructions, if any. The Company's sole responsibility is to its Client and this document does not exonerate parties to a transaction from exercising all their rights and obligations under the transaction documents. This document cannot be reproduced except in full, without prior written approval of the Company. Any unauthorized alteration, forgery or falsification of the content or appearance of this document is unlawful and offenders may be prosecuted to the fullest extent of the law. Unless otherwise stated the results shown in this test report refer only to the sample(s) tested and such sample(s) are retained for 30 days only.

Attention: To check the authenticity of testing /inspection report & certificate, please contact us at telephone: (86-755) 8307 1443, or email: [CN.Doccheck@sgs.com](mailto:CN.Doccheck@sgs.com)

Test Mode: 01; Polarity: Vertical; Modulation:802.11n; Bandwidth:40MHz; Channel:Low

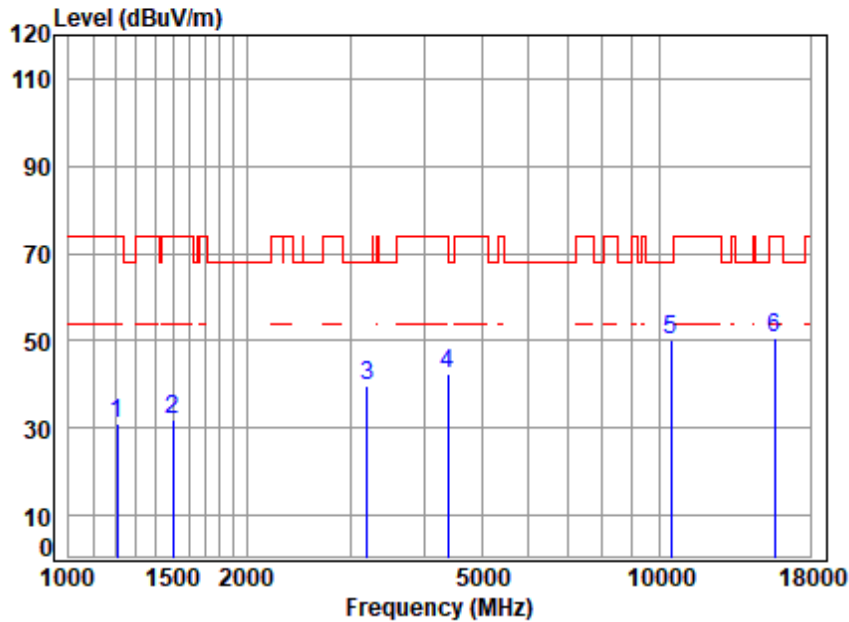


Site : chamber  
 Condition: 3m VERTICAL  
 Job No : 00043AT\00044AT  
 Mode : 5190 TX RSE  
 Note : 5G WIFI 11N40

	Freq	Cable Loss	Ant Factor	Preamp Factor	Read Level	Level	Limit	Over Limit	Remark
	MHz	dB	dB/m	dB	dBuV	dBuV/m	dBuV/m	dB	
1	1282.193	3.72	24.91	38.35	39.99	30.27	68.20	-37.93	peak
2	1578.822	4.17	26.88	38.40	39.18	31.83	74.00	-42.17	peak
3	3415.787	6.12	32.21	36.12	37.86	40.07	68.20	-28.13	peak
4	4354.454	7.03	34.44	35.83	37.17	42.81	74.00	-31.19	peak
5	10380.000	12.74	37.10	37.55	36.85	49.14	68.20	-19.06	peak
6	15570.000	14.24	41.10	37.25	30.98	49.07	74.00	-24.93	peak



Test Mode: 01; Polarity: Horizontal; Modulation:802.11n; Bandwidth:40MHz; Channel:High



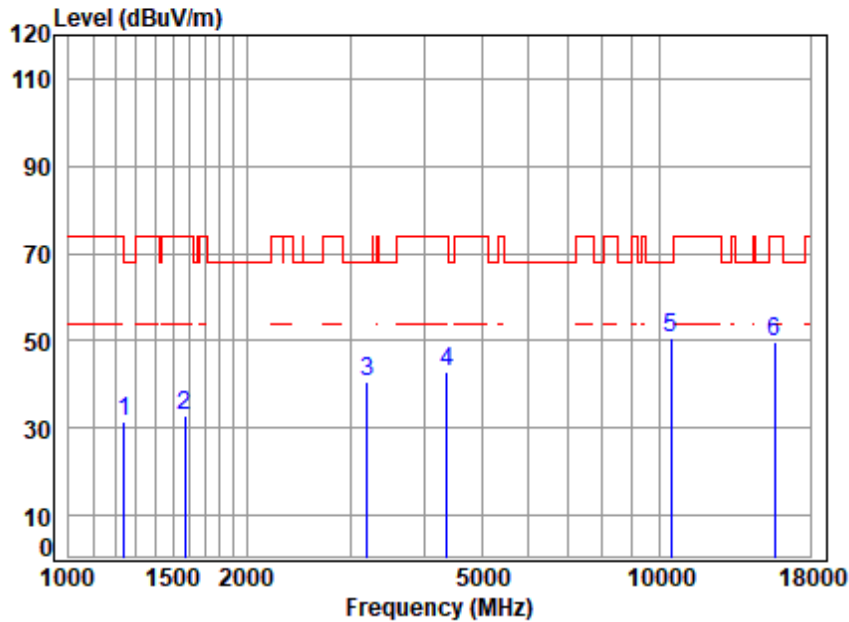
Site : chamber  
Condition: 3m HORIZONTAL  
Job No : 00043AT\00044AT  
Mode : 5230 TX RSE  
Note : 5G WIFI 11N40

	Freq	Cable Loss	Ant Factor	Preamp Factor	Read Level	Level	Limit	Over Limit	Remark
	MHz	dB	dB/m	dB	dBuV	dBuV/m	dBuV/m	dB	
1	1206.682	3.59	24.49	38.34	41.06	30.80	74.00	-43.20	peak
2	1503.119	4.07	26.81	38.39	39.41	31.90	74.00	-42.10	peak
3	3196.094	5.84	32.87	36.13	37.22	39.80	68.20	-28.40	peak
4	4392.376	7.05	34.74	35.80	36.65	42.64	74.00	-31.36	peak
5	10460.000	12.76	37.22	37.59	37.82	50.21	68.20	-17.99	peak
6	15690.000	14.28	41.19	37.30	32.28	50.45	74.00	-23.55	peak





Test Mode: 01; Polarity: Vertical; Modulation:802.11n; Bandwidth:40MHz; Channel:High

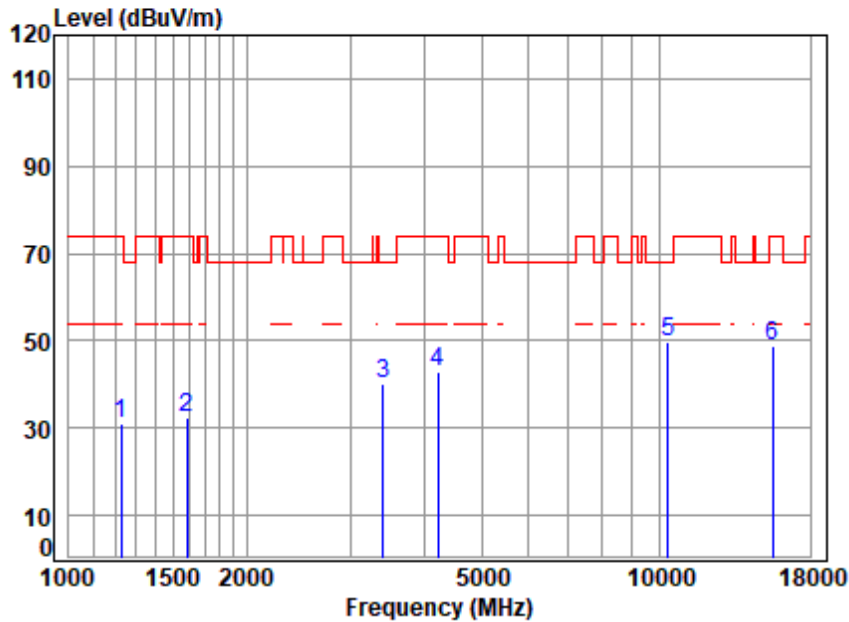


Site : chamber  
 Condition: 3m VERTICAL  
 Job No : 00043AT\00044AT  
 Mode : 5230 TX RSE  
 Note : 5G WIFI 11N40

	Freq	Cable Loss	Ant Factor	Preamp Factor	Read Level	Level	Limit Line	Over Limit	Remark
	MHz	dB	dB/m	dB	dBuV	dBuV/m	dBuV/m	dB	
1	1242.068	3.66	24.99	38.35	41.02	31.32	68.20	-36.88	peak
2	1574.265	4.17	26.90	38.40	40.15	32.82	74.00	-41.18	peak
3	3205.345	5.86	32.81	36.13	38.29	40.83	68.20	-27.37	peak
4	4367.058	7.04	34.54	35.82	37.07	42.83	74.00	-31.17	peak
5	10460.000	12.76	37.22	37.59	38.03	50.42	68.20	-17.78	peak
6	15690.000	14.28	41.19	37.30	31.36	49.53	74.00	-24.47	peak



Test Mode: 01; Polarity: Horizontal; Modulation:802.11ac; Bandwidth:20MHz; Channel:Low

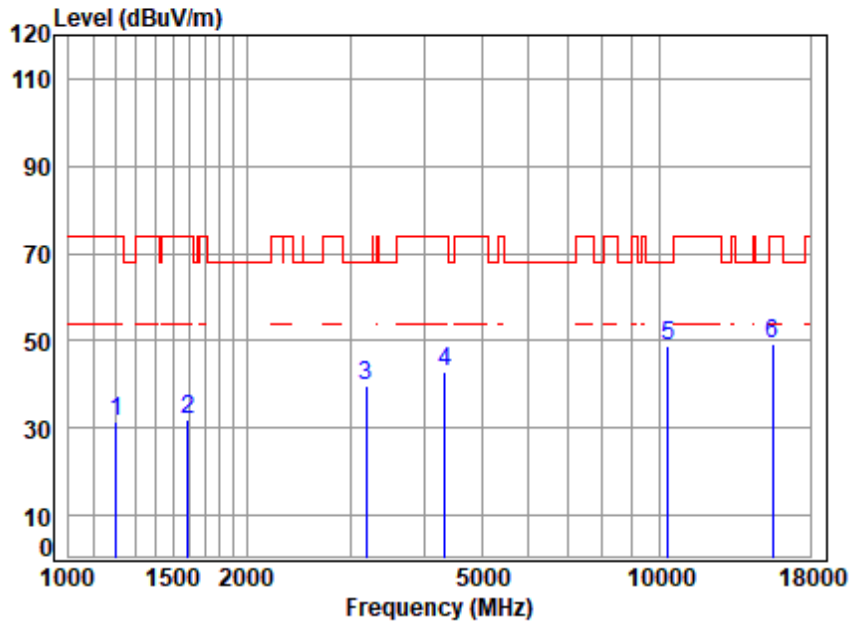


Site : chamber  
Condition: 3m HORIZONTAL  
Job No : 00043AT\00044AT  
Mode : 5180 TX RSE  
Note : 5G WIFI 11AC20

	Freq	Cable Loss	Ant Factor	Preamp Factor	Read Level	Level	Limit Line	Over Limit	Remark
	MHz	dB	dB/m	dB	dBuV	dBuV/m	dBuV/m	dB	
1	1227.791	3.63	24.79	38.34	41.08	31.16	74.00	-42.84	peak
2	1583.392	4.18	26.87	38.40	39.88	32.53	74.00	-41.47	peak
3	3405.929	6.11	32.33	36.12	37.85	40.17	68.20	-28.03	peak
4	4218.186	6.93	33.80	35.93	38.32	43.12	74.00	-30.88	peak
5	10360.000	12.73	37.10	37.54	37.29	49.58	68.20	-18.62	peak
6	15540.000	14.23	41.10	37.23	30.69	48.79	74.00	-25.21	peak



Test Mode: 01; Polarity: Vertical; Modulation:802.11ac; Bandwidth:20MHz; Channel:Low

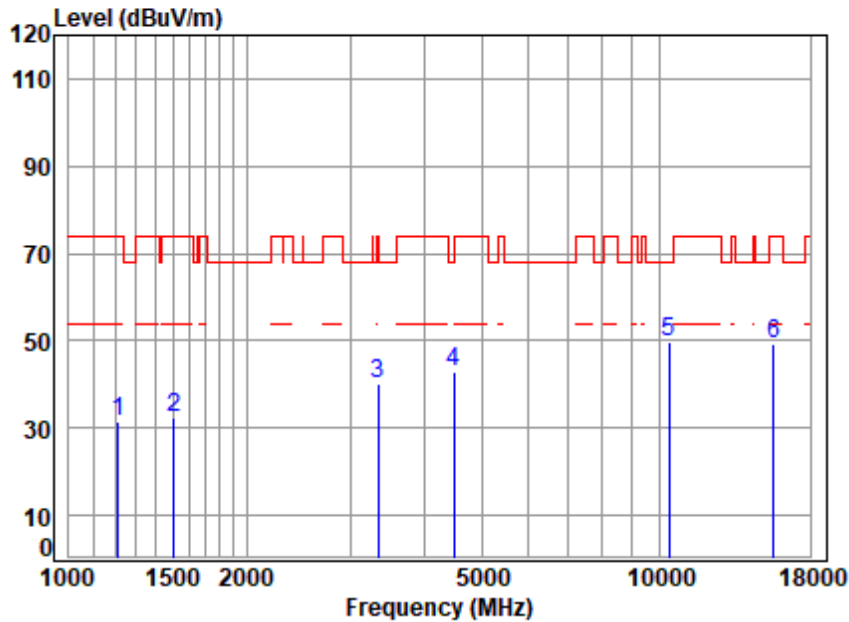


Site : chamber  
Condition: 3m VERTICAL  
Job No : 00043AT\00044AT  
Mode : 5180 TX RSE  
Note : 5G WIFI 11AC20

		Cable	Ant	Preamp	Read		Limit	Over	
	Freq	Loss	Factor	Factor	Level	Level	Line	Limit	Remark
	MHz	dB	dB/m	dB	dBuV	dBuV/m	dBuV/m	dB	
1	1203.199	3.59	24.44	38.34	41.66	31.35	74.00	-42.65	peak
2	1592.571	4.19	26.83	38.40	39.20	31.82	74.00	-42.18	peak
3	3186.869	5.83	32.79	36.13	37.32	39.81	68.20	-28.39	peak
4	4341.886	7.02	34.34	35.84	37.20	42.72	74.00	-31.28	peak
5	10360.000	12.73	37.10	37.54	36.69	48.98	68.20	-19.22	peak
6	15540.000	14.23	41.10	37.23	31.13	49.23	74.00	-24.77	peak



Test Mode: 01; Polarity: Horizontal; Modulation:802.11ac; Bandwidth:20MHz; Channel:middle



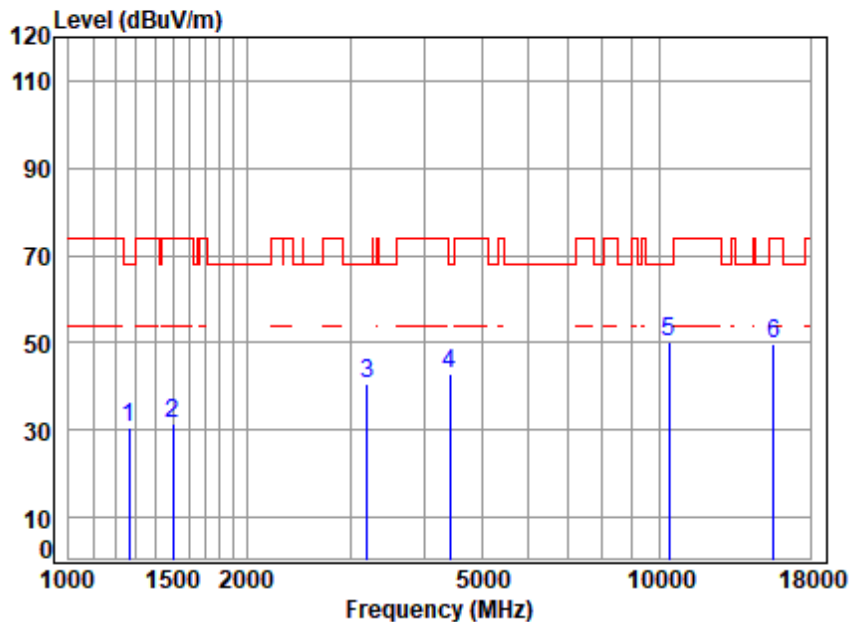
Site : chamber  
Condition: 3m HORIZONTAL  
Job No : 00043AT\00044AT  
Mode : 5200 TX RSE  
Note : 5G WIFI 11AC20

		Cable	Ant	Preamp	Read		Limit	Over	
	Freq	Loss	Factor	Factor	Level	Level	Line	Limit	Remark
	MHz	dB	dB/m	dB	dBuV	dBuV/m	dBuV/m	dB	
1	1213.677	3.61	24.59	38.34	41.47	31.33	74.00	-42.67	peak
2	1507.470	4.07	26.83	38.39	39.81	32.32	74.00	-41.68	peak
3	3337.710	6.02	31.88	36.13	38.39	40.16	74.00	-33.84	peak
4	4482.150	7.11	33.81	35.74	37.53	42.71	68.20	-25.49	peak
5	10400.000	12.74	37.10	37.56	37.26	49.54	68.20	-18.66	peak
6	15600.000	14.25	41.10	37.26	31.31	49.40	74.00	-24.60	peak





Test Mode: 01; Polarity: Vertical; Modulation:802.11ac; Bandwidth:20MHz; Channel:middle



Site : chamber  
 Condition: 3m VERTICAL  
 Job No : 00043AT\00044AT  
 Mode : 5200 TX RSE  
 Note : 5G WIFI 11AC20

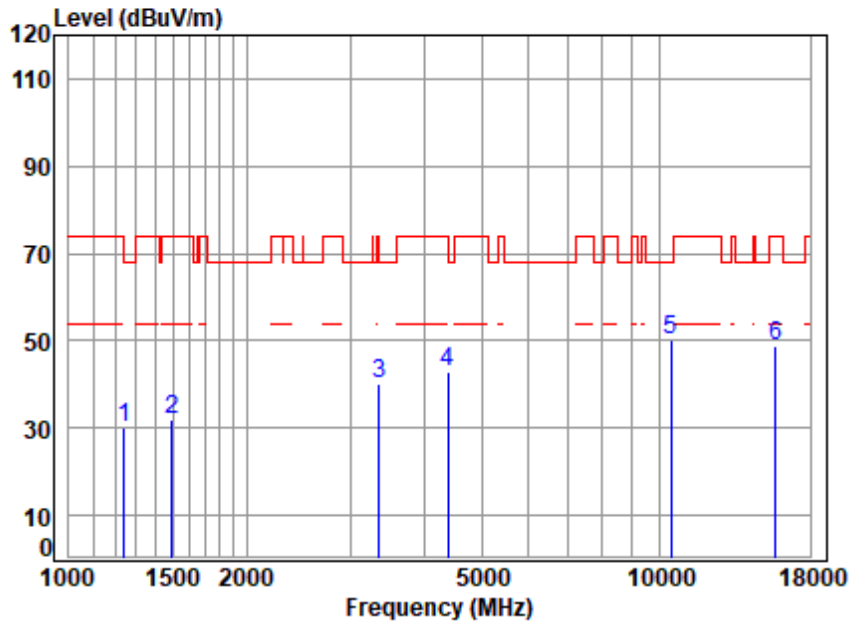
	Freq	Cable Loss	Ant Factor	Preamp Factor	Read Level	Level	Limit	Over	Remark
	MHz	dB	dB/m	dB	dBuV	dBuV/m	dBuV/m	dB	
1	1263.796	3.69	25.02	38.35	40.07	30.43	68.20	-37.77	peak
2	1503.119	4.07	26.81	38.39	38.99	31.48	74.00	-42.52	peak
3	3196.094	5.84	32.87	36.13	37.88	40.46	68.20	-27.74	peak
4	4417.841	7.07	34.59	35.78	37.13	43.01	68.20	-25.19	peak
5	10400.000	12.74	37.10	37.56	37.79	50.07	68.20	-18.13	peak
6	15600.000	14.25	41.10	37.26	31.85	49.94	74.00	-24.06	peak



Unless otherwise agreed in writing, this document is issued by the Company subject to its General Conditions of Service printed overleaf, available on request or accessible at <https://www.sgs.com/en/Terms-and-Conditions>. Attention is drawn to the limitation of liability, indemnification and jurisdiction issues defined therein. Any holder of this document is advised that information contained hereon reflects the Company's findings at the time of its intervention only and within the limits of Client's instructions, if any. The Company's sole responsibility is to its Client and this document does not exonerate parties to a transaction from exercising all their rights and obligations under the transaction documents. This document cannot be reproduced except in full, without prior written approval of the Company. Any unauthorized alteration, forgery or falsification of the content or appearance of this document is unlawful and offenders may be prosecuted to the fullest extent of the law. Unless otherwise stated the results shown in this test report refer only to the sample(s) tested and such sample(s) are retained for 30 days only.

Attention: To check the authenticity of testing /inspection report & certificate, please contact us at telephone: (86-755) 8307 1443, or email: [CN.Doccheck@sgs.com](mailto:CN.Doccheck@sgs.com)

Test Mode: 01; Polarity: Horizontal; Modulation:802.11ac; Bandwidth:20MHz; Channel:High



Site : chamber  
Condition: 3m HORIZONTAL  
Job No : 00043AT\00044AT  
Mode : 5240 TX RSE  
Note : 5G WIFI 11AC20

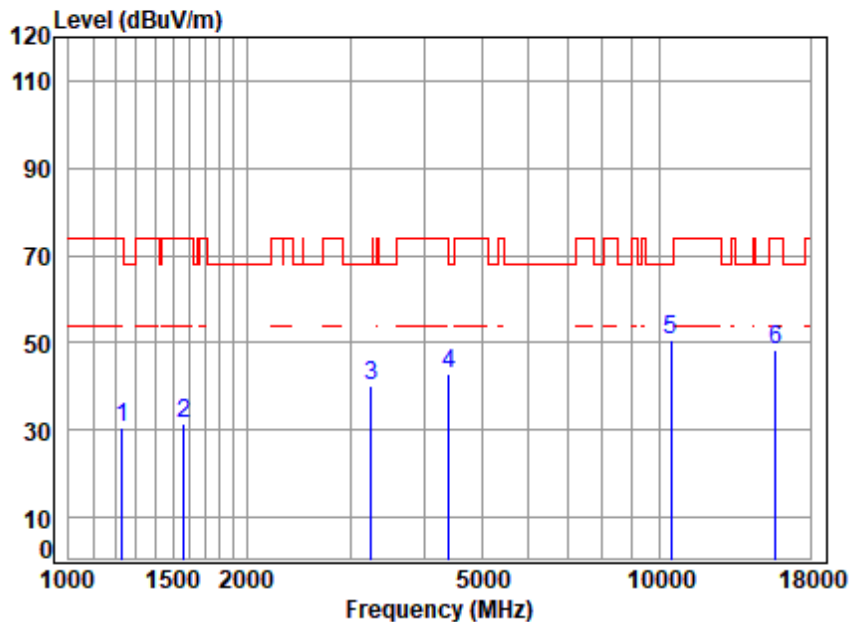
	Freq	Cable Loss	Ant Factor	Preamp Factor	Read Level	Level	Limit Line	Over Limit	Remark
	MHz	dB	dB/m	dB	dBuV	dBuV/m	dBuV/m	dB	
1	1242.068	3.66	24.99	38.35	39.95	30.25	68.20	-37.95	peak
2	1494.455	4.05	26.64	38.39	39.55	31.85	74.00	-42.15	peak
3	3357.061	6.05	32.14	36.12	37.95	40.02	74.00	-33.98	peak
4	4392.376	7.05	34.74	35.80	37.06	43.05	74.00	-30.95	peak
5	10480.000	12.76	37.26	37.60	37.63	50.05	68.20	-18.15	peak
6	15720.000	14.29	41.22	37.31	30.62	48.82	74.00	-25.18	peak



Unless otherwise agreed in writing, this document is issued by the Company subject to its General Conditions of Service printed overleaf, available on request or accessible at <https://www.sgs.com/en/Terms-and-Conditions>. Attention is drawn to the limitation of liability, indemnification and jurisdiction issues defined therein. Any holder of this document is advised that information contained hereon reflects the Company's findings at the time of its intervention only and within the limits of Client's instructions, if any. The Company's sole responsibility is to its Client and this document does not exonerate parties to a transaction from exercising all their rights and obligations under the transaction documents. This document cannot be reproduced except in full, without prior written approval of the Company. Any unauthorized alteration, forgery or falsification of the content or appearance of this document is unlawful and offenders may be prosecuted to the fullest extent of the law. Unless otherwise stated the results shown in this test report refer only to the sample(s) tested and such sample(s) are retained for 30 days only.

Attention: To check the authenticity of testing /inspection report & certificate, please contact us at telephone: (86-755) 8307 1443, or email: [CN.Doccheck@sgs.com](mailto:CN.Doccheck@sgs.com)

Test Mode: 01; Polarity: Vertical; Modulation:802.11ac; Bandwidth:20MHz; Channel:High



Site : chamber  
 Condition: 3m VERTICAL  
 Job No : 00043AT\00044AT  
 Mode : 5240 TX RSE  
 Note : 5G WIFI 11AC20

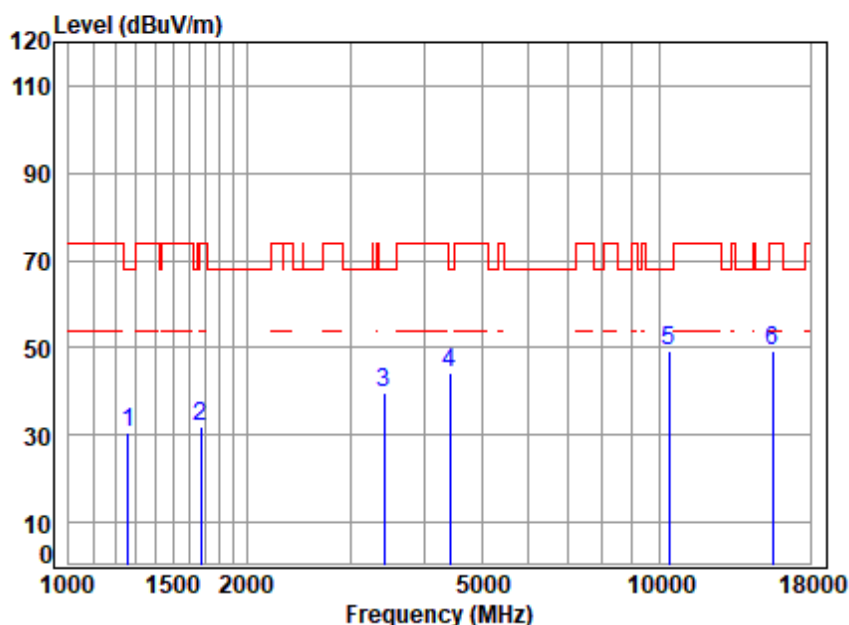
	Freq	Cable Loss	Ant Factor	Preamp Factor	Read Level	Level	Limit	Over Limit	Remark
	MHz	dB	dB/m	dB	dBuV	dBuV/m	dBuV/m	dB	
1	1231.345	3.64	24.84	38.35	40.29	30.42	74.00	-43.58	peak
2	1569.721	4.16	26.92	38.40	38.89	31.57	74.00	-42.43	peak
3	3252.005	5.92	32.06	36.13	38.12	39.97	68.20	-28.23	peak
4	4405.090	7.06	34.74	35.79	36.85	42.86	68.20	-25.34	peak
5	10480.000	12.76	37.26	37.60	38.40	50.82	68.20	-17.38	peak
6	15720.000	14.29	41.22	37.31	30.26	48.46	74.00	-25.54	peak



Unless otherwise agreed in writing, this document is issued by the Company subject to its General Conditions of Service printed overleaf, available on request or accessible at <https://www.sgs.com/en/Terms-and-Conditions>. Attention is drawn to the limitation of liability, indemnification and jurisdiction issues defined therein. Any holder of this document is advised that information contained hereon reflects the Company's findings at the time of its intervention only and within the limits of Client's instructions, if any. The Company's sole responsibility is to its Client and this document does not exonerate parties to a transaction from exercising all their rights and obligations under the transaction documents. This document cannot be reproduced except in full, without prior written approval of the Company. Any unauthorized alteration, forgery or falsification of the content or appearance of this document is unlawful and offenders may be prosecuted to the fullest extent of the law. Unless otherwise stated the results shown in this test report refer only to the sample(s) tested and such sample(s) are retained for 30 days only.

Attention: To check the authenticity of testing /inspection report & certificate, please contact us at telephone: (86-755) 8307 1443, or email: [CN.Doccheck@sgs.com](mailto:CN.Doccheck@sgs.com)

Test Mode: 01; Polarity: Horizontal; Modulation:802.11ac; Bandwidth:40MHz; Channel:Low



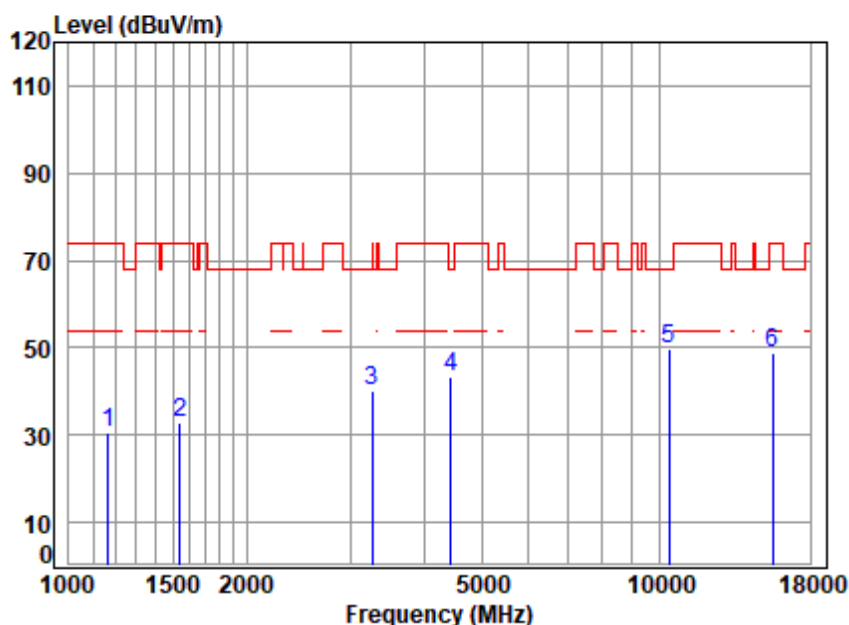
Site : chamber  
Condition: 3m HORIZONTAL  
Job No : 00043AT\00044AT  
Mode : 5190 TX RSE  
Note : 5G WIFI 11AC40

	Freq	Cable Loss	Ant Factor	Preamp Factor	Read Level	Level	Limit	Over Limit	Remark
	MHz	dB	dB/m	dB	dBuV	dBuV/m	dBuV/m	dB	
1	1260.149	3.69	25.04	38.35	40.35	30.73	68.20	-37.47	peak
2	1672.779	4.30	26.25	38.41	39.64	31.78	74.00	-42.22	peak
3	3425.675	6.13	32.09	36.12	37.45	39.55	68.20	-28.65	peak
4	4417.841	7.07	34.59	35.78	38.50	44.38	68.20	-23.82	peak
5	10380.000	12.74	37.10	37.55	37.20	49.49	68.20	-18.71	peak
6	15570.000	14.24	41.10	37.25	31.05	49.14	74.00	-24.86	peak





Test Mode: 01; Polarity: Vertical; Modulation:802.11ac; Bandwidth:40MHz; Channel:Low

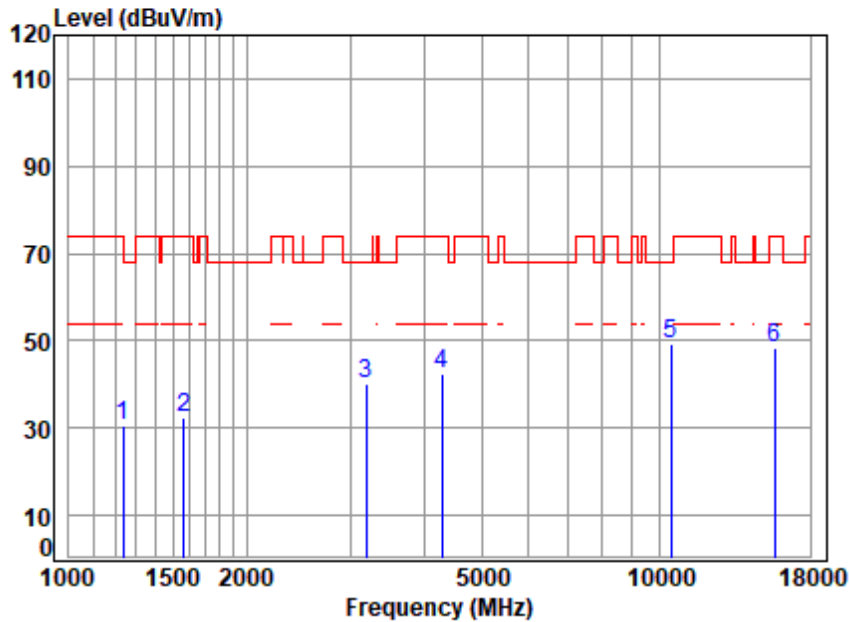


Site : chamber  
 Condition: 3m VERTICAL  
 Job No : 00043AT\00044AT  
 Mode : 5190 TX RSE  
 Note : 5G WIFI 11AC40

	Freq	Cable Loss	Ant Factor	Preamp Factor	Read Level	Level	Limit Line	Over Limit	Remark
	MHz	dB	dB/m	dB	dBuV	dBuV/m	dBuV/m	dB	
1	1165.546	3.52	24.06	38.33	41.37	30.62	74.00	-43.38	peak
2	1542.733	4.12	26.97	38.39	40.23	32.93	74.00	-41.07	peak
3	3261.418	5.93	31.89	36.13	38.51	40.20	74.00	-33.80	peak
4	4430.628	7.08	34.43	35.77	37.68	43.42	68.20	-24.78	peak
5	10380.000	12.74	37.10	37.55	37.48	49.77	68.20	-18.43	peak
6	15570.000	14.24	41.10	37.25	30.69	48.78	74.00	-25.22	peak



Test Mode: 01; Polarity: Horizontal; Modulation:802.11ac; Bandwidth:40MHz; Channel:High

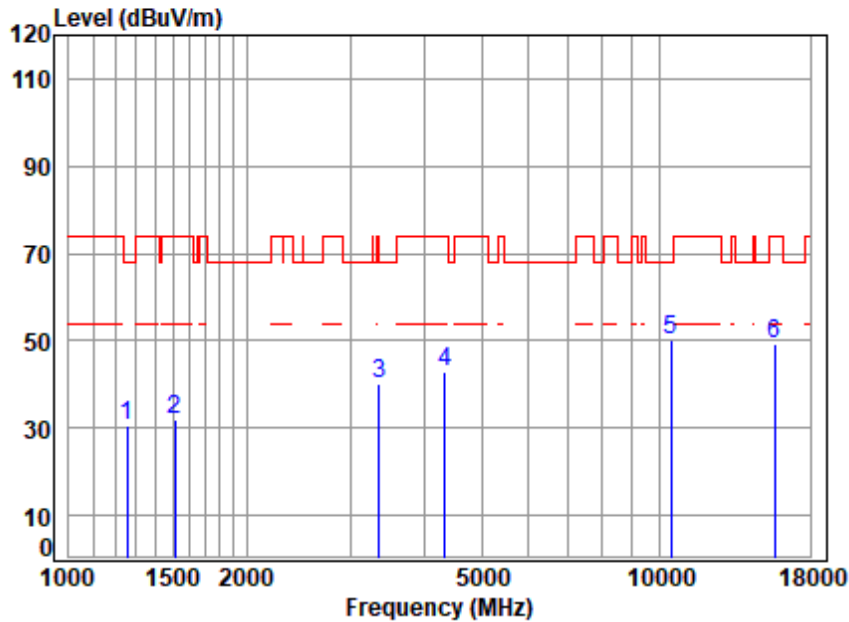


Site : chamber  
Condition: 3m HORIZONTAL  
Job No : 00043AT\00044AT  
Mode : 5230 TX RSE  
Note : 5G WIFI 11AC40

		Cable	Ant	Preamp	Read		Limit	Over	
	Freq	Loss	Factor	Factor	Level	Level	Line	Limit	Remark
	MHz	dB	dB/m	dB	dBuV	dBuV/m	dBuV/m	dB	
1	1238.483	3.65	24.94	38.35	40.20	30.44	74.00	-43.56	peak
2	1569.721	4.16	26.92	38.40	39.67	32.35	74.00	-41.65	peak
3	3186.869	5.83	32.79	36.13	37.87	40.36	68.20	-27.84	peak
4	4279.589	6.98	33.92	35.89	37.63	42.64	74.00	-31.36	peak
5	10460.000	12.76	37.22	37.59	36.93	49.32	68.20	-18.88	peak
6	15690.000	14.28	41.19	37.30	30.29	48.46	74.00	-25.54	peak



Test Mode: 01; Polarity: Vertical; Modulation:802.11ac; Bandwidth:40MHz; Channel:High

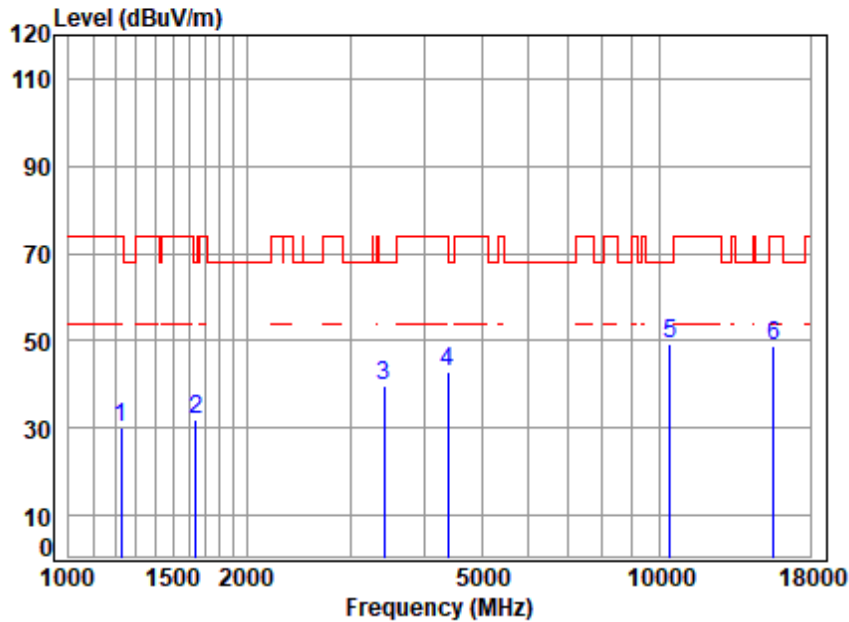


Site : chamber  
Condition: 3m VERTICAL  
Job No : 00043AT\00044AT  
Mode : 5230 TX RSE  
Note : 5G WIFI 11AC40

	Freq	Cable Loss	Ant Factor	Preamp Factor	Read Level	Level	Limit Line	Over Limit	Remark
	MHz	dB	dB/m	dB	dBuV	dBuV/m	dBuV/m	dB	
1	1256.512	3.68	25.06	38.35	40.21	30.60	68.20	-37.60	peak
2	1511.833	4.08	26.85	38.39	39.52	32.06	74.00	-41.94	peak
3	3357.061	6.05	32.14	36.12	38.00	40.07	74.00	-33.93	peak
4	4329.354	7.01	34.23	35.85	37.46	42.85	74.00	-31.15	peak
5	10460.000	12.76	37.22	37.59	37.73	50.12	68.20	-18.08	peak
6	15690.000	14.28	41.19	37.30	31.28	49.45	74.00	-24.55	peak



Test Mode: 01; Polarity: Horizontal; Modulation:802.11ac; Bandwidth:80MHz; Channel:middle



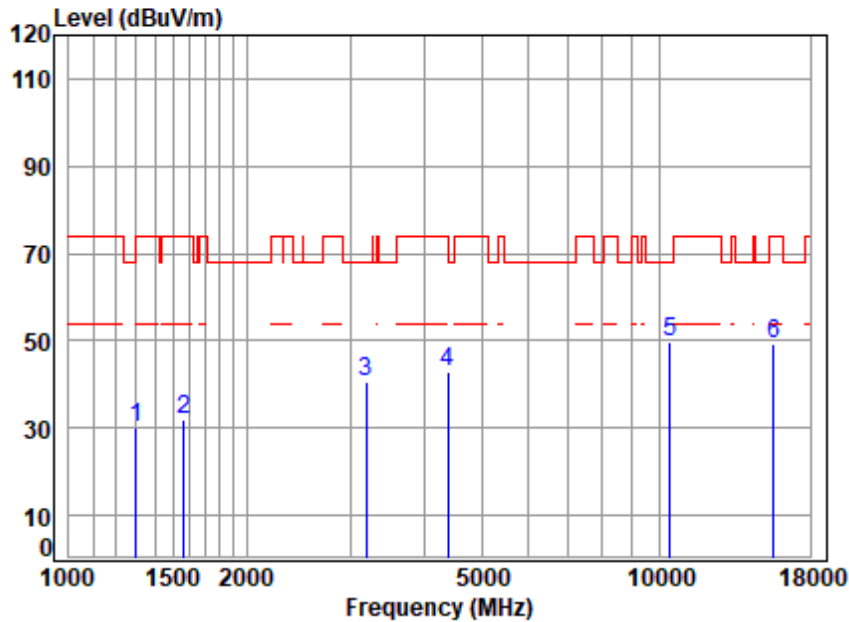
Site : chamber  
Condition: 3m HORIZONTAL  
Job No : 00043AT\00044AT  
Mode : 5210 TX RSE  
Note : 5G WIFI 11AC80

	Freq	Cable Loss	Ant Factor	Preamp Factor	Read Level	Level	Limit Line	Over Limit	Remark
	MHz	dB	dB/m	dB	dBuV	dBuV/m	dBuV/m	dB	
1	1227.791	3.63	24.79	38.34	39.98	30.06	74.00	-43.94	peak
2	1644.019	4.26	26.36	38.41	39.59	31.80	68.20	-36.40	peak
3	3425.675	6.13	32.09	36.12	37.68	39.78	68.20	-28.42	peak
4	4379.699	7.04	34.64	35.81	36.98	42.85	74.00	-31.15	peak
5	10420.000	12.75	37.14	37.57	37.04	49.36	68.20	-18.84	peak
6	15630.000	14.26	41.13	37.27	30.85	48.97	74.00	-25.03	peak





Test Mode: 01; Polarity: Vertical; Modulation:802.11ac; Bandwidth:80MHz; Channel:middle

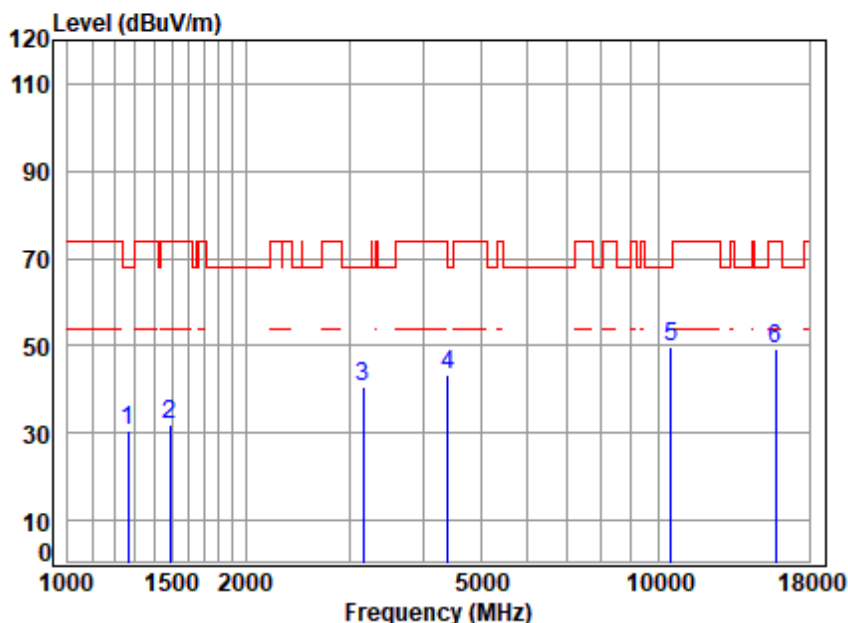


Site : chamber  
Condition: 3m VERTICAL  
Job No : 00043AT\00044AT  
Mode : 5210 TX RSE  
Note : 5G WIFI 11AC80

	Freq	Cable Loss	Ant Factor	Preamp Factor	Read Level	Level	Limit Line	Over Limit	Remark
	MHz	dB	dB/m	dB	dBuV	dBuV/m	dBuV/m	dB	
1	1300.858	3.76	24.79	38.36	40.13	30.32	74.00	-43.68	peak
2	1569.721	4.16	26.92	38.40	39.45	32.13	74.00	-41.87	peak
3	3186.869	5.83	32.79	36.13	38.08	40.57	68.20	-27.63	peak
4	4379.699	7.04	34.64	35.81	36.92	42.79	74.00	-31.21	peak
5	10420.000	12.75	37.14	37.57	37.32	49.64	68.20	-18.56	peak
6	15630.000	14.26	41.13	37.27	31.37	49.49	74.00	-24.51	peak



Test Mode: 02; Polarity: Horizontal; Modulation:802.11a; Bandwidth:20MHz; Channel:Low

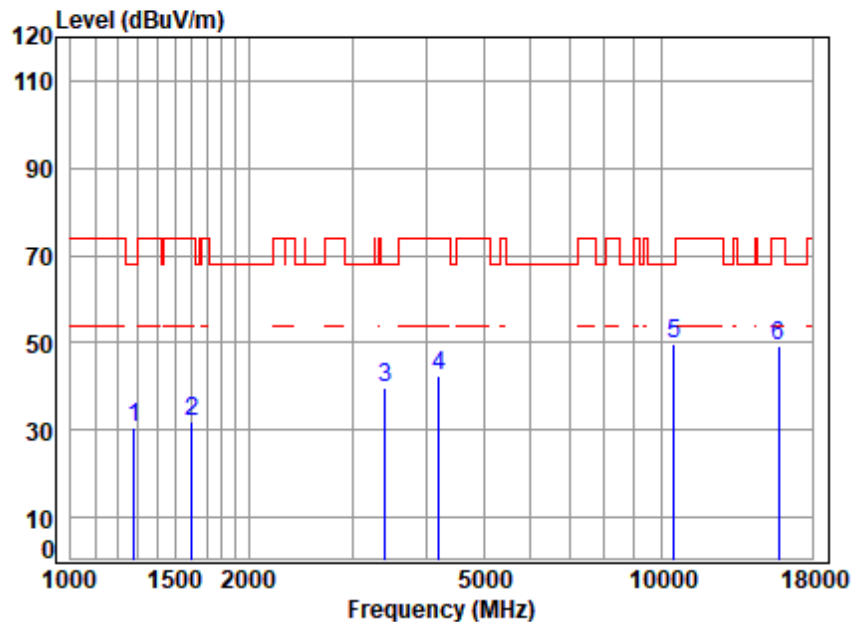


Site : chamber  
Condition: 3m HORIZONTAL  
Job No : 00043AT\00044AT  
Mode : 5260 TX RSE  
Note : 5G WIFI 11A

		Cable	Ant	Preamp	Read		Limit	Over	
	Freq	Loss	Factor	Factor	Level	Level	Line	Limit	Remark
	MHz	dB	dB/m	dB	dBuV	dBuV/m	dBuV/m	dB	
1	1263.796	3.69	25.02	38.35	40.43	30.79	68.20	-37.41	peak
2	1490.142	4.05	26.52	38.39	39.96	32.14	74.00	-41.86	peak
3	3168.500	5.81	32.65	36.13	38.08	40.41	68.20	-27.79	peak
4	4405.090	7.06	34.74	35.79	37.17	43.18	68.20	-25.02	peak
5	10520.000	12.77	37.30	37.62	37.20	49.65	68.20	-18.55	peak
6	15780.000	14.31	41.28	37.33	30.91	49.17	74.00	-24.83	peak



Test Mode: 02; Polarity: Vertical; Modulation:802.11a; Bandwidth:20MHz; Channel:Low

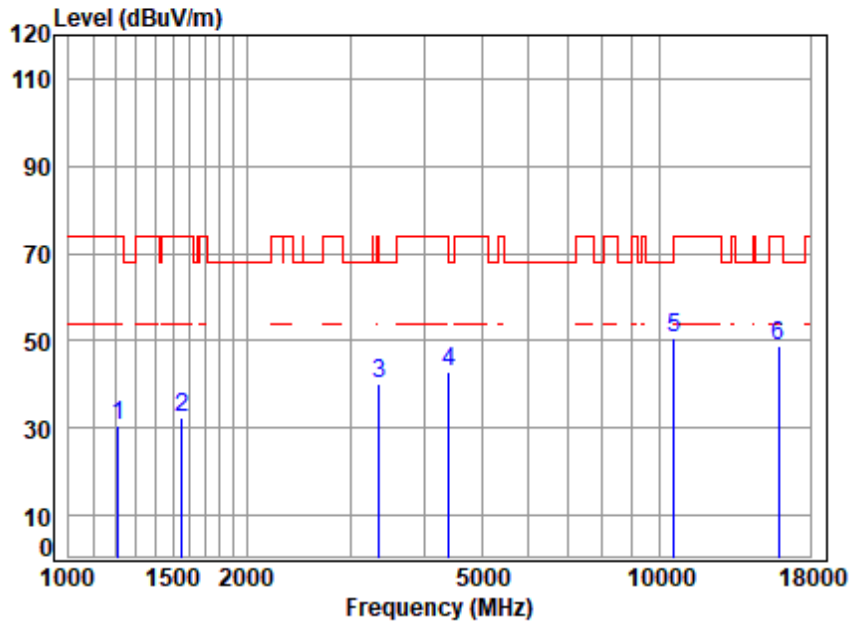


Site : chamber  
Condition: 3m VERTICAL  
Job No : 00043AT\00044AT  
Mode : 5260 TX RSE  
Note : 5G WIFI 11A

	Freq	Cable Loss	Ant Factor	Preamp Factor	Read Level	Level	Limit Line	Over Limit	Remark
	MHz	dB	dB/m	dB	dBuV	dBuV/m	dBuV/m	dB	
1	1278.492	3.72	24.93	38.35	40.22	30.52	68.20	-37.68	peak
2	1601.804	4.20	26.78	38.40	39.33	31.91	74.00	-42.09	peak
3	3405.929	6.11	32.33	36.12	37.37	39.69	68.20	-28.51	peak
4	4193.872	6.92	33.80	35.95	37.74	42.51	74.00	-31.49	peak
5	10520.000	12.77	37.30	37.62	37.41	49.86	68.20	-18.34	peak
6	15780.000	14.31	41.28	37.33	30.96	49.22	74.00	-24.78	peak



Test Mode: 02; Polarity: Horizontal; Modulation:802.11a; Bandwidth:20MHz; Channel:middle



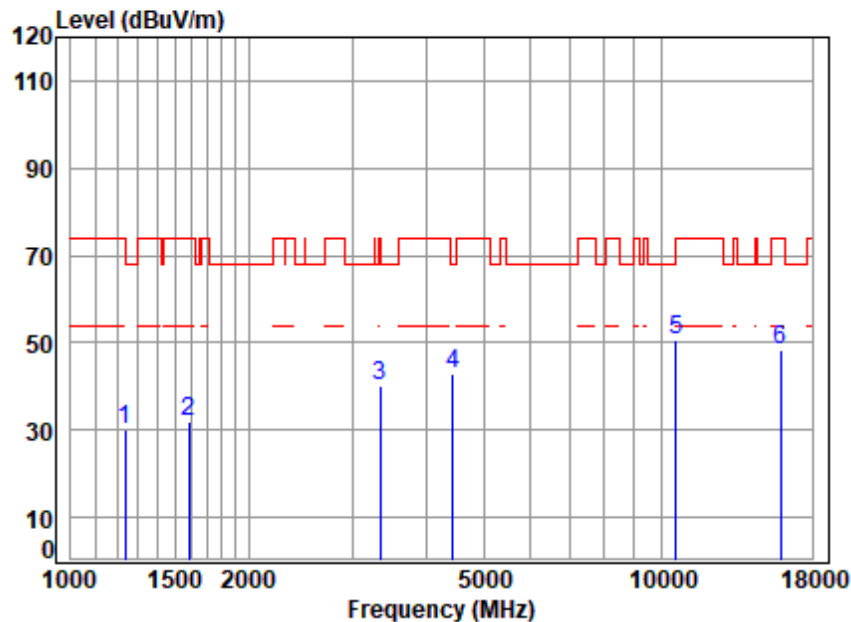
Site : chamber  
Condition: 3m HORIZONTAL  
Job No : 00043AT\00044AT  
Mode : 5300 TX RSE  
Note : 5G WIFI 11A

	Freq	Cable Loss	Ant Factor	Preamp Factor	Read Level	Level	Limit Line	Over Limit	Remark
	MHz	dB	dB/m	dB	dBuV	dBuV/m	dBuV/m	dB	
1	1210.174	3.60	24.54	38.34	40.68	30.48	74.00	-43.52	peak
2	1551.677	4.13	26.99	38.40	39.47	32.19	74.00	-41.81	peak
3	3357.061	6.05	32.14	36.12	37.90	39.97	74.00	-34.03	peak
4	4405.090	7.06	34.74	35.79	37.01	43.02	68.20	-25.18	peak
5	10600.000	12.80	37.30	37.66	38.28	50.72	68.20	-17.48	peak
6	15900.000	14.35	41.40	37.38	30.51	48.88	74.00	-25.12	peak





Test Mode: 02; Polarity: Vertical; Modulation:802.11a; Bandwidth:20MHz; Channel:middle



Site : chamber  
 Condition: 3m VERTICAL  
 Job No : 00043AT\00044AT  
 Mode : 5300 TX RSE  
 Note : 5G WIFI 11A

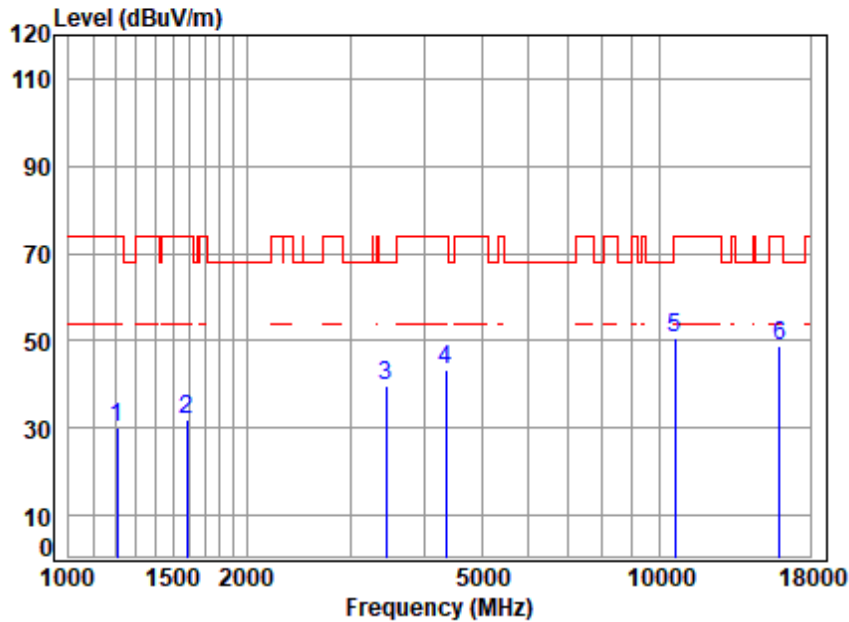
	Freq	Cable Loss	Ant Factor	Preamp Factor	Read Level	Level	Limit Line	Over Limit	Remark
	MHz	dB	dB/m	dB	dBuV	dBuV/m	dBuV/m	dB	
1	1234.909	3.64	24.89	38.35	39.80	29.98	74.00	-44.02	peak
2	1587.975	4.18	26.85	38.40	39.17	31.80	74.00	-42.20	peak
3	3347.371	6.04	32.05	36.12	38.08	40.05	74.00	-33.95	peak
4	4443.453	7.09	34.28	35.77	37.33	42.93	68.20	-25.27	peak
5	10600.000	12.80	37.30	37.66	38.30	50.74	68.20	-17.46	peak
6	15900.000	14.35	41.40	37.38	30.21	48.58	74.00	-25.42	peak



Unless otherwise agreed in writing, this document is issued by the Company subject to its General Conditions of Service printed overleaf, available on request or accessible at <https://www.sgs.com/en/Terms-and-Conditions>. Attention is drawn to the limitation of liability, indemnification and jurisdiction issues defined therein. Any holder of this document is advised that information contained hereon reflects the Company's findings at the time of its intervention only and within the limits of Client's instructions, if any. The Company's sole responsibility is to its Client and this document does not exonerate parties to a transaction from exercising all their rights and obligations under the transaction documents. This document cannot be reproduced except in full, without prior written approval of the Company. Any unauthorized alteration, forgery or falsification of the content or appearance of this document is unlawful and offenders may be prosecuted to the fullest extent of the law. Unless otherwise stated the results shown in this test report refer only to the sample(s) tested and such sample(s) are retained for 30 days only.

Attention: To check the authenticity of testing /inspection report & certificate, please contact us at telephone: (86-755) 8307 1443, or email: [CN.Doccheck@sgs.com](mailto:CN.Doccheck@sgs.com)

Test Mode: 02; Polarity: Horizontal; Modulation:802.11a; Bandwidth:20MHz; Channel:High

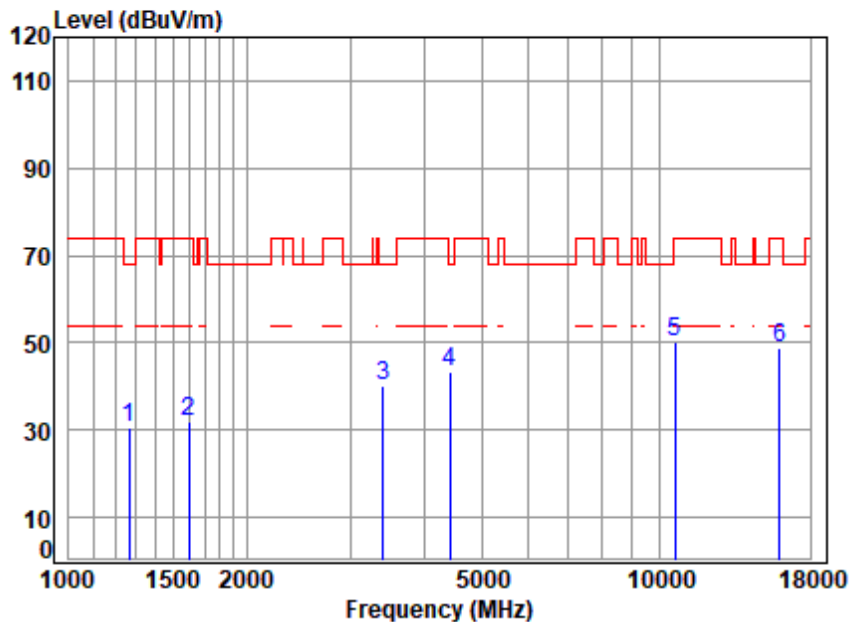


Site : chamber  
Condition: 3m HORIZONTAL  
Job No : 00043AT\00044AT  
Mode : 5320 TX RSE  
Note : 5G WIFI 11A

	Freq	Cable Loss	Ant Factor	Preamp Factor	Read Level	Level	Limit Line	Over Limit	Remark
	MHz	dB	dB/m	dB	dBuV	dBuV/m	dBuV/m	dB	
1	1206.682	3.59	24.49	38.34	40.43	30.17	74.00	-43.83	peak
2	1587.975	4.18	26.85	38.40	39.27	31.90	74.00	-42.10	peak
3	3445.535	6.16	31.85	36.12	37.96	39.85	68.20	-28.35	peak
4	4354.454	7.03	34.44	35.83	37.88	43.52	74.00	-30.48	peak
5	10640.000	12.81	37.22	37.68	38.45	50.80	74.00	-23.20	peak
6	15960.000	14.37	41.52	37.40	30.50	48.99	74.00	-25.01	peak



Test Mode: 02; Polarity: Vertical; Modulation:802.11a; Bandwidth:20MHz; Channel:High

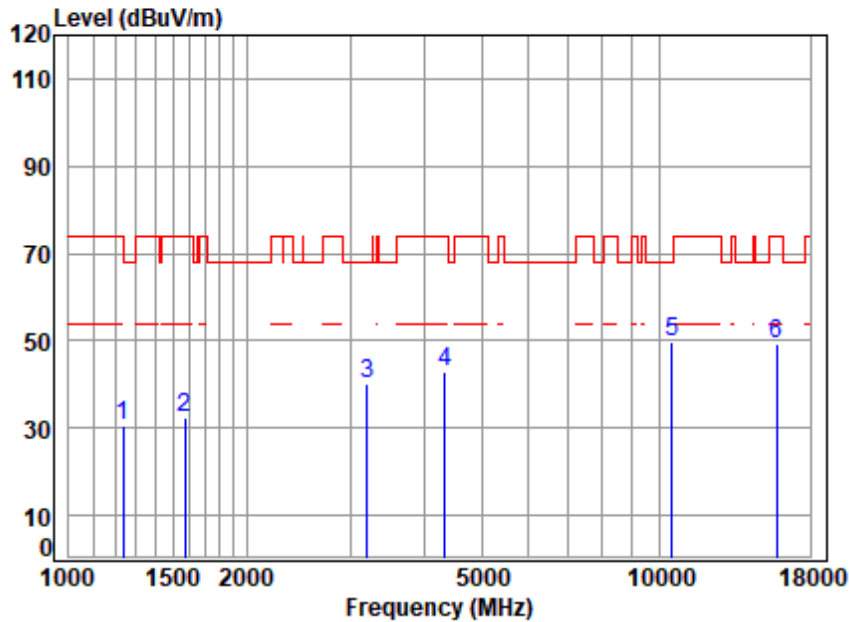


Site : chamber  
Condition: 3m VERTICAL  
Job No : 00043AT\00044AT  
Mode : 5320 TX RSE  
Note : 5G WIFI 11A

	Freq	Cable Loss	Ant Factor	Preamp Factor	Read Level	Level	Limit Line	Over Limit	Remark
	MHz	dB	dB/m	dB	dBuV	dBuV/m	dBuV/m	dB	
1	1267.454	3.70	25.00	38.35	40.43	30.78	68.20	-37.42	peak
2	1597.181	4.20	26.81	38.40	39.54	32.15	74.00	-41.85	peak
3	3405.929	6.11	32.33	36.12	37.92	40.24	68.20	-27.96	peak
4	4417.841	7.07	34.59	35.78	37.62	43.50	68.20	-24.70	peak
5	10640.000	12.81	37.22	37.68	37.92	50.27	74.00	-23.73	peak
6	15960.000	14.37	41.52	37.40	30.32	48.81	74.00	-25.19	peak



Test Mode: 02; Polarity: Horizontal; Modulation:802.11n; Bandwidth:20MHz; Channel:Low



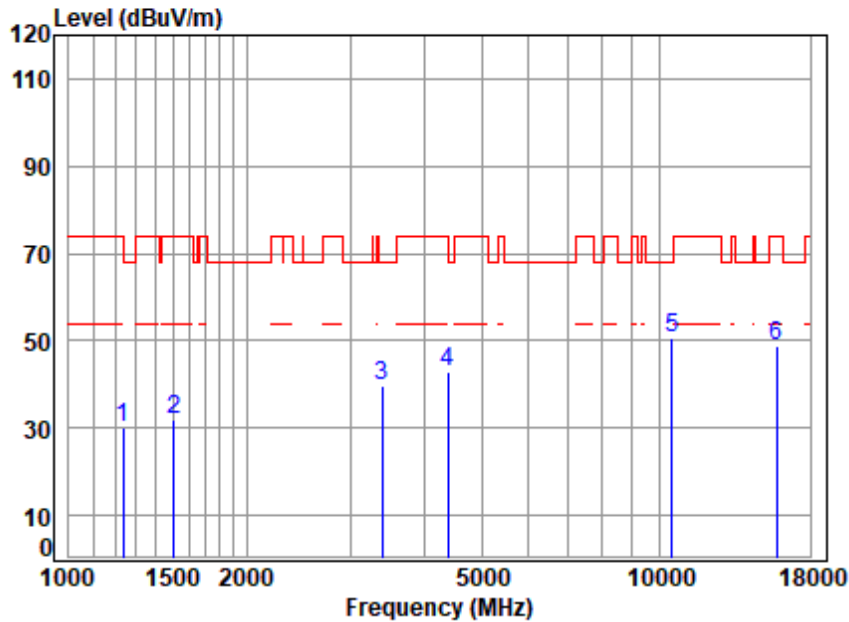
Site : chamber  
 Condition: 3m HORIZONTAL  
 Job No : 00043AT\00044AT  
 Mode : 5260 TX RSE  
 Note : 5G WIFI 11N20

	Freq	Cable Loss	Ant Factor	Preamp Factor	Read Level	Level	Limit	Over Limit	Remark
	MHz	dB	dB/m	dB	dBuV	dBuV/m	dBuV/m	dB	
1	1238.483	3.65	24.94	38.35	40.21	30.45	74.00	-43.55	peak
2	1574.265	4.17	26.90	38.40	39.79	32.46	74.00	-41.54	peak
3	3196.094	5.84	32.87	36.13	37.39	39.97	68.20	-28.23	peak
4	4341.886	7.02	34.34	35.84	37.56	43.08	74.00	-30.92	peak
5	10520.000	12.77	37.30	37.62	37.32	49.77	68.20	-18.43	peak
6	15780.000	14.31	41.28	37.33	30.88	49.14	74.00	-24.86	peak





Test Mode: 02; Polarity: Vertical; Modulation:802.11n; Bandwidth:20MHz; Channel:Low

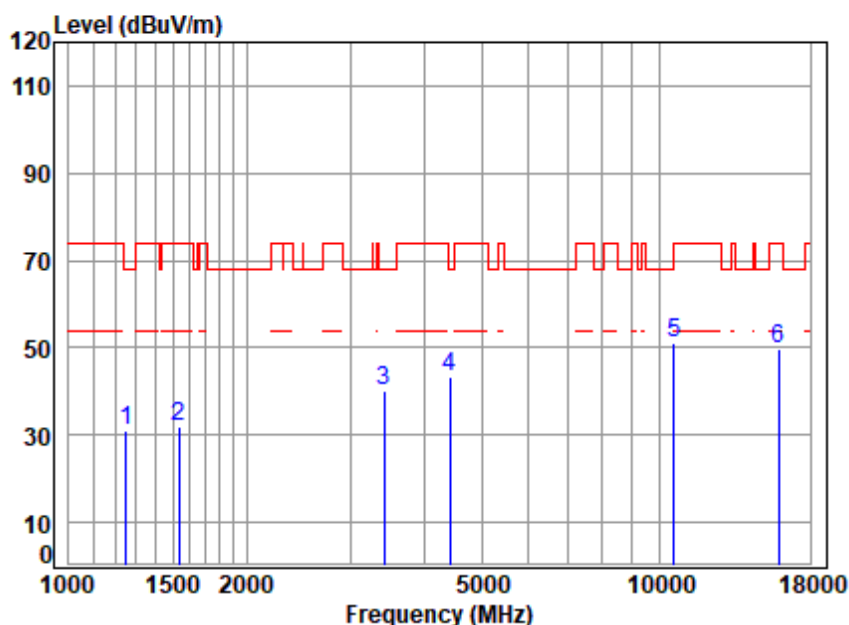


Site : chamber  
Condition: 3m VERTICAL  
Job No : 00043AT\00044AT  
Mode : 5260 TX RSE  
Note : 5G WIFI 11N20

	Freq	Cable Loss	Ant Factor	Preamp Factor	Read Level	Level	Limit Line	Over Limit	Remark
	MHz	dB	dB/m	dB	dBuV	dBuV/m	dBuV/m	dB	
1	1234.909	3.64	24.89	38.35	39.76	29.94	74.00	-44.06	peak
2	1507.470	4.07	26.83	38.39	39.64	32.15	74.00	-41.85	peak
3	3396.098	6.10	32.38	36.12	37.54	39.90	68.20	-28.30	peak
4	4379.699	7.04	34.64	35.81	37.19	43.06	74.00	-30.94	peak
5	10520.000	12.77	37.30	37.62	38.18	50.63	68.20	-17.57	peak
6	15780.000	14.31	41.28	37.33	30.63	48.89	74.00	-25.11	peak



Test Mode: 02; Polarity: Horizontal; Modulation:802.11n; Bandwidth:20MHz; Channel:middle

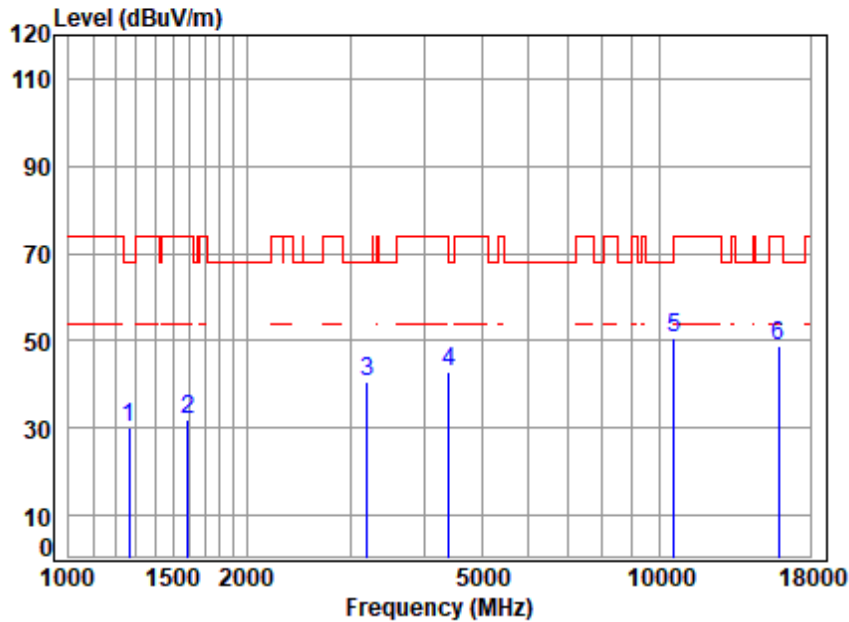


Site : chamber  
Condition: 3m HORIZONTAL  
Job No : 00043AT\00044AT  
Mode : 5300 TX RSE  
Note : 5G WIFI 11N20

	Freq	Cable Loss	Ant Factor	Preamp Factor	Read Level	Level	Limit Line	Over Limit	Remark
	MHz	dB	dB/m	dB	dBuV	dBuV/m	dBuV/m	dB	
1	1252.885	3.67	25.08	38.35	40.44	30.84	68.20	-37.36	peak
2	1538.281	4.12	26.95	38.39	39.14	31.82	74.00	-42.18	peak
3	3415.787	6.12	32.21	36.12	37.79	40.00	68.20	-28.20	peak
4	4417.841	7.07	34.59	35.78	37.34	43.22	68.20	-24.98	peak
5	10600.000	12.80	37.30	37.66	38.82	51.26	68.20	-16.94	peak
6	15900.000	14.35	41.40	37.38	31.28	49.65	74.00	-24.35	peak



Test Mode: 02; Polarity: Vertical; Modulation:802.11n; Bandwidth:20MHz; Channel:middle

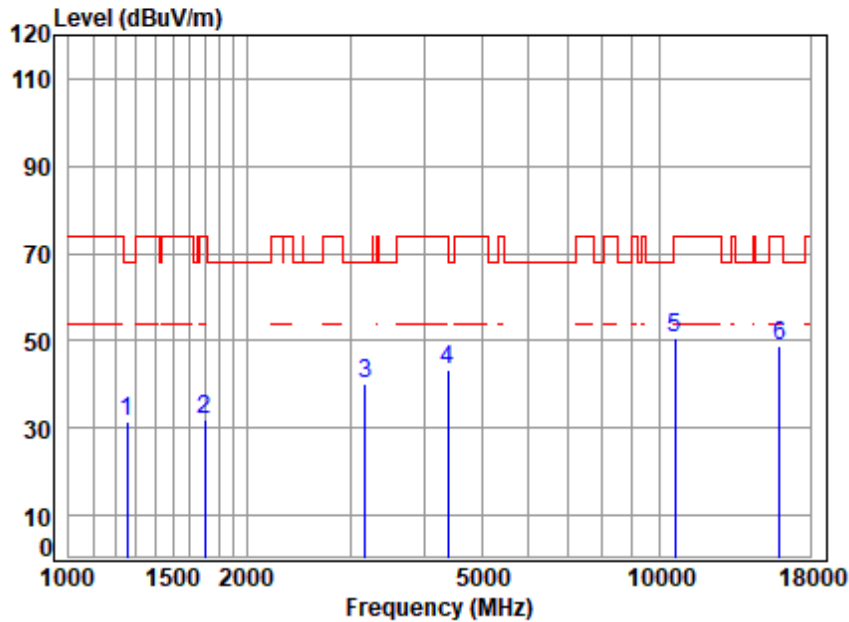


Site : chamber  
Condition: 3m VERTICAL  
Job No : 00043AT\00044AT  
Mode : 5300 TX RSE  
Note : 5G WIFI 11N20

	Freq	Cable Loss	Ant Factor	Preamp Factor	Read Level	Level	Limit Line	Over Limit	Remark
	MHz	dB	dB/m	dB	dBuV	dBuV/m	dBuV/m	dB	
1	1267.454	3.70	25.00	38.35	39.95	30.30	68.20	-37.90	peak
2	1592.571	4.19	26.83	38.40	39.36	31.98	74.00	-42.02	peak
3	3196.094	5.84	32.87	36.13	37.86	40.44	68.20	-27.76	peak
4	4405.090	7.06	34.74	35.79	36.96	42.97	68.20	-25.23	peak
5	10600.000	12.80	37.30	37.66	38.03	50.47	68.20	-17.73	peak
6	15900.000	14.35	41.40	37.38	30.38	48.75	74.00	-25.25	peak



Test Mode: 02; Polarity: Horizontal; Modulation:802.11n; Bandwidth:20MHz; Channel:High



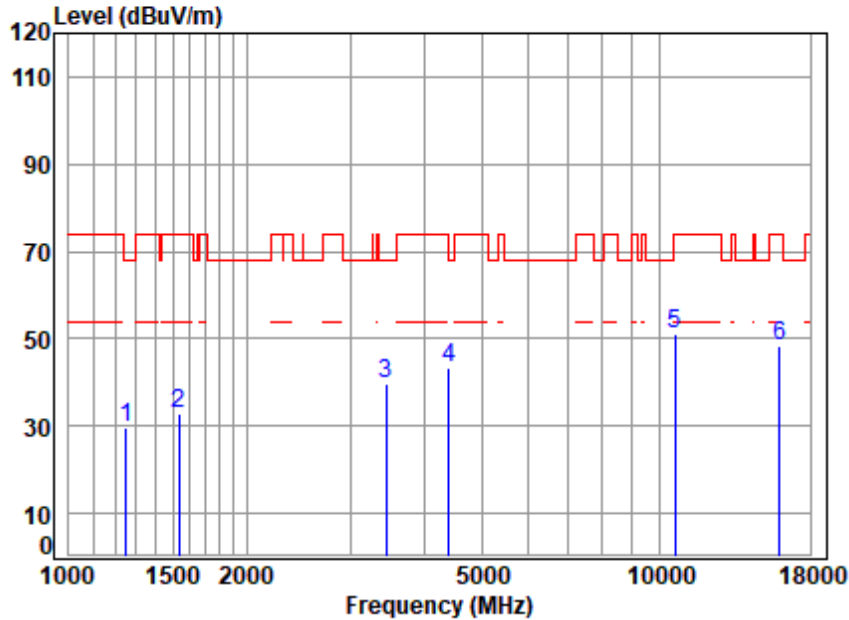
Site : chamber  
Condition: 3m HORIZONTAL  
Job No : 00043AT\00044AT  
Mode : 5320 TX RSE  
Note : 5G WIFI 11N20

	Freq	Cable Loss	Ant Factor	Preamp Factor	Read Level	Level	Limit	Over Limit	Remark
	MHz	dB	dB/m	dB	dBuV	dBuV/m	dBuV/m	dB	
1	1256.512	3.68	25.06	38.35	41.00	31.39	68.20	-36.81	peak
2	1697.129	4.33	26.21	38.41	39.78	31.91	74.00	-42.09	peak
3	3177.672	5.82	32.72	36.13	37.65	40.06	68.20	-28.14	peak
4	4392.376	7.05	34.74	35.80	37.20	43.19	74.00	-30.81	peak
5	10640.000	12.81	37.22	37.68	38.34	50.69	74.00	-23.31	peak
6	15960.000	14.37	41.52	37.40	30.32	48.81	74.00	-25.19	peak





Test Mode: 02; Polarity: Vertical; Modulation:802.11n; Bandwidth:20MHz; Channel:High

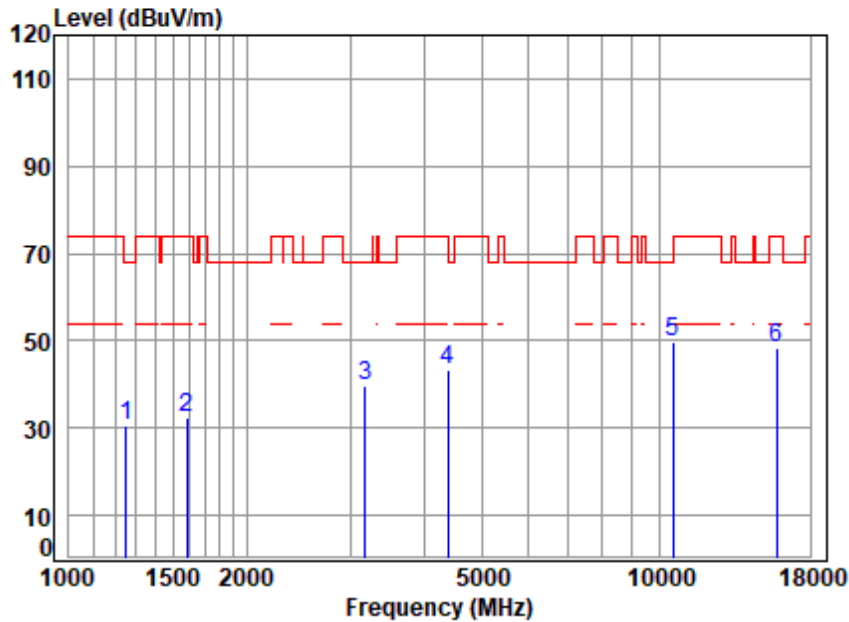


Site : chamber  
Condition: 3m VERTICAL  
Job No : 00043AT\00044AT  
Mode : 5320 TX RSE  
Note : 5G WIFI 11N20

	Freq	Cable Loss	Ant Factor	Preamp Factor	Read Level	Level	Limit Line	Over Limit	Remark
	MHz	dB	dB/m	dB	dBuV	dBuV/m	dBuV/m	dB	
1	1252.885	3.67	25.08	38.35	39.48	29.88	68.20	-38.32	peak
2	1533.841	4.11	26.94	38.39	40.01	32.67	74.00	-41.33	peak
3	3445.535	6.16	31.85	36.12	38.03	39.92	68.20	-28.28	peak
4	4405.090	7.06	34.74	35.79	37.27	43.28	68.20	-24.92	peak
5	10640.000	12.81	37.22	37.68	38.66	51.01	74.00	-22.99	peak
6	15960.000	14.37	41.52	37.40	30.05	48.54	74.00	-25.46	peak



Test Mode: 02; Polarity: Horizontal; Modulation:802.11n; Bandwidth:40MHz; Channel:Low

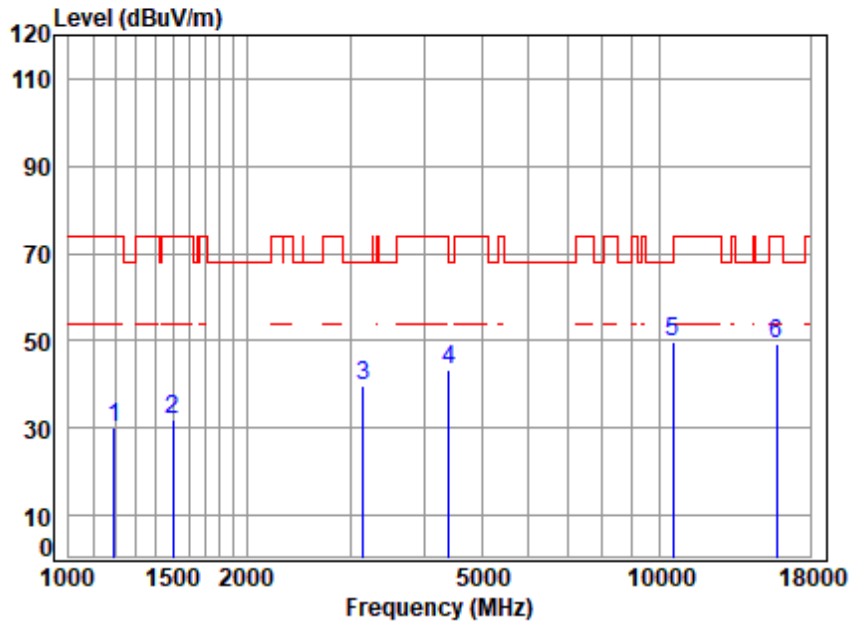


Site : chamber  
Condition: 3m HORIZONTAL  
Job No : 00043AT\00044AT  
Mode : 5270 TX RSE  
Note : 5G WIFI 11N40

	Freq	Cable Loss	Ant Factor	Preamp Factor	Read Level	Level	Limit	Over Limit	Remark
	MHz	dB	dB/m	dB	dBuV	dBuV/m	dBuV/m	dB	
1	1249.269	3.67	25.09	38.35	40.03	30.44	68.20	-37.76	peak
2	1587.975	4.18	26.85	38.40	39.73	32.36	74.00	-41.64	peak
3	3177.672	5.82	32.72	36.13	37.34	39.75	68.20	-28.45	peak
4	4392.376	7.05	34.74	35.80	37.15	43.14	74.00	-30.86	peak
5	10540.000	12.78	37.30	37.63	37.16	49.61	68.20	-18.59	peak
6	15810.000	14.32	41.31	37.34	30.23	48.52	74.00	-25.48	peak



Test Mode: 02; Polarity: Vertical; Modulation:802.11n; Bandwidth:40MHz; Channel:Low

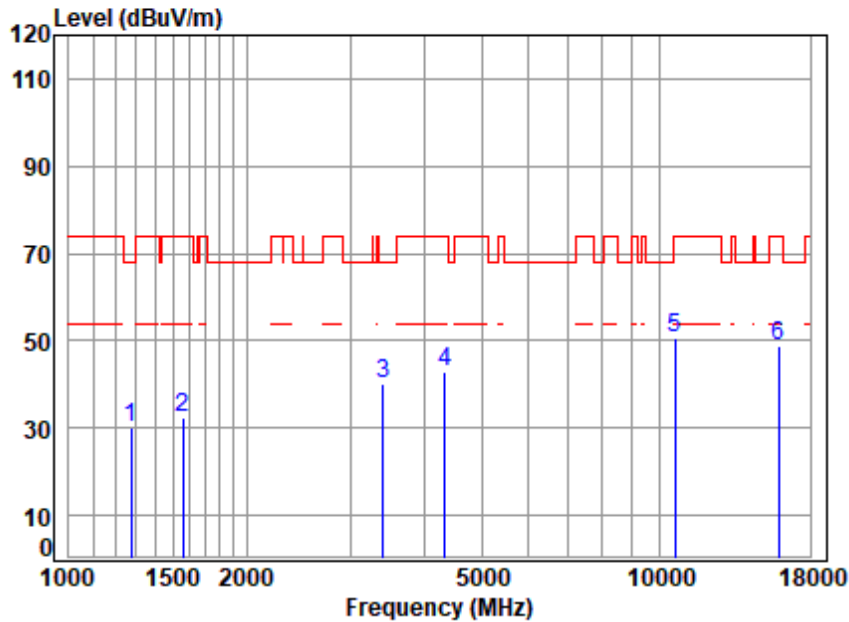


Site : chamber  
 Condition: 3m VERTICAL  
 Job No : 00043AT\00044AT  
 Mode : 5270 TX RSE  
 Note : 5G WIFI 11N40

	Freq	Cable Loss	Ant Factor	Preamp Factor	Read Level	Level	Limit	Over Limit	Remark
	MHz	dB	dB/m	dB	dBuV	dBuV/m	dBuV/m	dB	
1	1192.811	3.57	24.33	38.34	40.57	30.13	74.00	-43.87	peak
2	1503.119	4.07	26.81	38.39	39.28	31.77	74.00	-42.23	peak
3	3150.237	5.78	32.50	36.13	37.53	39.68	68.20	-28.52	peak
4	4405.090	7.06	34.74	35.79	37.26	43.27	68.20	-24.93	peak
5	10540.000	12.78	37.30	37.63	37.33	49.78	68.20	-18.42	peak
6	15810.000	14.32	41.31	37.34	30.78	49.07	74.00	-24.93	peak



Test Mode: 02; Polarity: Horizontal; Modulation:802.11n; Bandwidth:40MHz; Channel:High



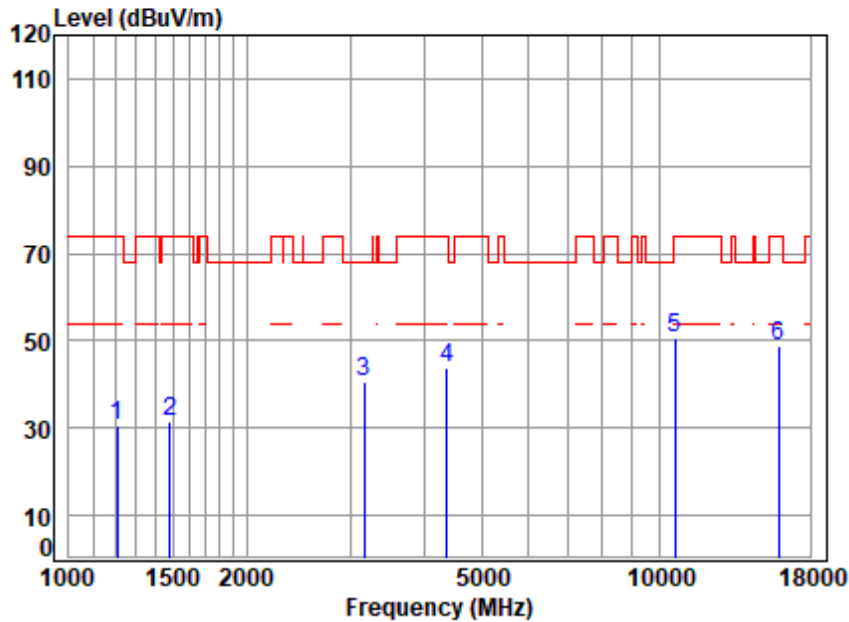
Site : chamber  
Condition: 3m HORIZONTAL  
Job No : 00043AT\00044AT  
Mode : 5310 TX RSE  
Note : 5G WIFI 11N40

		Cable	Ant	Preamp	Read		Limit	Over	
	Freq	Loss	Factor	Factor	Level	Level	Line	Limit	Remark
	MHz	dB	dB/m	dB	dBuV	dBuV/m	dBuV/m	dB	
1	1274.802	3.71	24.95	38.35	39.87	30.18	68.20	-38.02	peak
2	1560.673	4.15	26.96	38.40	39.63	32.34	74.00	-41.66	peak
3	3405.929	6.11	32.33	36.12	37.73	40.05	68.20	-28.15	peak
4	4329.354	7.01	34.23	35.85	37.32	42.71	74.00	-31.29	peak
5	10620.000	12.80	37.26	37.67	38.12	50.51	74.00	-23.49	peak
6	15930.000	14.36	41.46	37.39	30.57	49.00	74.00	-25.00	peak





Test Mode: 02; Polarity: Vertical; Modulation:802.11n; Bandwidth:40MHz; Channel:High

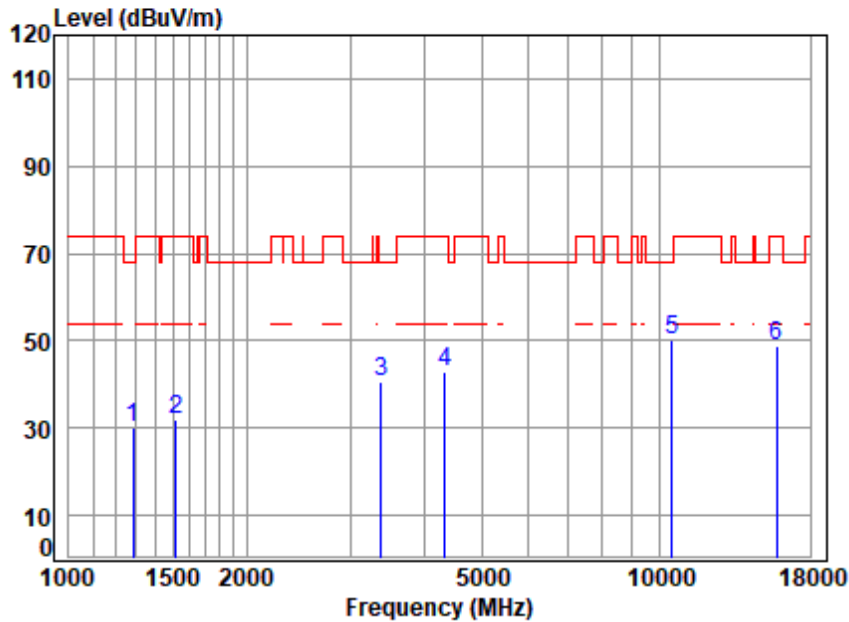


Site : chamber  
Condition: 3m VERTICAL  
Job No : 00043AT\00044AT  
Mode : 5310 TX RSE  
Note : 5G WIFI 11N40

	Freq	Cable Loss	Ant Factor	Preamp Factor	Read Level	Level	Limit Line	Over Limit	Remark
	MHz	dB	dB/m	dB	dBuV	dBuV/m	dBuV/m	dB	
1	1206.682	3.59	24.49	38.34	40.78	30.52	74.00	-43.48	peak
2	1485.841	4.04	26.40	38.39	39.57	31.62	74.00	-42.38	peak
3	3168.500	5.81	32.65	36.13	38.14	40.47	68.20	-27.73	peak
4	4367.058	7.04	34.54	35.82	38.20	43.96	74.00	-30.04	peak
5	10620.000	12.80	37.26	37.67	38.32	50.71	74.00	-23.29	peak
6	15930.000	14.36	41.46	37.39	30.26	48.69	74.00	-25.31	peak



Test Mode: 02; Polarity: Horizontal; Modulation:802.11ac; Bandwidth:20MHz; Channel:Low

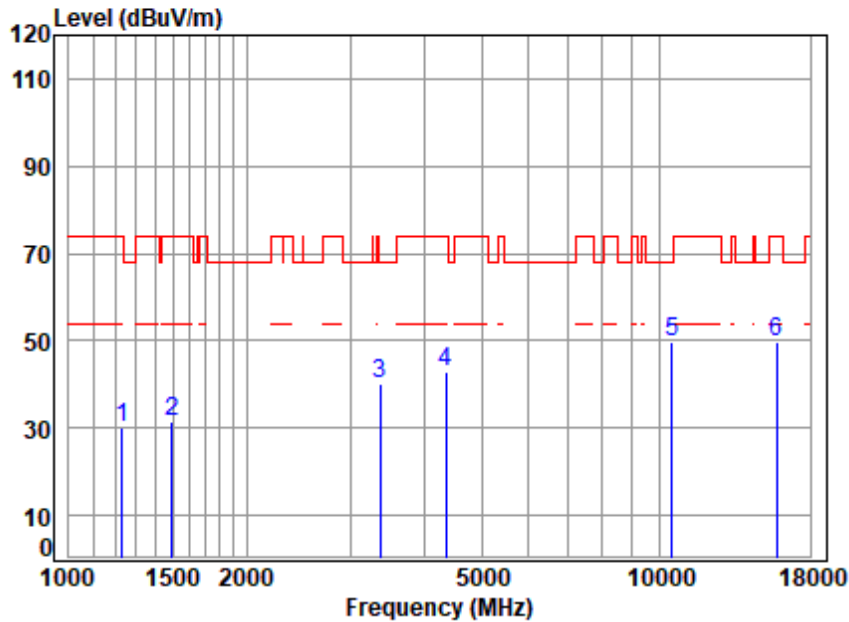


Site : chamber  
 Condition: 3m HORIZONTAL  
 Job No : 00043AT\00044AT  
 Mode : 5260 TX RSE  
 Note : 5G WIFI 11AC20

	Freq	Cable Loss	Ant Factor	Preamp Factor	Read Level	Level	Limit Line	Over Limit	Remark
	MHz	dB	dB/m	dB	dBuV	dBuV/m	dBuV/m	dB	
1	1285.904	3.73	24.88	38.35	39.92	30.18	68.20	-38.02	peak
2	1520.598	4.09	26.88	38.39	39.38	31.96	74.00	-42.04	peak
3	3386.297	6.09	32.32	36.12	38.13	40.42	68.20	-27.78	peak
4	4341.886	7.02	34.34	35.84	37.58	43.10	74.00	-30.90	peak
5	10520.000	12.77	37.30	37.62	37.62	50.07	68.20	-18.13	peak
6	15780.000	14.31	41.28	37.33	30.60	48.86	74.00	-25.14	peak



Test Mode: 02; Polarity: Vertical; Modulation:802.11ac; Bandwidth:20MHz; Channel:Low

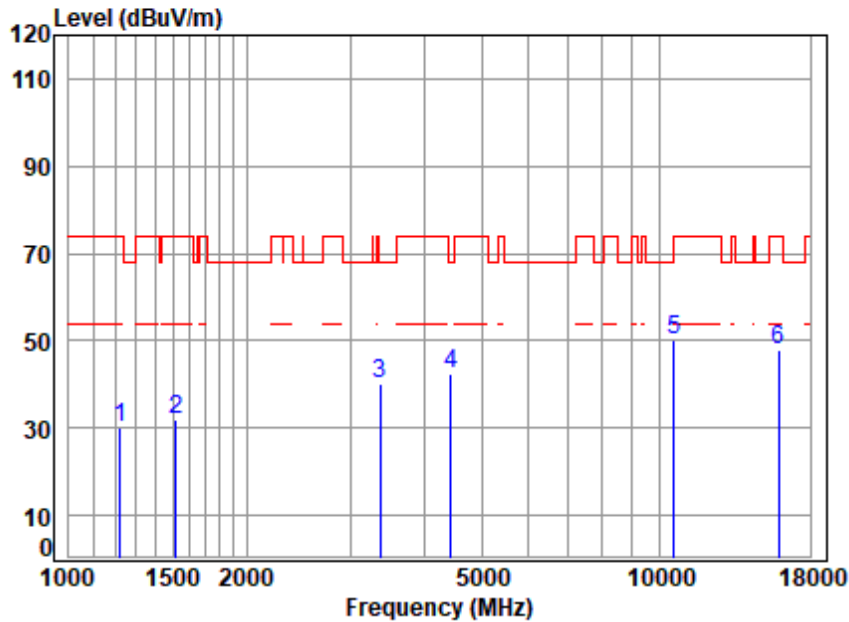


Site : chamber  
 Condition: 3m VERTICAL  
 Job No : 00043AT\00044AT  
 Mode : 5260 TX RSE  
 Note : 5G WIFI 11AC20

	Freq	Cable Loss	Ant Factor	Preamp Factor	Read Level	Level	Limit	Over Limit	Remark
	MHz	dB	dB/m	dB	dBuV	dBuV/m	dBuV/m	dB	
1	1231.345	3.64	24.84	38.35	40.13	30.26	74.00	-43.74	peak
2	1494.455	4.05	26.64	38.39	39.36	31.66	74.00	-42.34	peak
3	3366.778	6.06	32.20	36.12	37.92	40.06	68.20	-28.14	peak
4	4354.454	7.03	34.44	35.83	37.20	42.84	74.00	-31.16	peak
5	10520.000	12.77	37.30	37.62	37.41	49.86	68.20	-18.34	peak
6	15780.000	14.31	41.28	37.33	31.61	49.87	74.00	-24.13	peak



Test Mode: 02; Polarity: Horizontal; Modulation:802.11ac; Bandwidth:20MHz; Channel:middle



Site : chamber  
Condition: 3m HORIZONTAL  
Job No : 00043AT\00044AT  
Mode : 5300 TX RSE  
Note : 5G WIFI 11AC20

	Freq	Cable Loss	Ant Factor	Preamp Factor	Read Level	Level	Limit Line	Over Limit	Remark
	MHz	dB	dB/m	dB	dBuV	dBuV/m	dBuV/m	dB	
1	1220.714	3.62	24.69	38.34	40.31	30.28	74.00	-43.72	peak
2	1516.210	4.08	26.86	38.39	39.43	31.98	74.00	-42.02	peak
3	3366.778	6.06	32.20	36.12	38.23	40.37	68.20	-27.83	peak
4	4430.628	7.08	34.43	35.77	36.76	42.50	68.20	-25.70	peak
5	10600.000	12.80	37.30	37.66	37.73	50.17	68.20	-18.03	peak
6	15900.000	14.35	41.40	37.38	29.74	48.11	74.00	-25.89	peak

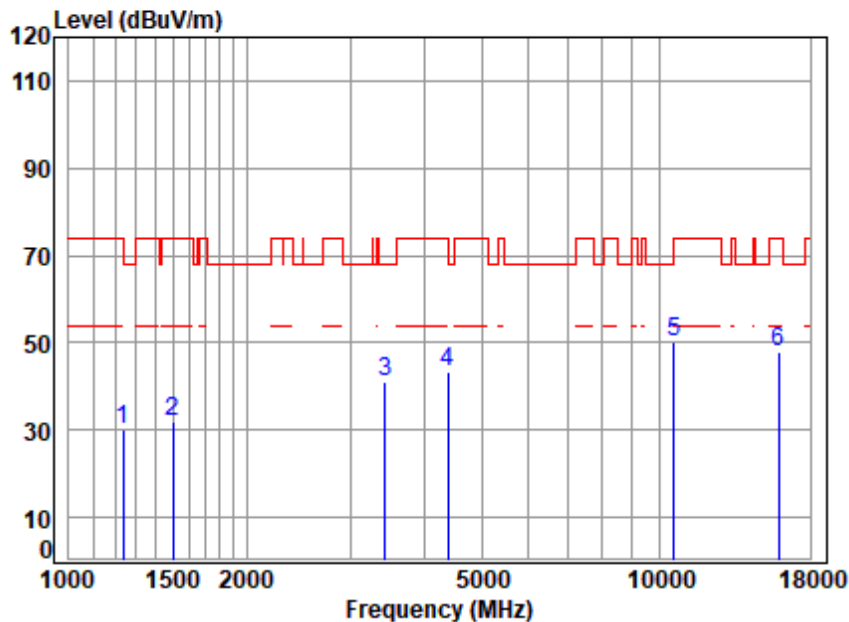


Unless otherwise agreed in writing, this document is issued by the Company subject to its General Conditions of Service printed overleaf, available on request or accessible at <https://www.sgs.com/en/Terms-and-Conditions>. Attention is drawn to the limitation of liability, indemnification and jurisdiction issues defined therein. Any holder of this document is advised that information contained hereon reflects the Company's findings at the time of its intervention only and within the limits of Client's instructions, if any. The Company's sole responsibility is to its Client and this document does not exonerate parties to a transaction from exercising all their rights and obligations under the transaction documents. This document cannot be reproduced except in full, without prior written approval of the Company. Any unauthorized alteration, forgery or falsification of the content or appearance of this document is unlawful and offenders may be prosecuted to the fullest extent of the law. Unless otherwise stated the results shown in this test report refer only to the sample(s) tested and such sample(s) are retained for 30 days only.

Attention: To check the authenticity of testing /inspection report & certificate, please contact us at telephone: (86-755) 8307 1443, or email: [CN.Doccheck@sgs.com](mailto:CN.Doccheck@sgs.com)



Test Mode: 02; Polarity: Vertical; Modulation:802.11ac; Bandwidth:20MHz; Channel:middle

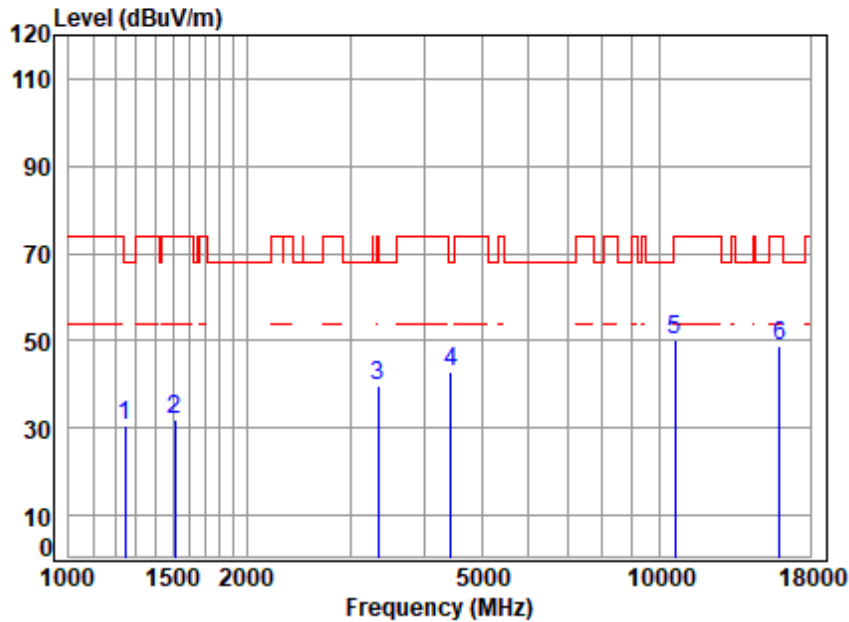


Site : chamber  
 Condition: 3m VERTICAL  
 Job No : 00043AT\00044AT  
 Mode : 5300 TX RSE  
 Note : 5G WIFI 11AC20

	Freq	Cable Loss	Ant Factor	Preamp Factor	Read Level	Level	Limit Line	Over Limit	Remark
	MHz	dB	dB/m	dB	dBuV	dBuV/m	dBuV/m	dB	
1	1234.909	3.64	24.89	38.35	40.04	30.22	74.00	-43.78	peak
2	1498.781	4.06	26.77	38.39	39.56	32.00	74.00	-42.00	peak
3	3435.590	6.15	31.97	36.12	39.08	41.08	68.20	-27.12	peak
4	4379.699	7.04	34.64	35.81	37.27	43.14	74.00	-30.86	peak
5	10600.000	12.80	37.30	37.66	37.71	50.15	68.20	-18.05	peak
6	15900.000	14.35	41.40	37.38	29.55	47.92	74.00	-26.08	peak



Test Mode: 02; Polarity: Horizontal; Modulation:802.11ac; Bandwidth:20MHz; Channel:High

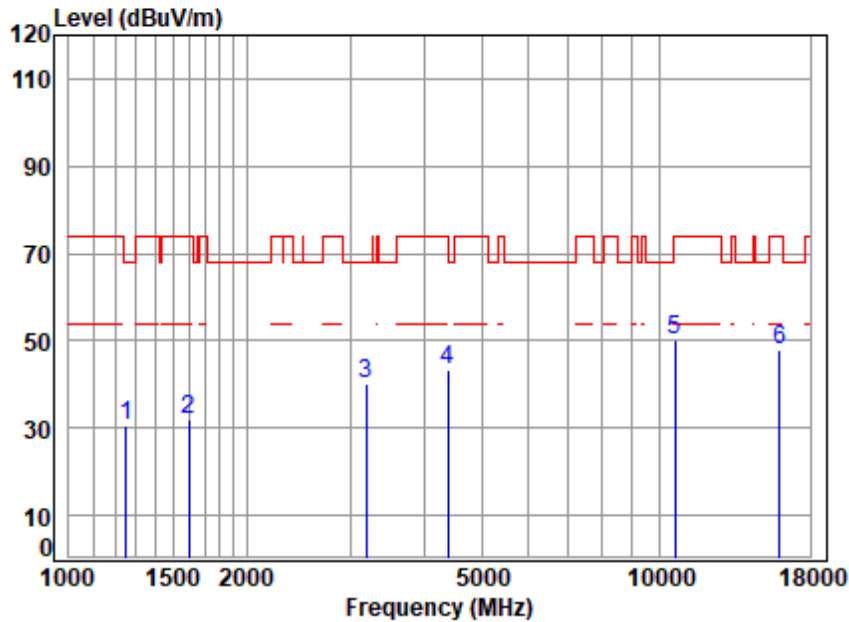


Site : chamber  
Condition: 3m HORIZONTAL  
Job No : 00043AT\00044AT  
Mode : 5320 TX RSE  
Note : 5G WIFI 11AC20

	Freq	Cable Loss	Ant Factor	Preamp Factor	Read Level	Level	Limit Line	Over Limit	Remark
	MHz	dB	dB/m	dB	dBuV	dBuV/m	dBuV/m	dB	
1	1245.663	3.66	25.04	38.35	40.23	30.58	68.20	-37.62	peak
2	1511.833	4.08	26.85	38.39	39.33	31.87	74.00	-42.13	peak
3	3347.371	6.04	32.05	36.12	37.69	39.66	74.00	-34.34	peak
4	4443.453	7.09	34.28	35.77	37.41	43.01	68.20	-25.19	peak
5	10640.000	12.81	37.22	37.68	37.90	50.25	74.00	-23.75	peak
6	15960.000	14.37	41.52	37.40	30.14	48.63	74.00	-25.37	peak



Test Mode: 02; Polarity: Vertical; Modulation:802.11ac; Bandwidth:20MHz; Channel:High

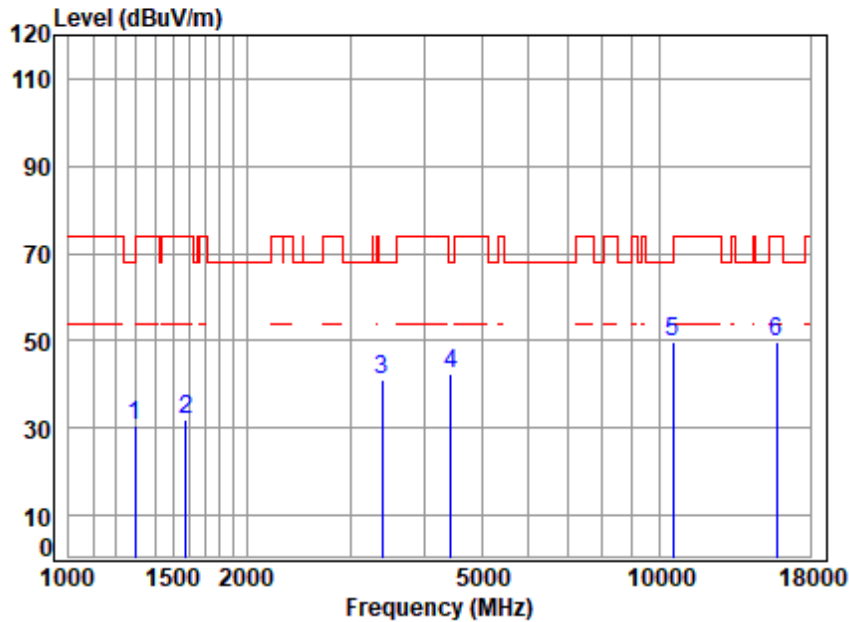


Site : chamber  
Condition: 3m VERTICAL  
Job No : 00043AT\00044AT  
Mode : 5320 TX RSE  
Note : 5G WIFI 11AC20

	Freq	Cable Loss	Ant Factor	Preamp Factor	Read Level	Level	Limit Line	Over Limit	Remark
	MHz	dB	dB/m	dB	dBuV	dBuV/m	dBuV/m	dB	
1	1252.885	3.67	25.08	38.35	40.01	30.41	68.20	-37.79	peak
2	1597.181	4.20	26.81	38.40	39.34	31.95	74.00	-42.05	peak
3	3186.869	5.83	32.79	36.13	37.77	40.26	68.20	-27.94	peak
4	4379.699	7.04	34.64	35.81	37.63	43.50	74.00	-30.50	peak
5	10640.000	12.81	37.22	37.68	38.04	50.39	74.00	-23.61	peak
6	15960.000	14.37	41.52	37.40	29.57	48.06	74.00	-25.94	peak



Test Mode: 02; Polarity: Horizontal; Modulation:802.11ac; Bandwidth:40MHz; Channel:Low



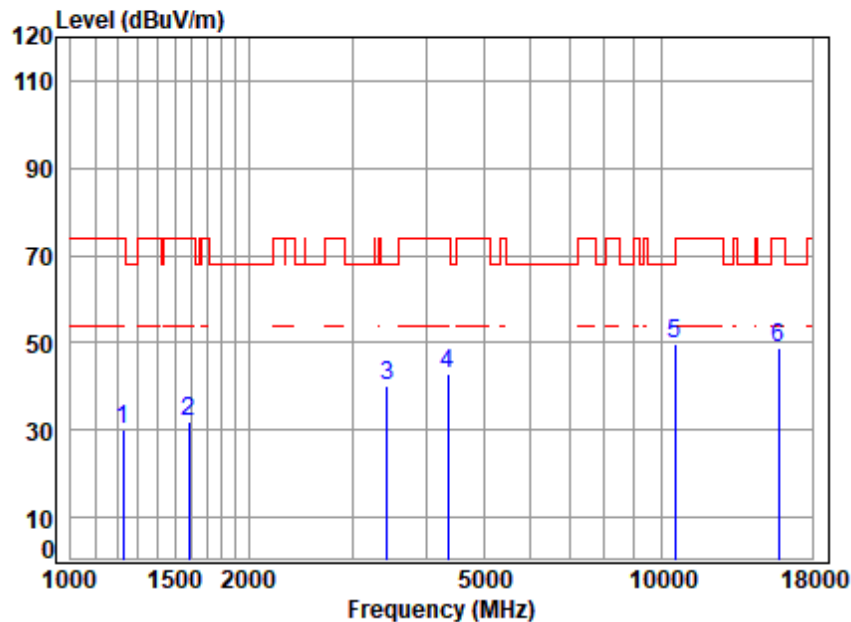
Site : chamber  
Condition: 3m HORIZONTAL  
Job No : 00043AT\00044AT  
Mode : 5270 TX RSE  
Note : 5G WIFI 11AC40

		Cable	Ant	Preamp	Read		Limit	Over	
	Freq	Loss	Factor	Factor	Level	Level	Line	Limit	Remark
	MHz	dB	dB/m	dB	dBuV	dBuV/m	dBuV/m	dB	
1	1293.359	3.74	24.84	38.36	40.31	30.53	68.20	-37.67	peak
2	1578.822	4.17	26.88	38.40	39.17	31.82	74.00	-42.18	peak
3	3396.098	6.10	32.38	36.12	38.55	40.91	68.20	-27.29	peak
4	4430.628	7.08	34.43	35.77	36.76	42.50	68.20	-25.70	peak
5	10540.000	12.78	37.30	37.63	37.31	49.76	68.20	-18.44	peak
6	15810.000	14.32	41.31	37.34	31.59	49.88	74.00	-24.12	peak





Test Mode: 02; Polarity: Vertical; Modulation:802.11ac; Bandwidth:40MHz; Channel:Low



Site : chamber  
Condition: 3m VERTICAL  
Job No : 00043AT\00044AT  
Mode : 5270 TX RSE  
Note : 5G WIFI 11AC40

	Freq	Cable Loss	Ant Factor	Preamp Factor	Read Level	Level	Limit Line	Over Limit	Remark
	MHz	dB	dB/m	dB	dBuV	dBuV/m	dBuV/m	dB	
1	1227.791	3.63	24.79	38.34	40.15	30.23	74.00	-43.77	peak
2	1583.392	4.18	26.87	38.40	39.50	32.15	74.00	-41.85	peak
3	3435.590	6.15	31.97	36.12	37.93	39.93	68.20	-28.27	peak
4	4354.454	7.03	34.44	35.83	37.10	42.74	74.00	-31.26	peak
5	10540.000	12.78	37.30	37.63	37.28	49.73	68.20	-18.47	peak
6	15810.000	14.32	41.31	37.34	30.62	48.91	74.00	-25.09	peak



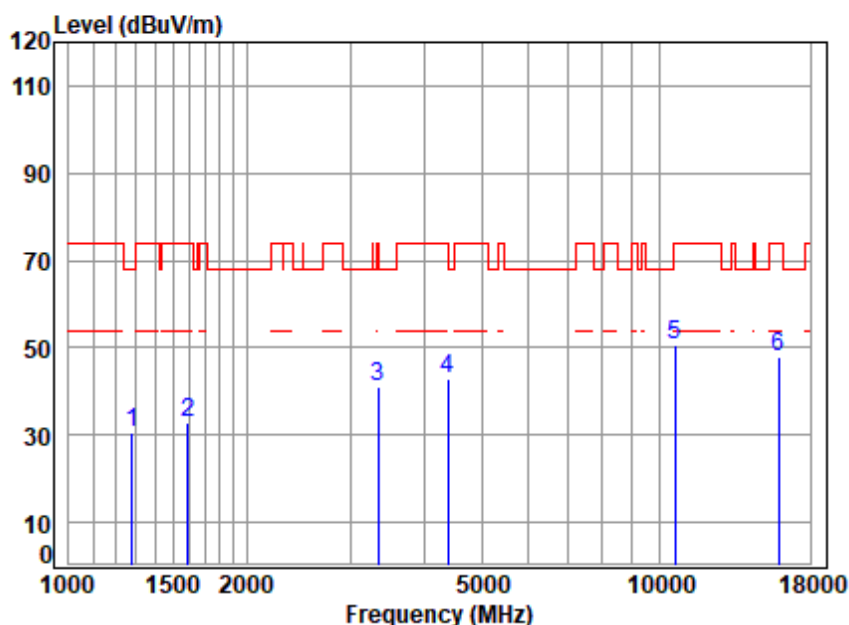
## SGS-CSTC Standards Technical Services Co., Ltd. Shenzhen Branch

SZEMC-TRF-01 Rev. A/1

Report No.: SZCR240100004303

Page: 94 of 476

Test Mode: 02; Polarity: Horizontal; Modulation:802.11ac; Bandwidth:40MHz; Channel:High



Site : chamber  
Condition: 3m HORIZONTAL  
Job No : 00043AT\00044AT  
Mode : 5310 TX RSE  
Note : 5G WIFI 11AC40

		Cable	Ant	Preamp	Read		Limit	Over	
	Freq	Loss	Factor	Factor	Level	Level	Line	Limit	Remark
	MHz	dB	dB/m	dB	dBuV	dBuV/m	dBuV/m	dB	
1	1282.193	3.72	24.91	38.35	40.23	30.51	68.20	-37.69	peak
2	1592.571	4.19	26.83	38.40	40.04	32.66	74.00	-41.34	peak
3	3347.371	6.04	32.05	36.12	39.09	41.06	74.00	-32.94	peak
4	4379.699	7.04	34.64	35.81	36.89	42.76	74.00	-31.24	peak
5	10620.000	12.80	37.26	37.67	38.10	50.49	74.00	-23.51	peak
6	15930.000	14.36	41.46	37.39	29.39	47.82	74.00	-26.18	peak



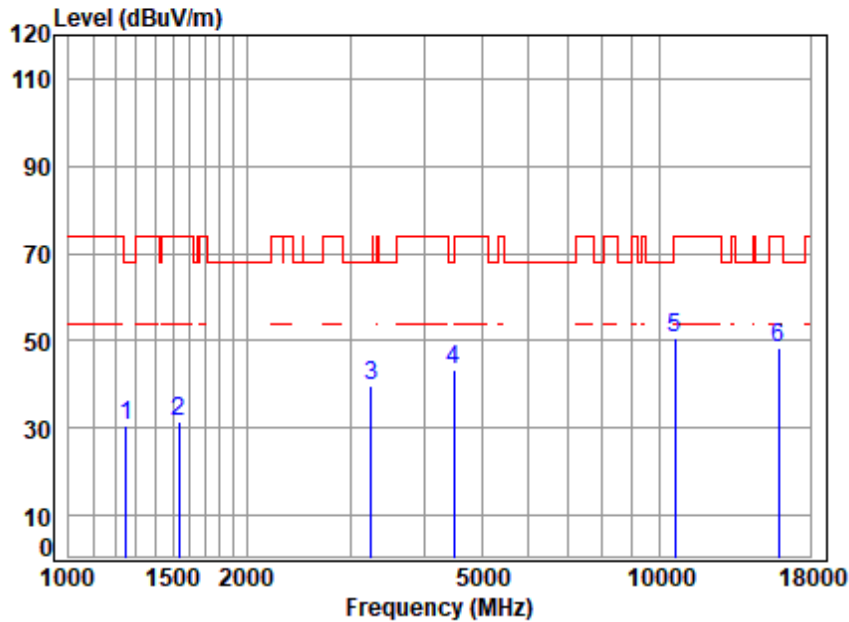
SGS-CSTC Standards Technical Services Co., Ltd.  
Shenzhen Branch

Unless otherwise agreed in writing, this document is issued by the Company subject to its General Conditions of Service printed overleaf, available on request or accessible at <https://www.sgs.com/en/Terms-and-Conditions>. Attention is drawn to the limitation of liability, indemnification and jurisdiction issues defined therein. Any holder of this document is advised that information contained hereon reflects the Company's findings at the time of its intervention only and within the limits of Client's instructions, if any. The Company's sole responsibility is to its Client and this document does not exonerate parties to a transaction from exercising all their rights and obligations under the transaction documents. This document cannot be reproduced except in full, without prior written approval of the Company. Any unauthorized alteration, forgery or falsification of the content or appearance of this document is unlawful and offenders may be prosecuted to the fullest extent of the law. Unless otherwise stated the results shown in this test report refer only to the sample(s) tested and such sample(s) are retained for 30 days only.

Attention: To check the authenticity of testing /inspection report & certificate, please contact us at telephone: (86-755) 8307 1443, or email: [CN.Doccheck@sgs.com](mailto:CN.Doccheck@sgs.com)

No.1 Workshop, M-10, Middle Section, Science & Technology Park, Nanshan District, Shenzhen, Guangdong, China 518057 t (86-755) 26012053 f (86-755) 26710594 www.sgsgroup.com.cn  
中国·广东·深圳市南山区科技园中区M-10栋1号厂房 邮编: 518057 t (86-755) 26012053 f (86-755) 26710594 sgs.china@sgs.com

Test Mode: 02; Polarity: Vertical; Modulation:802.11ac; Bandwidth:40MHz; Channel:High

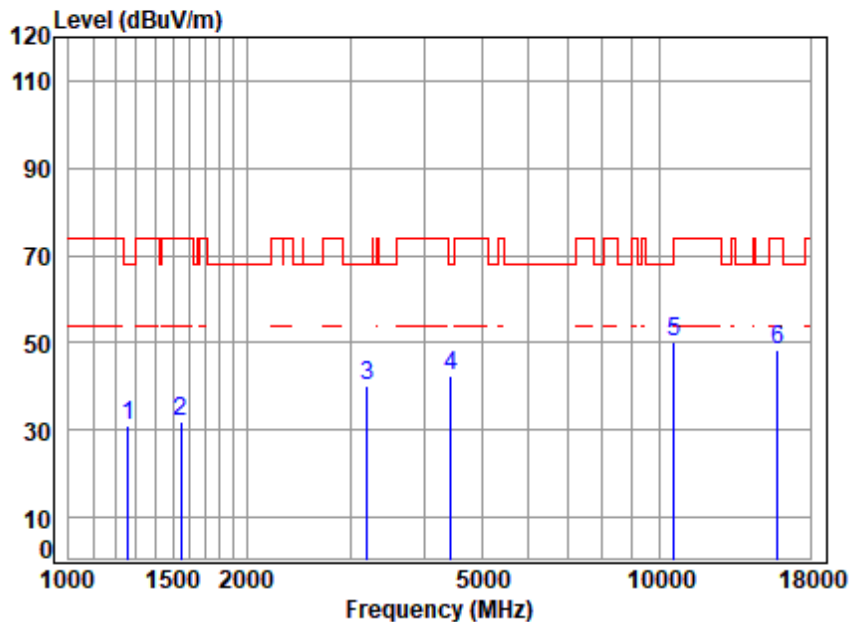


Site : chamber  
Condition: 3m VERTICAL  
Job No : 00043AT\00044AT  
Mode : 5310 TX RSE  
Note : 5G WIFI 11AC40

	Freq	Cable Loss	Ant Factor	Preamp Factor	Read Level	Level	Limit Line	Over Limit	Remark
	MHz	dB	dB/m	dB	dBuV	dBuV/m	dBuV/m	dB	
1	1249.269	3.67	25.09	38.35	40.37	30.78	68.20	-37.42	peak
2	1533.841	4.11	26.94	38.39	38.98	31.64	74.00	-42.36	peak
3	3252.005	5.92	32.06	36.13	37.86	39.71	68.20	-28.49	peak
4	4482.150	7.11	33.81	35.74	37.99	43.17	68.20	-25.03	peak
5	10620.000	12.80	37.26	37.67	38.15	50.54	74.00	-23.46	peak
6	15930.000	14.36	41.46	37.39	29.88	48.31	74.00	-25.69	peak



Test Mode: 02; Polarity: Horizontal; Modulation:802.11ac; Bandwidth:80MHz; Channel:middle



Site : chamber  
Condition: 3m HORIZONTAL  
Job No : 00043AT\00044AT  
Mode : 5290 TX RSE  
Note : 5G WIFI 11AC80

		Cable	Ant	Preamp	Read		Limit	Over	
	Freq	Loss	Factor	Factor	Level	Level	Line	Limit	Remark
	MHz	dB	dB/m	dB	dBuV	dBuV/m	dBuV/m	dB	
1	1260.149	3.69	25.04	38.35	40.50	30.88	68.20	-37.32	peak
2	1547.199	4.13	26.99	38.39	39.03	31.76	74.00	-42.24	peak
3	3196.094	5.84	32.87	36.13	37.73	40.31	68.20	-27.89	peak
4	4443.453	7.09	34.28	35.77	37.04	42.64	68.20	-25.56	peak
5	10580.000	12.79	37.30	37.65	37.91	50.35	68.20	-17.85	peak
6	15870.000	14.34	41.37	37.37	30.21	48.55	74.00	-25.45	peak





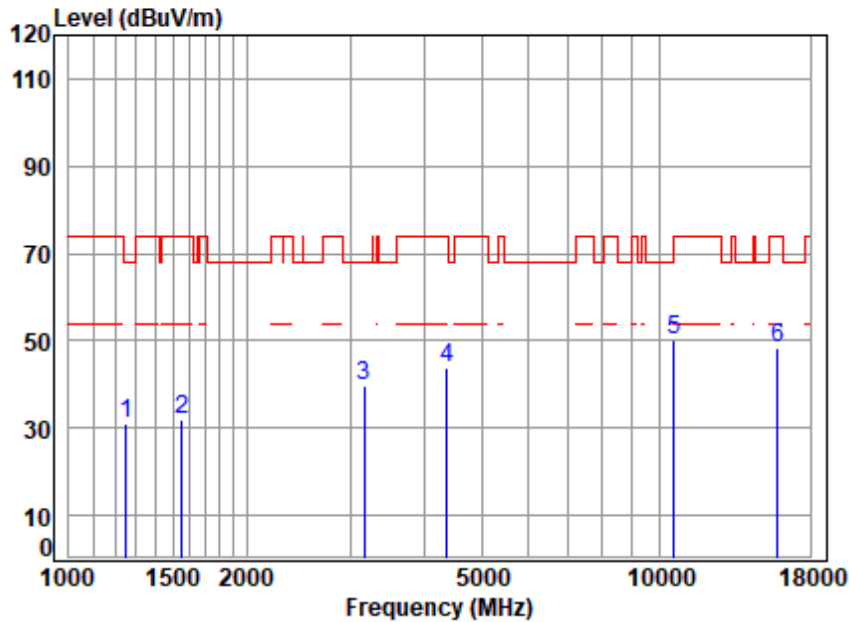
## SGS-CSTC Standards Technical Services Co., Ltd. Shenzhen Branch

SZEMC-TRF-01 Rev. A/1

Report No.: SZCR240100004303

Page: 97 of 476

Test Mode: 02; Polarity: Vertical; Modulation:802.11ac; Bandwidth:80MHz; Channel:middle



Site : chamber  
 Condition: 3m VERTICAL  
 Job No : 00043AT\00044AT  
 Mode : 5290 TX RSE  
 Note : 5G WIFI 11AC80

	Freq	Cable Loss	Ant Factor	Preamp Factor	Read Level	Level	Limit Line	Over Limit	Remark
	MHz	dB	dB/m	dB	dBuV	dBuV/m	dBuV/m	dB	
1	1249.269	3.67	25.09	38.35	40.54	30.95	68.20	-37.25	peak
2	1551.677	4.13	26.99	38.40	39.11	31.83	74.00	-42.17	peak
3	3168.500	5.81	32.65	36.13	37.51	39.84	68.20	-28.36	peak
4	4367.058	7.04	34.54	35.82	37.96	43.72	74.00	-30.28	peak
5	10580.000	12.79	37.30	37.65	37.80	50.24	68.20	-17.96	peak
6	15870.000	14.34	41.37	37.37	30.11	48.45	74.00	-25.55	peak



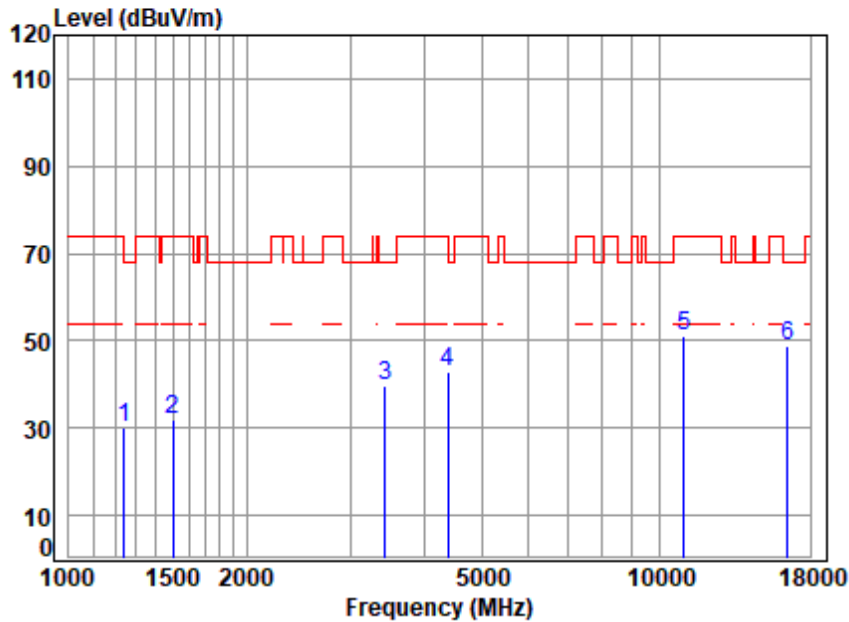
SGS-CSTC Standards Technical Services Co., Ltd.  
 Shenzhen Branch

Unless otherwise agreed in writing, this document is issued by the Company subject to its General Conditions of Service printed overleaf, available on request or accessible at <https://www.sgs.com/en/Terms-and-Conditions>. Attention is drawn to the limitation of liability, indemnification and jurisdiction issues defined therein. Any holder of this document is advised that information contained hereon reflects the Company's findings at the time of its intervention only and within the limits of Client's instructions, if any. The Company's sole responsibility is to its Client and this document does not exonerate parties to a transaction from exercising all their rights and obligations under the transaction documents. This document cannot be reproduced except in full, without prior written approval of the Company. Any unauthorized alteration, forgery or falsification of the content or appearance of this document is unlawful and offenders may be prosecuted to the fullest extent of the law. Unless otherwise stated the results shown in this test report refer only to the sample(s) tested and such sample(s) are retained for 30 days only.

Attention: To check the authenticity of testing /inspection report & certificate, please contact us at telephone: (86-755) 8307 1443, or email: [CN.Doccheck@sgs.com](mailto:CN.Doccheck@sgs.com)

No.1 Workshop, M-10, Middle Section, Science & Technology Park, Nanshan District, Shenzhen, Guangdong, China 518057 t (86-755) 26012053 f (86-755) 26710594 www.sgsgroup.com.cn  
 中国·广东·深圳市南山区科技园中区M-10栋1号厂房 邮编: 518057 t (86-755) 26012053 f (86-755) 26710594 sgs.china@sgs.com

Test Mode: 03; Polarity: Horizontal; Modulation:802.11a; Bandwidth:20MHz; Channel:Low

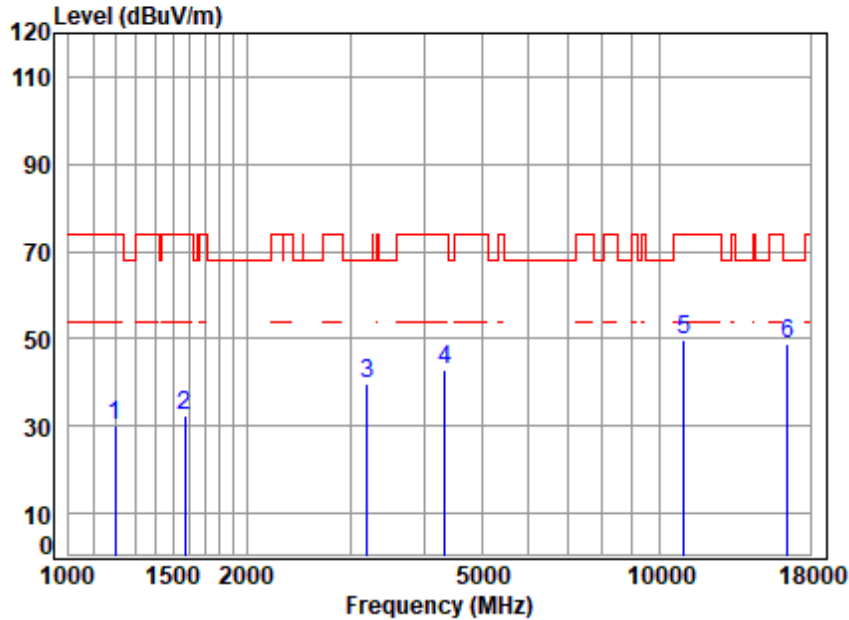


Site : chamber  
Condition: 3m HORIZONTAL  
Job No : 00043AT\00044AT  
Mode : 5500 TX RSE  
Note : 5G WIFI 11A

	Freq	Cable Loss	Ant Factor	Preamp Factor	Read Level	Level	Limit Line	Over Limit	Remark
	MHz	dB	dB/m	dB	dBuV	dBuV/m	dBuV/m	dB	
1	1242.068	3.66	24.99	38.35	39.81	30.11	68.20	-38.09	peak
2	1498.781	4.06	26.77	38.39	39.70	32.14	74.00	-41.86	peak
3	3435.590	6.15	31.97	36.12	37.86	39.86	68.20	-28.34	peak
4	4392.376	7.05	34.74	35.80	36.71	42.70	74.00	-31.30	peak
5	11000.000	12.90	37.50	37.84	38.32	50.88	74.00	-23.12	peak
6	16500.000	14.47	42.10	37.47	29.85	48.95	68.20	-19.25	peak



Test Mode: 03; Polarity: Vertical; Modulation:802.11a; Bandwidth:20MHz; Channel:Low

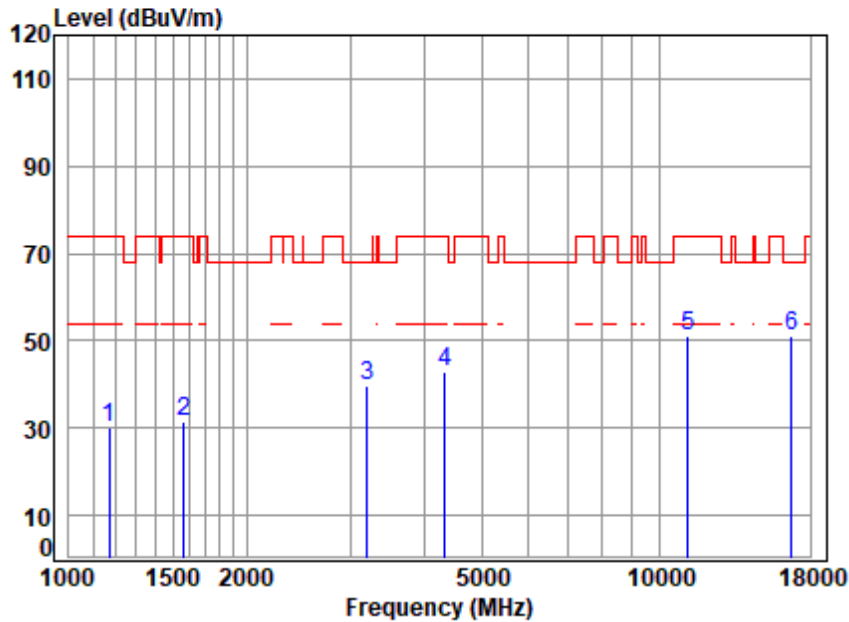


Site : chamber  
Condition: 3m VERTICAL  
Job No : 00043AT\00044AT  
Mode : 5500 TX RSE  
Note : 5G WIFI 11A

		Cable	Ant	Preamp	Read		Limit	Over	
	Freq	Loss	Factor	Factor	Level	Level	Line	Limit	Remark
	MHz	dB	dB/m	dB	dBuV	dBuV/m	dBuV/m	dB	
1	1199.726	3.58	24.40	38.34	40.60	30.24	74.00	-43.76	peak
2	1574.265	4.17	26.90	38.40	39.61	32.28	74.00	-41.72	peak
3	3205.345	5.86	32.81	36.13	37.28	39.82	68.20	-28.38	peak
4	4341.886	7.02	34.34	35.84	37.27	42.79	74.00	-31.21	peak
5	11000.000	12.90	37.50	37.84	37.36	49.92	74.00	-24.08	peak
6	q16500.000	14.47	42.10	37.47	29.91	49.01	68.20	-19.19	peak



Test Mode: 03; Polarity: Horizontal; Modulation:802.11a; Bandwidth:20MHz; Channel:middle



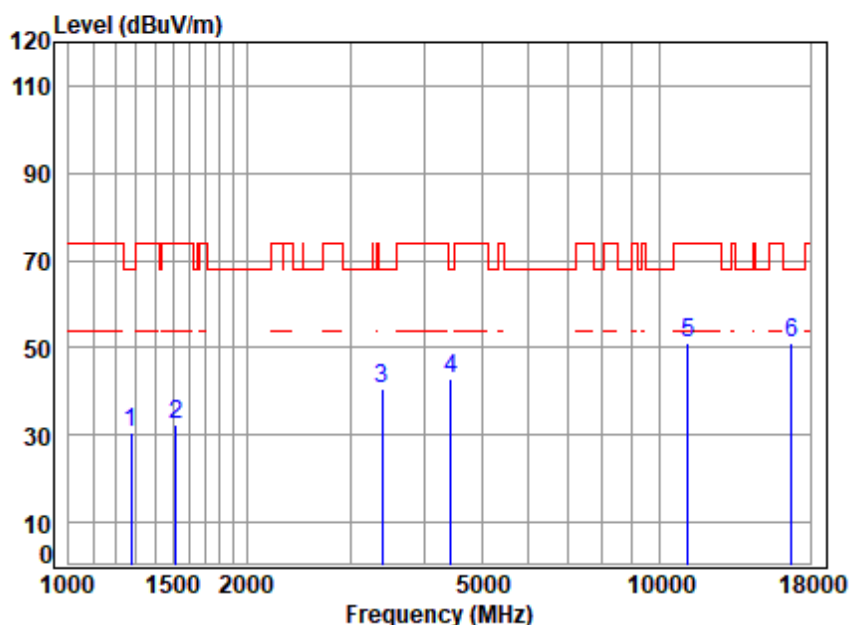
Site : chamber  
Condition: 3m HORIZONTAL  
Job No : 00043AT\00044AT  
Mode : 5580 TX RSE  
Note : 5G WIFI 11A

		Cable	Ant	Preamp	Read		Limit	Over	
	Freq	Loss	Factor	Factor	Level	Level	Line	Limit	Remark
	MHz	dB	dB/m	dB	dBuV	dBuV/m	dBuV/m	dB	
1	1172.303	3.53	24.12	38.33	41.00	30.32	74.00	-43.68	peak
2	1565.191	4.15	26.94	38.40	38.96	31.65	74.00	-42.35	peak
3	3205.345	5.86	32.81	36.13	37.25	39.79	68.20	-28.41	peak
4	4329.354	7.01	34.23	35.85	37.60	42.99	74.00	-31.01	peak
5	11160.000	12.93	37.62	37.79	38.36	51.12	74.00	-22.88	peak
6	q16740.000	14.51	42.78	37.49	31.25	51.05	68.20	-17.15	peak





Test Mode: 03; Polarity: Vertical; Modulation:802.11a; Bandwidth:20MHz; Channel:middle

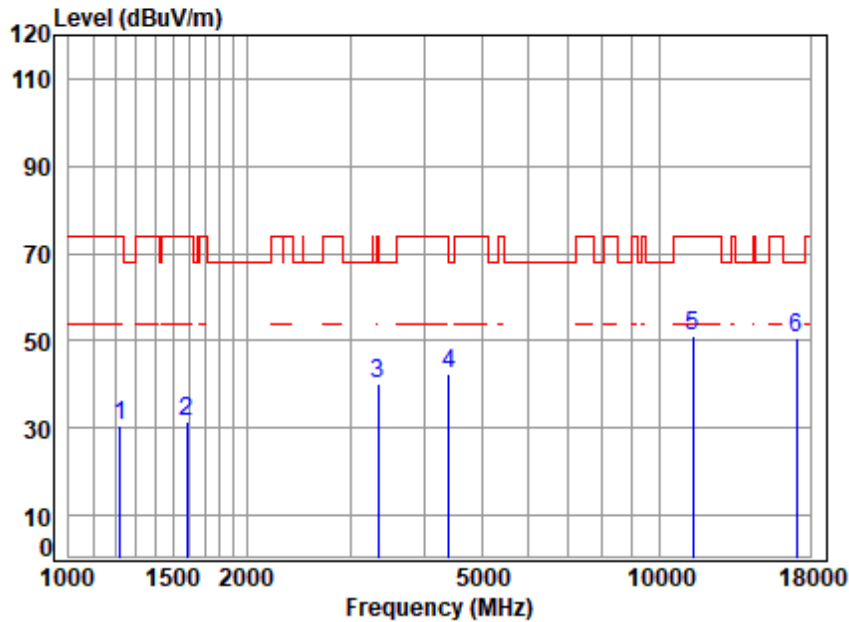


Site : chamber  
Condition: 3m VERTICAL  
Job No : 00043AT\00044AT  
Mode : 5580 TX RSE  
Note : 5G WIFI 11A

	Freq	Cable Loss	Ant Factor	Preamp Factor	Read Level	Level	Limit Line	Over Limit	Remark
	MHz	dB	dB/m	dB	dBuV	dBuV/m	dBuV/m	dB	
1	1274.802	3.71	24.95	38.35	40.49	30.80	68.20	-37.40	peak
2	1516.210	4.08	26.86	38.39	39.66	32.21	74.00	-41.79	peak
3	3396.098	6.10	32.38	36.12	38.21	40.57	68.20	-27.63	peak
4	4430.628	7.08	34.43	35.77	37.04	42.78	68.20	-25.42	peak
5	11160.000	12.93	37.62	37.79	38.45	51.21	74.00	-22.79	peak
6	q16740.000	14.51	42.78	37.49	31.11	50.91	68.20	-17.29	peak



Test Mode: 03; Polarity: Horizontal; Modulation:802.11a; Bandwidth:20MHz; Channel:High

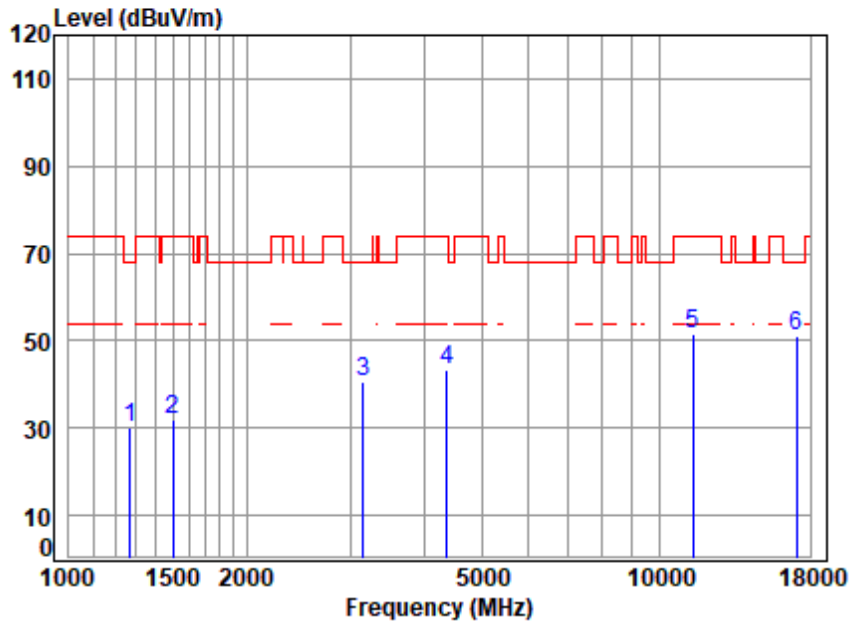


Site : chamber  
Condition: 3m HORIZONTAL  
Job No : 00043AT\00044AT  
Mode : 5700 TX RSE  
Note : 5G WIFI 11A

	Freq	Cable Loss	Ant Factor	Preamp Factor	Read Level	Level	Limit Line	Over Limit	Remark
	MHz	dB	dB/m	dB	dBuV	dBuV/m	dBuV/m	dB	
1	1220.714	3.62	24.69	38.34	40.40	30.37	74.00	-43.63	peak
2	1583.392	4.18	26.87	38.40	38.96	31.61	74.00	-42.39	peak
3	3337.710	6.02	31.88	36.13	38.22	39.99	74.00	-34.01	peak
4	4405.090	7.06	34.74	35.79	36.30	42.31	68.20	-25.89	peak
5	11400.000	12.98	37.70	37.72	38.33	51.29	74.00	-22.71	peak
6	17100.000	14.62	43.10	37.53	30.65	50.84	68.20	-17.36	peak



Test Mode: 03; Polarity: Vertical; Modulation:802.11a; Bandwidth:20MHz; Channel:High

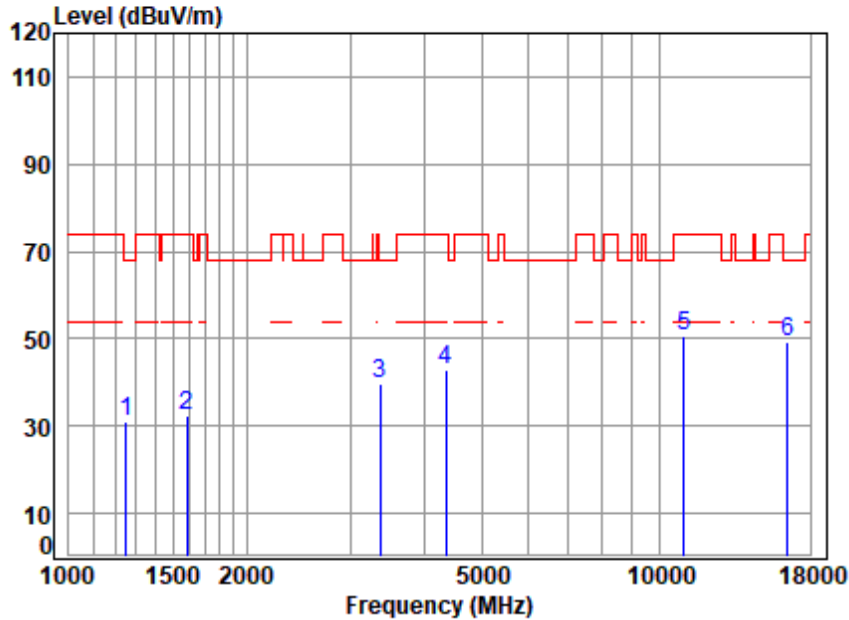


Site : chamber  
 Condition: 3m VERTICAL  
 Job No : 00043AT\00044AT  
 Mode : 5700 TX RSE  
 Note : 5G WIFI 11A

	Freq	Cable Loss	Ant Factor	Preamp Factor	Read Level	Level	Limit Line	Over Limit	Remark
	MHz	dB	dB/m	dB	dBuV	dBuV/m	dBuV/m	dB	
1	1271.123	3.71	24.97	38.35	40.00	30.33	68.20	-37.87	peak
2	1498.781	4.06	26.77	38.39	39.50	31.94	74.00	-42.06	peak
3	3150.237	5.78	32.50	36.13	38.67	40.82	68.20	-27.38	peak
4	4367.058	7.04	34.54	35.82	37.81	43.57	74.00	-30.43	peak
5	11400.000	12.98	37.70	37.72	38.55	51.51	74.00	-22.49	peak
6	17100.000	14.62	43.10	37.53	30.71	50.90	68.20	-17.30	peak



Test Mode: 03; Polarity: Horizontal; Modulation:802.11n; Bandwidth:20MHz; Channel:Low



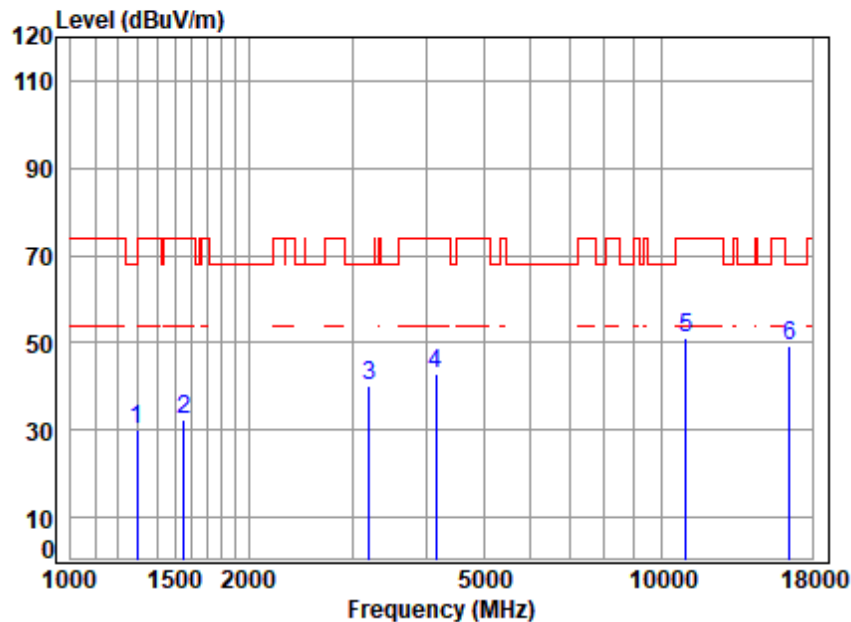
Site : chamber  
Condition: 3m HORIZONTAL  
Job No : 00043AT\00044AT  
Mode : 5500 TX RSE  
Note : 5G WIFI 11N20

	Freq	Cable Loss	Ant Factor	Preamp Factor	Read Level	Level	Limit Line	Over Limit	Remark
	MHz	dB	dB/m	dB	dBuV	dBuV/m	dBuV/m	dB	
1	1252.885	3.67	25.08	38.35	40.46	30.86	68.20	-37.34	peak
2	1587.975	4.18	26.85	38.40	39.70	32.33	74.00	-41.67	peak
3	3366.778	6.06	32.20	36.12	37.53	39.67	68.20	-28.53	peak
4	4354.454	7.03	34.44	35.83	37.30	42.94	74.00	-31.06	peak
5	11000.000	12.90	37.50	37.84	37.91	50.47	74.00	-23.53	peak
6	16500.000	14.47	42.10	37.47	30.08	49.18	68.20	-19.02	peak





Test Mode: 03; Polarity: Vertical; Modulation:802.11n; Bandwidth:20MHz; Channel:Low

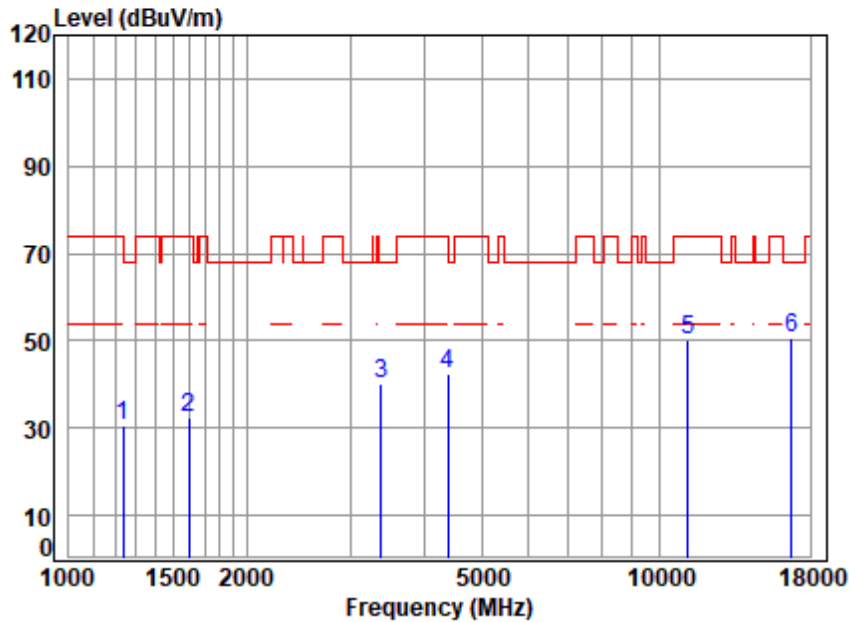


Site : chamber  
Condition: 3m VERTICAL  
Job No : 00043AT\00044AT  
Mode : 5500 TX RSE  
Note : 5G WIFI 11N20

		Cable	Ant	Preamp	Read		Limit	Over	
	Freq	Loss	Factor	Factor	Level	Level	Line	Limit	Remark
	MHz	dB	dB/m	dB	dBuV	dBuV/m	dBuV/m	dB	
1	1293.359	3.74	24.84	38.36	39.68	29.90	68.20	-38.30	peak
2	1551.677	4.13	26.99	38.40	39.69	32.41	74.00	-41.59	peak
3	3205.345	5.86	32.81	36.13	37.61	40.15	68.20	-28.05	peak
4	4157.664	6.89	33.80	35.98	38.22	42.93	74.00	-31.07	peak
5	11000.000	12.90	37.50	37.84	38.47	51.03	74.00	-22.97	peak
6	q16500.000	14.47	42.10	37.47	30.27	49.37	68.20	-18.83	peak



Test Mode: 03; Polarity: Horizontal; Modulation:802.11n; Bandwidth:20MHz; Channel:middle



Site : chamber  
 Condition: 3m HORIZONTAL  
 Job No : 00043AT\00044AT  
 Mode : 5580 TX RSE  
 Note : 5G WIFI 11N20

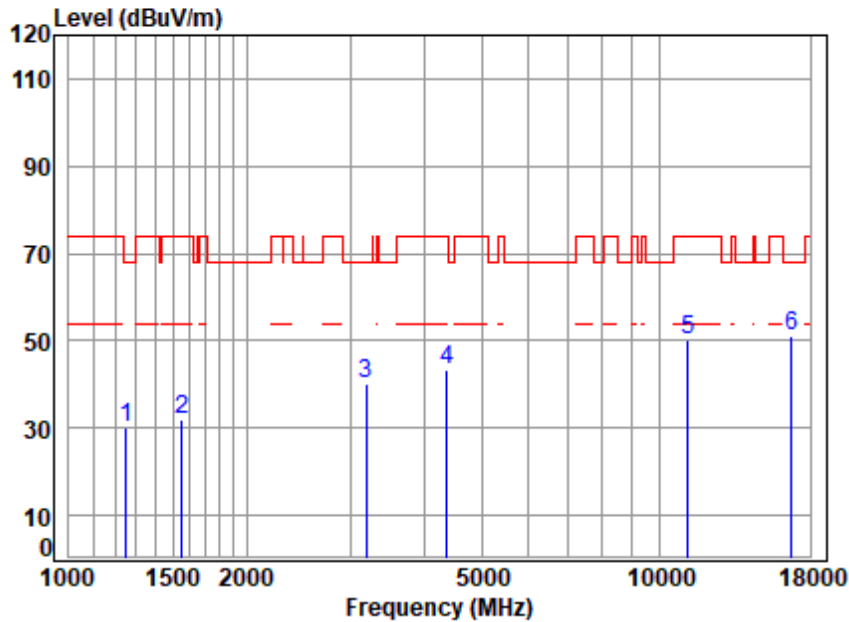
	Freq	Cable Loss	Ant Factor	Preamp Factor	Read Level	Level	Limit Line	Over Limit	Remark
	MHz	dB	dB/m	dB	dBuV	dBuV/m	dBuV/m	dB	
1	1238.483	3.65	24.94	38.35	40.23	30.47	74.00	-43.53	peak
2	1597.181	4.20	26.81	38.40	39.71	32.32	74.00	-41.68	peak
3	3386.297	6.09	32.32	36.12	37.97	40.26	68.20	-27.94	peak
4	4392.376	7.05	34.74	35.80	36.38	42.37	74.00	-31.63	peak
5	11160.000	12.93	37.62	37.79	37.25	50.01	74.00	-23.99	peak
6	16740.000	14.51	42.78	37.49	30.90	50.70	68.20	-17.50	peak



Unless otherwise agreed in writing, this document is issued by the Company subject to its General Conditions of Service printed overleaf, available on request or accessible at <https://www.sgs.com/en/Terms-and-Conditions>. Attention is drawn to the limitation of liability, indemnification and jurisdiction issues defined therein. Any holder of this document is advised that information contained hereon reflects the Company's findings at the time of its intervention only and within the limits of Client's instructions, if any. The Company's sole responsibility is to its Client and this document does not exonerate parties to a transaction from exercising all their rights and obligations under the transaction documents. This document cannot be reproduced except in full, without prior written approval of the Company. Any unauthorized alteration, forgery or falsification of the content or appearance of this document is unlawful and offenders may be prosecuted to the fullest extent of the law. Unless otherwise stated the results shown in this test report refer only to the sample(s) tested and such sample(s) are retained for 30 days only.

Attention: To check the authenticity of testing /inspection report & certificate, please contact us at telephone: (86-755) 8307 1443, or email: [CN.Doccheck@sgs.com](mailto:CN.Doccheck@sgs.com)

Test Mode: 03; Polarity: Vertical; Modulation:802.11n; Bandwidth:20MHz; Channel:middle

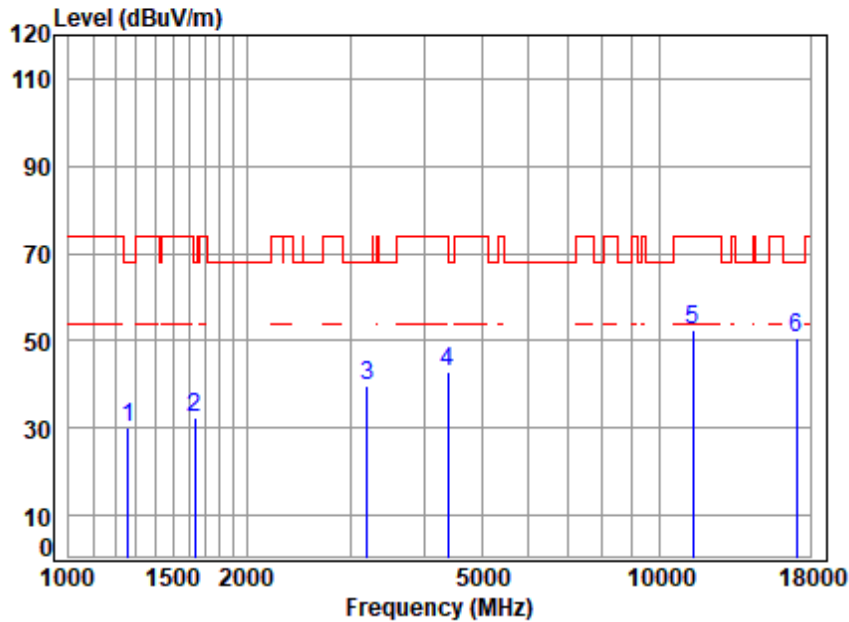


Site : chamber  
 Condition: 3m VERTICAL  
 Job No : 00043AT\00044AT  
 Mode : 5580 TX RSE  
 Note : 5G WIFI 11N20

	Freq	Cable Loss	Ant Factor	Preamp Factor	Read Level	Level	Limit Line	Over Limit	Remark
	MHz	dB	dB/m	dB	dBuV	dBuV/m	dBuV/m	dB	
1	1249.269	3.67	25.09	38.35	39.90	30.31	68.20	-37.89	peak
2	1551.677	4.13	26.99	38.40	39.14	31.86	74.00	-42.14	peak
3	3186.869	5.83	32.79	36.13	37.72	40.21	68.20	-27.99	peak
4	4367.058	7.04	34.54	35.82	37.55	43.31	74.00	-30.69	peak
5	11160.000	12.93	37.62	37.79	37.53	50.29	74.00	-23.71	peak
6	16740.000	14.51	42.78	37.49	31.18	50.98	68.20	-17.22	peak



Test Mode: 03; Polarity: Horizontal; Modulation:802.11n; Bandwidth:20MHz; Channel:High



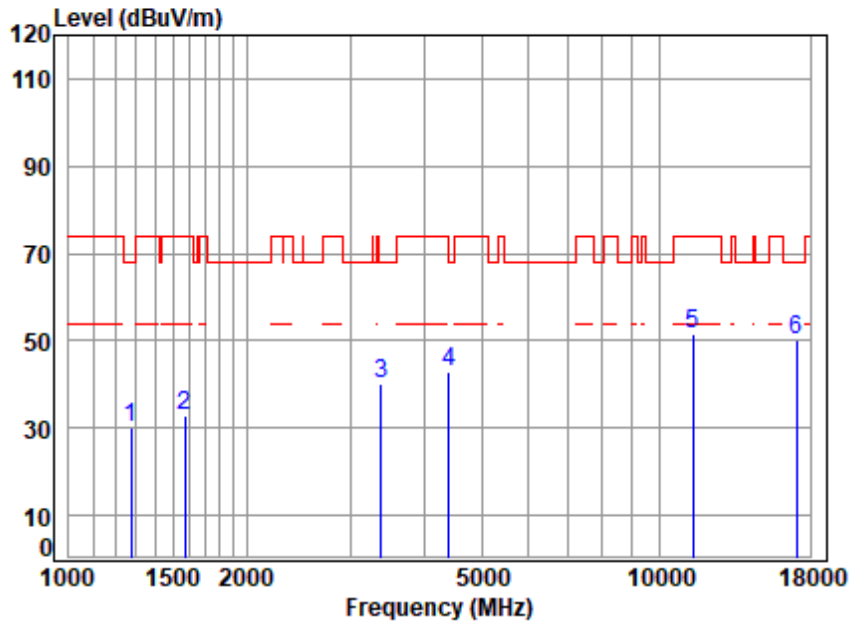
Site : chamber  
 Condition: 3m HORIZONTAL  
 Job No : 00043AT\00044AT  
 Mode : 5700 TX RSE  
 Note : 5G WIFI 11N20

	Freq	Cable Loss	Ant Factor	Preamp Factor	Read Level	Level	Limit Line	Over Limit	Remark
	MHz	dB	dB/m	dB	dBuV	dBuV/m	dBuV/m	dB	
1	1260.149	3.69	25.04	38.35	39.94	30.32	68.20	-37.88	peak
2	1634.543	4.25	26.45	38.41	40.05	32.34	68.20	-35.86	peak
3	3205.345	5.86	32.81	36.13	37.26	39.80	68.20	-28.40	peak
4	4379.699	7.04	34.64	35.81	36.95	42.82	74.00	-31.18	peak
5	11400.000	12.98	37.70	37.72	39.30	52.26	74.00	-21.74	peak
6	17100.000	14.62	43.10	37.53	30.47	50.66	68.20	-17.54	peak





Test Mode: 03; Polarity: Vertical; Modulation:802.11n; Bandwidth:20MHz; Channel:High

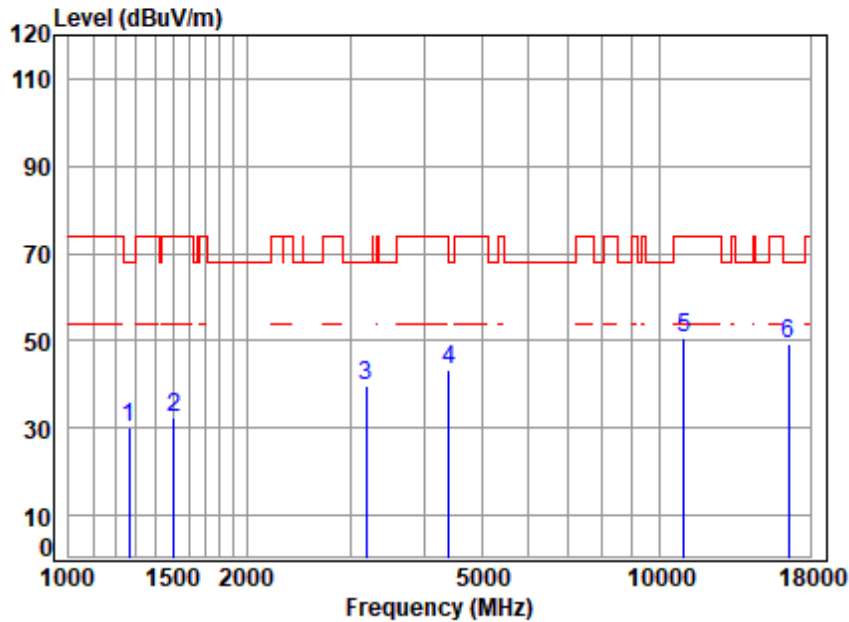


Site : chamber  
 Condition: 3m VERTICAL  
 Job No : 00043AT\00044AT  
 Mode : 5700 TX RSE  
 Note : 5G WIFI 11N20

	Freq	Cable Loss	Ant Factor	Preamp Factor	Read Level	Level	Limit Line	Over Limit	Remark
	MHz	dB	dB/m	dB	dBuV	dBuV/m	dBuV/m	dB	
1	1274.802	3.71	24.95	38.35	39.69	30.00	68.20	-38.20	peak
2	1574.265	4.17	26.90	38.40	39.96	32.63	74.00	-41.37	peak
3	3376.523	6.07	32.26	36.12	37.85	40.06	68.20	-28.14	peak
4	4405.090	7.06	34.74	35.79	36.78	42.79	68.20	-25.41	peak
5	11400.000	12.98	37.70	37.72	38.64	51.60	74.00	-22.40	peak
6	17100.000	14.62	43.10	37.53	30.03	50.22	68.20	-17.98	peak



Test Mode: 03; Polarity: Horizontal; Modulation:802.11n; Bandwidth:40MHz; Channel:Low

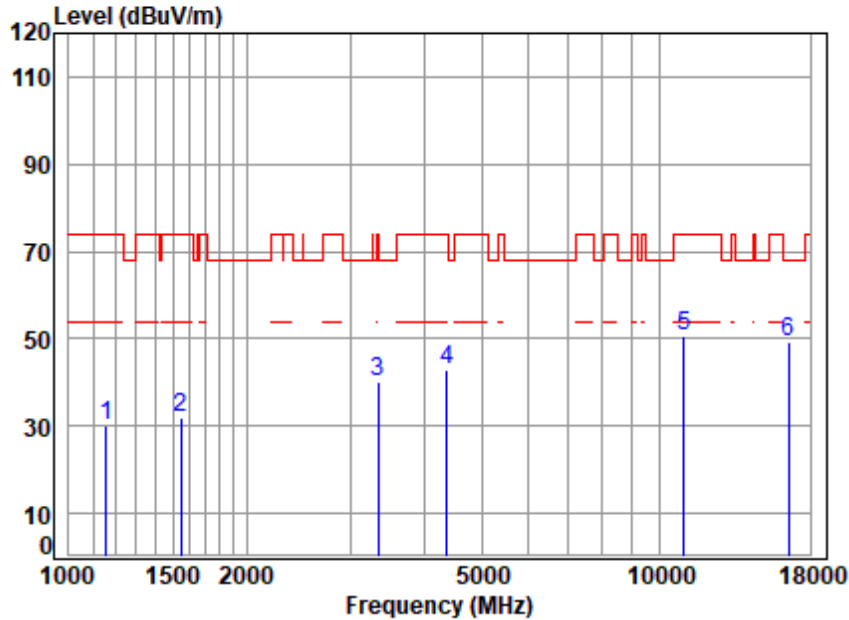


Site : chamber  
Condition: 3m HORIZONTAL  
Job No : 00043AT\00044AT  
Mode : 5510 TX RSE  
Note : 5G WIFI 11N40

	Freq	Cable Loss	Ant Factor	Preamp Factor	Read Level	Level	Limit Line	Over Limit	Remark
	MHz	dB	dB/m	dB	dBuV	dBuV/m	dBuV/m	dB	
1	1263.796	3.69	25.02	38.35	39.80	30.16	68.20	-38.04	peak
2	1507.470	4.07	26.83	38.39	39.66	32.17	74.00	-41.83	peak
3	3186.869	5.83	32.79	36.13	37.02	39.51	68.20	-28.69	peak
4	4405.090	7.06	34.74	35.79	37.19	43.20	68.20	-25.00	peak
5	11020.000	12.90	37.50	37.83	38.08	50.65	74.00	-23.35	peak
6	q16530.000	14.48	42.16	37.47	29.93	49.10	68.20	-19.10	peak



Test Mode: 03; Polarity: Vertical; Modulation:802.11n; Bandwidth:40MHz; Channel:Low



Site : chamber  
Condition: 3m VERTICAL  
Job No : 00043AT\00044AT  
Mode : 5510 TX RSE  
Note : 5G WIFI 11N40

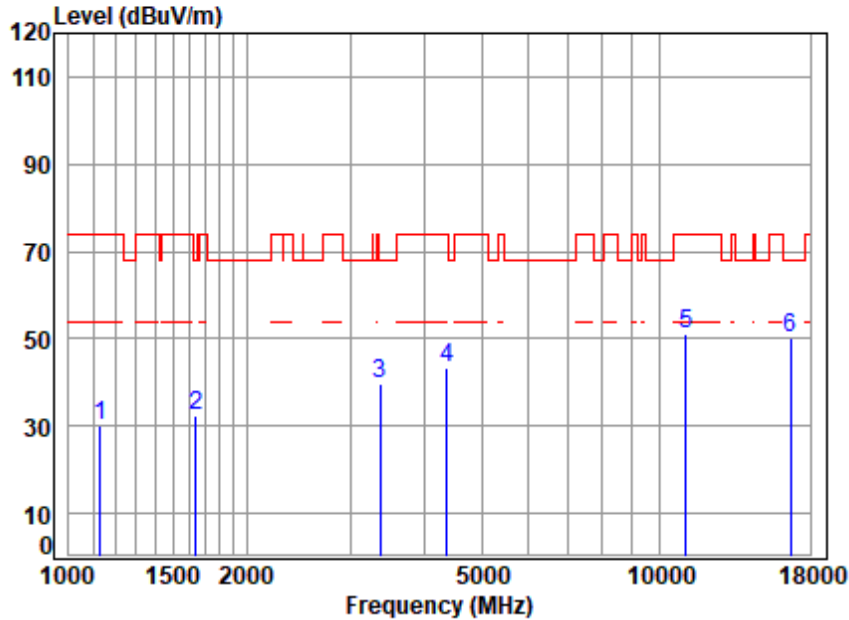
	Freq	Cable Loss	Ant Factor	Preamp Factor	Read Level	Level	Limit Line	Over Limit	Remark
	MHz	dB	dB/m	dB	dBuV	dBuV/m	dBuV/m	dB	
1	1158.828	3.51	23.99	38.33	40.91	30.08	74.00	-43.92	peak
2	1547.199	4.13	26.99	38.39	39.37	32.10	74.00	-41.90	peak
3	3337.710	6.02	31.88	36.13	38.60	40.37	74.00	-33.63	peak
4	4367.058	7.04	34.54	35.82	37.26	43.02	74.00	-30.98	peak
5	11020.000	12.90	37.50	37.83	38.24	50.81	74.00	-23.19	peak
6	16530.000	14.48	42.16	37.47	30.10	49.27	68.20	-18.93	peak



Unless otherwise agreed in writing, this document is issued by the Company subject to its General Conditions of Service printed overleaf, available on request or accessible at <https://www.sgs.com/en/Terms-and-Conditions>. Attention is drawn to the limitation of liability, indemnification and jurisdiction issues defined therein. Any holder of this document is advised that information contained hereon reflects the Company's findings at the time of its intervention only and within the limits of Client's instructions, if any. The Company's sole responsibility is to its Client and this document does not exonerate parties to a transaction from exercising all their rights and obligations under the transaction documents. This document cannot be reproduced except in full, without prior written approval of the Company. Any unauthorized alteration, forgery or falsification of the content or appearance of this document is unlawful and offenders may be prosecuted to the fullest extent of the law. Unless otherwise stated the results shown in this test report refer only to the sample(s) tested and such sample(s) are retained for 30 days only.

Attention: To check the authenticity of testing /inspection report & certificate, please contact us at telephone: (86-755) 8307 1443, or email: [CN.Doccheck@sgs.com](mailto:CN.Doccheck@sgs.com)

Test Mode: 03; Polarity: Horizontal; Modulation:802.11n; Bandwidth:40MHz; Channel:middle



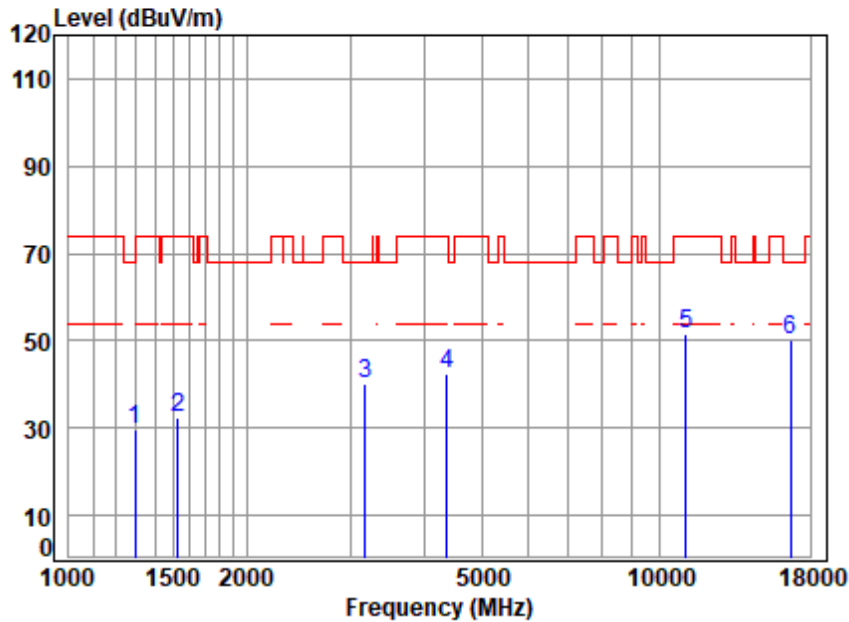
Site : chamber  
 Condition: 3m HORIZONTAL  
 Job No : 00043AT\00044AT  
 Mode : 5550 TX RSE  
 Note : 5G WIFI 11N40

	Freq	Cable Loss	Ant Factor	Preamp Factor	Read Level	Level	Limit Line	Over Limit	Remark
	MHz	dB	dB/m	dB	dBuV	dBuV/m	dBuV/m	dB	
1	1132.340	3.46	23.83	38.33	41.26	30.22	74.00	-43.78	peak
2	1639.274	4.25	26.41	38.41	40.05	32.30	68.20	-35.90	peak
3	3366.778	6.06	32.20	36.12	37.39	39.53	68.20	-28.67	peak
4	4367.058	7.04	34.54	35.82	37.73	43.49	74.00	-30.51	peak
5	11100.000	12.92	37.50	37.81	38.38	50.99	74.00	-23.01	peak
6	16650.000	14.50	42.50	37.48	30.76	50.28	68.20	-17.92	peak





Test Mode: 03; Polarity: Vertical; Modulation:802.11n; Bandwidth:40MHz; Channel:middle



Site : chamber  
 Condition: 3m VERTICAL  
 Job No : 00043AT\00044AT  
 Mode : 5550 TX RSE  
 Note : 5G WIFI 11N40

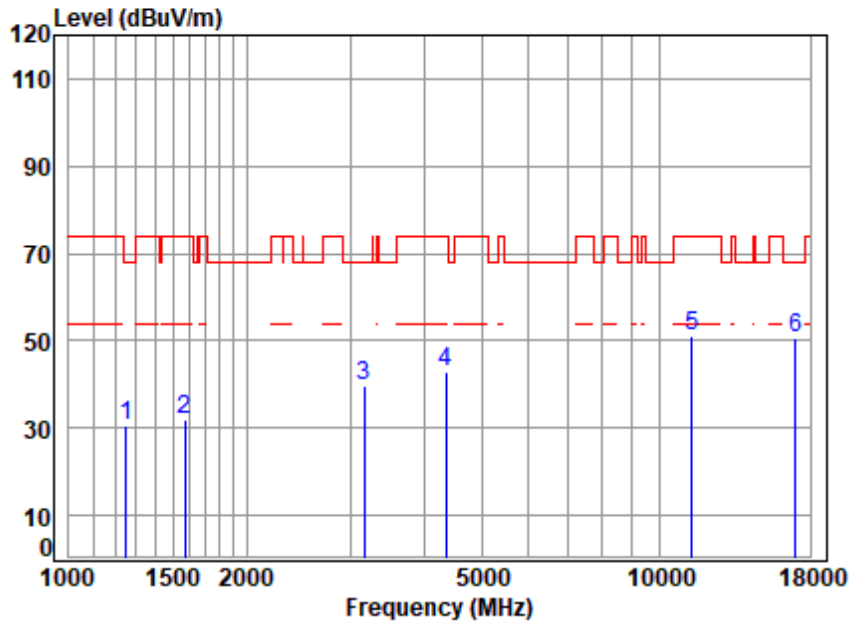
	Freq	Cable Loss	Ant Factor	Preamp Factor	Read Level	Level	Limit Line	Over Limit	Remark
	MHz	dB	dB/m	dB	dBuV	dBuV/m	dBuV/m	dB	
1	1297.103	3.75	24.82	38.36	39.36	29.57	68.20	-38.63	peak
2	1529.414	4.10	26.92	38.39	39.61	32.24	74.00	-41.76	peak
3	3177.672	5.82	32.72	36.13	37.61	40.02	68.20	-28.18	peak
4	4367.058	7.04	34.54	35.82	36.89	42.65	74.00	-31.35	peak
5	11100.000	12.92	37.50	37.81	38.80	51.41	74.00	-22.59	peak
6	16650.000	14.50	42.50	37.48	30.69	50.21	68.20	-17.99	peak



Unless otherwise agreed in writing, this document is issued by the Company subject to its General Conditions of Service printed overleaf, available on request or accessible at <https://www.sgs.com/en/Terms-and-Conditions>. Attention is drawn to the limitation of liability, indemnification and jurisdiction issues defined therein. Any holder of this document is advised that information contained hereon reflects the Company's findings at the time of its intervention only and within the limits of Client's instructions, if any. The Company's sole responsibility is to its Client and this document does not exonerate parties to a transaction from exercising all their rights and obligations under the transaction documents. This document cannot be reproduced except in full, without prior written approval of the Company. Any unauthorized alteration, forgery or falsification of the content or appearance of this document is unlawful and offenders may be prosecuted to the fullest extent of the law. Unless otherwise stated the results shown in this test report refer only to the sample(s) tested and such sample(s) are retained for 30 days only.

Attention: To check the authenticity of testing /inspection report & certificate, please contact us at telephone: (86-755) 8307 1443, or email: [CN.Doccheck@sgs.com](mailto:CN.Doccheck@sgs.com)

Test Mode: 03; Polarity: Horizontal; Modulation:802.11n; Bandwidth:40MHz; Channel:High

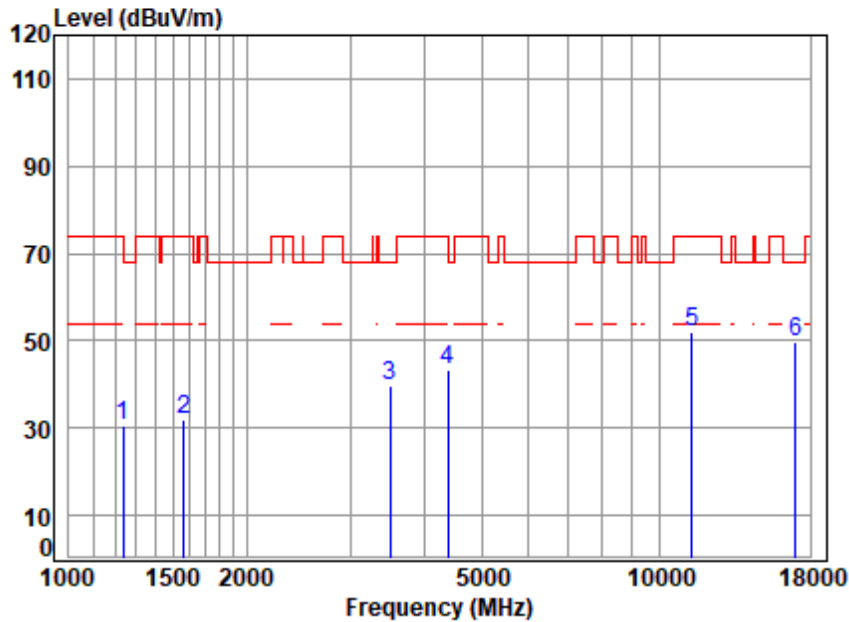


Site : chamber  
 Condition: 3m HORIZONTAL  
 Job No : 00043AT\00044AT  
 Mode : 5670 TX RSE  
 Note : 5G WIFI 11N40

	Freq	Cable Loss	Ant Factor	Preamp Factor	Read Level	Level	Limit Line	Over Limit	Remark
	MHz	dB	dB/m	dB	dBuV	dBuV/m	dBuV/m	dB	
1	1249.269	3.67	25.09	38.35	40.11	30.52	68.20	-37.68	peak
2	1574.265	4.17	26.90	38.40	39.13	31.80	74.00	-42.20	peak
3	3168.500	5.81	32.65	36.13	37.43	39.76	68.20	-28.44	peak
4	4354.454	7.03	34.44	35.83	37.37	43.01	74.00	-30.99	peak
5	11340.000	12.97	37.76	37.74	38.22	51.21	74.00	-22.79	peak
6	17010.000	14.57	43.10	37.51	30.27	50.43	68.20	-17.77	peak



Test Mode: 03; Polarity: Vertical; Modulation:802.11n; Bandwidth:40MHz; Channel:High



Site : chamber  
Condition: 3m VERTICAL  
Job No : 00043AT\00044AT  
Mode : 5670 TX RSE  
Note : 5G WIFI 11N40

	Freq	Cable Loss	Ant Factor	Preamp Factor	Read Level	Level	Limit	Over Limit	Remark
	MHz	dB	dB/m	dB	dBuV	dBuV/m	dBuV/m	dB	
1	1234.909	3.64	24.89	38.35	40.42	30.60	74.00	-43.40	peak
2	1565.191	4.15	26.94	38.40	39.17	31.86	74.00	-42.14	peak
3	3495.691	6.22	31.62	36.12	38.05	39.77	68.20	-28.43	peak
4	4379.699	7.04	34.64	35.81	37.44	43.31	74.00	-30.69	peak
5	11340.000	12.97	37.76	37.74	38.87	51.86	74.00	-22.14	peak
6	q17010.000	14.57	43.10	37.51	29.56	49.72	68.20	-18.48	peak



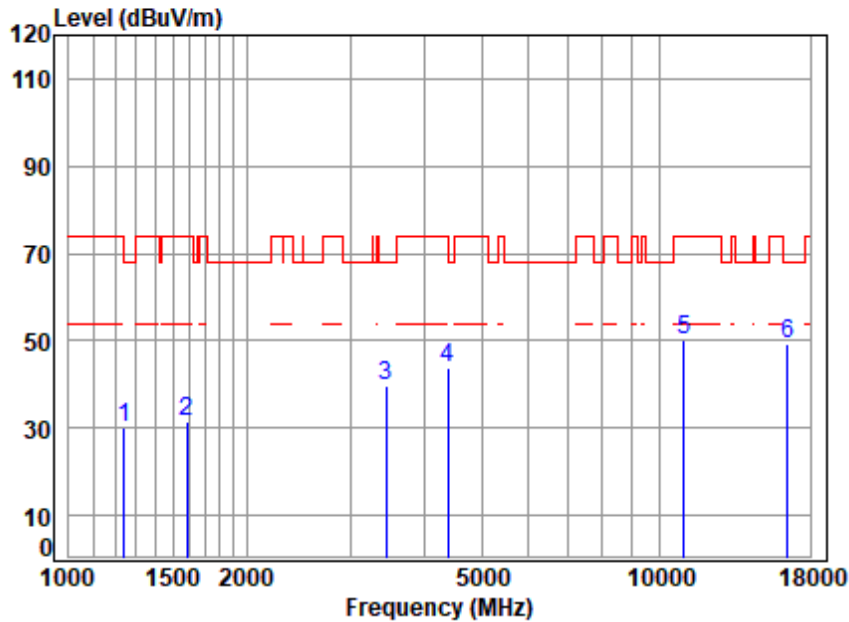
## SGS-CSTC Standards Technical Services Co., Ltd. Shenzhen Branch

SZEMC-TRF-01 Rev. A/1

Report No.: SZCR240100004303

Page: 116 of 476

Test Mode: 03; Polarity: Horizontal; Modulation:802.11ac; Bandwidth:20MHz; Channel:Low



Site : chamber  
 Condition: 3m HORIZONTAL  
 Job No : 00043AT\00044AT  
 Mode : 5500 TX RSE  
 Note : 5G WIFI 11AC20

	Freq	Cable Loss	Ant Factor	Preamp Factor	Read Level	Level	Limit Line	Over Limit	Remark
	MHz	dB	dB/m	dB	dBuV	dBuV/m	dBuV/m	dB	
1	1242.068	3.66	24.99	38.35	39.87	30.17	68.20	-38.03	peak
2	1583.392	4.18	26.87	38.40	38.95	31.60	74.00	-42.40	peak
3	3445.535	6.16	31.85	36.12	38.02	39.91	68.20	-28.29	peak
4	4379.699	7.04	34.64	35.81	38.00	43.87	74.00	-30.13	peak
5	11000.000	12.90	37.50	37.84	37.62	50.18	74.00	-23.82	peak
6	16500.000	14.47	42.10	37.47	30.02	49.12	68.20	-19.08	peak



SGS-CSTC Standards Technical Services Co., Ltd.  
 Shenzhen Branch Inspection & Testing Laboratory

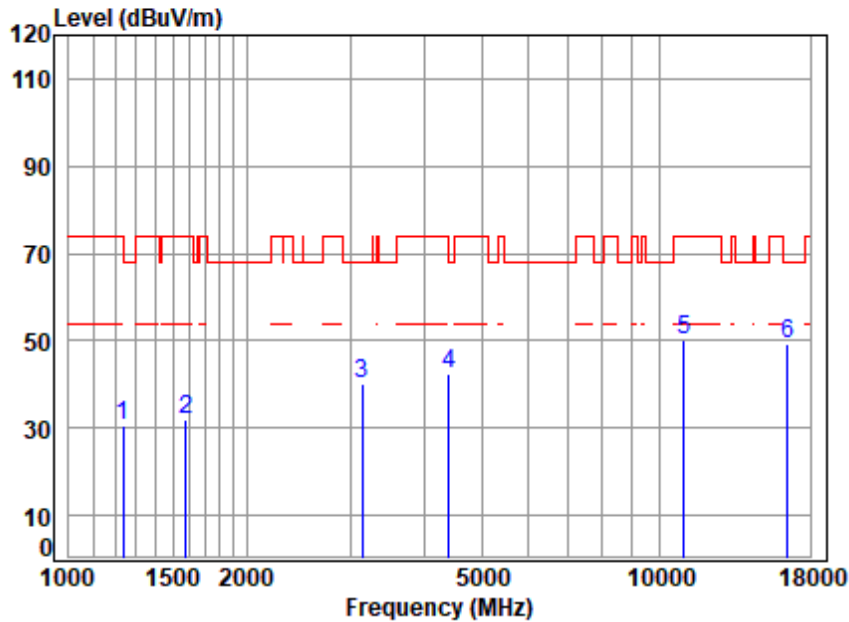
Unless otherwise agreed in writing, this document is issued by the Company subject to its General Conditions of Service printed overleaf, available on request or accessible at <https://www.sgs.com/en/Terms-and-Conditions>. Attention is drawn to the limitation of liability, indemnification and jurisdiction issues defined therein. Any holder of this document is advised that information contained hereon reflects the Company's findings at the time of its intervention only and within the limits of Client's instructions, if any. The Company's sole responsibility is to its Client and this document does not exonerate parties to a transaction from exercising all their rights and obligations under the transaction documents. This document cannot be reproduced except in full, without prior written approval of the Company. Any unauthorized alteration, forgery or falsification of the content or appearance of this document is unlawful and offenders may be prosecuted to the fullest extent of the law. Unless otherwise stated the results shown in this test report refer only to the sample(s) tested and such sample(s) are retained for 30 days only.

Attention: To check the authenticity of testing /inspection report & certificate, please contact us at telephone: (86-755) 8307 1443, or email: [CN.Doccheck@sgs.com](mailto:CN.Doccheck@sgs.com)

No.1 Workshop, M-10, Middle Section, Science & Technology Park, Nanshan District, Shenzhen, Guangdong, China 518057 t (86-755) 26012053 f (86-755) 26710594 www.sgsgroup.com.cn  
 中国·广东·深圳市南山区科技园中区M-10栋1号厂房 邮编: 518057 t (86-755) 26012053 f (86-755) 26710594 sgs.china@sgs.com



Test Mode: 03; Polarity: Vertical; Modulation:802.11ac; Bandwidth:20MHz; Channel:Low

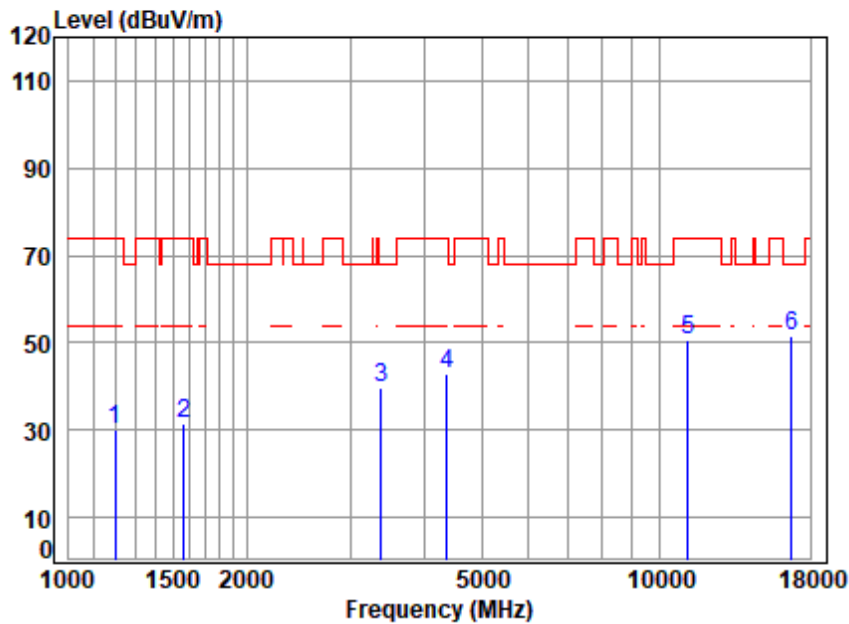


Site : chamber  
Condition: 3m VERTICAL  
Job No : 00043AT\00044AT  
Mode : 5500 TX RSE  
Note : 5G WIFI 11AC20

		Cable	Ant	Preamp	Read		Limit	Over	
	Freq	Loss	Factor	Factor	Level	Level	Line	Limit	Remark
	MHz	dB	dB/m	dB	dBuV	dBuV/m	dBuV/m	dB	
1	1234.909	3.64	24.89	38.35	40.57	30.75	74.00	-43.25	peak
2	1578.822	4.17	26.88	38.40	39.08	31.73	74.00	-42.27	peak
3	3141.145	5.77	32.34	36.13	38.39	40.37	68.20	-27.83	peak
4	4405.090	7.06	34.74	35.79	36.43	42.44	68.20	-25.76	peak
5	11000.000	12.90	37.50	37.84	37.44	50.00	74.00	-24.00	peak
6	q16500.000	14.47	42.10	37.47	30.35	49.45	68.20	-18.75	peak



Test Mode: 03; Polarity: Horizontal; Modulation:802.11ac; Bandwidth:20MHz; Channel:middle



Site : chamber  
Condition: 3m HORIZONTAL  
Job No : 00043AT\00044AT  
Mode : 5580 TX RSE  
Note : 5G WIFI 11AC20

	Freq	Cable Loss	Ant Factor	Preamp Factor	Read Level	Level	Limit Line	Over Limit	Remark
	MHz	dB	dB/m	dB	dBuV	dBuV/m	dBuV/m	dB	
1	1199.726	3.58	24.40	38.34	40.55	30.19	74.00	-43.81	peak
2	1565.191	4.15	26.94	38.40	38.87	31.56	74.00	-42.44	peak
3	3376.523	6.07	32.26	36.12	37.59	39.80	68.20	-28.40	peak
4	4367.058	7.04	34.54	35.82	37.34	43.10	74.00	-30.90	peak
5	11160.000	12.93	37.62	37.79	37.70	50.46	74.00	-23.54	peak
6	16740.000	14.51	42.78	37.49	31.78	51.58	68.20	-16.62	peak



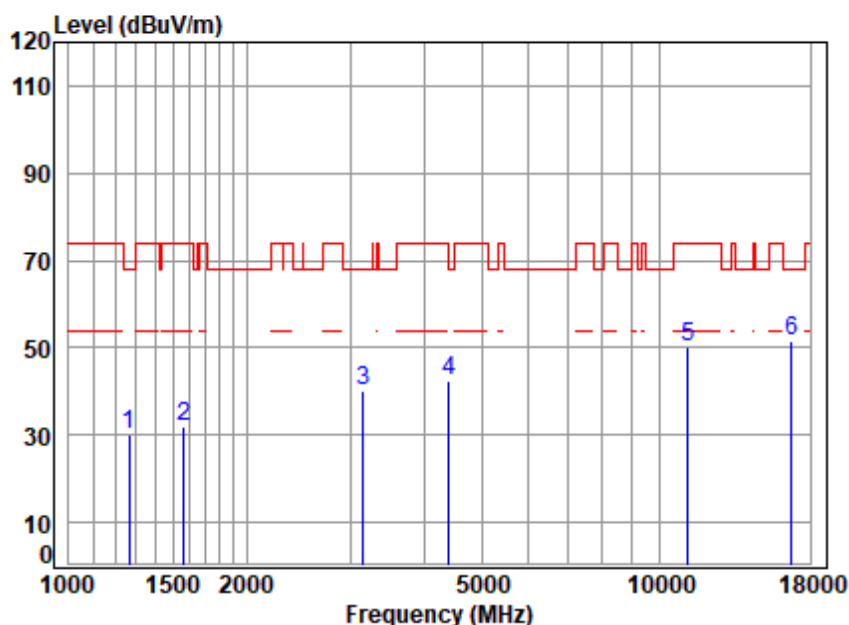
## SGS-CSTC Standards Technical Services Co., Ltd. Shenzhen Branch

SZEMC-TRF-01 Rev. A/1

Report No.: SZCR240100004303

Page: 119 of 476

Test Mode: 03; Polarity: Vertical; Modulation:802.11ac; Bandwidth:20MHz; Channel:middle



Site : chamber  
Condition: 3m VERTICAL  
Job No : 00043AT\00044AT  
Mode : 5580 TX RSE  
Note : 5G WIFI 11AC20

	Freq	Cable Loss	Ant Factor	Preamp Factor	Read Level	Level	Limit Line	Over Limit	Remark
	MHz	dB	dB/m	dB	dBuV	dBuV/m	dBuV/m	dB	
1	1267.454	3.70	25.00	38.35	39.80	30.15	68.20	-38.05	peak
2	1565.191	4.15	26.94	38.40	39.31	32.00	74.00	-42.00	peak
3	3150.237	5.78	32.50	36.13	38.07	40.22	68.20	-27.98	peak
4	4405.090	7.06	34.74	35.79	36.64	42.65	68.20	-25.55	peak
5	11160.000	12.93	37.62	37.79	37.39	50.15	74.00	-23.85	peak
6	16740.000	14.51	42.78	37.49	31.79	51.59	68.20	-16.61	peak



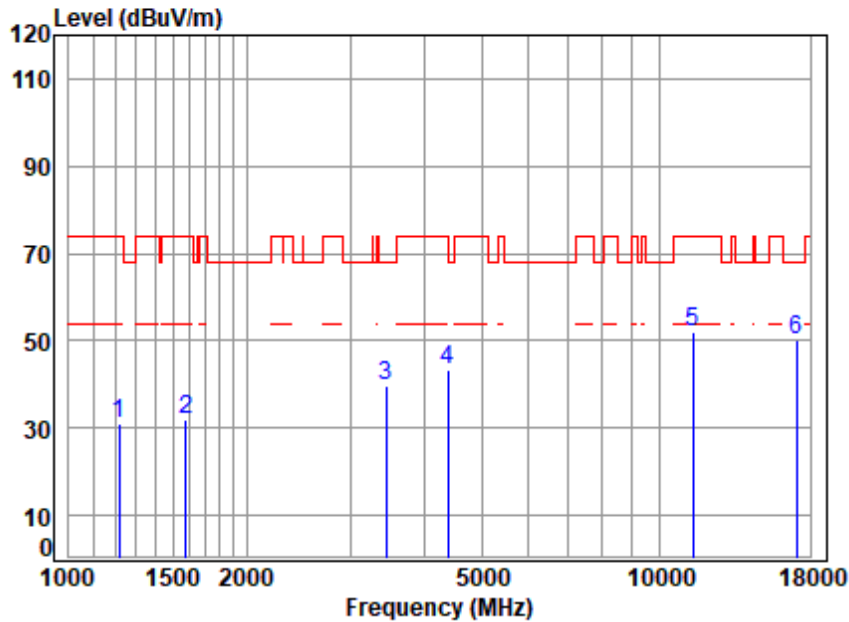
SGS-CSTC Standards Technical Services Co., Ltd.  
Shenzhen Branch Inspection & Testing Laboratory

Unless otherwise agreed in writing, this document is issued by the Company subject to its General Conditions of Service printed overleaf, available on request or accessible at <https://www.sgs.com/en/Terms-and-Conditions>. Attention is drawn to the limitation of liability, indemnification and jurisdiction issues defined therein. Any holder of this document is advised that information contained hereon reflects the Company's findings at the time of its intervention only and within the limits of Client's instructions, if any. The Company's sole responsibility is to its Client and this document does not exonerate parties to a transaction from exercising all their rights and obligations under the transaction documents. This document cannot be reproduced except in full, without prior written approval of the Company. Any unauthorized alteration, forgery or falsification of the content or appearance of this document is unlawful and offenders may be prosecuted to the fullest extent of the law. Unless otherwise stated the results shown in this test report refer only to the sample(s) tested and such sample(s) are retained for 30 days only.

Attention: To check the authenticity of testing /inspection report & certificate, please contact us at telephone: (86-755) 8307 1443, or email: [CN.Doccheck@sgs.com](mailto:CN.Doccheck@sgs.com)

No.1 Workshop, M-10, Middle Section, Science & Technology Park, Nanshan District, Shenzhen, Guangdong, China 518057 t (86-755) 26012053 f (86-755) 26710594 www.sgsgroup.com.cn  
中国·广东·深圳市南山区科技园中区M-10栋1号厂房 邮编: 518057 t (86-755) 26012053 f (86-755) 26710594 sgs.china@sgs.com

Test Mode: 03; Polarity: Horizontal; Modulation:802.11ac; Bandwidth:20MHz; Channel:High



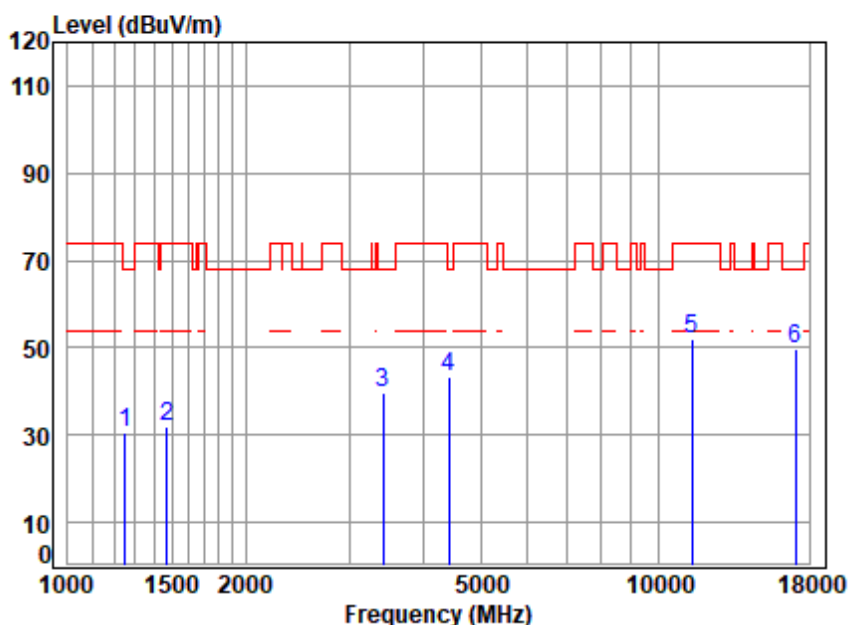
Site : chamber  
 Condition: 3m HORIZONTAL  
 Job No : 00043AT\00044AT  
 Mode : 5700 TX RSE  
 Note : 5G WIFI 11AC20

	Freq	Cable Loss	Ant Factor	Preamp Factor	Read Level	Level	Limit Line	Over Limit	Remark
	MHz	dB	dB/m	dB	dBuV	dBuV/m	dBuV/m	dB	
1	1217.190	3.61	24.64	38.34	40.90	30.81	74.00	-43.19	peak
2	1578.822	4.17	26.88	38.40	39.09	31.74	74.00	-42.26	peak
3	3445.535	6.16	31.85	36.12	37.82	39.71	68.20	-28.49	peak
4	4392.376	7.05	34.74	35.80	37.13	43.12	74.00	-30.88	peak
5	11400.000	12.98	37.70	37.72	39.03	51.99	74.00	-22.01	peak
6	17100.000	14.62	43.10	37.53	29.99	50.18	68.20	-18.02	peak





Test Mode: 03; Polarity: Vertical; Modulation:802.11ac; Bandwidth:20MHz; Channel:High

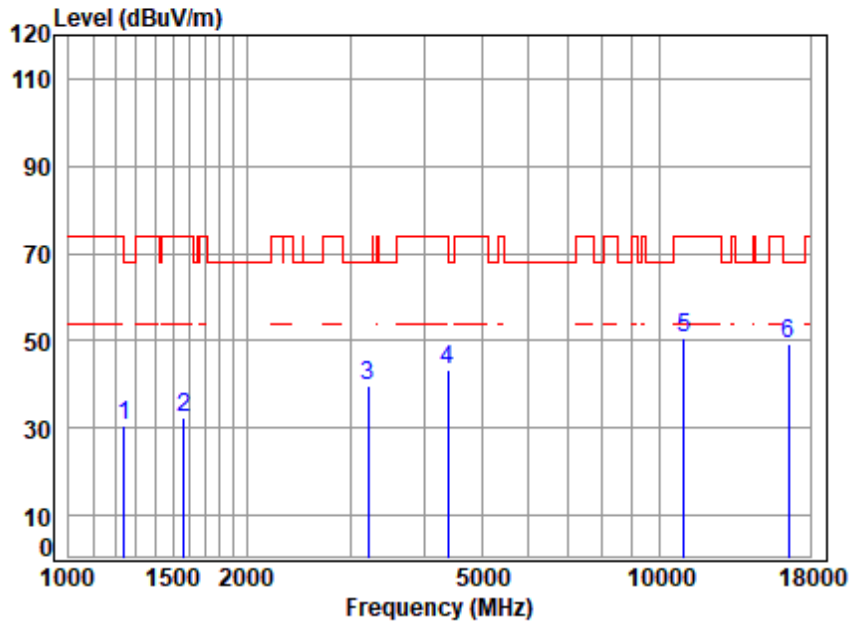


Site : chamber  
Condition: 3m VERTICAL  
Job No : 00043AT\00044AT  
Mode : 5700 TX RSE  
Note : 5G WIFI 11AC20

	Freq	Cable Loss	Ant Factor	Preamp Factor	Read Level	Level	Limit Line	Over Limit	Remark
	MHz	dB	dB/m	dB	dBuV	dBuV/m	dBuV/m	dB	
1	1249.269	3.67	25.09	38.35	40.07	30.48	68.20	-37.72	peak
2	1473.013	4.02	26.04	38.38	40.07	31.75	74.00	-42.25	peak
3	3425.675	6.13	32.09	36.12	37.71	39.81	68.20	-28.39	peak
4	4417.841	7.07	34.59	35.78	37.45	43.33	68.20	-24.87	peak
5	11400.000	12.98	37.70	37.72	39.07	52.03	74.00	-21.97	peak
6	17100.000	14.62	43.10	37.53	29.74	49.93	68.20	-18.27	peak



Test Mode: 03; Polarity: Horizontal; Modulation:802.11ac; Bandwidth:40MHz; Channel:Low

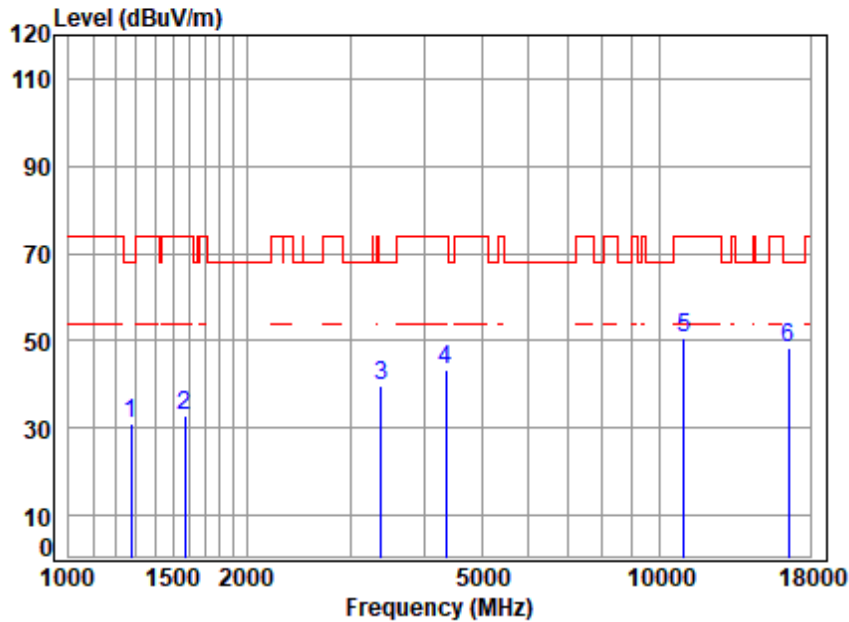


Site : chamber  
 Condition: 3m HORIZONTAL  
 Job No : 00043AT\00044AT  
 Mode : 5510 TX RSE  
 Note : 5G WIFI 11AC40

	Freq	Cable Loss	Ant Factor	Preamp Factor	Read Level	Level	Limit Line	Over Limit	Remark
	MHz	dB	dB/m	dB	dBuV	dBuV/m	dBuV/m	dB	
1	1242.068	3.66	24.99	38.35	40.05	30.35	68.20	-37.85	peak
2	1565.191	4.15	26.94	38.40	39.65	32.34	74.00	-41.66	peak
3	3214.623	5.87	32.67	36.13	37.24	39.65	68.20	-28.55	peak
4	4379.699	7.04	34.64	35.81	37.37	43.24	74.00	-30.76	peak
5	11020.000	12.90	37.50	37.83	37.99	50.56	74.00	-23.44	peak
6	16530.000	14.48	42.16	37.47	30.09	49.26	68.20	-18.94	peak



Test Mode: 03; Polarity: Vertical; Modulation:802.11ac; Bandwidth:40MHz; Channel:Low

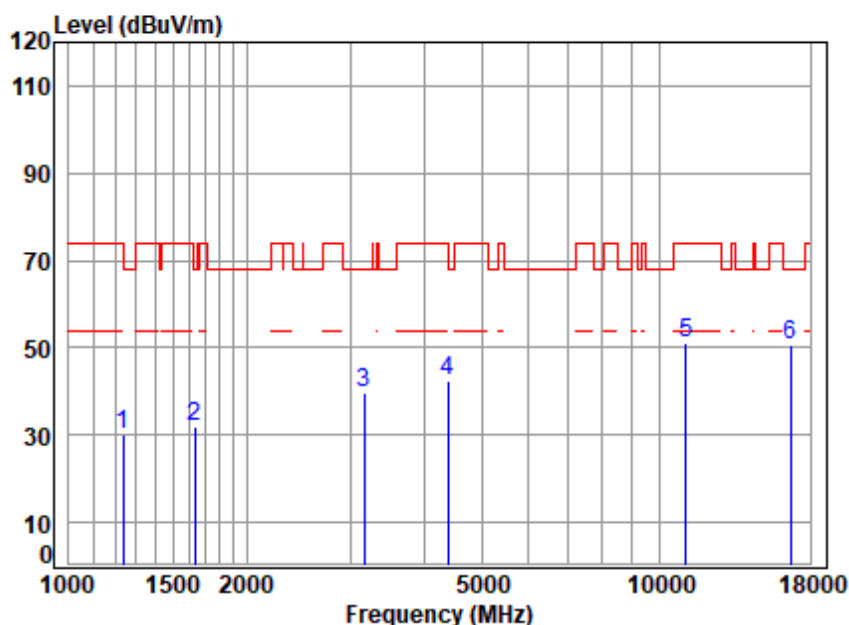


Site : chamber  
Condition: 3m VERTICAL  
Job No : 00043AT\00044AT  
Mode : 5510 TX RSE  
Note : 5G WIFI 11AC40

	Freq	Cable Loss	Ant Factor	Preamp Factor	Read Level	Level	Limit Line	Over Limit	Remark
	MHz	dB	dB/m	dB	dBuV	dBuV/m	dBuV/m	dB	
1	1274.802	3.71	24.95	38.35	40.51	30.82	68.20	-37.38	peak
2	1574.265	4.17	26.90	38.40	40.06	32.73	74.00	-41.27	peak
3	3376.523	6.07	32.26	36.12	37.61	39.82	68.20	-28.38	peak
4	4354.454	7.03	34.44	35.83	37.76	43.40	74.00	-30.60	peak
5	11020.000	12.90	37.50	37.83	37.93	50.50	74.00	-23.50	peak
6	16530.000	14.48	42.16	37.47	29.41	48.58	68.20	-19.62	peak



Test Mode: 03; Polarity: Horizontal; Modulation:802.11ac; Bandwidth:40MHz; Channel:middle



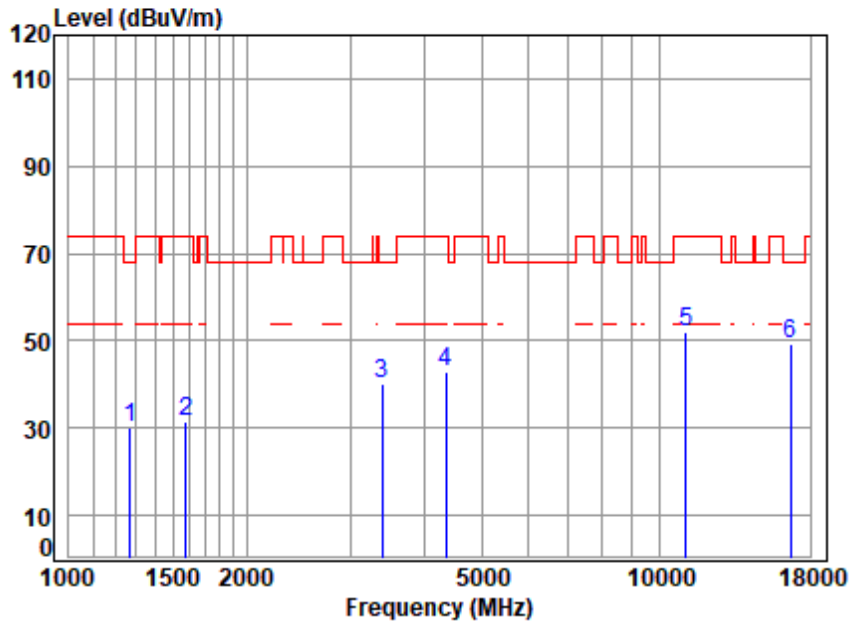
Site : chamber  
Condition: 3m HORIZONTAL  
Job No : 00043AT\00044AT  
Mode : 5550 TX RSE  
Note : 5G WIFI 11AC40

		Cable	Ant	Preamp	Read		Limit	Over	
	Freq	Loss	Factor	Factor	Level	Level	Line	Limit	Remark
	MHz	dB	dB/m	dB	dBuV	dBuV/m	dBuV/m	dB	
1	1238.483	3.65	24.94	38.35	40.02	30.26	74.00	-43.74	peak
2	1634.543	4.25	26.45	38.41	39.62	31.91	68.20	-36.29	peak
3	3168.500	5.81	32.65	36.13	37.47	39.80	68.20	-28.40	peak
4	4392.376	7.05	34.74	35.80	36.67	42.66	74.00	-31.34	peak
5	11100.000	12.92	37.50	37.81	38.46	51.07	74.00	-22.93	peak
6	16650.000	14.50	42.50	37.48	31.00	50.52	68.20	-17.68	peak





Test Mode: 03; Polarity: Vertical; Modulation:802.11ac; Bandwidth:40MHz; Channel:middle



Site : chamber  
Condition: 3m VERTICAL  
Job No : 00043AT\00044AT  
Mode : 5550 TX RSE  
Note : 5G WIFI 11AC40

	Freq	Cable Loss	Ant Factor	Preamp Factor	Read Level	Level	Limit Line	Over Limit	Remark
	MHz	dB	dB/m	dB	dBuV	dBuV/m	dBuV/m	dB	
1	1271.123	3.71	24.97	38.35	39.61	29.94	68.20	-38.26	peak
2	1578.822	4.17	26.88	38.40	38.99	31.64	74.00	-42.36	peak
3	3396.098	6.10	32.38	36.12	37.68	40.04	68.20	-28.16	peak
4	4354.454	7.03	34.44	35.83	37.08	42.72	74.00	-31.28	peak
5	11100.000	12.92	37.50	37.81	39.33	51.94	74.00	-22.06	peak
6	16650.000	14.50	42.50	37.48	29.82	49.34	68.20	-18.86	peak



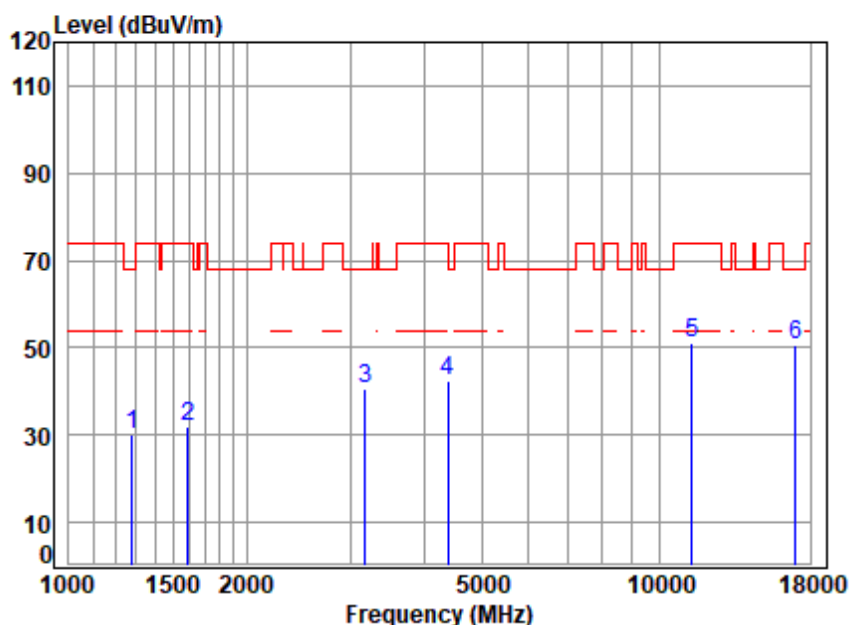
## SGS-CSTC Standards Technical Services Co., Ltd. Shenzhen Branch

SZEMC-TRF-01 Rev. A/1

Report No.: SZCR240100004303

Page: 126 of 476

Test Mode: 03; Polarity: Horizontal; Modulation:802.11ac; Bandwidth:40MHz; Channel:High



Site : chamber  
Condition: 3m HORIZONTAL  
Job No : 00043AT\00044AT  
Mode : 5670 TX RSE  
Note : 5G WIFI 11AC40

		Cable	Ant	Preamp	Read		Limit	Over	
	Freq	Loss	Factor	Factor	Level	Level	Line	Limit	Remark
	MHz	dB	dB/m	dB	dBuV	dBuV/m	dBuV/m	dB	
1	1282.193	3.72	24.91	38.35	39.88	30.16	68.20	-38.04	peak
2	1592.571	4.19	26.83	38.40	39.36	31.98	74.00	-42.02	peak
3	3177.672	5.82	32.72	36.13	38.03	40.44	68.20	-27.76	peak
4	4392.376	7.05	34.74	35.80	36.36	42.35	74.00	-31.65	peak
5	11340.000	12.97	37.76	37.74	38.25	51.24	74.00	-22.76	peak
6	q17010.000	14.57	43.10	37.51	30.37	50.53	68.20	-17.67	peak



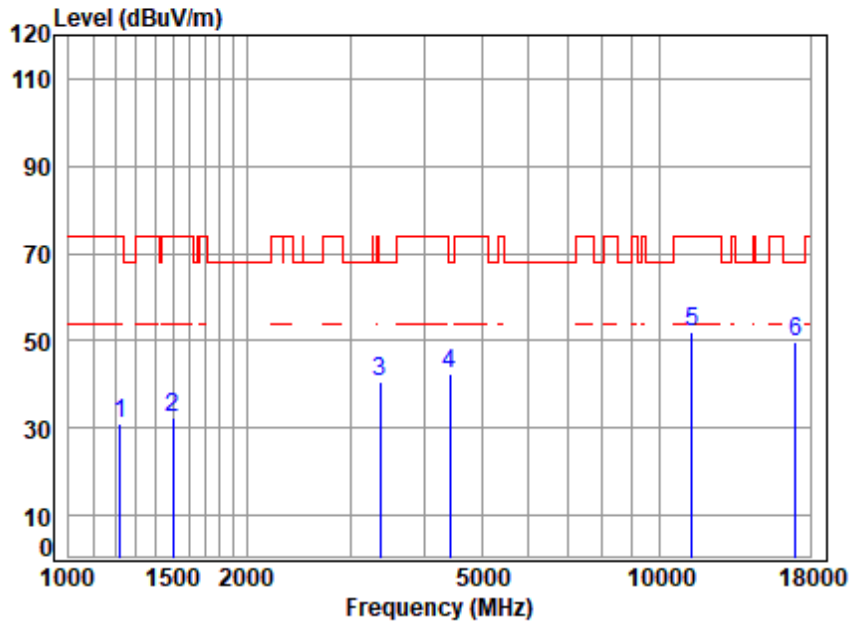
SGS-CSTC Standards Technical Services Co., Ltd.  
Shenzhen Branch Inspection & Testing Laboratory

Unless otherwise agreed in writing, this document is issued by the Company subject to its General Conditions of Service printed overleaf, available on request or accessible at <https://www.sgs.com/en/Terms-and-Conditions>. Attention is drawn to the limitation of liability, indemnification and jurisdiction issues defined therein. Any holder of this document is advised that information contained hereon reflects the Company's findings at the time of its intervention only and within the limits of Client's instructions, if any. The Company's sole responsibility is to its Client and this document does not exonerate parties to a transaction from exercising all their rights and obligations under the transaction documents. This document cannot be reproduced except in full, without prior written approval of the Company. Any unauthorized alteration, forgery or falsification of the content or appearance of this document is unlawful and offenders may be prosecuted to the fullest extent of the law. Unless otherwise stated the results shown in this test report refer only to the sample(s) tested and such sample(s) are retained for 30 days only.

Attention: To check the authenticity of testing /inspection report & certificate, please contact us at telephone: (86-755) 8307 1443, or email: [CN.Doccheck@sgs.com](mailto:CN.Doccheck@sgs.com)

No.1 Workshop, M-10, Middle Section, Science & Technology Park, Nanshan District, Shenzhen, Guangdong, China 518057 t (86-755) 26012053 f (86-755) 26710594 www.sgs.com.cn  
中国·广东·深圳市南山区科技园中区M-10栋1号厂房 邮编: 518057 t (86-755) 26012053 f (86-755) 26710594 sgs.china@sgs.com

Test Mode: 03; Polarity: Vertical; Modulation:802.11ac; Bandwidth:40MHz; Channel:High

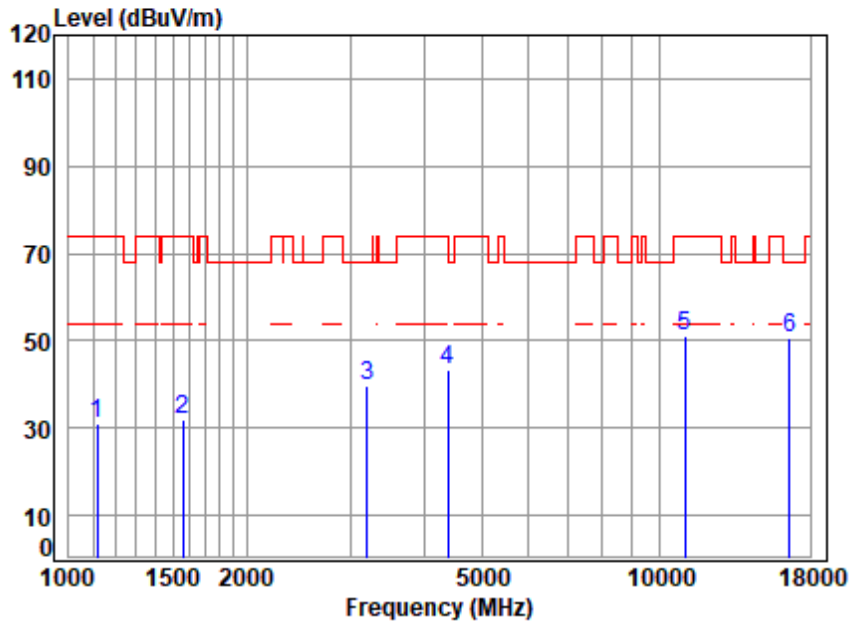


Site : chamber  
 Condition: 3m VERTICAL  
 Job No : 00043AT\00044AT  
 Mode : 5670 TX RSE  
 Note : 5G WIFI 11AC40

	Freq	Cable Loss	Ant Factor	Preamp Factor	Read Level	Level	Limit Line	Over Limit	Remark
	MHz	dB	dB/m	dB	dBuV	dBuV/m	dBuV/m	dB	
1	1224.247	3.62	24.74	38.34	41.00	31.02	74.00	-42.98	peak
2	1498.781	4.06	26.77	38.39	39.78	32.22	74.00	-41.78	peak
3	3366.778	6.06	32.20	36.12	38.38	40.52	68.20	-27.68	peak
4	4417.841	7.07	34.59	35.78	36.40	42.28	68.20	-25.92	peak
5	11340.000	12.97	37.76	37.74	38.84	51.83	74.00	-22.17	peak
6	17010.000	14.57	43.10	37.51	29.64	49.80	68.20	-18.40	peak



Test Mode: 03; Polarity: Horizontal; Modulation:802.11ac; Bandwidth:80MHz; Channel:Low



Site : chamber  
Condition: 3m HORIZONTAL  
Job No : 00043AT\00044AT  
Mode : 5530 TX RSE  
Note : 5G WIFI 11AC80

	Freq	Cable Loss	Ant Factor	Preamp Factor	Read Level	Level	Limit Line	Over Limit	Remark
	MHz	dB	dB/m	dB	dBuV	dBuV/m	dBuV/m	dB	
1	1119.323	3.43	23.78	38.32	41.92	30.81	74.00	-43.19	peak
2	1560.673	4.15	26.96	38.40	39.32	32.03	74.00	-41.97	peak
3	3196.094	5.84	32.87	36.13	37.29	39.87	68.20	-28.33	peak
4	4379.699	7.04	34.64	35.81	37.44	43.31	74.00	-30.69	peak
5	11060.000	12.91	37.50	37.82	38.39	50.98	74.00	-23.02	peak
6	16590.000	14.49	42.28	37.47	31.38	50.68	68.20	-17.52	peak

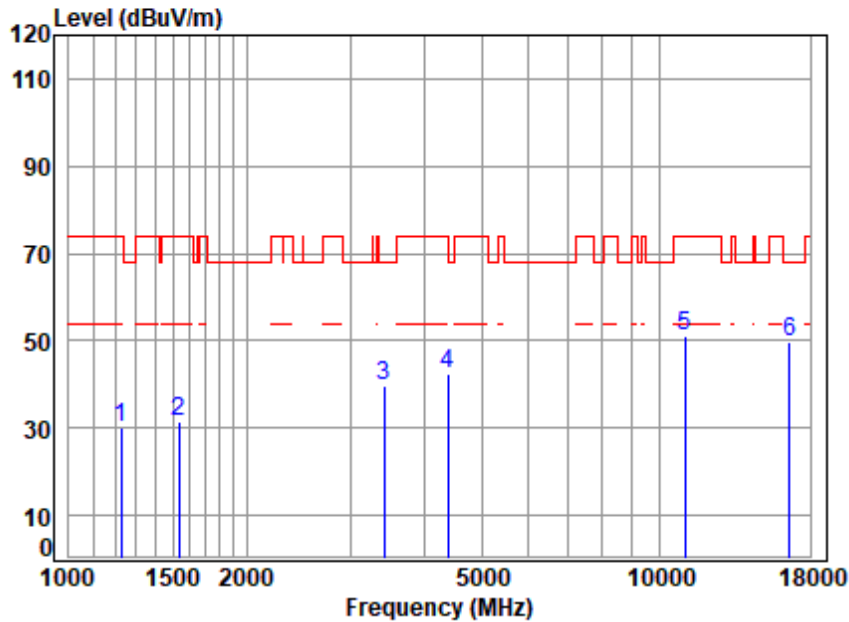


Unless otherwise agreed in writing, this document is issued by the Company subject to its General Conditions of Service printed overleaf, available on request or accessible at <https://www.sgs.com/en/Terms-and-Conditions>. Attention is drawn to the limitation of liability, indemnification and jurisdiction issues defined therein. Any holder of this document is advised that information contained hereon reflects the Company's findings at the time of its intervention only and within the limits of Client's instructions, if any. The Company's sole responsibility is to its Client and this document does not exonerate parties to a transaction from exercising all their rights and obligations under the transaction documents. This document cannot be reproduced except in full, without prior written approval of the Company. Any unauthorized alteration, forgery or falsification of the content or appearance of this document is unlawful and offenders may be prosecuted to the fullest extent of the law. Unless otherwise stated the results shown in this test report refer only to the sample(s) tested and such sample(s) are retained for 30 days only.

Attention: To check the authenticity of testing /inspection report & certificate, please contact us at telephone: (86-755) 8307 1443, or email: [CN.Doccheck@sgs.com](mailto:CN.Doccheck@sgs.com)



Test Mode: 03; Polarity: Vertical; Modulation:802.11ac; Bandwidth:80MHz; Channel:Low

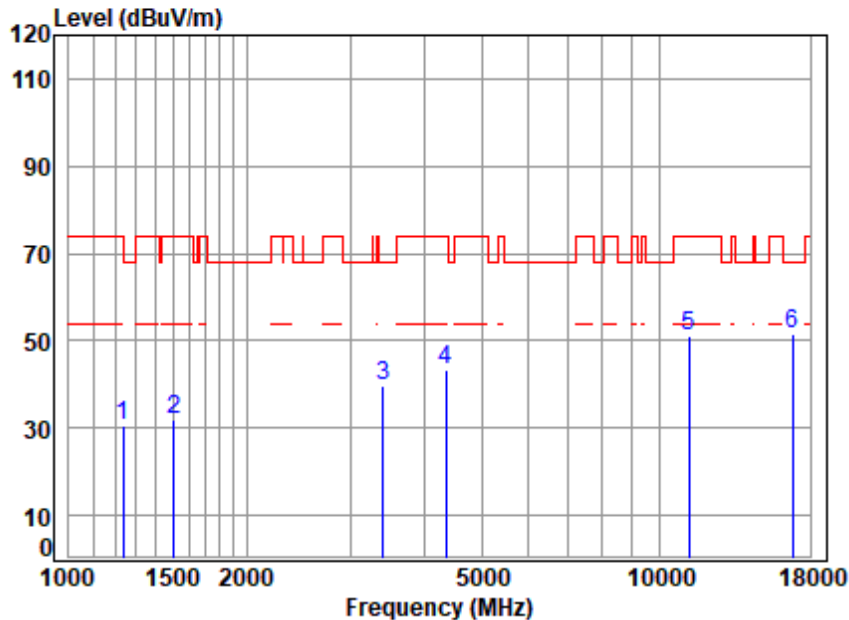


Site : chamber  
Condition: 3m VERTICAL  
Job No : 00043AT\00044AT  
Mode : 5530 TX RSE  
Note : 5G WIFI 11AC80

	Freq	Cable Loss	Ant Factor	Preamp Factor	Read Level	Level	Limit Line	Over Limit	Remark
	MHz	dB	dB/m	dB	dBuV	dBuV/m	dBuV/m	dB	
1	1227.791	3.63	24.79	38.34	40.01	30.09	74.00	-43.91	peak
2	1533.841	4.11	26.94	38.39	38.93	31.59	74.00	-42.41	peak
3	3425.675	6.13	32.09	36.12	37.40	39.50	68.20	-28.70	peak
4	4392.376	7.05	34.74	35.80	36.61	42.60	74.00	-31.40	peak
5	11060.000	12.91	37.50	37.82	38.68	51.27	74.00	-22.73	peak
6	16590.000	14.49	42.28	37.47	30.21	49.51	68.20	-18.69	peak



Test Mode: 03; Polarity: Horizontal; Modulation:802.11ac; Bandwidth:80MHz; Channel:High

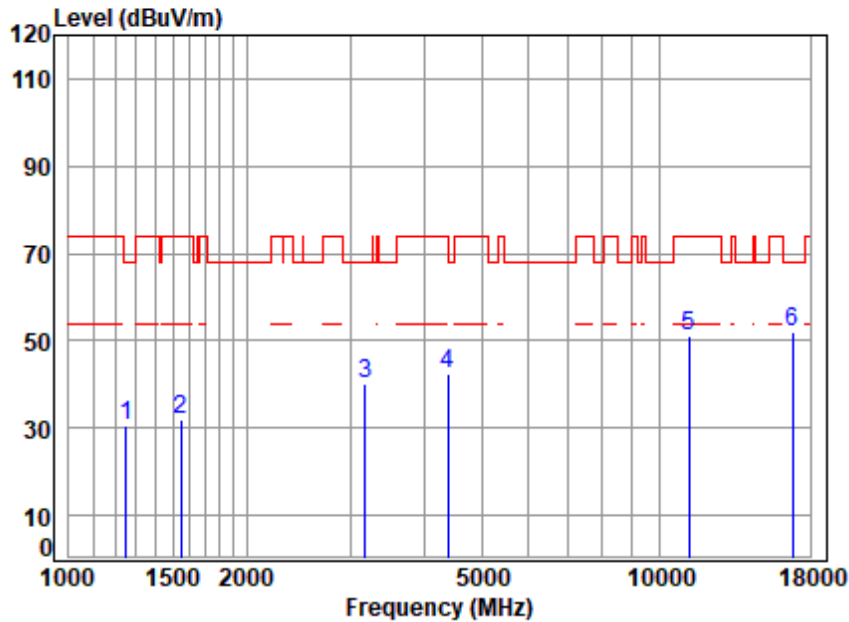


Site : chamber  
Condition: 3m HORIZONTAL  
Job No : 00043AT\00044AT  
Mode : 5610 TX RSE  
Note : 5G WIFI 11AC80

	Freq	Cable Loss	Ant Factor	Preamp Factor	Read Level	Level	Limit Line	Over Limit	Remark
	MHz	dB	dB/m	dB	dBuV	dBuV/m	dBuV/m	dB	
1	1238.483	3.65	24.94	38.35	40.53	30.77	74.00	-43.23	peak
2	1507.470	4.07	26.83	38.39	39.21	31.72	74.00	-42.28	peak
3	3405.929	6.11	32.33	36.12	37.18	39.50	68.20	-28.70	peak
4	4354.454	7.03	34.44	35.83	37.81	43.45	74.00	-30.55	peak
5	11220.000	12.94	37.72	37.77	38.15	51.04	74.00	-22.96	peak
6	q16830.000	14.53	42.99	37.50	31.67	51.69	68.20	-16.51	peak



Test Mode: 03; Polarity: Vertical; Modulation:802.11ac; Bandwidth:80MHz; Channel:High

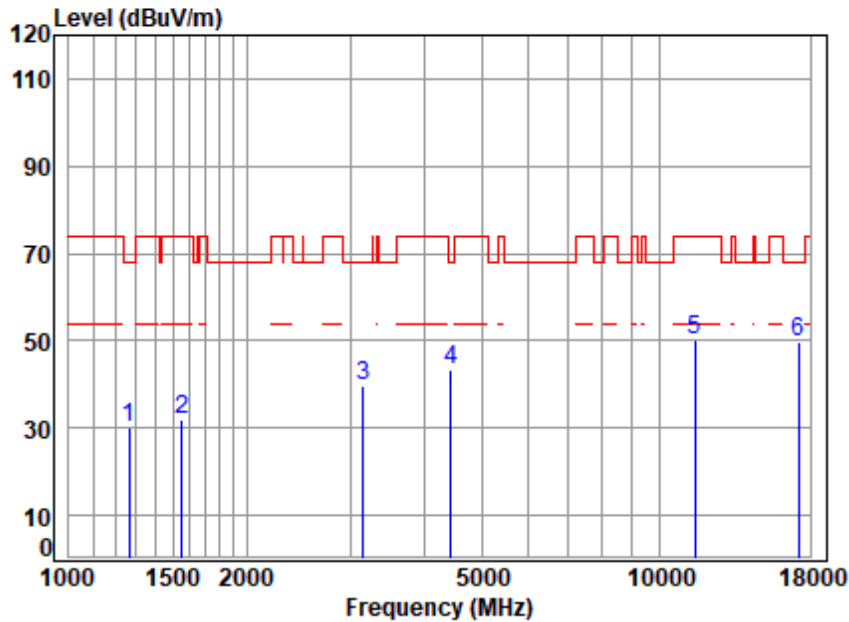


Site : chamber  
Condition: 3m VERTICAL  
Job No : 00043AT\00044AT  
Mode : 5610 TX RSE  
Note : 5G WIFI 11AC80

	Freq	Cable Loss	Ant Factor	Preamp Factor	Read Level	Level	Limit Line	Over Limit	Remark
	MHz	dB	dB/m	dB	dBuV	dBuV/m	dBuV/m	dB	
1	1249.269	3.67	25.09	38.35	40.21	30.62	68.20	-37.58	peak
2	1547.199	4.13	26.99	38.39	39.14	31.87	74.00	-42.13	peak
3	3177.672	5.82	32.72	36.13	37.59	40.00	68.20	-28.20	peak
4	4392.376	7.05	34.74	35.80	36.38	42.37	74.00	-31.63	peak
5	11220.000	12.94	37.72	37.77	38.04	50.93	74.00	-23.07	peak
6	q16830.000	14.53	42.99	37.50	31.95	51.97	68.20	-16.23	peak



Test Mode: 04; Polarity: Horizontal; Modulation:802.11a; Bandwidth:20MHz; Channel:Low



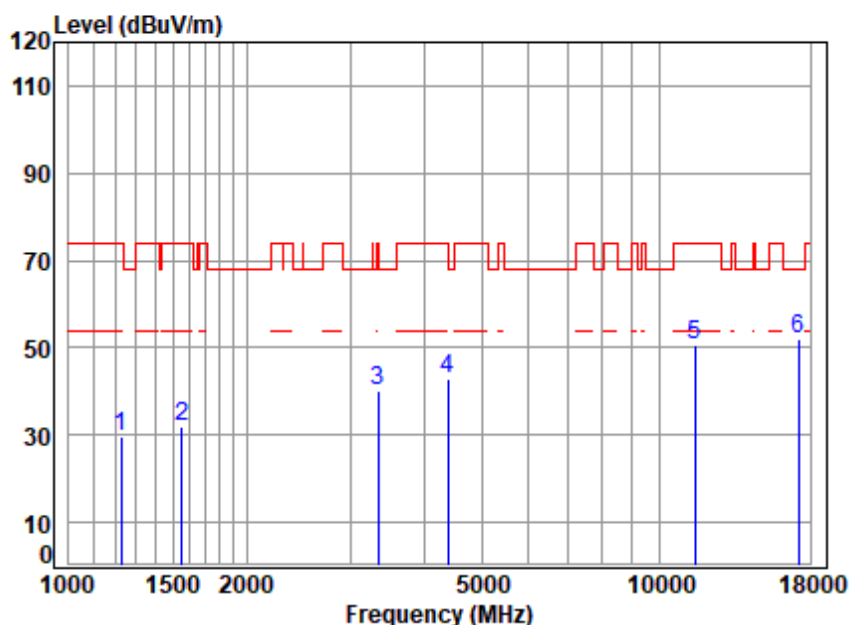
Site : chamber  
Condition: 3m HORIZONTAL  
Job No : 00043AT\00044AT  
Mode : 5745 TX RSE  
Note : 5G WIFI 11A

	Freq	Cable Loss	Ant Factor	Preamp Factor	Read Level	Level	Limit Line	Over Limit	Remark
	MHz	dB	dB/m	dB	dBuV	dBuV/m	dBuV/m	dB	
1	1267.454	3.70	25.00	38.35	39.68	30.03	68.20	-38.17	peak
2	1551.677	4.13	26.99	38.40	39.01	31.73	74.00	-42.27	peak
3	3150.237	5.78	32.50	36.13	37.37	39.52	68.20	-28.68	peak
4	4443.453	7.09	34.28	35.77	37.67	43.27	68.20	-24.93	peak
5	11490.000	13.00	37.79	37.69	37.27	50.37	74.00	-23.63	peak
6	17235.000	14.70	43.03	37.55	29.63	49.81	68.20	-18.39	peak





Test Mode: 04; Polarity: Vertical; Modulation:802.11a; Bandwidth:20MHz; Channel:Low

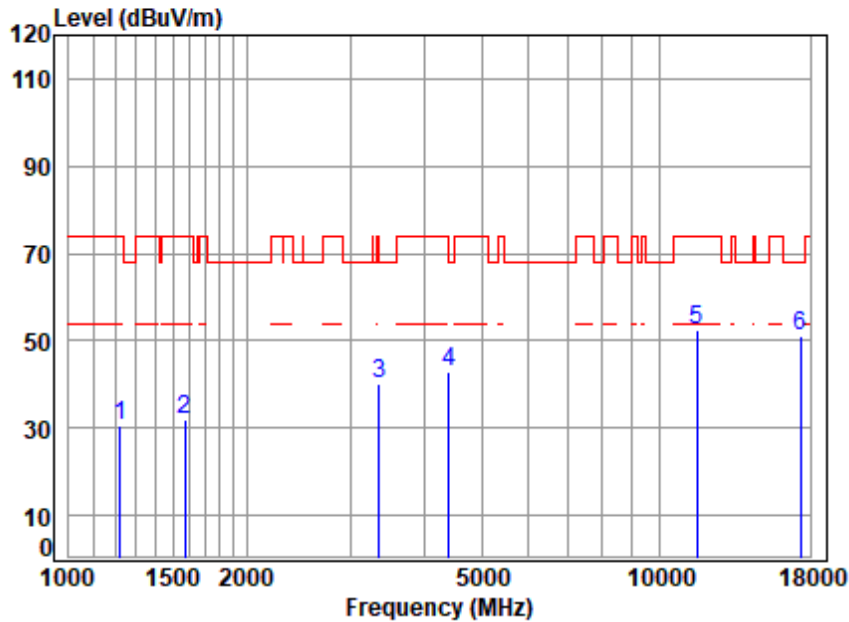


Site : chamber  
Condition: 3m VERTICAL  
Job No : 00043AT\00044AT  
Mode : 5745 TX RSE  
Note : 5G WIFI 11A

	Freq	Cable Loss	Ant Factor	Preamp Factor	Read Level	Level	Limit Line	Over Limit	Remark
	MHz	dB	dB/m	dB	dBuV	dBuV/m	dBuV/m	dB	
1	1227.791	3.63	24.79	38.34	39.67	29.75	74.00	-44.25	peak
2	1556.169	4.14	26.98	38.40	39.17	31.89	74.00	-42.11	peak
3	3347.371	6.04	32.05	36.12	38.06	40.03	74.00	-33.97	peak
4	4379.699	7.04	34.64	35.81	36.92	42.79	74.00	-31.21	peak
5	11490.000	13.00	37.79	37.69	37.45	50.55	74.00	-23.45	peak
6	q17235.000	14.70	43.03	37.55	31.88	52.06	68.20	-16.14	peak



Test Mode: 04; Polarity: Horizontal; Modulation:802.11a; Bandwidth:20MHz; Channel:middle

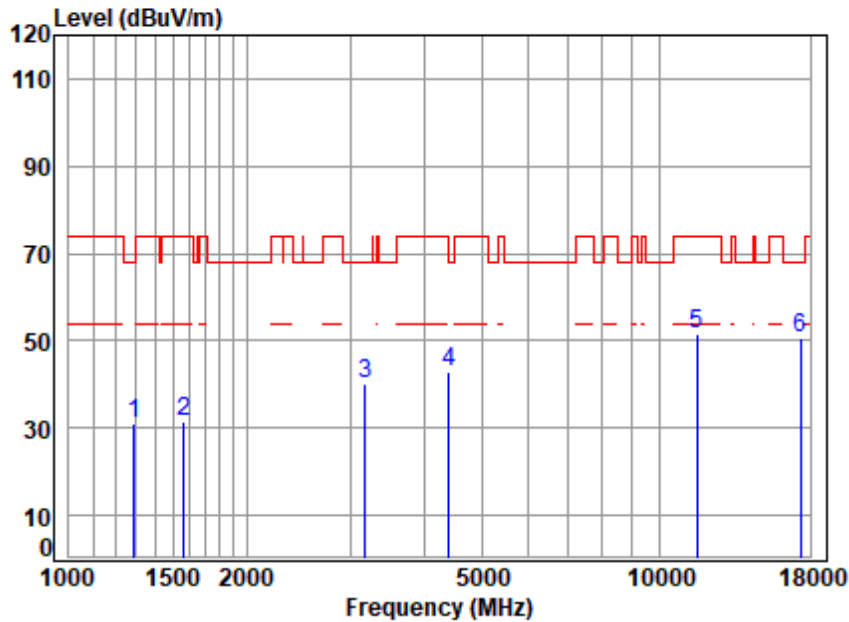


Site : chamber  
Condition: 3m HORIZONTAL  
Job No : 00043AT\00044AT  
Mode : 5785 TX RSE  
Note : 5G WIFI 11A

	Freq	Cable Loss	Ant Factor	Preamp Factor	Read Level	Level	Limit Line	Over Limit	Remark
	MHz	dB	dB/m	dB	dBuV	dBuV/m	dBuV/m	dB	
1	1220.714	3.62	24.69	38.34	40.63	30.60	74.00	-43.40	peak
2	1574.265	4.17	26.90	38.40	39.34	32.01	74.00	-41.99	peak
3	3357.061	6.05	32.14	36.12	38.26	40.33	74.00	-33.67	peak
4	4405.090	7.06	34.74	35.79	36.89	42.90	68.20	-25.30	peak
5	11570.000	13.01	37.73	37.67	39.55	52.62	74.00	-21.38	peak
6	17355.000	14.77	43.26	37.56	30.55	51.02	68.20	-17.18	peak



Test Mode: 04; Polarity: Vertical; Modulation:802.11a; Bandwidth:20MHz; Channel:middle

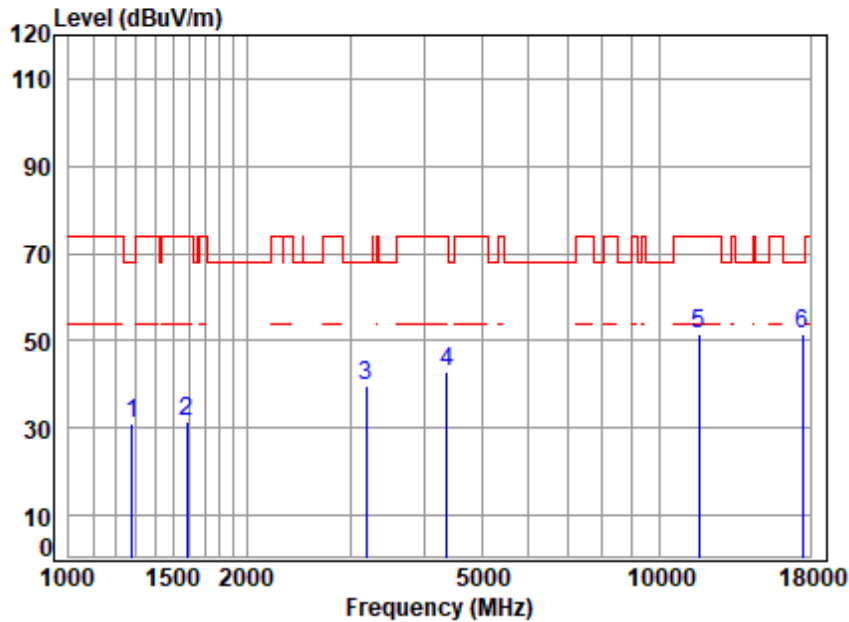


Site : chamber  
 Condition: 3m VERTICAL  
 Job No : 00043AT\00044AT  
 Mode : 5785 TX RSE  
 Note : 5G WIFI 11A

	Freq	Cable Loss	Ant Factor	Preamp Factor	Read Level	Level	Limit Line	Over Limit	Remark
	MHz	dB	dB/m	dB	dBuV	dBuV/m	dBuV/m	dB	
1	1289.627	3.74	24.86	38.36	40.97	31.21	68.20	-36.99	peak
2	1565.191	4.15	26.94	38.40	38.90	31.59	74.00	-42.41	peak
3	3177.672	5.82	32.72	36.13	37.62	40.03	68.20	-28.17	peak
4	4405.090	7.06	34.74	35.79	37.05	43.06	68.20	-25.14	peak
5	11570.000	13.01	37.73	37.67	38.71	51.78	74.00	-22.22	peak
6	17355.000	14.77	43.26	37.56	30.27	50.74	68.20	-17.46	peak



Test Mode: 04; Polarity: Horizontal; Modulation:802.11a; Bandwidth:20MHz; Channel:High



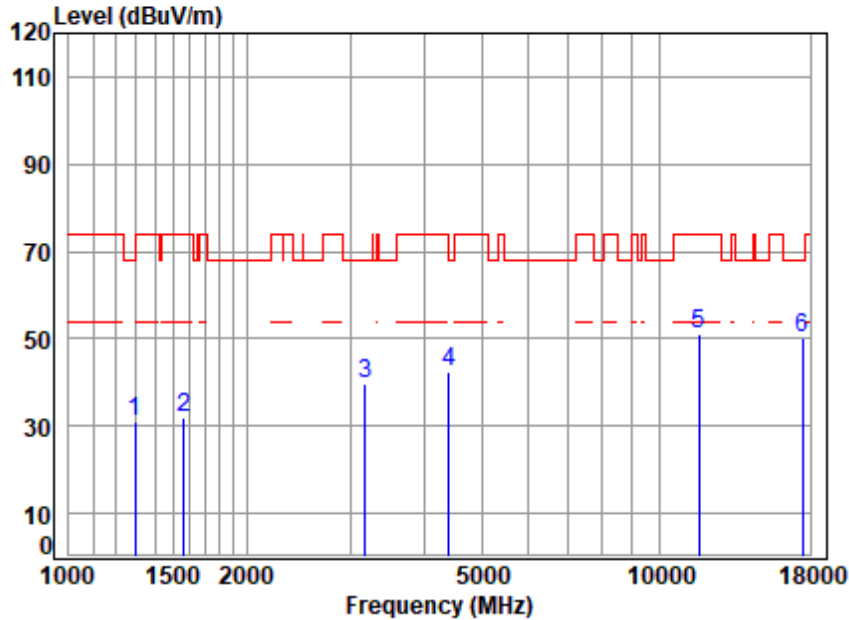
Site : chamber  
Condition: 3m HORIZONTAL  
Job No : 00043AT\00044AT  
Mode : 5825 TX RSE  
Note : 5G WIFI 11A

		Cable	Ant	Preamp	Read		Limit	Over	
	Freq	Loss	Factor	Factor	Level	Level	Line	Limit	Remark
	MHz	dB	dB/m	dB	dBuV	dBuV/m	dBuV/m	dB	
1	1282.193	3.72	24.91	38.35	40.78	31.06	68.20	-37.14	peak
2	1587.975	4.18	26.85	38.40	38.97	31.60	74.00	-42.40	peak
3	3186.869	5.83	32.79	36.13	37.04	39.53	68.20	-28.67	peak
4	4367.058	7.04	34.54	35.82	36.95	42.71	74.00	-31.29	peak
5	11650.000	13.03	37.80	37.65	38.39	51.57	74.00	-22.43	peak
6	17475.000	14.84	43.40	37.58	30.76	51.42	68.20	-16.78	peak





Test Mode: 04; Polarity: Vertical; Modulation:802.11a; Bandwidth:20MHz; Channel:High

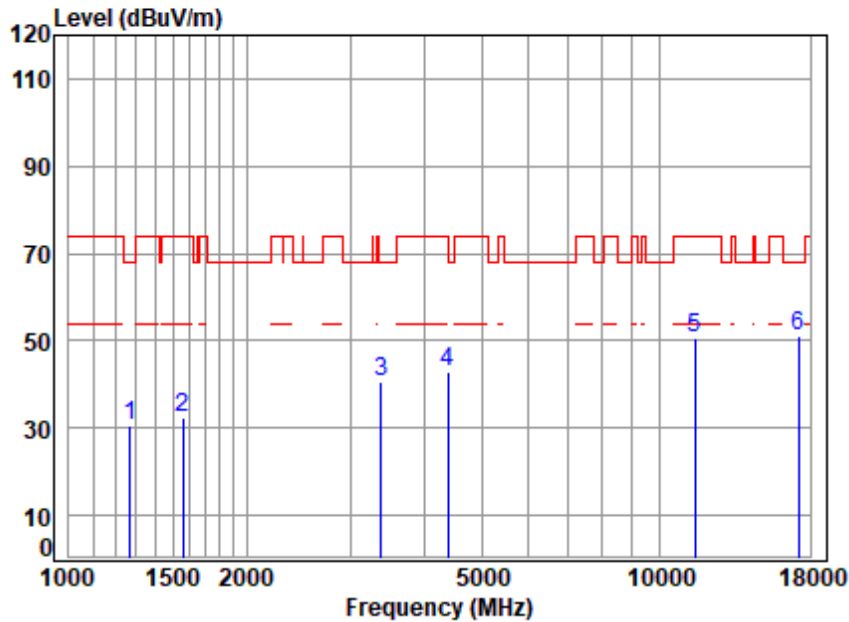


Site : chamber  
Condition: 3m VERTICAL  
Job No : 00043AT\00044AT  
Mode : 5825 TX RSE  
Note : 5G WIFI 11A

	Freq	Cable Loss	Ant Factor	Preamp Factor	Read Level	Level	Limit Line	Over Limit	Remark
	MHz	dB	dB/m	dB	dBuV	dBuV/m	dBuV/m	dB	
1	1297.103	3.75	24.82	38.36	40.66	30.87	68.20	-37.33	peak
2	1569.721	4.16	26.92	38.40	39.48	32.16	74.00	-41.84	peak
3	3177.672	5.82	32.72	36.13	37.44	39.85	68.20	-28.35	peak
4	4405.090	7.06	34.74	35.79	36.60	42.61	68.20	-25.59	peak
5	11650.000	13.03	37.80	37.65	38.08	51.26	74.00	-22.74	peak
6	q17475.000	14.84	43.40	37.58	29.69	50.35	68.20	-17.85	peak



Test Mode: 04; Polarity: Horizontal; Modulation:802.11n; Bandwidth:20MHz; Channel:Low

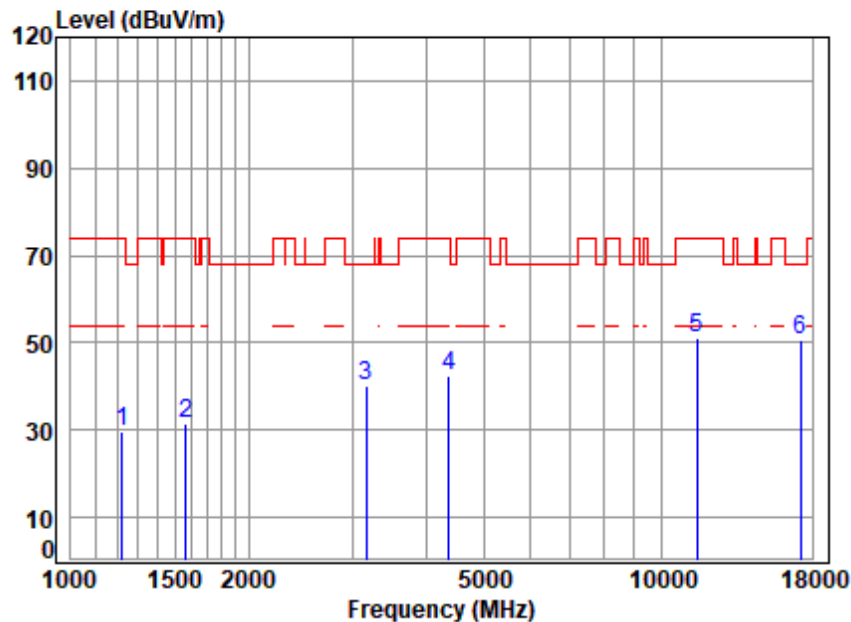


Site : chamber  
Condition: 3m HORIZONTAL  
Job No : 00043AT\00044AT  
Mode : 5745 TX RSE  
Note : 5G WIFI 11N20

	Freq	Cable Loss	Ant Factor	Preamp Factor	Read Level	Level	Limit Line	Over Limit	Remark
	MHz	dB	dB/m	dB	dBuV	dBuV/m	dBuV/m	dB	
1	1271.123	3.71	24.97	38.35	40.29	30.62	68.20	-37.58	peak
2	1560.673	4.15	26.96	38.40	39.59	32.30	74.00	-41.70	peak
3	3376.523	6.07	32.26	36.12	38.40	40.61	68.20	-27.59	peak
4	4379.699	7.04	34.64	35.81	37.12	42.99	74.00	-31.01	peak
5	11490.000	13.00	37.79	37.69	37.57	50.67	74.00	-23.33	peak
6	17235.000	14.70	43.03	37.55	30.94	51.12	68.20	-17.08	peak



Test Mode: 04; Polarity: Vertical; Modulation:802.11n; Bandwidth:20MHz; Channel:Low

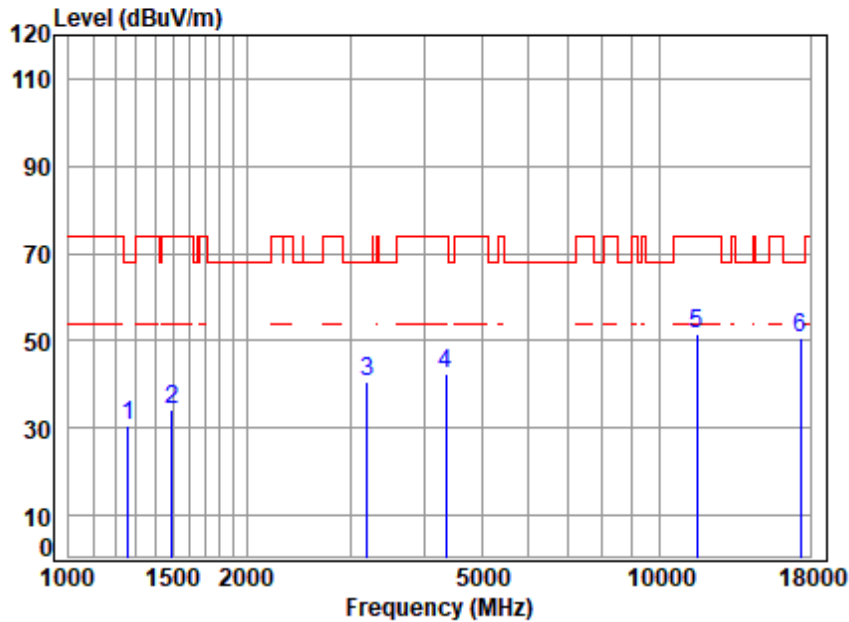


Site : chamber  
Condition: 3m VERTICAL  
Job No : 00043AT\00044AT  
Mode : 5745 TX RSE  
Note : 5G WIFI 11N20

	Freq	Cable Loss	Ant Factor	Preamp Factor	Read Level	Level	Limit Line	Over Limit	Remark
	MHz	dB	dB/m	dB	dBuV	dBuV/m	dBuV/m	dB	
1	1220.714	3.62	24.69	38.34	39.72	29.69	74.00	-44.31	peak
2	1565.191	4.15	26.94	38.40	39.01	31.70	74.00	-42.30	peak
3	3159.355	5.80	32.57	36.13	37.94	40.18	68.20	-28.02	peak
4	4367.058	7.04	34.54	35.82	36.66	42.42	74.00	-31.58	peak
5	11490.000	13.00	37.79	37.69	38.05	51.15	74.00	-22.85	peak
6	17235.000	14.70	43.03	37.55	30.56	50.74	68.20	-17.46	peak



Test Mode: 04; Polarity: Horizontal; Modulation:802.11n; Bandwidth:20MHz; Channel:middle



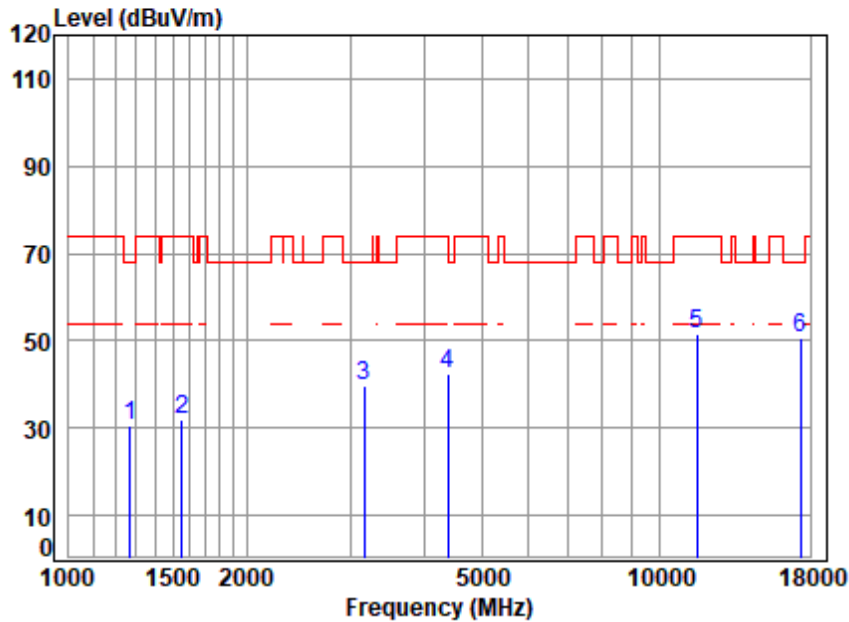
Site : chamber  
Condition: 3m HORIZONTAL  
Job No : 00043AT\00044AT  
Mode : 5785 TX RSE  
Note : 5G WIFI 11N20

	Freq	Cable Loss	Ant Factor	Preamp Factor	Read Level	Level	Limit Line	Over Limit	Remark
	MHz	dB	dB/m	dB	dBuV	dBuV/m	dBuV/m	dB	
1	1260.149	3.69	25.04	38.35	40.03	30.41	68.20	-37.79	peak
2	1494.455	4.05	26.64	38.39	41.84	34.14	74.00	-39.86	peak
3	3196.094	5.84	32.87	36.13	37.85	40.43	68.20	-27.77	peak
4	4354.454	7.03	34.44	35.83	36.87	42.51	74.00	-31.49	peak
5	11570.000	13.01	37.73	37.67	38.71	51.78	74.00	-22.22	peak
6	17355.000	14.77	43.26	37.56	30.01	50.48	68.20	-17.72	peak





Test Mode: 04; Polarity: Vertical; Modulation:802.11n; Bandwidth:20MHz; Channel:middle

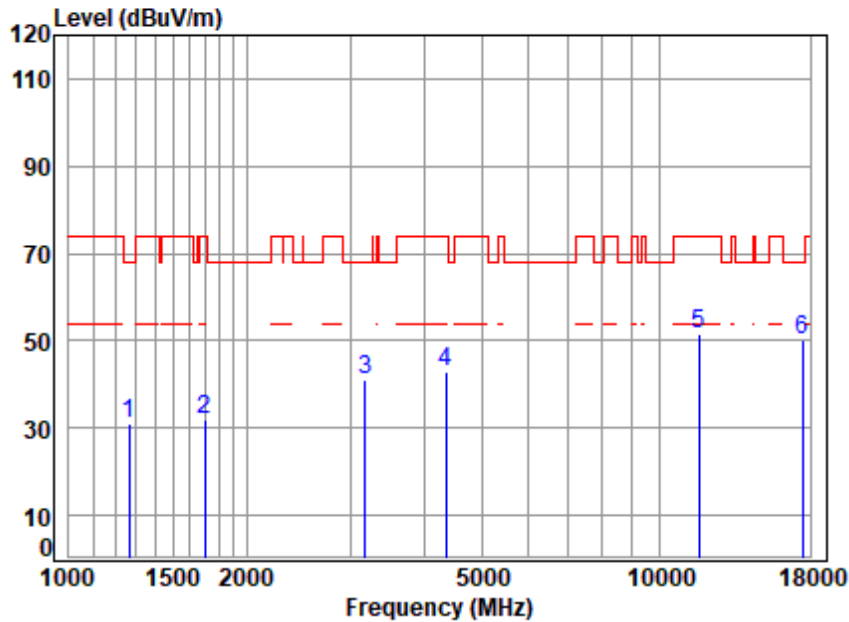


Site : chamber  
Condition: 3m VERTICAL  
Job No : 00043AT\00044AT  
Mode : 5785 TX RSE  
Note : 5G WIFI 11N20

	Freq	Cable Loss	Ant Factor	Preamp Factor	Read Level	Level	Limit Line	Over Limit	Remark
	MHz	dB	dB/m	dB	dBuV	dBuV/m	dBuV/m	dB	
1	1271.123	3.71	24.97	38.35	40.09	30.42	68.20	-37.78	peak
2	1556.169	4.14	26.98	38.40	39.23	31.95	74.00	-42.05	peak
3	3168.500	5.81	32.65	36.13	37.51	39.84	68.20	-28.36	peak
4	4392.376	7.05	34.74	35.80	36.22	42.21	74.00	-31.79	peak
5	11570.000	13.01	37.73	37.67	38.32	51.39	74.00	-22.61	peak
6	17355.000	14.77	43.26	37.56	30.09	50.56	68.20	-17.64	peak



Test Mode: 04; Polarity: Horizontal; Modulation:802.11n; Bandwidth:20MHz; Channel:High



Site : chamber  
Condition: 3m HORIZONTAL  
Job No : 00043AT\00044AT  
Mode : 5825 TX RSE  
Note : 5G WIFI 11N20

		Cable	Ant	Preamp	Read		Limit	Over	
	Freq	Loss	Factor	Factor	Level	Level	Line	Limit	Remark
	MHz	dB	dB/m	dB	dBuV	dBuV/m	dBuV/m	dB	
1	1267.454	3.70	25.00	38.35	40.52	30.87	68.20	-37.33	peak
2	1697.129	4.33	26.21	38.41	39.79	31.92	74.00	-42.08	peak
3	3177.672	5.82	32.72	36.13	38.50	40.91	68.20	-27.29	peak
4	4354.454	7.03	34.44	35.83	37.40	43.04	74.00	-30.96	peak
5	11650.000	13.03	37.80	37.65	38.37	51.55	74.00	-22.45	peak
6	17475.000	14.84	43.40	37.58	29.42	50.08	68.20	-18.12	peak



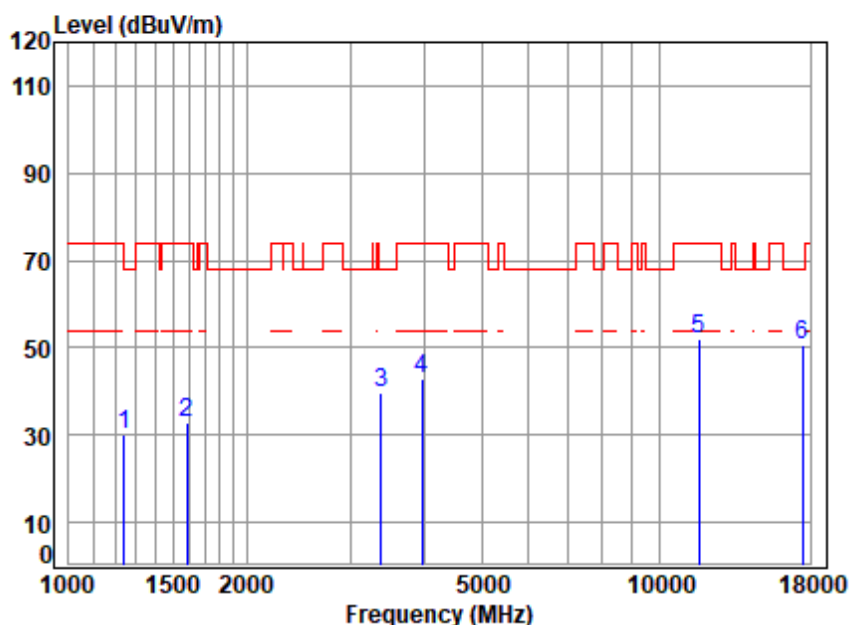
## SGS-CSTC Standards Technical Services Co., Ltd. Shenzhen Branch

SZEMC-TRF-01 Rev. A/1

Report No.: SZCR240100004303

Page: 143 of 476

Test Mode: 04; Polarity: Vertical; Modulation:802.11n; Bandwidth:20MHz; Channel:High



Site : chamber  
Condition: 3m VERTICAL  
Job No : 00043AT\00044AT  
Mode : 5825 TX RSE  
Note : 5G WIFI 11N20

	Freq	Cable Loss	Ant Factor	Preamp Factor	Read Level	Level	Limit	Over	Remark
	MHz	dB	dB/m	dB	dBuV	dBuV/m	dBuV/m	dB	
1	1242.068	3.66	24.99	38.35	39.81	30.11	68.20	-38.09	peak
2	1583.392	4.18	26.87	38.40	40.26	32.91	74.00	-41.09	peak
3	3376.523	6.07	32.26	36.12	37.57	39.78	68.20	-28.42	peak
4	3958.309	6.74	33.42	36.10	39.02	43.08	74.00	-30.92	peak
5	11650.000	13.03	37.80	37.65	38.65	51.83	74.00	-22.17	peak
6	17475.000	14.84	43.40	37.58	29.78	50.44	68.20	-17.76	peak



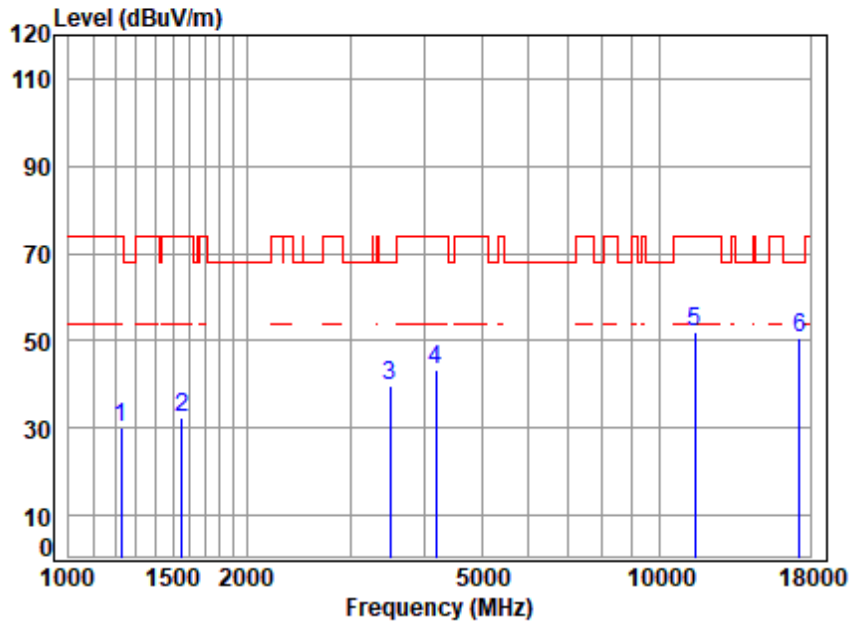
SGS-CSTC Standards Technical Services Co., Ltd.  
Shenzhen Branch Inspection & Testing Laboratory

Unless otherwise agreed in writing, this document is issued by the Company subject to its General Conditions of Service printed overleaf, available on request or accessible at <https://www.sgs.com/en/Terms-and-Conditions>. Attention is drawn to the limitation of liability, indemnification and jurisdiction issues defined therein. Any holder of this document is advised that information contained hereon reflects the Company's findings at the time of its intervention only and within the limits of Client's instructions, if any. The Company's sole responsibility is to its Client and this document does not exonerate parties to a transaction from exercising all their rights and obligations under the transaction documents. This document cannot be reproduced except in full, without prior written approval of the Company. Any unauthorized alteration, forgery or falsification of the content or appearance of this document is unlawful and offenders may be prosecuted to the fullest extent of the law. Unless otherwise stated the results shown in this test report refer only to the sample(s) tested and such sample(s) are retained for 30 days only.

Attention: To check the authenticity of testing /inspection report & certificate, please contact us at telephone: (86-755) 8307 1443, or email: [CN.Doccheck@sgs.com](mailto:CN.Doccheck@sgs.com)

No.1 Workshop, M-10, Middle Section, Science & Technology Park, Nanshan District, Shenzhen, Guangdong, China 518057 t (86-755) 26012053 f (86-755) 26710594 www.sgsgroup.com.cn  
中国·广东·深圳市南山区科技园中区M-10栋1号厂房 邮编: 518057 t (86-755) 26012053 f (86-755) 26710594 sgs.china@sgs.com

Test Mode: 04; Polarity: Horizontal; Modulation:802.11n; Bandwidth:40MHz; Channel:Low



Site : chamber  
Condition: 3m HORIZONTAL  
Job No : 00043AT\00044AT  
Mode : 5755 TX RSE  
Note : 5G WIFI 11N40

	Freq	Cable Loss	Ant Factor	Preamp Factor	Read Level	Level	Limit Line	Over Limit	Remark
	MHz	dB	dB/m	dB	dBuV	dBuV/m	dBuV/m	dB	
1	1227.791	3.63	24.79	38.34	40.03	30.11	74.00	-43.89	peak
2	1556.169	4.14	26.98	38.40	39.51	32.23	74.00	-41.77	peak
3	3495.691	6.22	31.62	36.12	37.90	39.62	68.20	-28.58	peak
4	4181.768	6.91	33.80	35.96	38.42	43.17	74.00	-30.83	peak
5	11510.000	13.00	37.79	37.69	38.97	52.07	74.00	-21.93	peak
6	17265.000	14.72	43.06	37.55	30.53	50.76	68.20	-17.44	peak





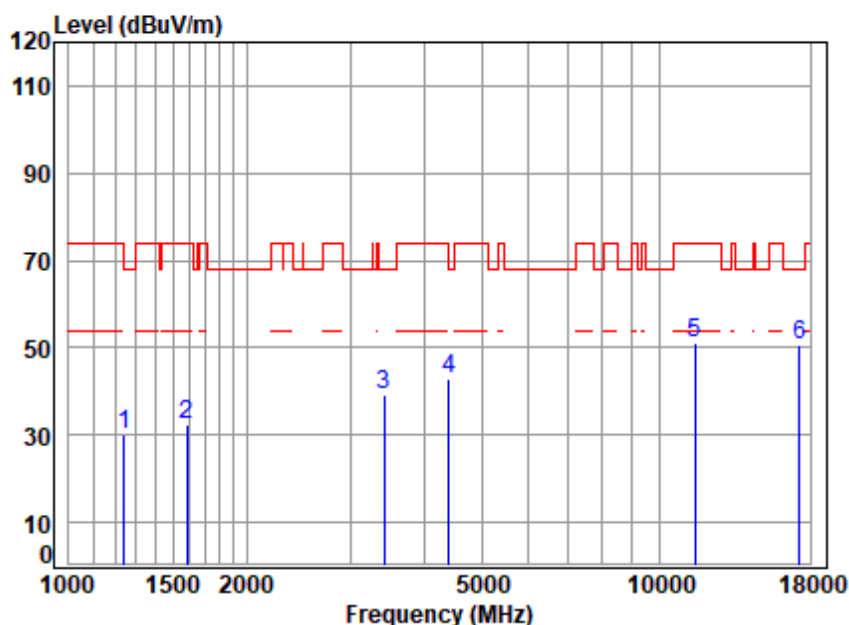
## SGS-CSTC Standards Technical Services Co., Ltd. Shenzhen Branch

SZEMC-TRF-01 Rev. A/1

Report No.: SZCR240100004303

Page: 145 of 476

Test Mode: 04; Polarity: Vertical; Modulation:802.11n; Bandwidth:40MHz; Channel:Low



Site : chamber  
Condition: 3m VERTICAL  
Job No : 00043AT\00044AT  
Mode : 5755 TX RSE  
Note : 5G WIFI 11N40

	Freq	Cable Loss	Ant Factor	Preamp Factor	Read Level	Level	Limit Line	Over Limit	Remark
	MHz	dB	dB/m	dB	dBuV	dBuV/m	dBuV/m	dB	
1	1242.068	3.66	24.99	38.35	39.98	30.28	68.20	-37.92	peak
2	1587.975	4.18	26.85	38.40	39.75	32.38	74.00	-41.62	peak
3	3415.787	6.12	32.21	36.12	37.14	39.35	68.20	-28.85	peak
4	4405.090	7.06	34.74	35.79	36.89	42.90	68.20	-25.30	peak
5	11510.000	13.00	37.79	37.69	38.11	51.21	74.00	-22.79	peak
6	17265.000	14.72	43.06	37.55	30.42	50.65	68.20	-17.55	peak



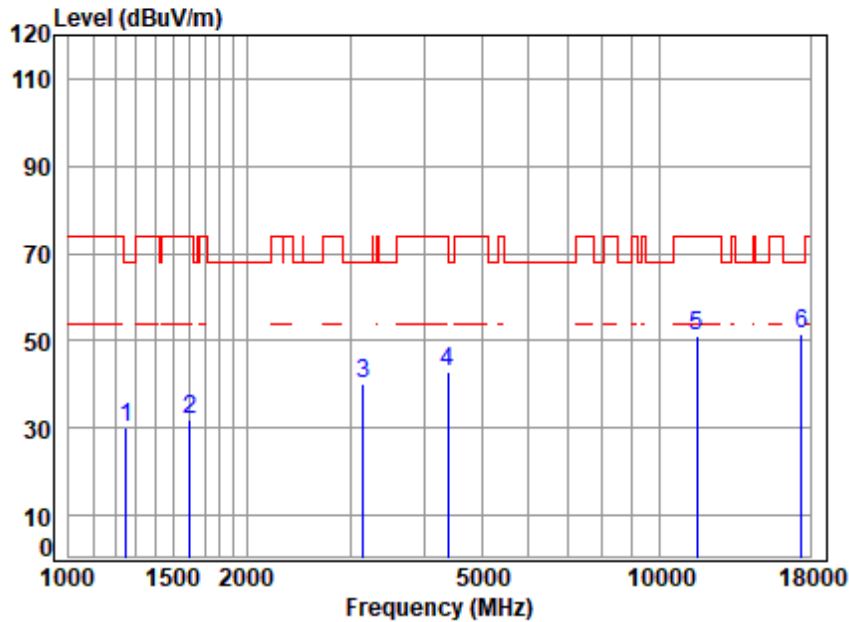
SGS-CSTC Standards Technical Services Co., Ltd.  
Shenzhen Branch Inspection & Testing Laboratory

Unless otherwise agreed in writing, this document is issued by the Company subject to its General Conditions of Service printed overleaf, available on request or accessible at <https://www.sgs.com/en/Terms-and-Conditions>. Attention is drawn to the limitation of liability, indemnification and jurisdiction issues defined therein. Any holder of this document is advised that information contained hereon reflects the Company's findings at the time of its intervention only and within the limits of Client's instructions, if any. The Company's sole responsibility is to its Client and this document does not exonerate parties to a transaction from exercising all their rights and obligations under the transaction documents. This document cannot be reproduced except in full, without prior written approval of the Company. Any unauthorized alteration, forgery or falsification of the content or appearance of this document is unlawful and offenders may be prosecuted to the fullest extent of the law. Unless otherwise stated the results shown in this test report refer only to the sample(s) tested and such sample(s) are retained for 30 days only.

Attention: To check the authenticity of testing /inspection report & certificate, please contact us at telephone: (86-755) 8307 1443, or email: [CN.Doccheck@sgs.com](mailto:CN.Doccheck@sgs.com)

No.1 Workshop, M-10, Middle Section, Science & Technology Park, Nanshan District, Shenzhen, Guangdong, China 518057 t (86-755) 26012053 f (86-755) 26710594 www.ssgroup.com.cn  
中国·广东·深圳市南山区科技园中区M-10栋1号厂房 邮编: 518057 t (86-755) 26012053 f (86-755) 26710594 sgs.china@sgs.com

Test Mode: 04; Polarity: Horizontal; Modulation:802.11n; Bandwidth:40MHz; Channel:High



Site : chamber  
Condition: 3m HORIZONTAL  
Job No : 00043AT\00044AT  
Mode : 5795 TX RSE  
Note : 5G WIFI 11N40

	Freq	Cable Loss	Ant Factor	Preamp Factor	Read Level	Level	Limit Line	Over Limit	Remark
	MHz	dB	dB/m	dB	dBuV	dBuV/m	dBuV/m	dB	
1	1249.269	3.67	25.09	38.35	39.52	29.93	68.20	-38.27	peak
2	1601.804	4.20	26.78	38.40	39.28	31.86	74.00	-42.14	peak
3	3150.237	5.78	32.50	36.13	37.87	40.02	68.20	-28.18	peak
4	4392.376	7.05	34.74	35.80	36.70	42.69	74.00	-31.31	peak
5	11590.000	13.01	37.71	37.67	38.04	51.09	74.00	-22.91	peak
6	q17385.000	14.79	43.35	37.57	30.97	51.54	68.20	-16.66	peak



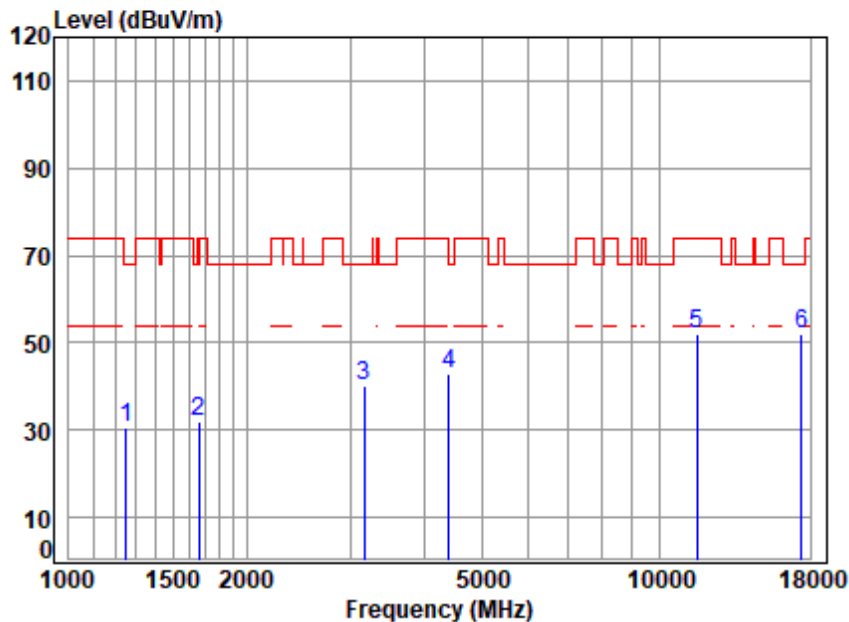
## SGS-CSTC Standards Technical Services Co., Ltd. Shenzhen Branch

SZEMC-TRF-01 Rev. A/1

Report No.: SZCR240100004303

Page: 147 of 476

Test Mode: 04; Polarity: Vertical; Modulation:802.11n; Bandwidth:40MHz; Channel:High



Site : chamber  
Condition: 3m VERTICAL  
Job No : 00043AT\00044AT  
Mode : 5795 TX RSE  
Note : 5G WIFI 11N40

	Freq	Cable Loss	Ant Factor	Preamp Factor	Read Level	Level	Limit Line	Over Limit	Remark
	MHz	dB	dB/m	dB	dBuV	dBuV/m	dBuV/m	dB	
1	1252.885	3.67	25.08	38.35	40.05	30.45	68.20	-37.75	peak
2	1663.137	4.28	26.27	38.41	39.66	31.80	74.00	-42.20	peak
3	3168.500	5.81	32.65	36.13	37.75	40.08	68.20	-28.12	peak
4	4405.090	7.06	34.74	35.79	36.86	42.87	68.20	-25.33	peak
5	11590.000	13.01	37.71	37.67	39.09	52.14	74.00	-21.86	peak
6	17385.000	14.79	43.35	37.57	31.28	51.85	68.20	-16.35	peak



SGS-CSTC Standards Technical Services Co., Ltd.  
Shenzhen Branch Inspection & Testing Laboratory

Unless otherwise agreed in writing, this document is issued by the Company subject to its General Conditions of Service printed overleaf, available on request or accessible at <https://www.sgs.com/en/Terms-and-Conditions>. Attention is drawn to the limitation of liability, indemnification and jurisdiction issues defined therein. Any holder of this document is advised that information contained hereon reflects the Company's findings at the time of its intervention only and within the limits of Client's instructions, if any. The Company's sole responsibility is to its Client and this document does not exonerate parties to a transaction from exercising all their rights and obligations under the transaction documents. This document cannot be reproduced except in full, without prior written approval of the Company. Any unauthorized alteration, forgery or falsification of the content or appearance of this document is unlawful and offenders may be prosecuted to the fullest extent of the law. Unless otherwise stated the results shown in this test report refer only to the sample(s) tested and such sample(s) are retained for 30 days only.

Attention: To check the authenticity of testing /inspection report & certificate, please contact us at telephone: (86-755) 8307 1443, or email: [CN.Doccheck@sgs.com](mailto:CN.Doccheck@sgs.com)

No.1 Workshop, M-10, Middle Section, Science & Technology Park, Nanshan District, Shenzhen, Guangdong, China 518057 t (86-755) 26012053 f (86-755) 26710594 www.sgs.com.cn  
中国·广东·深圳市南山区科技园中区M-10栋1号厂房 邮编: 518057 t (86-755) 26012053 f (86-755) 26710594 sgs.china@sgs.com

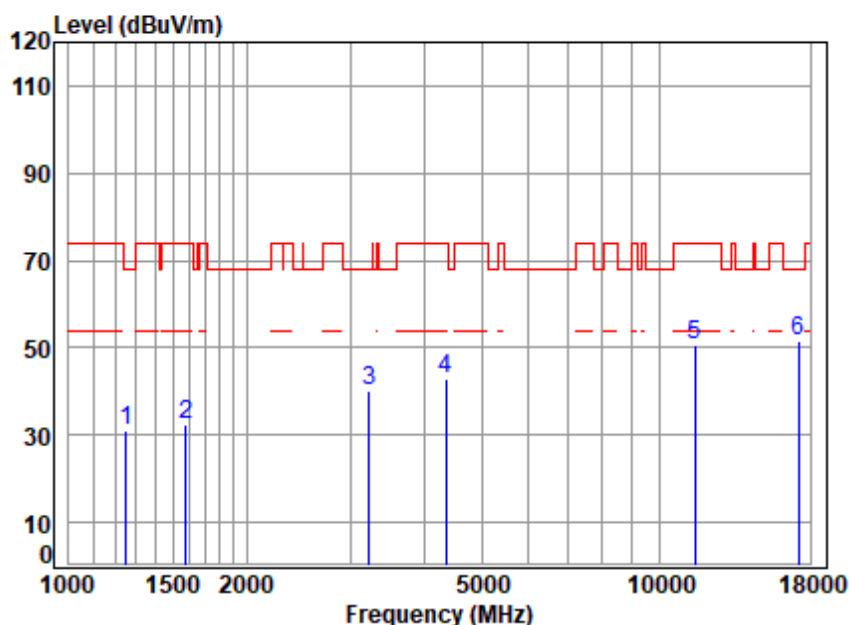
## SGS-CSTC Standards Technical Services Co., Ltd. Shenzhen Branch

SZEMC-TRF-01 Rev. A/1

Report No.: SZCR240100004303

Page: 148 of 476

Test Mode: 04; Polarity: Horizontal; Modulation:802.11ac; Bandwidth:20MHz; Channel:Low



Site : chamber  
Condition: 3m HORIZONTAL  
Job No : 00043AT\00044AT  
Mode : 5745 TX RSE  
Note : 5G WIFI 11AC20

		Cable	Ant	Preamp	Read		Limit	Over	
	Freq	Loss	Factor	Factor	Level	Level	Line	Limit	Remark
	MHz	dB	dB/m	dB	dBuV	dBuV/m	dBuV/m	dB	
1	1249.269	3.67	25.09	38.35	40.39	30.80	68.20	-37.40	peak
2	1578.822	4.17	26.88	38.40	39.84	32.49	74.00	-41.51	peak
3	3223.928	5.88	32.52	36.13	37.99	40.26	68.20	-27.94	peak
4	4354.454	7.03	34.44	35.83	37.29	42.93	74.00	-31.07	peak
5	11490.000	13.00	37.79	37.69	37.59	50.69	74.00	-23.31	peak
6	17235.000	14.70	43.03	37.55	31.17	51.35	68.20	-16.85	peak



SGS-CSTC Standards Technical Services Co., Ltd.  
Shenzhen Branch Inspection & Testing Laboratory

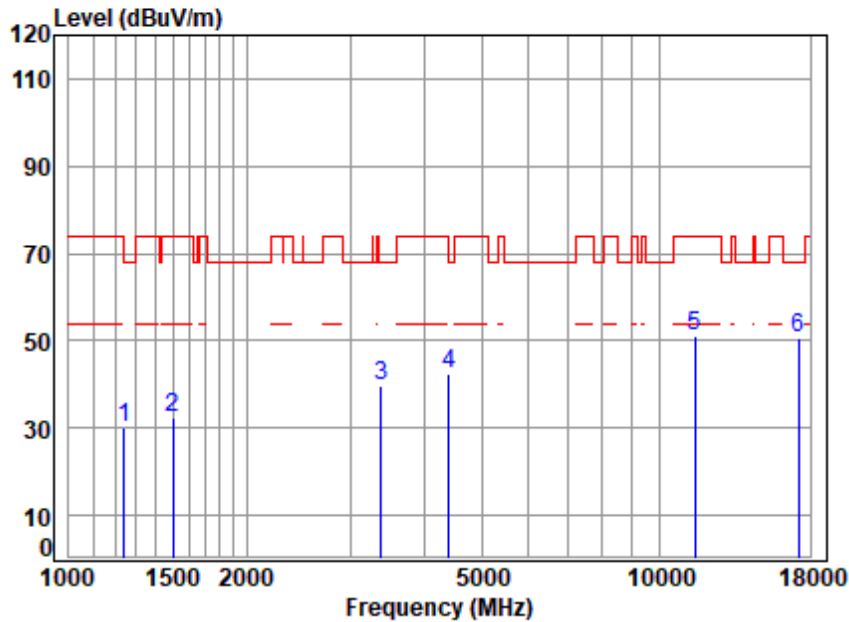
Unless otherwise agreed in writing, this document is issued by the Company subject to its General Conditions of Service printed overleaf, available on request or accessible at <https://www.sgs.com/en/Terms-and-Conditions>. Attention is drawn to the limitation of liability, indemnification and jurisdiction issues defined therein. Any holder of this document is advised that information contained hereon reflects the Company's findings at the time of its intervention only and within the limits of Client's instructions, if any. The Company's sole responsibility is to its Client and this document does not exonerate parties to a transaction from exercising all their rights and obligations under the transaction documents. This document cannot be reproduced except in full, without prior written approval of the Company. Any unauthorized alteration, forgery or falsification of the content or appearance of this document is unlawful and offenders may be prosecuted to the fullest extent of the law. Unless otherwise stated the results shown in this test report refer only to the sample(s) tested and such sample(s) are retained for 30 days only.

Attention: To check the authenticity of testing /inspection report & certificate, please contact us at telephone: (86-755) 8307 1443, or email: [CN.Doccheck@sgs.com](mailto:CN.Doccheck@sgs.com)

No.1 Workshop, M-10, Middle Section, Science & Technology Park, Nanshan District, Shenzhen, Guangdong, China 518057 t (86-755) 26012053 f (86-755) 26710594 www.sgs.com.cn  
中国·广东·深圳市南山区科技园中区M-10栋1号厂房 邮编: 518057 t (86-755) 26012053 f (86-755) 26710594 sgs.china@sgs.com



Test Mode: 04; Polarity: Vertical; Modulation:802.11ac; Bandwidth:20MHz; Channel:Low

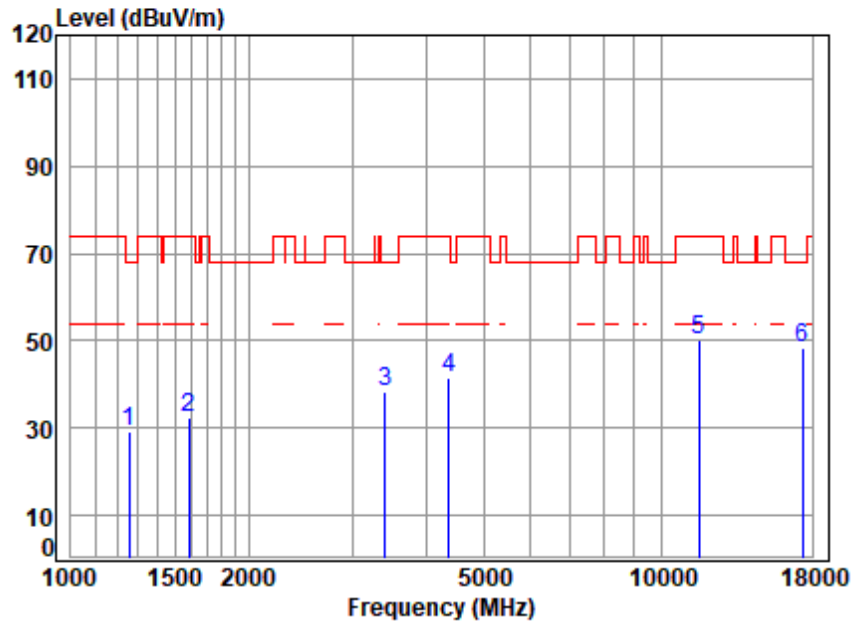


Site : chamber  
Condition: 3m VERTICAL  
Job No : 00043AT\00044AT  
Mode : 5745 TX RSE  
Note : 5G WIFI 11AC20

		Cable	Ant	Preamp	Read		Limit	Over	
	Freq	Loss	Factor	Factor	Level	Level	Line	Limit	Remark
	MHz	dB	dB/m	dB	dBuV	dBuV/m	dBuV/m	dB	
1	1242.068	3.66	24.99	38.35	39.74	30.04	68.20	-38.16	peak
2	1498.781	4.06	26.77	38.39	39.89	32.33	74.00	-41.67	peak
3	3386.297	6.09	32.32	36.12	37.61	39.90	68.20	-28.30	peak
4	4405.090	7.06	34.74	35.79	36.61	42.62	68.20	-25.58	peak
5	11490.000	13.00	37.79	37.69	37.81	50.91	74.00	-23.09	peak
6	q17235.000	14.70	43.03	37.55	30.47	50.65	68.20	-17.55	peak



Test Mode: 04; Polarity: Horizontal; Modulation:802.11ac; Bandwidth:20MHz; Channel:middle

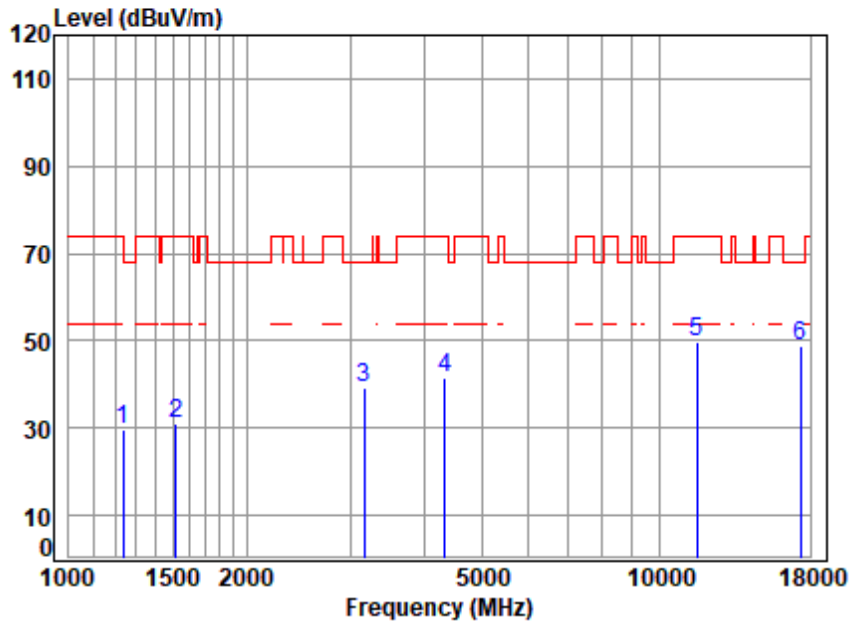


Site : chamber  
Condition: 3m HORIZONTAL  
Job No : 00043AT\00044AT  
Mode : 5785 TX RSE  
Note : 5G WIFI 11AC20

		Cable	Ant	Preamp	Read		Limit	Over	
	Freq	Loss	Factor	Factor	Level	Level	Line	Limit	Remark
	MHz	dB	dB/m	dB	dBuV	dBuV/m	dBuV/m	dB	
1	1256.512	3.68	25.06	38.35	39.04	29.43	68.20	-38.77	peak
2	1583.392	4.18	26.87	38.40	39.68	32.33	74.00	-41.67	peak
3	3405.929	6.11	32.33	36.12	36.18	38.50	68.20	-29.70	peak
4	4367.058	7.04	34.54	35.82	35.79	41.55	74.00	-32.45	peak
5	11570.000	13.01	37.73	37.67	37.11	50.18	74.00	-23.82	peak
6	q17355.000	14.77	43.26	37.56	27.77	48.24	68.20	-19.96	peak



Test Mode: 04; Polarity: Vertical; Modulation:802.11ac; Bandwidth:20MHz; Channel:middle

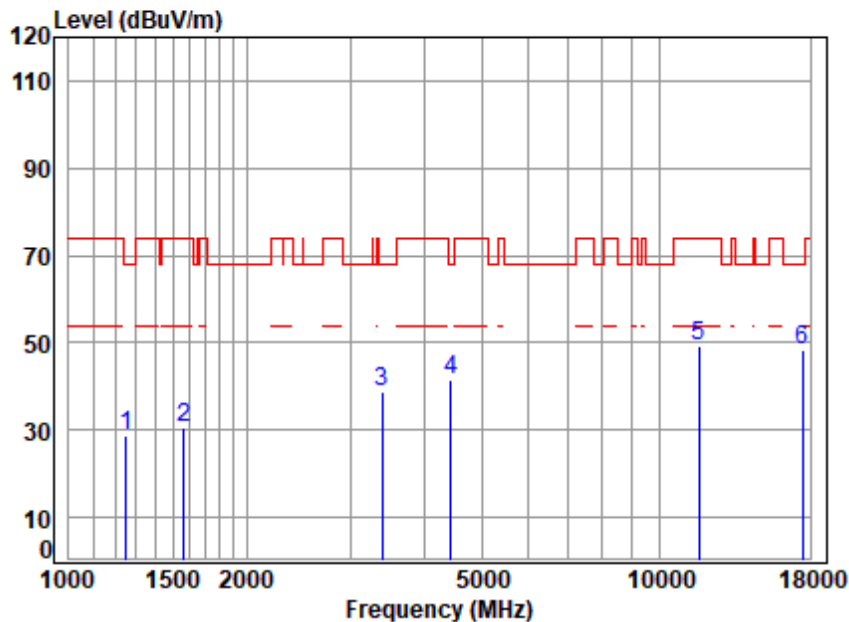


Site : chamber  
 Condition: 3m VERTICAL  
 Job No : 00043AT\00044AT  
 Mode : 5785 TX RSE  
 Note : 5G WIFI 11AC20

	Freq	Cable Loss	Ant Factor	Preamp Factor	Read Level	Level	Limit Line	Over Limit	Remark
	MHz	dB	dB/m	dB	dBuV	dBuV/m	dBuV/m	dB	
1	1238.483	3.65	24.94	38.35	39.23	29.47	74.00	-44.53	peak
2	1516.210	4.08	26.86	38.39	38.33	30.88	74.00	-43.12	peak
3	3159.355	5.80	32.57	36.13	37.12	39.36	68.20	-28.84	peak
4	4341.886	7.02	34.34	35.84	35.96	41.48	74.00	-32.52	peak
5	11570.000	13.01	37.73	37.67	36.76	49.83	74.00	-24.17	peak
6	17355.000	14.77	43.26	37.56	28.36	48.83	68.20	-19.37	peak



Test Mode: 04; Polarity: Horizontal; Modulation:802.11ac; Bandwidth:20MHz; Channel:High



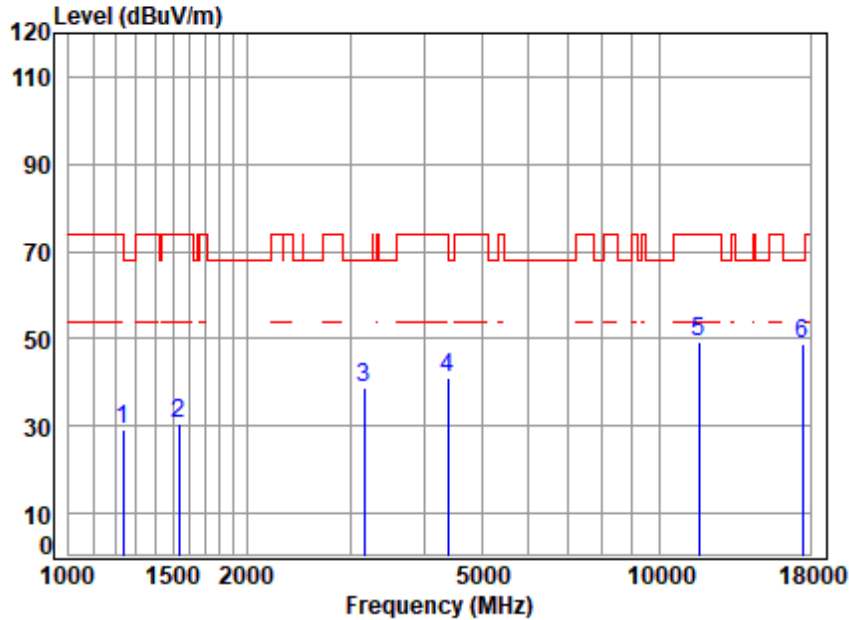
Site : chamber  
 Condition: 3m HORIZONTAL  
 Job No : 00043AT\00044AT  
 Mode : 5825 TX RSE  
 Note : 5G WIFI 11AC20

	Freq	Cable Loss	Ant Factor	Preamp Factor	Read Level	Level	Limit Line	Over Limit	Remark
	MHz	dB	dB/m	dB	dBuV	dBuV/m	dBuV/m	dB	
1	1252.885	3.67	25.08	38.35	38.51	28.91	68.20	-39.29	peak
2	1569.721	4.16	26.92	38.40	37.90	30.58	74.00	-43.42	peak
3	3396.098	6.10	32.38	36.12	36.32	38.68	68.20	-29.52	peak
4	4443.453	7.09	34.28	35.77	36.02	41.62	68.20	-26.58	peak
5	11650.000	13.03	37.80	37.65	36.17	49.35	74.00	-24.65	peak
6	17475.000	14.84	43.40	37.58	27.75	48.41	68.20	-19.79	peak





Test Mode: 04; Polarity: Vertical; Modulation:802.11ac; Bandwidth:20MHz; Channel:High

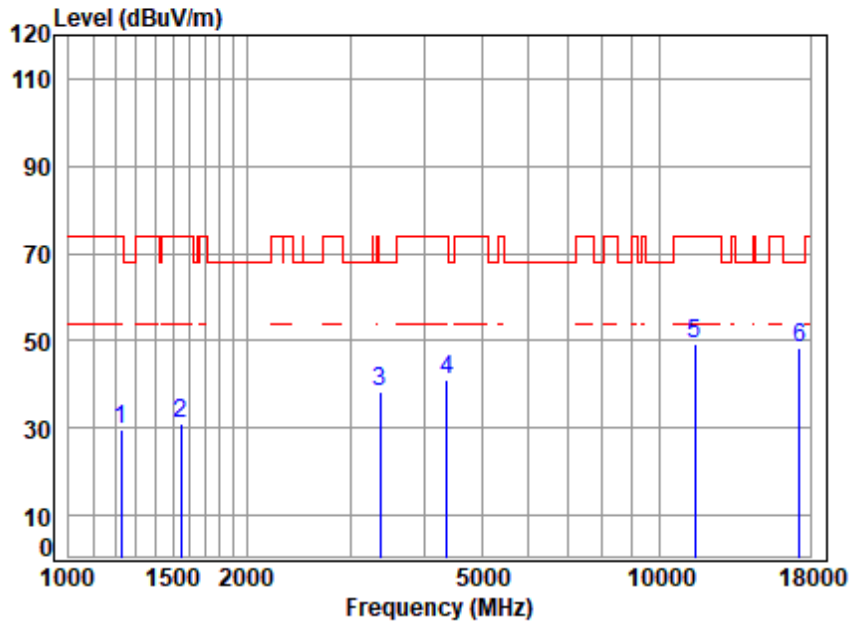


Site : chamber  
Condition: 3m VERTICAL  
Job No : 00043AT\00044AT  
Mode : 5825 TX RSE  
Note : 5G WIFI 11AC20

	Freq	Cable Loss	Ant Factor	Preamp Factor	Read Level	Level	Limit Line	Over Limit	Remark
	MHz	dB	dB/m	dB	dBuV	dBuV/m	dBuV/m	dB	
1	1238.483	3.65	24.94	38.35	39.04	29.28	74.00	-44.72	peak
2	1538.281	4.12	26.95	38.39	37.95	30.63	74.00	-43.37	peak
3	3159.355	5.80	32.57	36.13	36.55	38.79	68.20	-29.41	peak
4	4379.699	7.04	34.64	35.81	35.24	41.11	74.00	-32.89	peak
5	11650.000	13.03	37.80	37.65	36.06	49.24	74.00	-24.76	peak
6	17475.000	14.84	43.40	37.58	27.97	48.63	68.20	-19.57	peak



Test Mode: 04; Polarity: Horizontal; Modulation:802.11ac; Bandwidth:40MHz; Channel:Low

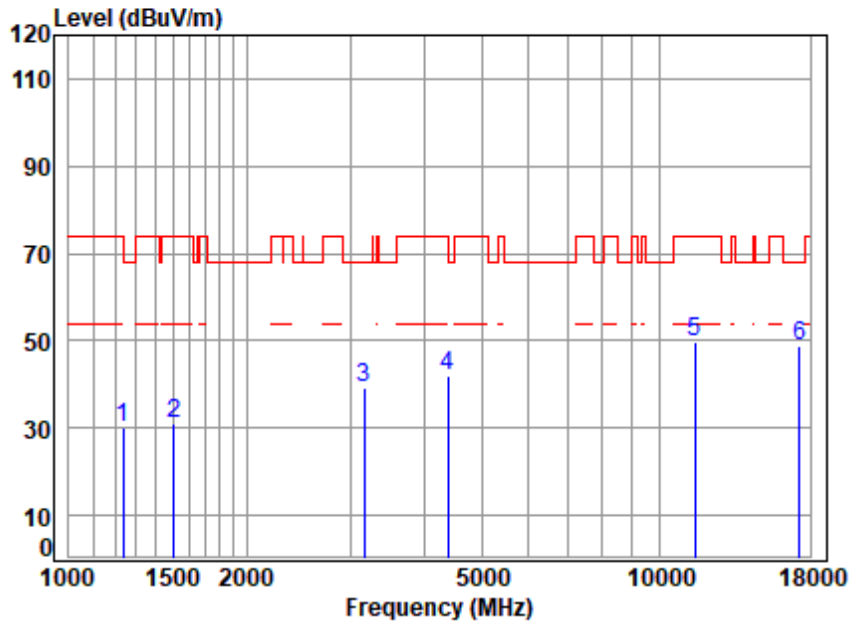


Site : chamber  
Condition: 3m HORIZONTAL  
Job No : 00043AT\00044AT  
Mode : 5755 TX RSE  
Note : 5G WIFI 11AC40

	Freq	Cable Loss	Ant Factor	Preamp Factor	Read Level	Level	Limit Line	Over Limit	Remark
	MHz	dB	dB/m	dB	dBuV	dBuV/m	dBuV/m	dB	
1	1227.791	3.63	24.79	38.34	39.37	29.45	74.00	-44.55	peak
2	1547.199	4.13	26.99	38.39	38.10	30.83	74.00	-43.17	peak
3	3366.778	6.06	32.20	36.12	36.12	38.26	68.20	-29.94	peak
4	4367.058	7.04	34.54	35.82	35.16	40.92	74.00	-33.08	peak
5	11510.000	13.00	37.79	37.69	36.31	49.41	74.00	-24.59	peak
6	17265.000	14.72	43.06	37.55	28.20	48.43	68.20	-19.77	peak



Test Mode: 04; Polarity: Vertical; Modulation:802.11ac; Bandwidth:40MHz; Channel:Low

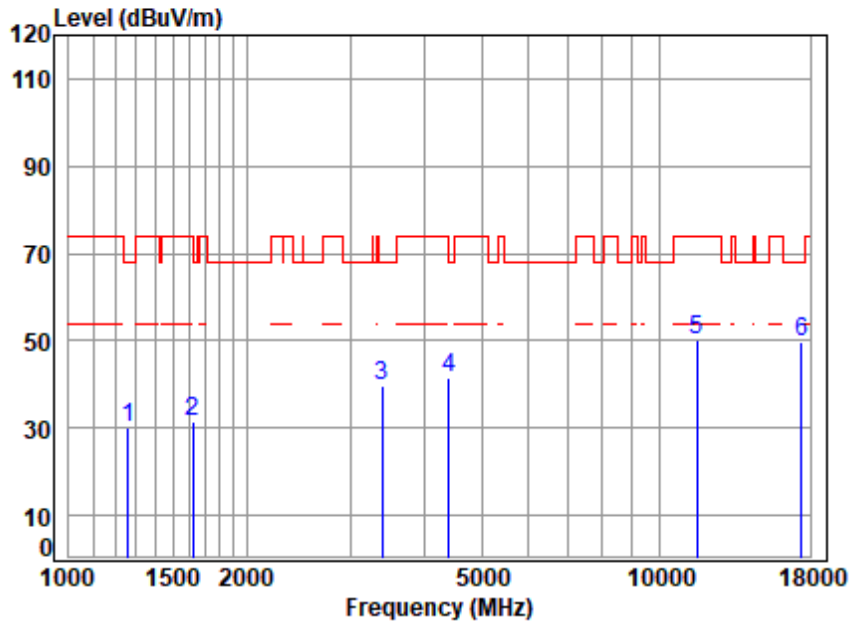


Site : chamber  
 Condition: 3m VERTICAL  
 Job No : 00043AT\00044AT  
 Mode : 5755 TX RSE  
 Note : 5G WIFI 11AC40

	Freq	Cable Loss	Ant Factor	Preamp Factor	Read Level	Level	Limit Line	Over Limit	Remark
	MHz	dB	dB/m	dB	dBuV	dBuV/m	dBuV/m	dB	
1	1238.483	3.65	24.94	38.35	39.77	30.01	74.00	-43.99	peak
2	1507.470	4.07	26.83	38.39	38.69	31.20	74.00	-42.80	peak
3	3159.355	5.80	32.57	36.13	37.13	39.37	68.20	-28.83	peak
4	4392.376	7.05	34.74	35.80	36.16	42.15	74.00	-31.85	peak
5	11510.000	13.00	37.79	37.69	36.65	49.75	74.00	-24.25	peak
6	17265.000	14.72	43.06	37.55	28.79	49.02	68.20	-19.18	peak



Test Mode: 04; Polarity: Horizontal; Modulation:802.11ac; Bandwidth:40MHz; Channel:High



Site : chamber  
 Condition: 3m HORIZONTAL  
 Job No : 00043AT\00044AT  
 Mode : 5795 TX RSE  
 Note : 5G WIFI 11AC40

	Freq	Cable Loss	Ant Factor	Preamp Factor	Read Level	Level	Limit Line	Over Limit	Remark
	MHz	dB	dB/m	dB	dBuV	dBuV/m	dBuV/m	dB	
1	1260.149	3.69	25.04	38.35	39.86	30.24	68.20	-37.96	peak
2	1620.431	4.23	26.60	38.40	39.12	31.55	74.00	-42.45	peak
3	3396.098	6.10	32.38	36.12	37.56	39.92	68.20	-28.28	peak
4	4405.090	7.06	34.74	35.79	35.66	41.67	68.20	-26.53	peak
5	11590.000	13.01	37.71	37.67	37.04	50.09	74.00	-23.91	peak
6	17385.000	14.79	43.35	37.57	29.28	49.85	68.20	-18.35	peak





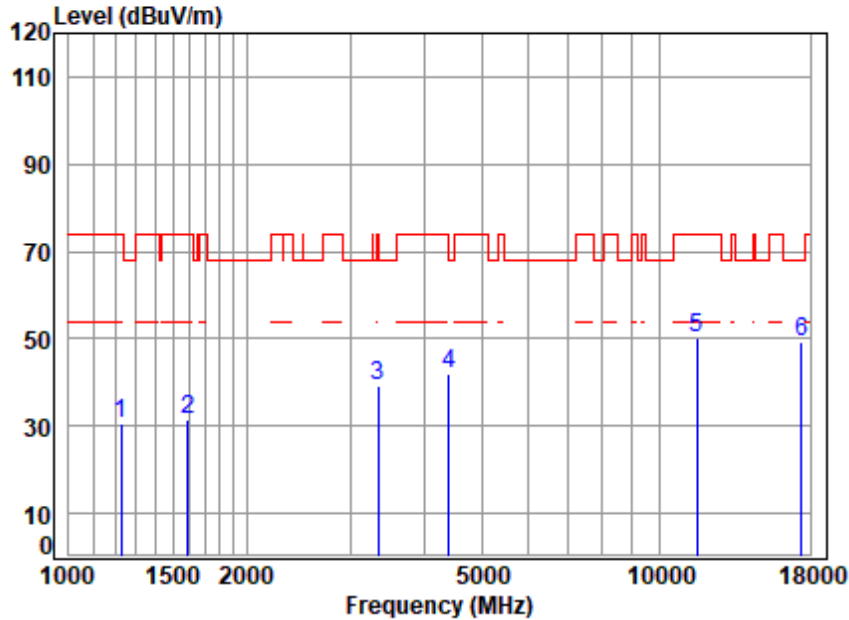
## SGS-CSTC Standards Technical Services Co., Ltd. Shenzhen Branch

SZEMC-TRF-01 Rev. A/1

Report No.: SZCR240100004303

Page: 157 of 476

Test Mode: 04; Polarity: Vertical; Modulation:802.11ac; Bandwidth:40MHz; Channel:High



Site : chamber  
Condition: 3m VERTICAL  
Job No : 00043AT\00044AT  
Mode : 5795 TX RSE  
Note : 5G WIFI 11AC40

	Freq	Cable Loss	Ant Factor	Preamp Factor	Read Level	Level	Limit Line	Over Limit	Remark
	MHz	dB	dB/m	dB	dBuV	dBuV/m	dBuV/m	dB	
1	1227.791	3.63	24.79	38.34	40.45	30.53	74.00	-43.47	peak
2	1592.571	4.19	26.83	38.40	38.73	31.35	74.00	-42.65	peak
3	3337.710	6.02	31.88	36.13	37.46	39.23	74.00	-34.77	peak
4	4405.090	7.06	34.74	35.79	36.13	42.14	68.20	-26.06	peak
5	11590.000	13.01	37.71	37.67	37.31	50.36	74.00	-23.64	peak
6	17385.000	14.79	43.35	37.57	28.68	49.25	68.20	-18.95	peak



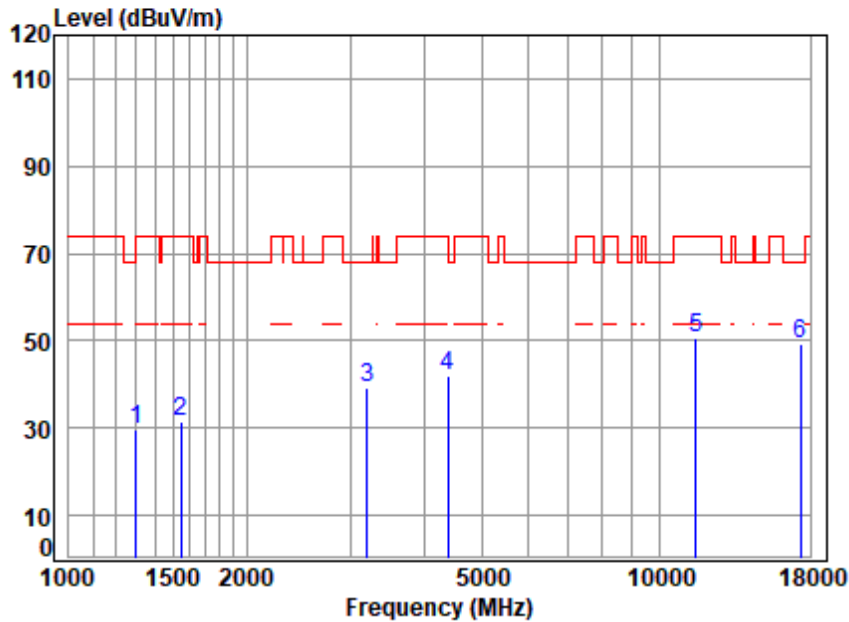
SGS-CSTC Standards Technical Services Co., Ltd.  
Shenzhen Branch Inspection and Testing Laboratory

Unless otherwise agreed in writing, this document is issued by the Company subject to its General Conditions of Service printed overleaf, available on request or accessible at <https://www.sgs.com/en/Terms-and-Conditions>. Attention is drawn to the limitation of liability, indemnification and jurisdiction issues defined therein. Any holder of this document is advised that information contained hereon reflects the Company's findings at the time of its intervention only and within the limits of Client's instructions, if any. The Company's sole responsibility is to its Client and this document does not exonerate parties to a transaction from exercising all their rights and obligations under the transaction documents. This document cannot be reproduced except in full, without prior written approval of the Company. Any unauthorized alteration, forgery or falsification of the content or appearance of this document is unlawful and offenders may be prosecuted to the fullest extent of the law. Unless otherwise stated the results shown in this test report refer only to the sample(s) tested and such sample(s) are retained for 30 days only.

Attention: To check the authenticity of testing /inspection report & certificate, please contact us at telephone: (86-755) 8307 1443, or email: [CN.Doccheck@sgs.com](mailto:CN.Doccheck@sgs.com)

No.1 Workshop, M-10, Middle Section, Science & Technology Park, Nanshan District, Shenzhen, Guangdong, China 518057 t (86-755) 26012053 f (86-755) 26710594 www.sgsgroup.com.cn  
中国·广东·深圳市南山区科技园中区M-10栋1号厂房 邮编: 518057 t (86-755) 26012053 f (86-755) 26710594 sgs.china@sgs.com

Test Mode: 04; Polarity: Horizontal; Modulation:802.11ac; Bandwidth:80MHz; Channel:middle

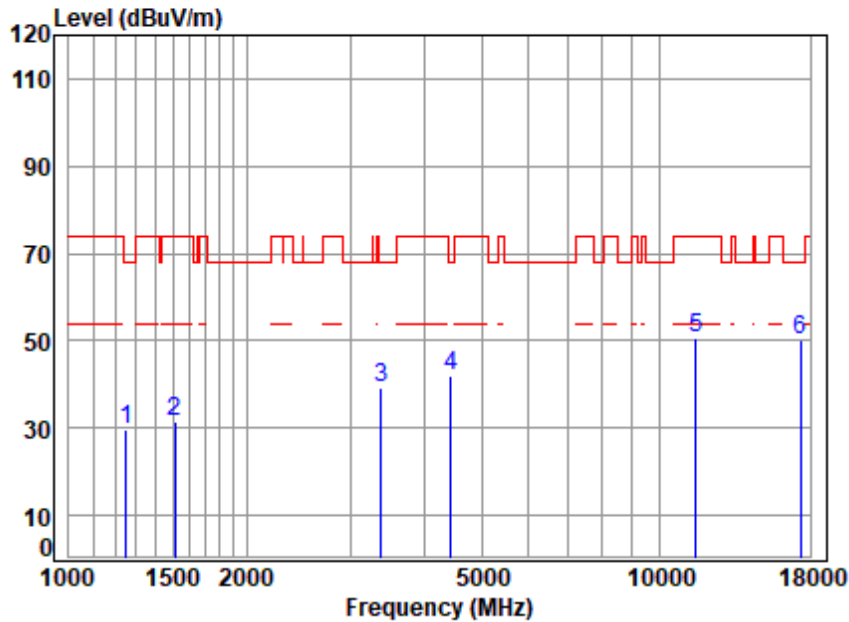


Site : chamber  
Condition: 3m HORIZONTAL  
Job No : 00043AT\00044AT  
Mode : 5775 TX RSE  
Note : 5G WIFI 11AC80

	Freq	Cable Loss	Ant Factor	Preamp Factor	Read Level	Level	Limit	Over	Remark
	MHz	dB	dB/m	dB	dBuV	dBuV/m	dBuV/m	dB	
1	1300.858	3.76	24.79	38.36	39.58	29.77	74.00	-44.23	peak
2	1547.199	4.13	26.99	38.39	38.67	31.40	74.00	-42.60	peak
3	3196.094	5.84	32.87	36.13	36.84	39.42	68.20	-28.78	peak
4	4379.699	7.04	34.64	35.81	36.15	42.02	74.00	-31.98	peak
5	11550.000	13.01	37.75	37.68	37.38	50.46	74.00	-23.54	peak
6	q17325.000	14.76	43.17	37.56	28.94	49.31	68.20	-18.89	peak



Test Mode: 04; Polarity: Vertical; Modulation:802.11ac; Bandwidth:80MHz; Channel:middle



Site : chamber  
 Condition: 3m VERTICAL  
 Job No : 00043AT\00044AT  
 Mode : 5775 TX RSE  
 Note : 5G WIFI 11AC80

	Freq	Cable Loss	Ant Factor	Preamp Factor	Read Level	Level	Limit Line	Over Limit	Remark
	MHz	dB	dB/m	dB	dBuV	dBuV/m	dBuV/m	dB	
1	1249.269	3.67	25.09	38.35	39.10	29.51	68.20	-38.69	peak
2	1511.833	4.08	26.85	38.39	38.80	31.34	74.00	-42.66	peak
3	3386.297	6.09	32.32	36.12	37.05	39.34	68.20	-28.86	peak
4	4430.628	7.08	34.43	35.77	36.36	42.10	68.20	-26.10	peak
5	11550.000	13.01	37.75	37.68	37.76	50.84	74.00	-23.16	peak
6	17325.000	14.76	43.17	37.56	29.80	50.17	68.20	-18.03	peak



### 7.10 Radiated Emissions which fall in the restricted bands

Test Requirement 47 CFR Part 15, Subpart C 15.209 & Subpart E 15.407(b)

Test Method: KDB 789033 D02 II G

Measurement Distance: 3m

Limit:

Frequency(MHz)	Field strength(microvolts/meter)	Measurement distance(meters)
0.009-0.490	2400/F(kHz)	300
0.490-1.705	24000/F(kHz)	30
1.705-30.0	30	30
30-88	100	3
88-216	150	3
216-960	200	3
Above 960	500	3

\*(1) For transmitters operating in the 5.15-5.25 GHz band: All emissions outside of the 5.15-5.35 GHz band shall not exceed an e.i.r.p. of -27 dBm/MHz.

(2) For transmitters operating in the 5.25-5.35 GHz band: All emissions outside of the 5.15-5.35 GHz band shall not exceed an e.i.r.p. of -27 dBm/MHz.

(3) For transmitters operating in the 5.47-5.725 GHz band: All emissions outside of the 5.47-5.725 GHz band shall not exceed an e.i.r.p. of -27 dBm/MHz.

(4) For transmitters operating in the 5.725-5.85 GHz band:

(i) All emissions shall be limited to a level of -27 dBm/MHz at 75 MHz or more above or below the band edge increasing linearly to 10 dBm/MHz at 25 MHz above or below the band edge, and from 25 MHz above or below the band edge increasing linearly to a level of 15.6 dBm/MHz at 5 MHz above or below the band edge, and from 5 MHz above or below the band edge increasing linearly to a level of 27 dBm/MHz at the band edge.

Remark: The emission limits shown in the above table are based on measurements employing a CISPR quasi-peak detector except for the frequency bands 9-90kHz, 110-490kHz and above 1000 MHz. Radiated emission limits in these three bands are based on measurements employing an average detector, the peak field strength of any emission shall not exceed the maximum permitted average limits specified above by more than 20 dB under any condition of modulation.





### 7.10.1 E.U.T. Operation

Operating Environment:

Temperature: 17.8 °C

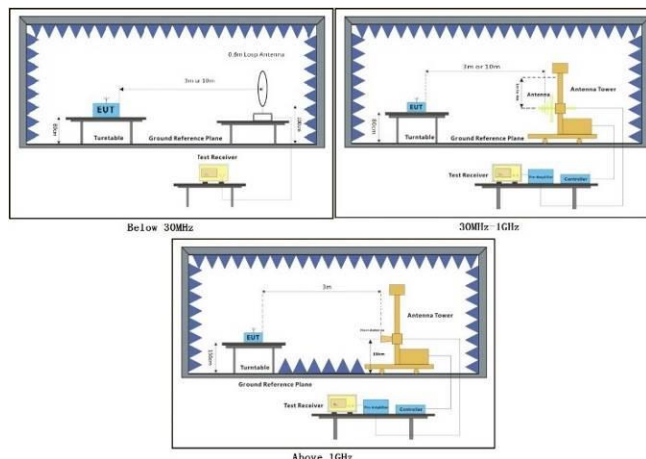
Humidity: 35.3 % RH

Atmospheric Pressure: 1020 mbar

### 7.10.2 Test Mode Description

Pre-scan / Final test	Mode Code	Description
Final test	01	TX mode (U-NII-1)_Keep the EUT in continuously transmitting mode with all modulation types. All data rates for each modulation type have been tested and found the data rate @ 6Mbps is the worst case of IEEE 802.11a; data rate @ MCS0 is the worst case of IEEE 802.11n/ac 20/40/80, Only the data of worst case is recorded in the report.
Final test	02	TX mode (U-NII-2A) _Keep the EUT in continuously transmitting mode with all modulation types. All data rates for each modulation type have been tested and found the data rate @ 6Mbps is the worst case of IEEE 802.11a; data rate @ MCS0 is the worst case of IEEE 802.11n/ac 20/40/80, Only the data of worst case is recorded in the report.
Final test	03	TX mode (U-NII-2C) _Keep the EUT in continuously transmitting mode with all modulation types. All data rates for each modulation type have been tested and found the data rate @ 6Mbps is the worst case of IEEE 802.11a; data rate @ MCS0 is the worst case of IEEE 802.11n/ac 20/40/80, Only the data of worst case is recorded in the report.
Final test	04	TX mode (U-NII-3) _Keep the EUT in continuously transmitting mode with all modulation types. All data rates for each modulation type have been tested and found the data rate @ 6Mbps is the worst case of IEEE 802.11a; data rate @ MCS0 is the worst case of IEEE 802.11n/ac 20/40/80, Only the data of worst case is recorded in the report.

### 7.10.3 Test Setup Diagram



Unless otherwise agreed in writing, this document is issued by the Company subject to its General Conditions of Service printed overleaf, available on request or accessible at <https://www.sgs.com/en/Terms-and-Conditions>. Attention is drawn to the limitation of liability, indemnification and jurisdiction issues defined therein. Any holder of this document is advised that information contained hereon reflects the Company's findings at the time of its intervention only and within the limits of Client's instructions, if any. The Company's sole responsibility is to its Client and this document does not exonerate parties to a transaction from exercising all their rights and obligations under the transaction documents. This document cannot be reproduced except in full, without prior written approval of the Company. Any unauthorized alteration, forgery or falsification of the content or appearance of this document is unlawful and offenders may be prosecuted to the fullest extent of the law. Unless otherwise stated the results shown in this test report refer only to the sample(s) tested and such sample(s) are retained for 30 days only.

Attention: To check the authenticity of testing /inspection report & certificate, please contact us at telephone: (86-755) 8307 1443, or email: [CN.Doccheck@sgs.com](mailto:CN.Doccheck@sgs.com)

SGS-CSTC Standards Technical Services Co., Ltd.  
Shenzhen Branch Testing & Calibration Laboratory

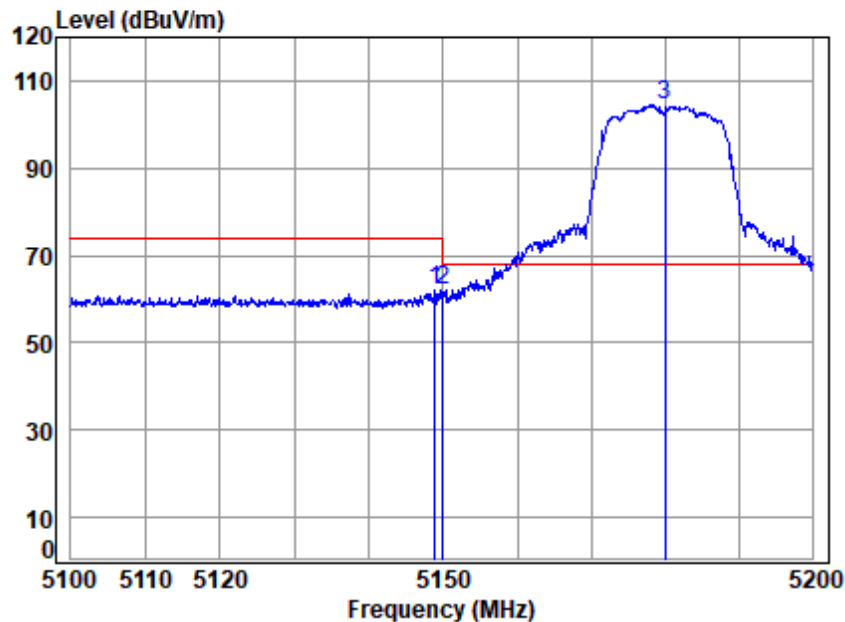
No.1 Workshop, M-10, Middle Section, Science & Technology Park, Nanshan District, Shenzhen, Guangdong, China 518057 t (86-755) 26012053 f (86-755) 26710594 www.sgsgroup.com.cn  
中国·广东·深圳市南山区科技园中区M-10栋1号厂房 邮编: 518057 t (86-755) 26012053 f (86-755) 26710594 sgs.china@sgs.com

## 7.10.4 Measurement Procedure and Data

- a. For below 1GHz, the EUT was placed on the top of a rotating table 0.8 meters above the ground at a 3 or 10 meter semi-anechoic chamber. The table was rotated 360 degrees to determine the position of the highest radiation.
  - b. For above 1GHz, the EUT was placed on the top of a rotating table 1.5 meters above the ground at a 3 meter fully-anechoic chamber. The table was rotated 360 degrees to determine the position of the highest radiation.
  - c. The EUT was set 3 or 10 meters away from the interference-receiving antenna, which was mounted on the top of a variable-height antenna tower.
  - d. The antenna height is varied from one meter to four meters above the ground to determine the maximum value of the field strength. Both horizontal and vertical polarizations of the antenna are set to make the measurement.
  - e. For each suspected emission, the EUT was arranged to its worst case and then the antenna was tuned to heights from 1 meter to 4 meters (for the test frequency of below 30MHz, the antenna was tuned to heights 1 meter) and the rotatable table was turned from 0 degrees to 360 degrees to find the maximum reading.
  - f. The test-receiver system was set to Peak Detect Function and Specified Bandwidth with Maximum Hold Mode.
  - g. If the emission level of the EUT in peak mode was 10dB lower than the limit specified, then testing could be stopped and the peak values of the EUT would be reported. Otherwise the emissions that did not have 10dB margin would be re-tested one by one using peak, quasi-peak or average method as specified and then reported in a data sheet.
  - h. Test the EUT in the lowest channel, the middle channel, the Highest channel.
  - i. The radiation measurements are performed in X, Y, Z axis positioning for Transmitting mode, and found the X axis positioning which it is the worst case.
  - j. Repeat above procedures until all frequencies measured was complete.
- Remark: Level= Read Level+ Cable Loss+ Antenna Factor- Preamp Factor



Test Mode: 01; Polarity: Horizontal; Modulation:802.11a; Bandwidth:20MHz; Channel:Low

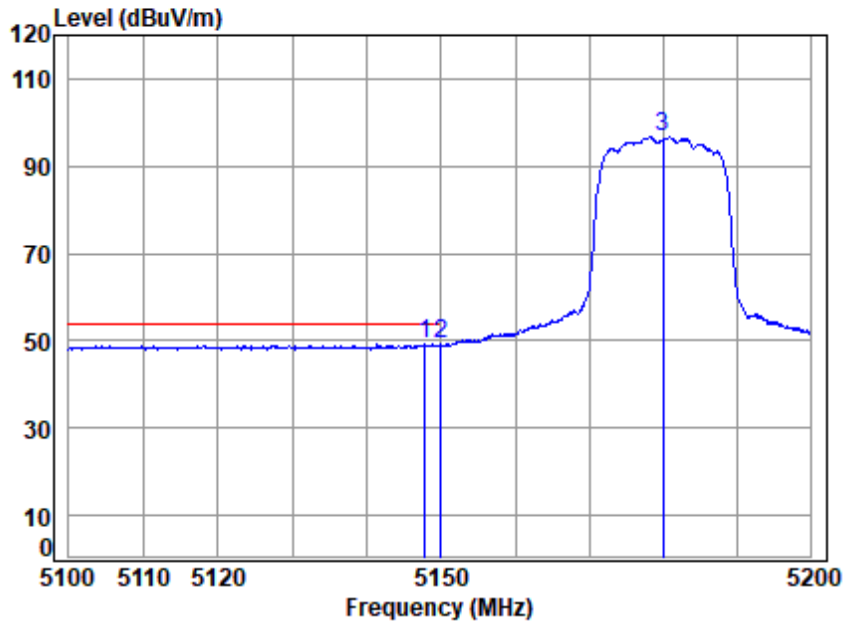


Site : chamber  
Condition: 3m HORIZONTAL  
Job No : 00043AT\00044AT  
Mode : 5180 Band edge  
: 5G WIFI 11A

		Cable	Ant	Preamp	Read	Limit	Over	
	Freq	Loss	Factor	Factor	Level	Level	Line	Limit Remark
	MHz	dB	dB/m	dB	dBuV	dBuV/m	dBuV/m	dB
1	5148.857	7.55	33.90	35.31	55.69	61.83	74.00	-12.17 peak
2	5149.980	7.55	33.90	35.31	55.86	62.00	74.00	-12.00 peak
3 p	5180.000	7.57	33.96	35.29	98.16	104.40	68.20	36.20 peak



Test Mode: 01; Polarity: Horizontal; Modulation:802.11a; Bandwidth:20MHz; Channel:Low



Site : chamber  
Condition: 3m HORIZONTAL  
Job No : 00043AT\00044AT  
Mode : 5180 Band edge  
: 5G WIFI 11A

		Cable	Ant	Preamp	Read	Limit	Over	
Freq	Loss	Factor	Factor	Level	Level	Line	Limit	Remark
MHz	dB	dB/m	dB	dBuV	dBuV/m	dBuV/m	dB	
1 q 5147.857	7.55	33.90	35.31	43.00	49.14	54.00	-4.86	Average
2 5149.980	7.55	33.90	35.31	42.97	49.11	54.00	-4.89	Average
3 5180.000	7.57	33.96	35.29	90.59	96.83	-----	-----	Average

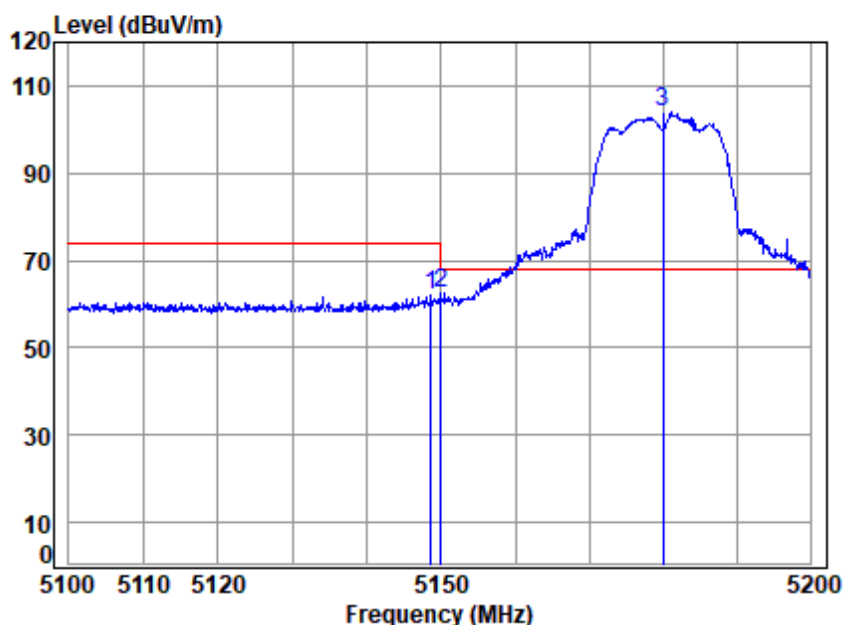


Unless otherwise agreed in writing, this document is issued by the Company subject to its General Conditions of Service printed overleaf, available on request or accessible at <https://www.sgs.com/en/Terms-and-Conditions>. Attention is drawn to the limitation of liability, indemnification and jurisdiction issues defined therein. Any holder of this document is advised that information contained hereon reflects the Company's findings at the time of its intervention only and within the limits of Client's instructions, if any. The Company's sole responsibility is to its Client and this document does not exonerate parties to a transaction from exercising all their rights and obligations under the transaction documents. This document cannot be reproduced except in full, without prior written approval of the Company. Any unauthorized alteration, forgery or falsification of the content or appearance of this document is unlawful and offenders may be prosecuted to the fullest extent of the law. Unless otherwise stated the results shown in this test report refer only to the sample(s) tested and such sample(s) are retained for 30 days only.

Attention: To check the authenticity of testing /inspection report & certificate, please contact us at telephone: (86-755) 8307 1443, or email: [CN.Doccheck@sgs.com](mailto:CN.Doccheck@sgs.com)



Test Mode: 01; Polarity: Vertical; Modulation:802.11a; Bandwidth:20MHz; Channel:Low

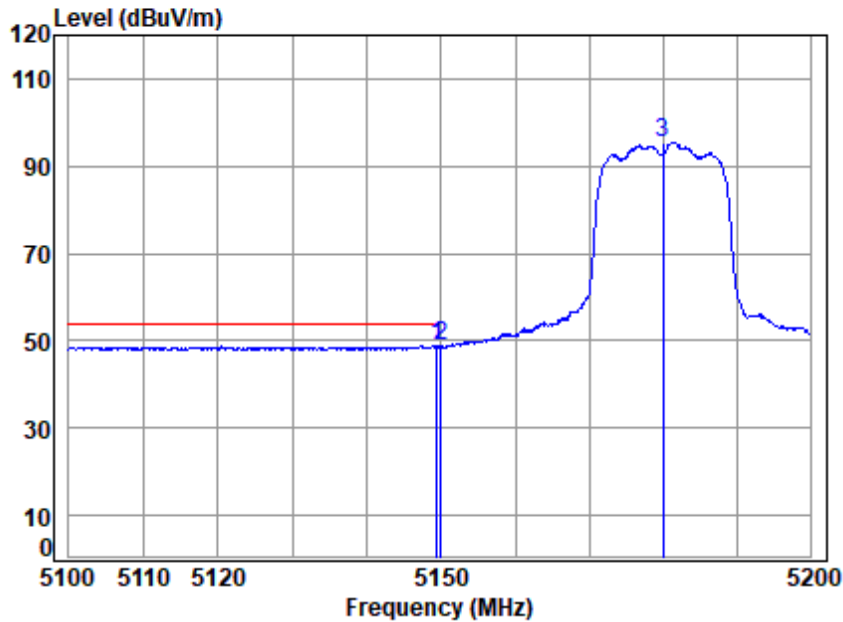


Site : chamber  
Condition: 3m VERTICAL  
Job No : 00043AT\00044AT  
Mode : 5180 Band edge  
: 5G WIFI 11A

		Cable	Ant	Preamp	Read		Limit	Over	
	Freq	Loss	Factor	Factor	Level	Level	Line	Limit	Remark
	MHz	dB	dB/m	dB	dBuV	dBuV/m	dBuV/m	dB	
1	5148.657	7.55	33.90	35.31	56.11	62.25	74.00	-11.75	Peak
2	5149.980	7.55	33.90	35.31	56.16	62.30	74.00	-11.70	Peak
3 p	5180.000	7.57	33.96	35.29	97.68	103.92	68.20	35.72	Peak



Test Mode: 01; Polarity: Vertical; Modulation:802.11a; Bandwidth:20MHz; Channel:Low

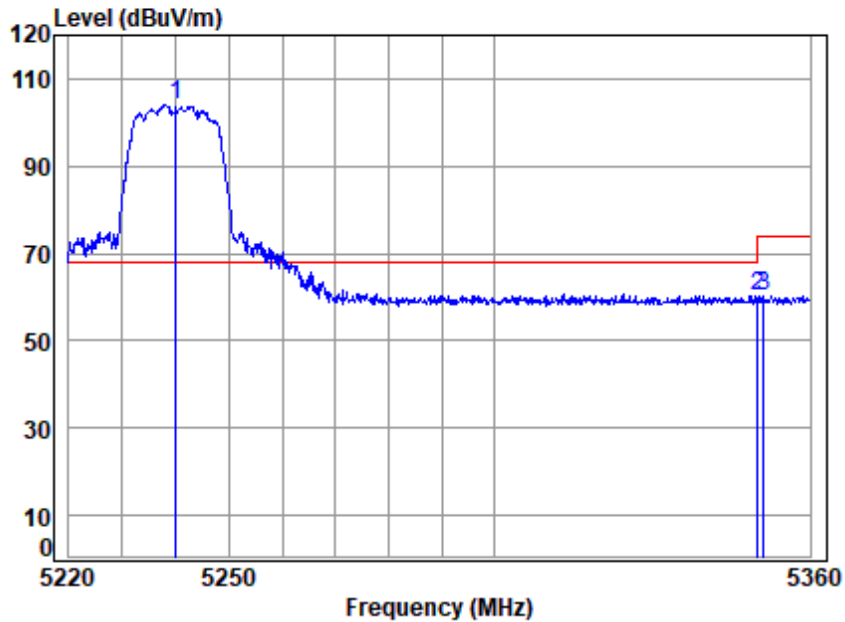


Site : chamber  
Condition: 3m VERTICAL  
Job No : 00043AT\00044AT  
Mode : 5180 Band edge  
: 5G WIFI 11A

		Cable	Ant	Preamp	Read	Limit	Over	
	Freq	Loss	Factor	Factor	Level	Level	Line	Limit Remark
	MHz	dB	dB/m	dB	dBuV	dBuV/m	dBuV/m	dB
1	5149.357	7.55	33.90	35.31	42.75	48.89	54.00	-5.11 Average
2 q	5149.980	7.55	33.90	35.31	42.82	48.96	54.00	-5.04 Average
3	5180.000	7.57	33.96	35.29	89.26	95.50	-----	----- Average



Test Mode: 01; Polarity: Horizontal; Modulation:802.11a; Bandwidth:20MHz; Channel:High



Site : chamber  
Condition: 3m HORIZONTAL  
Job No : 00043AT\00044AT  
Mode : 5240 Band edge  
: 5G WIFI 11A

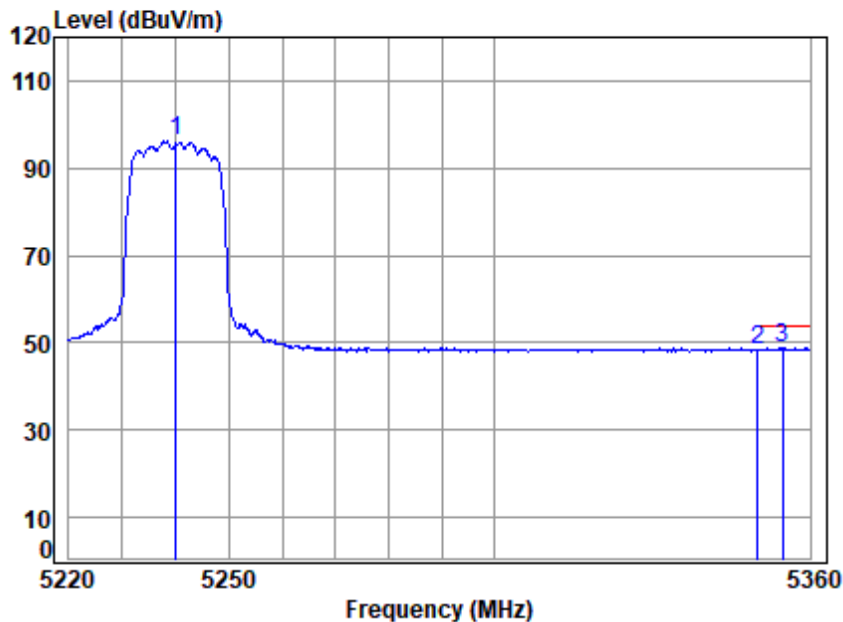
	Freq	Cable Loss	Ant Factor	Preamp Factor	Read Level	Level	Limit Line	Over Limit	Remark
	MHz	dB	dB/m	dB	dBuV	dBuV/m	dBuV/m	dB	
1 p	5240.000	7.62	34.08	35.26	97.65	104.09	68.20	35.89	peak
2	5350.020	7.70	34.40	35.21	53.46	60.35	74.00	-13.65	peak
3	5351.070	7.71	34.40	35.21	53.50	60.40	74.00	-13.60	peak



Unless otherwise agreed in writing, this document is issued by the Company subject to its General Conditions of Service printed overleaf, available on request or accessible at <https://www.sgs.com/en/Terms-and-Conditions>. Attention is drawn to the limitation of liability, indemnification and jurisdiction issues defined therein. Any holder of this document is advised that information contained hereon reflects the Company's findings at the time of its intervention only and within the limits of Client's instructions, if any. The Company's sole responsibility is to its Client and this document does not exonerate parties to a transaction from exercising all their rights and obligations under the transaction documents. This document cannot be reproduced except in full, without prior written approval of the Company. Any unauthorized alteration, forgery or falsification of the content or appearance of this document is unlawful and offenders may be prosecuted to the fullest extent of the law. Unless otherwise stated the results shown in this test report refer only to the sample(s) tested and such sample(s) are retained for 30 days only.

Attention: To check the authenticity of testing /inspection report & certificate, please contact us at telephone: (86-755) 8307 1443, or email: [CN.Doccheck@sgs.com](mailto:CN.Doccheck@sgs.com)

Test Mode: 01; Polarity: Horizontal; Modulation:802.11a; Bandwidth:20MHz; Channel:High



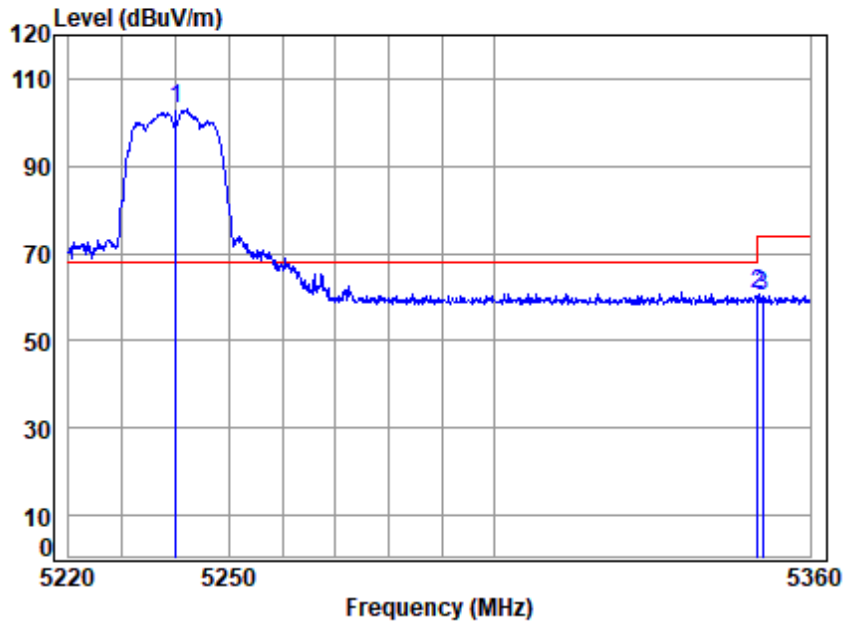
Site : chamber  
Condition: 3m HORIZONTAL  
Job No : 00043AT\00044AT  
Mode : 5240 Band edge  
: 5G WIFI 11A

		Cable	Ant	Preamp	Read	Limit	Over	
	Freq	Loss	Factor	Factor	Level	Level	Line	Limit Remark
	MHz	dB	dB/m	dB	dBuV	dBuV/m	dBuV/m	dB
1	5240.000	7.62	34.08	35.26	89.69	96.13	-----	----- Average
2	5350.020	7.70	34.40	35.21	41.61	48.50	54.00	-5.50 Average
3 q	5354.754	7.71	34.42	35.21	42.00	48.92	54.00	-5.08 Average





Test Mode: 01; Polarity: Vertical; Modulation:802.11a; Bandwidth:20MHz; Channel:High



Site : chamber  
 Condition: 3m VERTICAL  
 Job No : 00043AT\00044AT  
 Mode : 5240 Band edge  
 : 5G WIFI 11A

		Cable	Ant	Preamp	Read	Limit	Over	
Freq	Loss	Factor	Factor	Level	Level	Line	Limit	Remark
MHz	dB	dB/m	dB	dBuV	dBuV/m	dBuV/m	dB	
1 p 5240.000	7.62	34.08	35.26	96.49	102.93	68.20	34.73	Peak
2 5350.020	7.70	34.40	35.21	53.88	60.77	74.00	-13.23	Peak
3 5350.929	7.71	34.40	35.21	53.30	60.20	74.00	-13.80	Peak



Unless otherwise agreed in writing, this document is issued by the Company subject to its General Conditions of Service printed overleaf, available on request or accessible at <https://www.sgs.com/en/Terms-and-Conditions>. Attention is drawn to the limitation of liability, indemnification and jurisdiction issues defined therein. Any holder of this document is advised that information contained hereon reflects the Company's findings at the time of its intervention only and within the limits of Client's instructions, if any. The Company's sole responsibility is to its Client and this document does not exonerate parties to a transaction from exercising all their rights and obligations under the transaction documents. This document cannot be reproduced except in full, without prior written approval of the Company. Any unauthorized alteration, forgery or falsification of the content or appearance of this document is unlawful and offenders may be prosecuted to the fullest extent of the law. Unless otherwise stated the results shown in this test report refer only to the sample(s) tested and such sample(s) are retained for 30 days only.

Attention: To check the authenticity of testing /inspection report & certificate, please contact us at telephone: (86-755) 8307 1443, or email: [CN.Doccheck@sgs.com](mailto:CN.Doccheck@sgs.com)

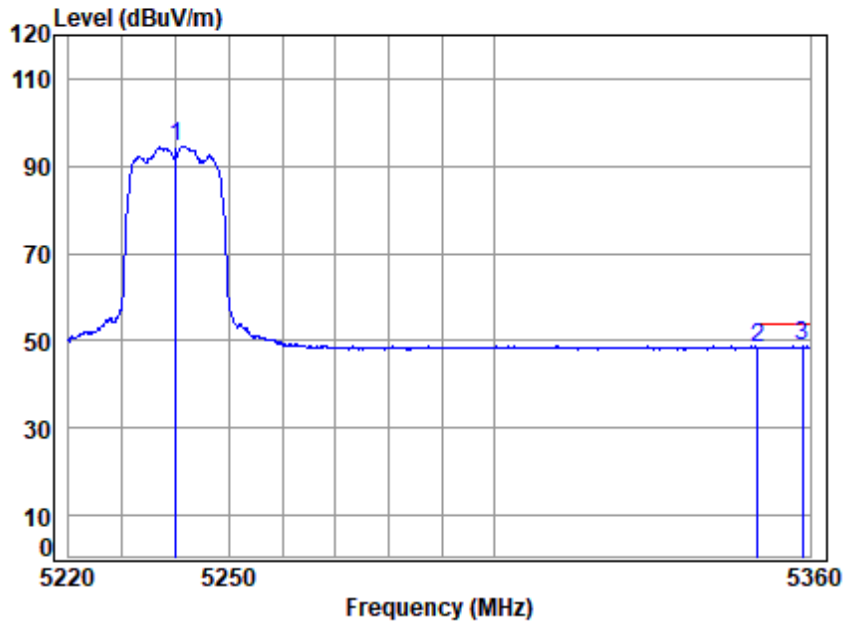
## SGS-CSTC Standards Technical Services Co., Ltd. Shenzhen Branch

SZEMC-TRF-01 Rev. A/1

Report No.: SZCR240100004303

Page: 170 of 476

Test Mode: 01; Polarity: Vertical; Modulation:802.11a; Bandwidth:20MHz; Channel:High



Site : chamber  
Condition: 3m VERTICAL  
Job No : 00043AT\00044AT  
Mode : 5240 Band edge  
: 5G WIFI 11A

		Cable	Ant	Preamp	Read	Limit	Over	
	Freq	Loss	Factor	Factor	Level	Level	Line	Limit Remark
	MHz	dB	dB/m	dB	dBuV	dBuV/m	dBuV/m	dB
1	5240.000	7.62	34.08	35.26	88.21	94.65	-----	----- Average
2	5350.020	7.70	34.40	35.21	41.62	48.51	54.00	-5.49 Average
3 q	5358.582	7.71	34.43	35.20	41.86	48.80	54.00	-5.20 Average



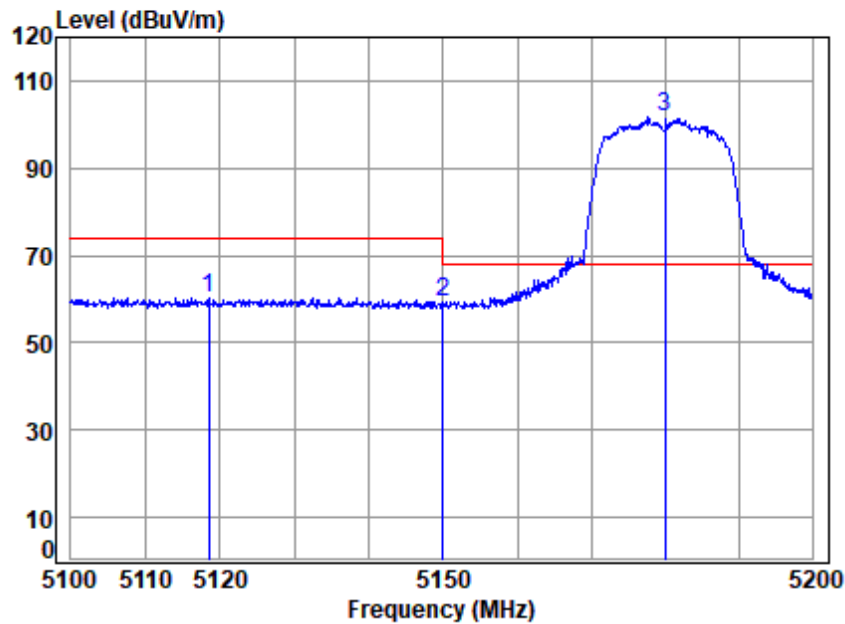
SGS-CSTC Standards Technical Services Co., Ltd.  
Shenzhen Branch

Unless otherwise agreed in writing, this document is issued by the Company subject to its General Conditions of Service printed overleaf, available on request or accessible at <https://www.sgs.com/en/Terms-and-Conditions>. Attention is drawn to the limitation of liability, indemnification and jurisdiction issues defined therein. Any holder of this document is advised that information contained hereon reflects the Company's findings at the time of its intervention only and within the limits of Client's instructions, if any. The Company's sole responsibility is to its Client and this document does not exonerate parties to a transaction from exercising all their rights and obligations under the transaction documents. This document cannot be reproduced except in full, without prior written approval of the Company. Any unauthorized alteration, forgery or falsification of the content or appearance of this document is unlawful and offenders may be prosecuted to the fullest extent of the law. Unless otherwise stated the results shown in this test report refer only to the sample(s) tested and such sample(s) are retained for 30 days only.

Attention: To check the authenticity of testing /inspection report & certificate, please contact us at telephone: (86-755) 8307 1443, or email: [CN.Doccheck@sgs.com](mailto:CN.Doccheck@sgs.com)

No.1 Workshop, M-10, Middle Section, Science & Technology Park, Nanshan District, Shenzhen, Guangdong, China 518057 t (86-755) 26012053 f (86-755) 26710594 www.sgsgroup.com.cn  
中国·广东·深圳市南山区科技园中区M-10栋1号厂房 邮编:518057 t (86-755) 26012053 f (86-755) 26710594 sgs.china@sgs.com

Test Mode: 01; Polarity: Horizontal; Modulation:802.11ac; Bandwidth:20MHz; Channel:Low

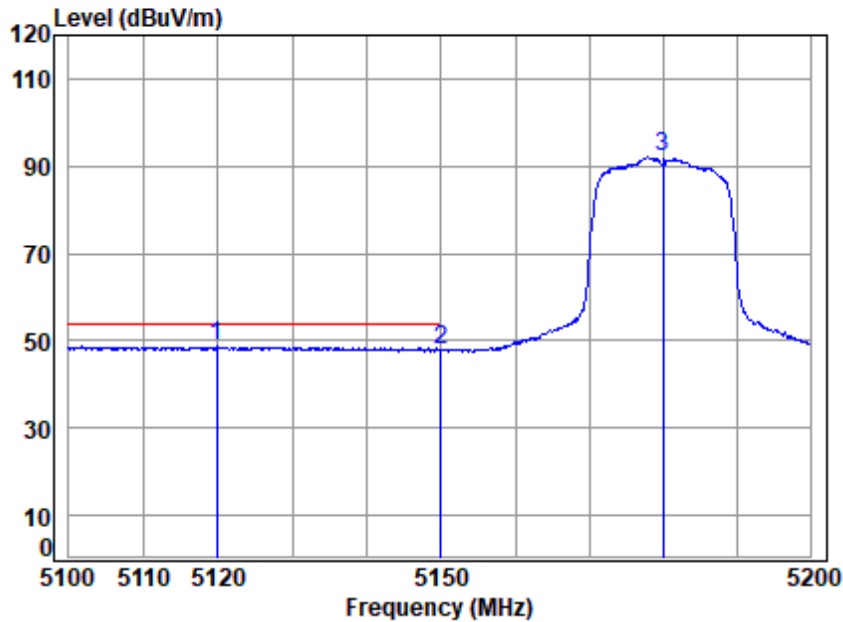


Site : chamber  
Condition: 3m HORIZONTAL  
Job No : 00043AT\00044AT  
Mode : 5180 Band edge  
: 5G WIFI 11AC20

		Cable	Ant	Preamp	Read		Limit	Over	
	Freq	Loss	Factor	Factor	Level	Level	Line	Limit	Remark
	MHz	dB	dB/m	dB	dBuV	dBuV/m	dBuV/m	dB	
1	5118.453	7.53	33.96	35.33	54.26	60.42	74.00	-13.58	peak
2	5149.980	7.55	33.90	35.31	53.01	59.15	74.00	-14.85	peak
3 p	5180.000	7.57	33.96	35.29	95.29	101.53	68.20	33.33	peak



Test Mode: 01; Polarity: Horizontal; Modulation:802.11ac; Bandwidth:20MHz; Channel:Low



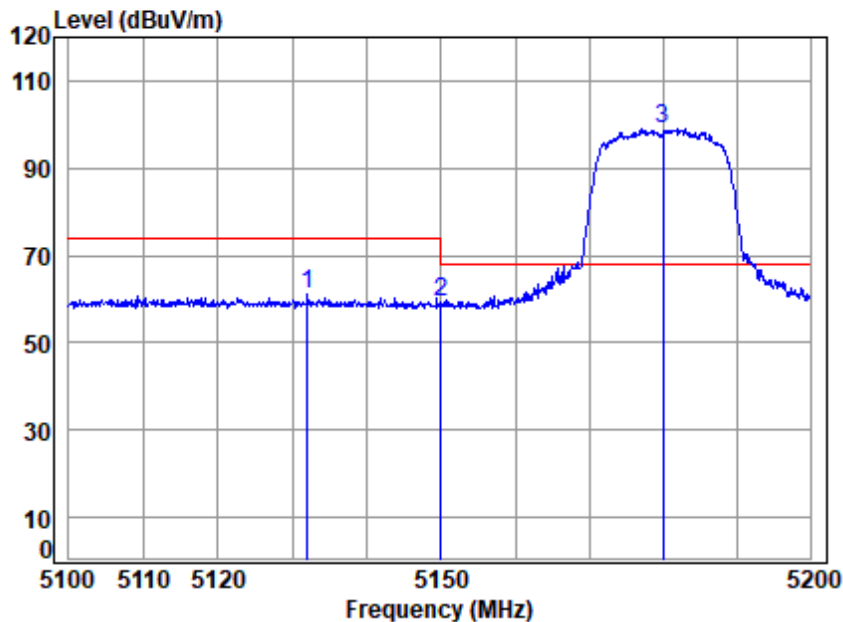
Site : chamber  
Condition: 3m HORIZONTAL  
Job No : 00043AT\00044AT  
Mode : 5180 Band edge  
: 5G WIFI 11AC20

		Cable	Ant	Preamp	Read	Limit	Over	
Freq	Loss	Factor	Factor	Level	Level	Line	Limit	Remark
MHz	dB	dB/m	dB	dBuV	dBuV/m	dBuV/m	dB	
1 q 5119.845	7.53	33.96	35.33	42.56	48.72	54.00	-5.28	Average
2 5149.980	7.55	33.90	35.31	41.88	48.02	54.00	-5.98	Average
3 5180.000	7.57	33.96	35.29	86.00	92.24	-----	-----	Average





Test Mode: 01; Polarity: Vertical; Modulation:802.11ac; Bandwidth:20MHz; Channel:Low

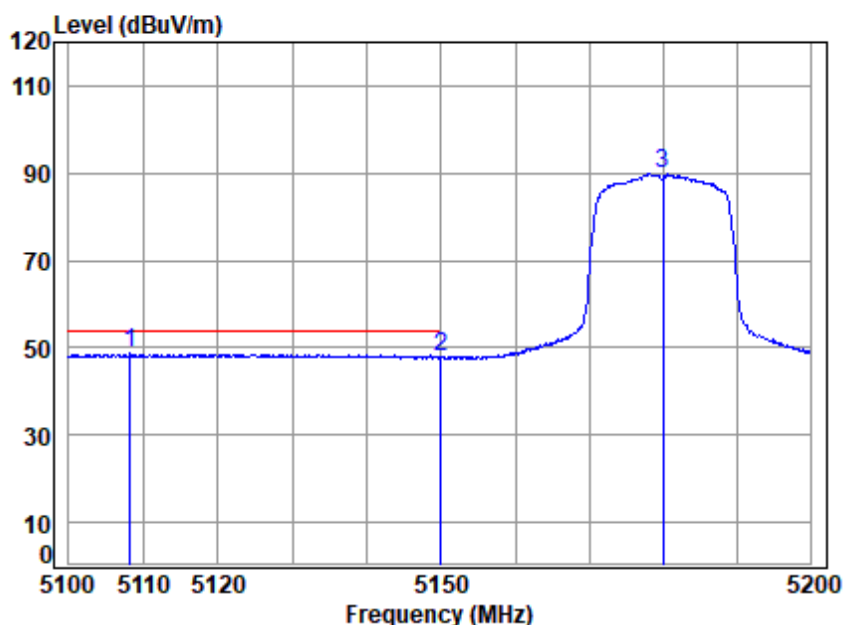


Site : chamber  
Condition: 3m VERTICAL  
Job No : 00043AT\00044AT  
Mode : 5180 Band edge  
: 5G WIFI 11AC20

		Cable	Ant	Preamp	Read		Limit	Over	
	Freq	Loss	Factor	Factor	Level	Level	Line	Limit	Remark
	MHz	dB	dB/m	dB	dBuV	dBuV/m	dBuV/m	dB	
1	5131.988	7.54	33.94	35.32	54.82	60.98	74.00	-13.02	Peak
2	5149.980	7.55	33.90	35.31	53.09	59.23	74.00	-14.77	Peak
3 p	5180.000	7.57	33.96	35.29	92.73	98.97	68.20	30.77	Peak



Test Mode: 01; Polarity: Vertical; Modulation:802.11ac; Bandwidth:20MHz; Channel:Low

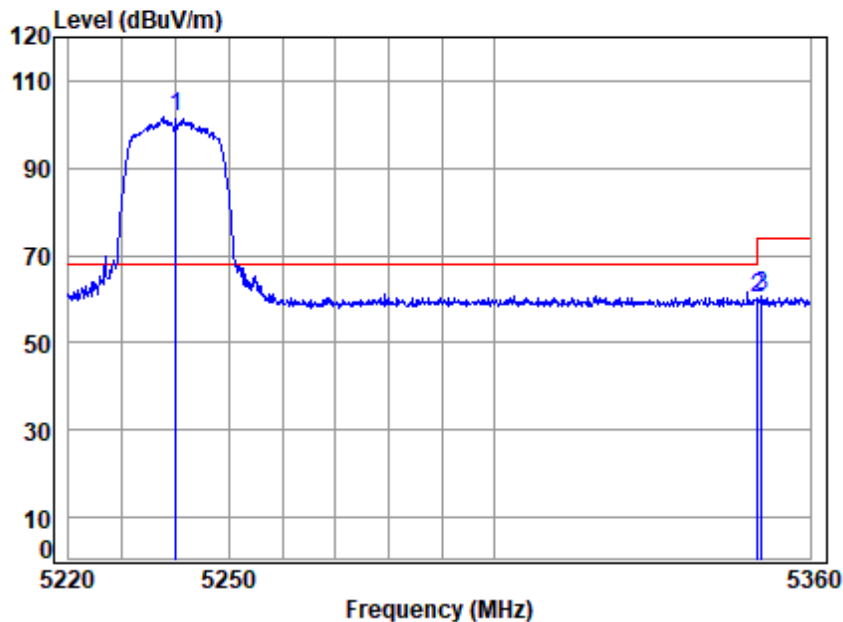


Site : chamber  
Condition: 3m VERTICAL  
Job No : 00043AT\00044AT  
Mode : 5180 Band edge  
: 5G WIFI 11AC20

		Cable	Ant	Preamp	Read	Limit	Over	
Freq		Loss	Factor	Factor	Level	Line	Limit	Remark
MHz		dB	dB/m	dB	dBuV	dBuV/m	dBuV/m	dB
1 q 5108.226		7.52	33.98	35.33	42.47	48.64	54.00	-5.36 Average
2 5149.980		7.55	33.90	35.31	41.98	48.12	54.00	-5.88 Average
3 5180.000		7.57	33.96	35.29	83.59	89.83	-----	----- Average



Test Mode: 01; Polarity: Horizontal; Modulation:802.11ac; Bandwidth:20MHz; Channel:High



Site : chamber  
Condition: 3m HORIZONTAL  
Job No : 00043AT\00044AT  
Mode : 5240 Band edge  
: 5G WIFI 11AC20

		Cable	Ant	Preamp	Read		Limit	Over	
Freq		Loss	Factor	Factor	Level	Level	Line	Limit	Remark
MHz		dB	dB/m	dB	dBuV	dBuV/m	dBuV/m	dB	
1 p	5240.000	7.62	34.08	35.26	95.09	101.53	68.20	33.33	peak
2	5350.020	7.70	34.40	35.21	53.25	60.14	74.00	-13.86	peak
3	5350.787	7.71	34.40	35.21	53.71	60.61	74.00	-13.39	peak



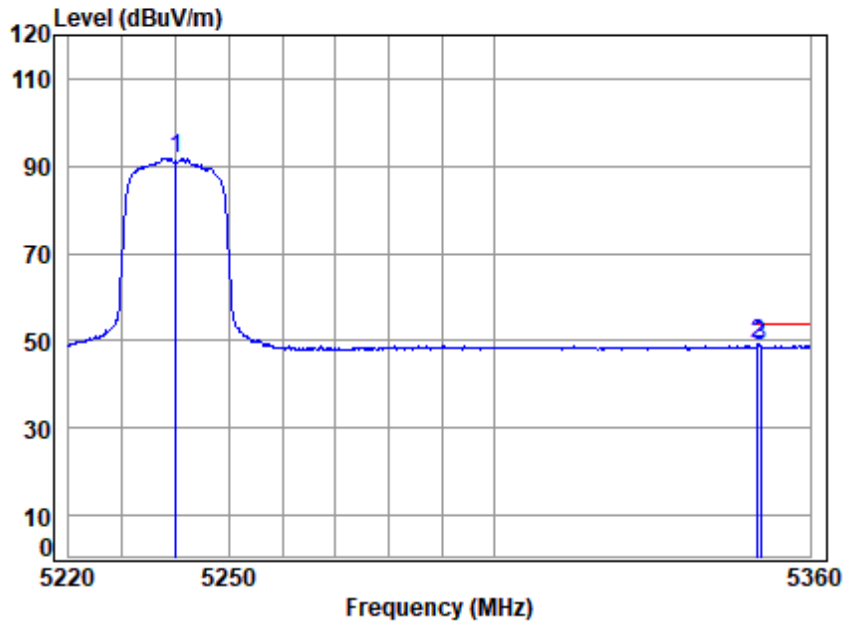
## SGS-CSTC Standards Technical Services Co., Ltd. Shenzhen Branch

SZEMC-TRF-01 Rev. A/1

Report No.: SZCR240100004303

Page: 176 of 476

Test Mode: 01; Polarity: Horizontal; Modulation:802.11ac; Bandwidth:20MHz; Channel:High



Site : chamber  
Condition: 3m HORIZONTAL  
Job No : 00043AT\00044AT  
Mode : 5240 Band edge  
: 5G WIFI 11AC20

		Cable	Ant	Preamp	Read	Limit	Over	
Freq		Loss	Factor	Factor	Level	Level	Line	Limit Remark
MHz		dB	dB/m	dB	dBuV	dBuV/m	dBuV/m	dB
1	5240.000	7.62	34.08	35.26	85.44	91.88	-----	----- Average
2 q	5350.020	7.70	34.40	35.21	42.17	49.06	54.00	-4.94 Average
3	5350.646	7.71	34.40	35.21	42.09	48.99	54.00	-5.01 Average



SGS-CSTC Standards Technical Services Co., Ltd.  
Shenzhen Branch

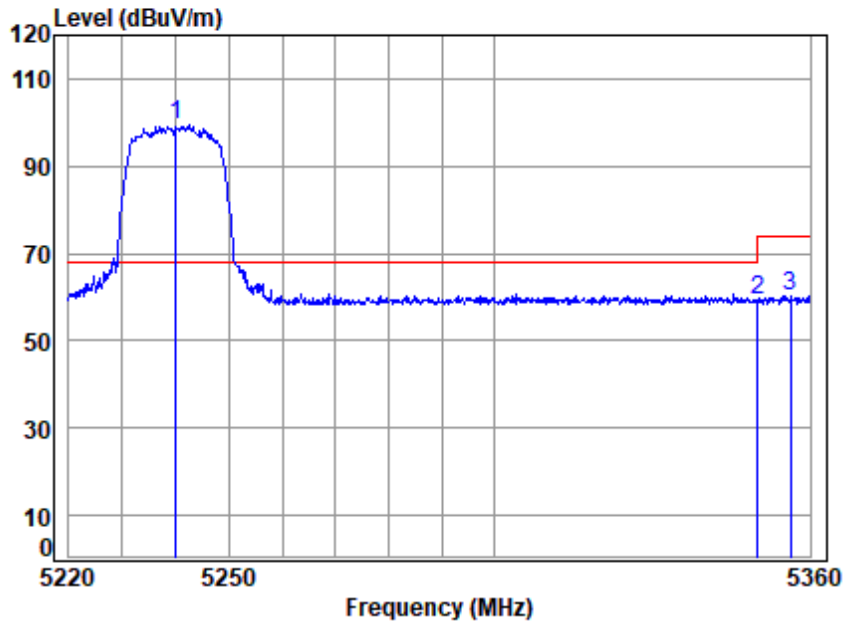
Unless otherwise agreed in writing, this document is issued by the Company subject to its General Conditions of Service printed overleaf, available on request or accessible at <https://www.sgs.com/en/Terms-and-Conditions>. Attention is drawn to the limitation of liability, indemnification and jurisdiction issues defined therein. Any holder of this document is advised that information contained hereon reflects the Company's findings at the time of its intervention only and within the limits of Client's instructions, if any. The Company's sole responsibility is to its Client and this document does not exonerate parties to a transaction from exercising all their rights and obligations under the transaction documents. This document cannot be reproduced except in full, without prior written approval of the Company. Any unauthorized alteration, forgery or falsification of the content or appearance of this document is unlawful and offenders may be prosecuted to the fullest extent of the law. Unless otherwise stated the results shown in this test report refer only to the sample(s) tested and such sample(s) are retained for 30 days only.

Attention: To check the authenticity of testing /inspection report & certificate, please contact us at telephone: (86-755) 8307 1443, or email: [CN.Doccheck@sgs.com](mailto:CN.Doccheck@sgs.com)

No.1 Workshop, M-10, Middle Section, Science & Technology Park, Nanshan District, Shenzhen, Guangdong, China 518057 t (86-755) 26012053 f (86-755) 26710594 www.sgsgroup.com.cn  
中国·广东·深圳市南山区科技园中区M-10栋1号厂房 邮编: 518057 t (86-755) 26012053 f (86-755) 26710594 sgs.china@sgs.com



Test Mode: 01; Polarity: Vertical; Modulation:802.11ac; Bandwidth:20MHz; Channel:High



Site : chamber  
Condition: 3m VERTICAL  
Job No : 00043AT\00044AT  
Mode : 5240 Band edge  
: 5G WIFI 11AC20

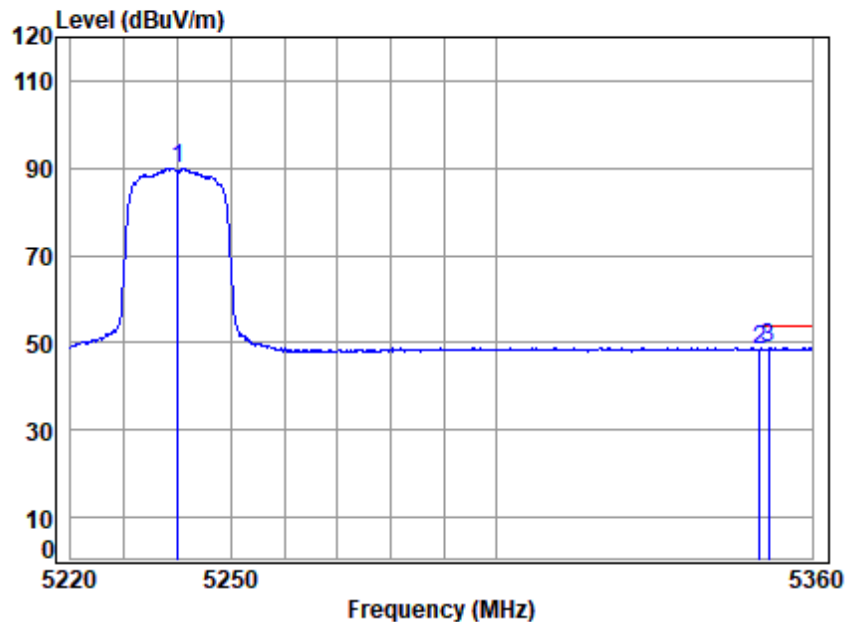
		Cable	Ant	Preamp	Read	Limit	Over	
	Freq	Loss	Factor	Factor	Level	Level	Line	Limit Remark
	MHz	dB	dB/m	dB	dBuV	dBuV/m	dBuV/m	dB
1 p	5240.000	7.62	34.08	35.26	92.95	99.39	68.20	31.19 Peak
2	5350.020	7.70	34.40	35.21	52.60	59.49	74.00	-14.51 Peak
3	5356.313	7.71	34.43	35.20	53.43	60.37	74.00	-13.63 Peak



Unless otherwise agreed in writing, this document is issued by the Company subject to its General Conditions of Service printed overleaf, available on request or accessible at <https://www.sgs.com/en/Terms-and-Conditions>. Attention is drawn to the limitation of liability, indemnification and jurisdiction issues defined therein. Any holder of this document is advised that information contained hereon reflects the Company's findings at the time of its intervention only and within the limits of Client's instructions, if any. The Company's sole responsibility is to its Client and this document does not exonerate parties to a transaction from exercising all their rights and obligations under the transaction documents. This document cannot be reproduced except in full, without prior written approval of the Company. Any unauthorized alteration, forgery or falsification of the content or appearance of this document is unlawful and offenders may be prosecuted to the fullest extent of the law. Unless otherwise stated the results shown in this test report refer only to the sample(s) tested and such sample(s) are retained for 30 days only.

Attention: To check the authenticity of testing /inspection report & certificate, please contact us at telephone: (86-755) 8307 1443, or email: [CN.Doccheck@sgs.com](mailto:CN.Doccheck@sgs.com)

Test Mode: 01; Polarity: Vertical; Modulation:802.11ac; Bandwidth:20MHz; Channel:High



Site : chamber  
Condition: 3m VERTICAL  
Job No : 00043AT\00044AT  
Mode : 5240 Band edge  
: 5G WIFI 11AC20

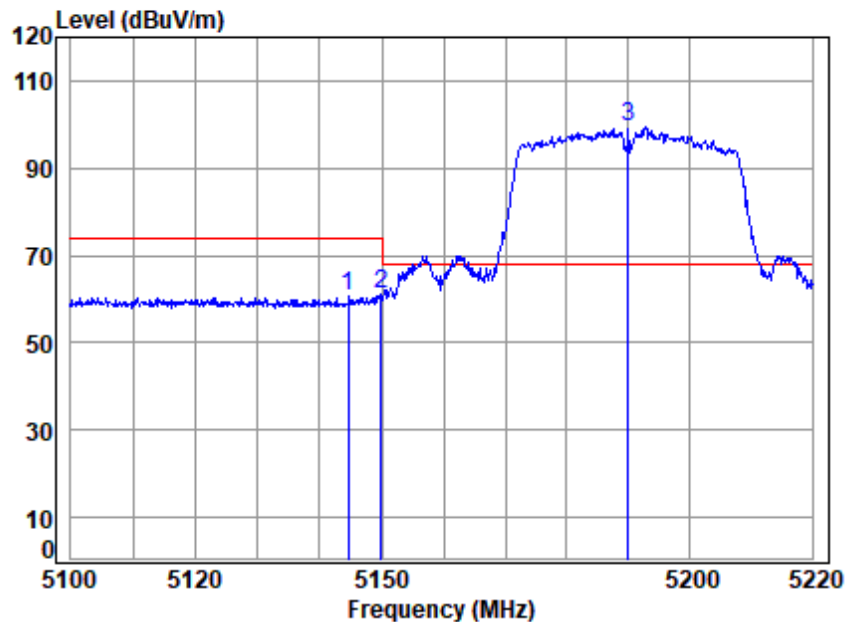
		Cable	Ant	Preamp	Read	Limit	Over	
	Freq	Loss	Factor	Factor	Level	Level	Line	Limit Remark
	MHz	dB	dB/m	dB	dBuV	dBuV/m	dBuV/m	dB
1	5240.000	7.62	34.08	35.26	83.49	89.93	-----	----- Average
2	5350.020	7.70	34.40	35.21	41.63	48.52	54.00	-5.48 Average
3 q	5351.778	7.71	34.41	35.21	41.86	48.77	54.00	-5.23 Average



Unless otherwise agreed in writing, this document is issued by the Company subject to its General Conditions of Service printed overleaf, available on request or accessible at <https://www.sgs.com/en/Terms-and-Conditions>. Attention is drawn to the limitation of liability, indemnification and jurisdiction issues defined therein. Any holder of this document is advised that information contained hereon reflects the Company's findings at the time of its intervention only and within the limits of Client's instructions, if any. The Company's sole responsibility is to its Client and this document does not exonerate parties to a transaction from exercising all their rights and obligations under the transaction documents. This document cannot be reproduced except in full, without prior written approval of the Company. Any unauthorized alteration, forgery or falsification of the content or appearance of this document is unlawful and offenders may be prosecuted to the fullest extent of the law. Unless otherwise stated the results shown in this test report refer only to the sample(s) tested and such sample(s) are retained for 30 days only.

Attention: To check the authenticity of testing /inspection report & certificate, please contact us at telephone: (86-755) 8307 1443, or email: [CN.Doccheck@sgs.com](mailto:CN.Doccheck@sgs.com)

Test Mode: 01; Polarity: Horizontal; Modulation:802.11ac; Bandwidth:40MHz; Channel:Low

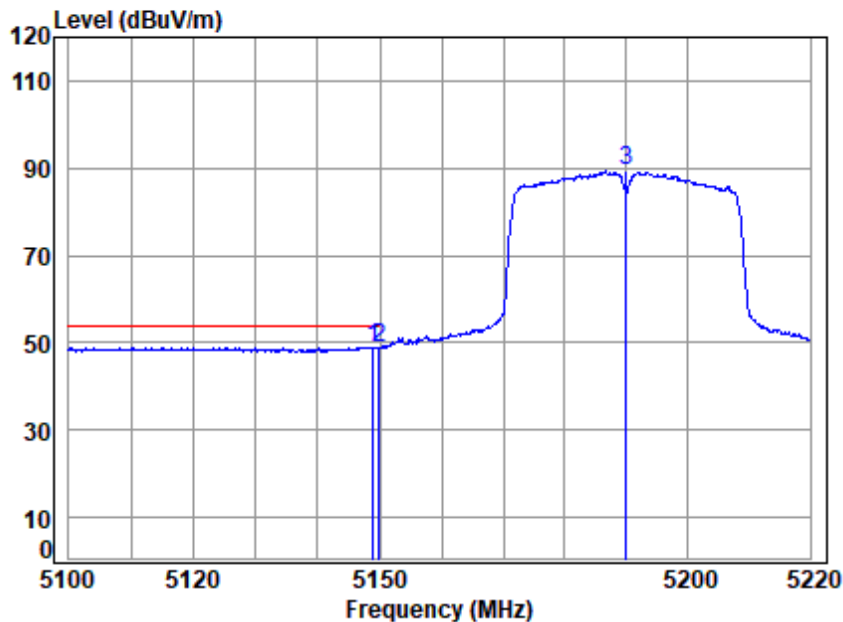


Site : chamber  
Condition: 3m HORIZONTAL  
Job No : 00043AT\00044AT  
Mode : 5190 Band edge  
: 5G WIFI 11AC40

		Cable	Ant	Preamp	Read	Limit	Over	
	Freq	Loss	Factor	Factor	Level	Level	Line	Limit Remark
	MHz	dB	dB/m	dB	dBuV	dBuV/m	dBuV/m	dB
1	5144.673	7.55	33.91	35.31	54.49	60.64	74.00	-13.36 peak
2	5149.980	7.55	33.90	35.31	55.11	61.25	74.00	-12.75 peak
3 p	5190.000	7.58	33.98	35.29	93.06	99.33	68.20	31.13 peak



Test Mode: 01; Polarity: Horizontal; Modulation:802.11ac; Bandwidth:40MHz; Channel:Low



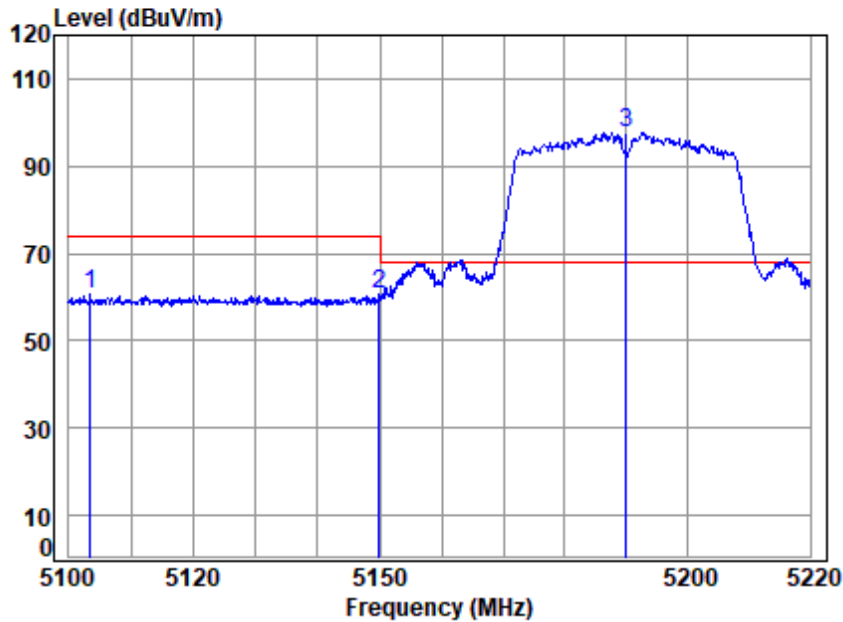
Site : chamber  
Condition: 3m HORIZONTAL  
Job No : 00043AT\00044AT  
Mode : 5190 Band edge  
: 5G WIFI 11AC40

		Cable	Ant	Preamp	Read	Limit	Over	
Freq		Loss	Factor	Factor	Level	Line	Limit	Remark
MHz		dB	dB/m	dB	dBuV	dBuV/m	dBuV/m	dB
1 q 5148.863		7.55	33.90	35.31	42.87	49.01	54.00	-4.99 Average
2 5149.980		7.55	33.90	35.31	42.84	48.98	54.00	-5.02 Average
3 5190.000		7.58	33.98	35.29	83.12	89.39	-----	----- Average





Test Mode: 01; Polarity: Vertical; Modulation:802.11ac; Bandwidth:40MHz; Channel:Low

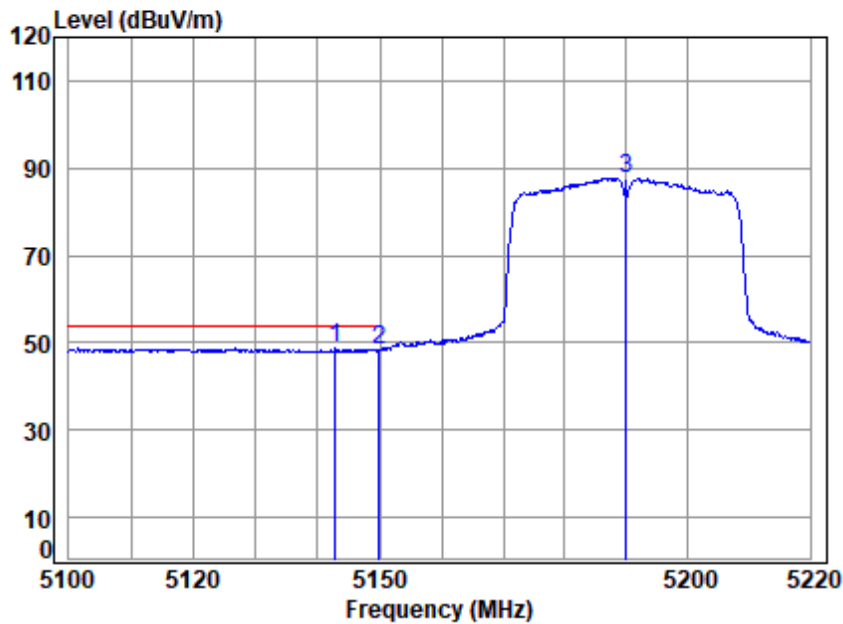


Site : chamber  
Condition: 3m VERTICAL  
Job No : 00043AT\00044AT  
Mode : 5190 Band edge  
: 5G WIFI 11AC40

		Cable	Ant	Preamp	Read	Limit	Over	
	Freq	Loss	Factor	Factor	Level	Level	Line	Limit Remark
	MHz	dB	dB/m	dB	dBuV	dBuV/m	dBuV/m	dB
1	5103.441	7.51	33.99	35.33	54.51	60.68	74.00	-13.32 Peak
2	5149.980	7.55	33.90	35.31	54.68	60.82	74.00	-13.18 Peak
3 p	5190.000	7.58	33.98	35.29	91.49	97.76	68.20	29.56 Peak



Test Mode: 01; Polarity: Vertical; Modulation:802.11ac; Bandwidth:40MHz; Channel:Low



Site : chamber  
Condition: 3m VERTICAL  
Job No : 00043AT\00044AT  
Mode : 5190 Band edge  
: 5G WIFI 11AC40

		Cable	Ant	Preamp	Read	Limit	Over	
Freq		Loss	Factor	Factor	Level	Level	Line	Limit Remark
MHz		dB	dB/m	dB	dBuV	dBuV/m	dBuV/m	dB
1 q 5142.759		7.54	33.91	35.31	42.49	48.63	54.00	-5.37 Average
2 5149.980		7.55	33.90	35.31	42.45	48.59	54.00	-5.41 Average
3 5190.000		7.58	33.98	35.29	81.52	87.79	-----	----- Average



Unless otherwise agreed in writing, this document is issued by the Company subject to its General Conditions of Service printed overleaf, available on request or accessible at <https://www.sgs.com/en/Terms-and-Conditions>. Attention is drawn to the limitation of liability, indemnification and jurisdiction issues defined therein. Any holder of this document is advised that information contained hereon reflects the Company's findings at the time of its intervention only and within the limits of Client's instructions, if any. The Company's sole responsibility is to its Client and this document does not exonerate parties to a transaction from exercising all their rights and obligations under the transaction documents. This document cannot be reproduced except in full, without prior written approval of the Company. Any unauthorized alteration, forgery or falsification of the content or appearance of this document is unlawful and offenders may be prosecuted to the fullest extent of the law. Unless otherwise stated the results shown in this test report refer only to the sample(s) tested and such sample(s) are retained for 30 days only.

Attention: To check the authenticity of testing /inspection report & certificate, please contact us at telephone: (86-755) 8307 1443, or email: [CN.Doccheck@sgs.com](mailto:CN.Doccheck@sgs.com)

SGS-CSTC Standards Technical Services Co., Ltd.  
Shenzhen Branch

No.1 Workshop, M-10, Middle Section, Science & Technology Park, Nanshan District, Shenzhen, Guangdong, China 518057 t (86-755) 26012053 f (86-755) 26710594 www.sgs.com.cn  
中国·广东·深圳市南山区科技园中区M-10栋1号厂房 邮编: 518057 t (86-755) 26012053 f (86-755) 26710594 sgs.china@sgs.com

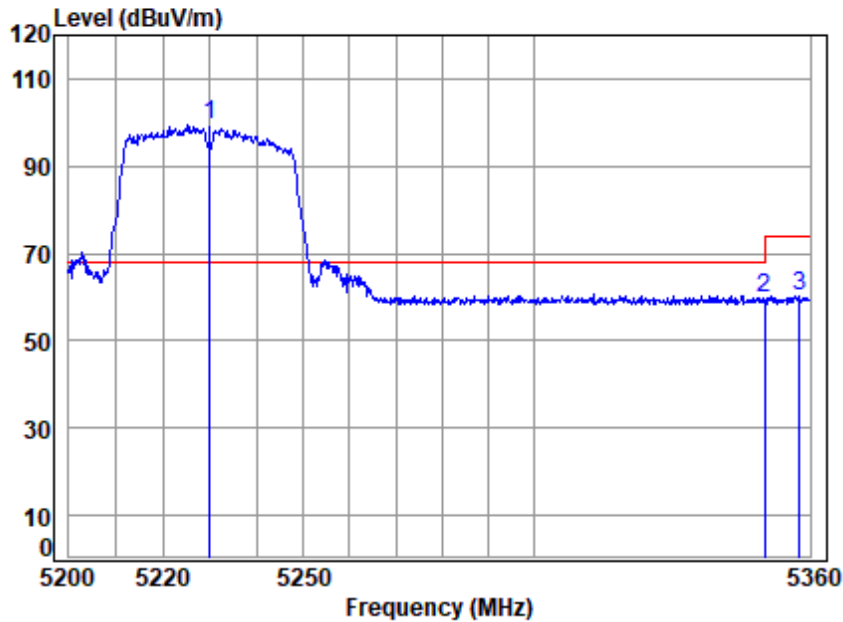
## SGS-CSTC Standards Technical Services Co., Ltd. Shenzhen Branch

SZEMC-TRF-01 Rev. A/1

Report No.: SZCR240100004303

Page: 183 of 476

Test Mode: 01; Polarity: Horizontal; Modulation:802.11ac; Bandwidth:40MHz; Channel:High



Site : chamber  
Condition: 3m HORIZONTAL  
Job No : 00043AT\00044AT  
Mode : 5230 Band edge  
: 5G WIFI 11AC40

		Cable	Ant	Preamp	Read		Limit	Over	
	Freq	Loss	Factor	Factor	Level	Level	Line	Limit	Remark
	MHz	dB	dB/m	dB	dBuV	dBuV/m	dBuV/m	dB	
1 p	5230.000	7.61	34.06	35.27	93.18	99.58	68.20	31.38	peak
2	5350.020	7.70	34.40	35.21	53.06	59.95	74.00	-14.05	peak
3	5357.727	7.71	34.43	35.20	53.33	60.27	74.00	-13.73	peak



SGS-CSTC Standards Technical Services Co., Ltd.  
Shenzhen Branch Inspection & Testing Laboratory

Unless otherwise agreed in writing, this document is issued by the Company subject to its General Conditions of Service printed overleaf, available on request or accessible at <https://www.sgs.com/en/Terms-and-Conditions>. Attention is drawn to the limitation of liability, indemnification and jurisdiction issues defined therein. Any holder of this document is advised that information contained hereon reflects the Company's findings at the time of its intervention only and within the limits of Client's instructions, if any. The Company's sole responsibility is to its Client and this document does not exonerate parties to a transaction from exercising all their rights and obligations under the transaction documents. This document cannot be reproduced except in full, without prior written approval of the Company. Any unauthorized alteration, forgery or falsification of the content or appearance of this document is unlawful and offenders may be prosecuted to the fullest extent of the law. Unless otherwise stated the results shown in this test report refer only to the sample(s) tested and such sample(s) are retained for 30 days only.

Attention: To check the authenticity of testing /inspection report & certificate, please contact us at telephone: (86-755) 8307 1443, or email: [CN.Doccheck@sgs.com](mailto:CN.Doccheck@sgs.com)

No.1 Workshop, M-10, Middle Section, Science & Technology Park, Nanshan District, Shenzhen, Guangdong, China 518057 t (86-755) 26012053 f (86-755) 26710594 www.sgs.com.cn  
中国·广东·深圳市南山区科技园中区M-10栋1号厂房 邮编: 518057 t (86-755) 26012053 f (86-755) 26710594 sgs.china@sgs.com

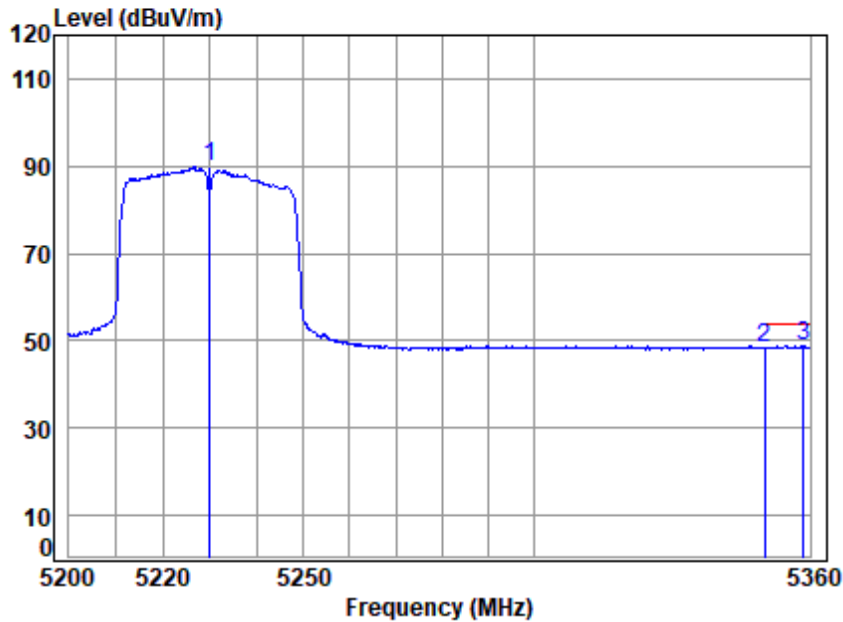
## SGS-CSTC Standards Technical Services Co., Ltd. Shenzhen Branch

SZEMC-TRF-01 Rev. A/1

Report No.: SZCR240100004303

Page: 184 of 476

Test Mode: 01; Polarity: Horizontal; Modulation:802.11ac; Bandwidth:40MHz; Channel:High



Site : chamber  
Condition: 3m HORIZONTAL  
Job No : 00043AT\00044AT  
Mode : 5230 Band edge  
: 5G WIFI 11AC40

		Cable	Ant	Preamp	Read		Limit	Over	
	Freq	Loss	Factor	Factor	Level	Level	Line	Limit	Remark
	MHz	dB	dB/m	dB	dBuV	dBuV/m	dBuV/m	dB	
1	5230.000	7.61	34.06	35.27	83.45	89.85	-----	-----	Average
2	5350.020	7.70	34.40	35.21	41.59	48.48	54.00	-5.52	Average
3 q	5358.538	7.71	34.43	35.20	41.91	48.85	54.00	-5.15	Average



Unless otherwise agreed in writing, this document is issued by the Company subject to its General Conditions of Service printed overleaf, available on request or accessible at <https://www.sgs.com/en/Terms-and-Conditions>. Attention is drawn to the limitation of liability, indemnification and jurisdiction issues defined therein. Any holder of this document is advised that information contained hereon reflects the Company's findings at the time of its intervention only and within the limits of Client's instructions, if any. The Company's sole responsibility is to its Client and this document does not exonerate parties to a transaction from exercising all their rights and obligations under the transaction documents. This document cannot be reproduced except in full, without prior written approval of the Company. Any unauthorized alteration, forgery or falsification of the content or appearance of this document is unlawful and offenders may be prosecuted to the fullest extent of the law. Unless otherwise stated the results shown in this test report refer only to the sample(s) tested and such sample(s) are retained for 30 days only.

Attention: To check the authenticity of testing /inspection report & certificate, please contact us at telephone: (86-755) 8307 1443, or email: [CN.Doccheck@sgs.com](mailto:CN.Doccheck@sgs.com)

SGS-CSTC Standards Technical Services Co., Ltd.  
Shenzhen Branch Inspection & Testing Laboratory

No.1 Workshop, M-10, Middle Section, Science & Technology Park, Nanshan District, Shenzhen, Guangdong, China 518057 t (86-755) 26012053 f (86-755) 26710594 www.sgs.com.cn  
中国·广东·深圳市南山区科技园中区M-10栋1号厂房 邮编:518057 t (86-755) 26012053 f (86-755) 26710594 sgs.china@sgs.com



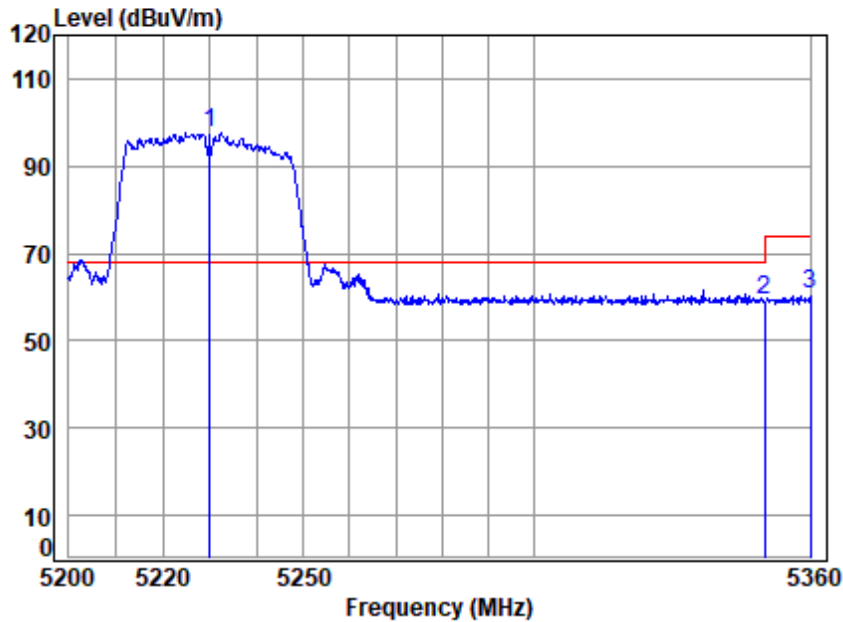
## SGS-CSTC Standards Technical Services Co., Ltd. Shenzhen Branch

SZEMC-TRF-01 Rev. A/1

Report No.: SZCR240100004303

Page: 185 of 476

Test Mode: 01; Polarity: Vertical; Modulation:802.11ac; Bandwidth:40MHz; Channel:High



Site : chamber  
Condition: 3m VERTICAL  
Job No : 00043AT\00044AT  
Mode : 5230 Band edge  
: 5G WIFI 11AC40

		Cable	Ant	Preamp	Read		Limit	Over	
	Freq	Loss	Factor	Factor	Level	Level	Line	Limit	Remark
	MHz	dB	dB/m	dB	dBuV	dBuV/m	dBuV/m	dB	
1 p	5230.000	7.61	34.06	35.27	91.43	97.83	68.20	29.63	Peak
2	5350.020	7.70	34.40	35.21	52.54	59.43	74.00	-14.57	Peak
3	5360.000	7.71	34.44	35.20	53.56	60.51	74.00	-13.49	Peak



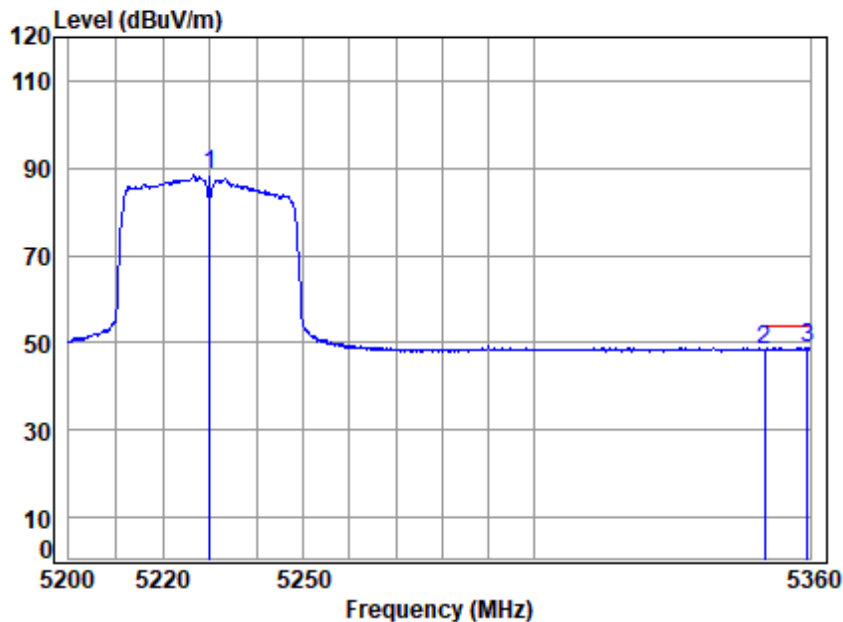
Unless otherwise agreed in writing, this document is issued by the Company subject to its General Conditions of Service printed overleaf, available on request or accessible at <https://www.sgs.com/en/Terms-and-Conditions>. Attention is drawn to the limitation of liability, indemnification and jurisdiction issues defined therein. Any holder of this document is advised that information contained hereon reflects the Company's findings at the time of its intervention only and within the limits of Client's instructions, if any. The Company's sole responsibility is to its Client and this document does not exonerate parties to a transaction from exercising all their rights and obligations under the transaction documents. This document cannot be reproduced except in full, without prior written approval of the Company. Any unauthorized alteration, forgery or falsification of the content or appearance of this document is unlawful and offenders may be prosecuted to the fullest extent of the law. Unless otherwise stated the results shown in this test report refer only to the sample(s) tested and such sample(s) are retained for 30 days only.

Attention: To check the authenticity of testing /inspection report & certificate, please contact us at telephone: (86-755) 8307 1443, or email: [CN.Doccheck@sgs.com](mailto:CN.Doccheck@sgs.com)

SGS-CSTC Standards Technical Services Co., Ltd.  
Shenzhen Branch Inspection & Testing Laboratory

No.1 Workshop, M-10, Middle Section, Science & Technology Park, Nanshan District, Shenzhen, Guangdong, China 518057 t (86-755) 26012053 f (86-755) 26710594 www.sgs.com.cn  
中国·广东·深圳市南山区科技园中区M-10栋1号厂房 邮编: 518057 t (86-755) 26012053 f (86-755) 26710594 sgs.china@sgs.com

Test Mode: 01; Polarity: Vertical; Modulation:802.11ac; Bandwidth:40MHz; Channel:High

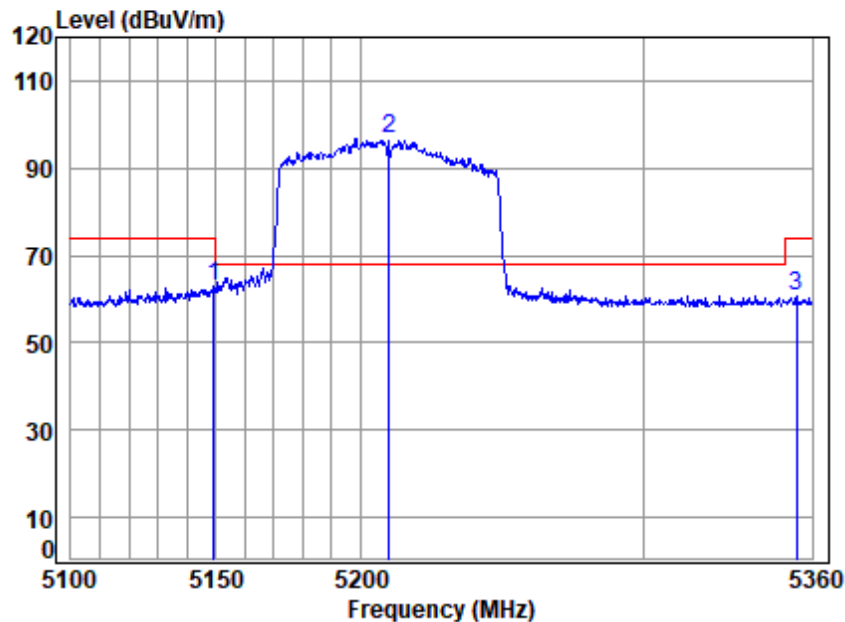


Site : chamber  
Condition: 3m VERTICAL  
Job No : 00043AT\00044AT  
Mode : 5230 Band edge  
: 5G WIFI 11AC40

		Cable	Ant	Preamp	Read		Limit	Over	
	Freq	Loss	Factor	Factor	Level	Level	Line	Limit	Remark
	MHz	dB	dB/m	dB	dBuV	dBuV/m	dBuV/m	dB	
1	5230.000	7.61	34.06	35.27	81.95	88.35	-----	-----	Average
2	5350.020	7.70	34.40	35.21	41.64	48.53	54.00	-5.47	Average
3 q	5359.350	7.71	34.44	35.20	41.97	48.92	54.00	-5.08	Average



Test Mode: 01; Polarity: Horizontal; Modulation:802.11ac; Bandwidth:80MHz; Channel:middle

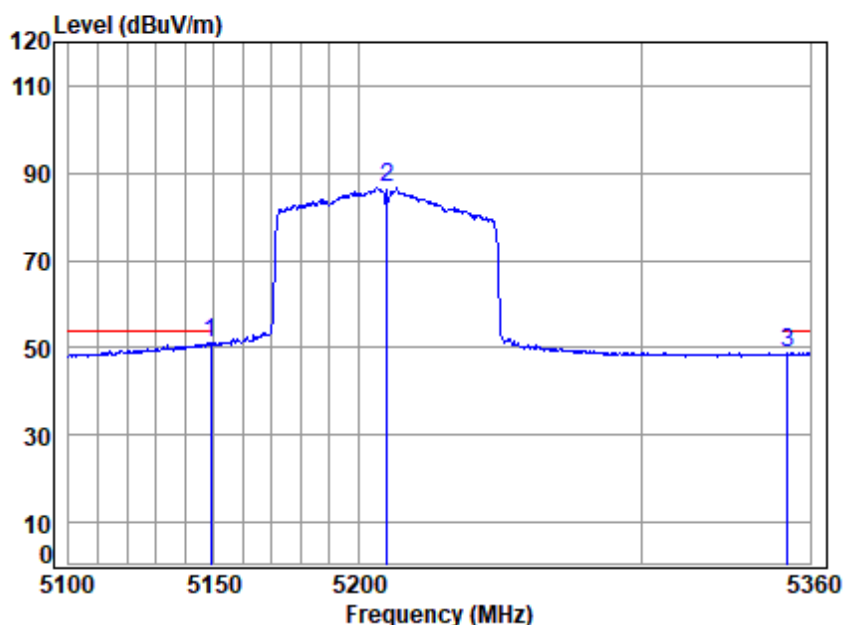


Site : chamber  
Condition: 3m HORIZONTAL  
Job No : 00043AT\00044AT  
Mode : 5210 Band edge  
: 5G WIFI 11AC80

		Cable	Ant	Preamp	Read	Limit	Over	
Freq	Loss	Factor	Factor	Level	Level	Line	Limit	Remark
MHz	dB	dB/m	dB	dBuV	dBuV/m	dBuV/m	dB	
1	5149.178	7.55	33.90	35.31	57.01	63.15	74.00	-10.85 peak
2 p	5210.000	7.60	34.02	35.28	90.29	96.63	68.20	28.43 peak
3	5354.406	7.71	34.42	35.21	53.55	60.47	74.00	-13.53 peak



Test Mode: 01; Polarity: Horizontal; Modulation:802.11ac; Bandwidth:80MHz; Channel:middle



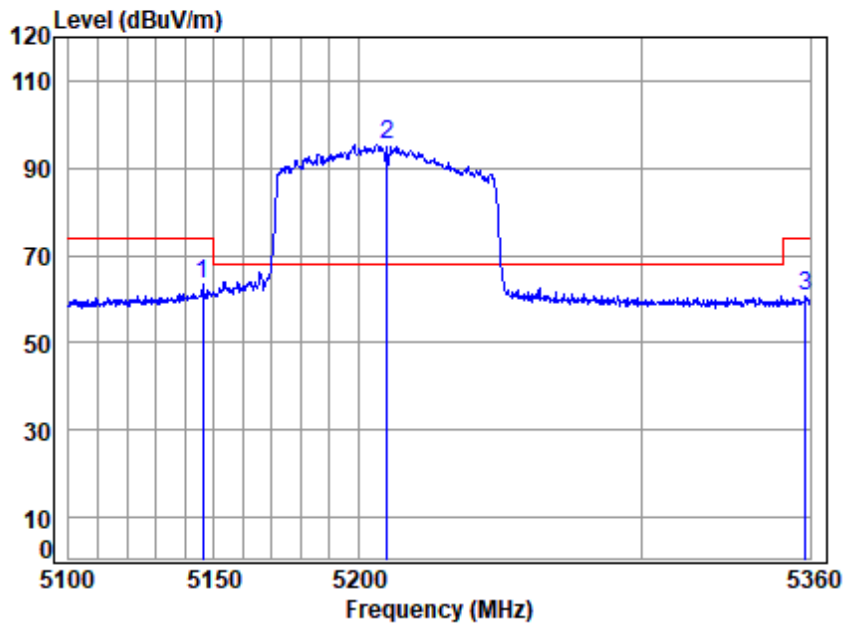
Site : chamber  
Condition: 3m HORIZONTAL  
Job No : 00043AT\00044AT  
Mode : 5210 Band edge  
: 5G WIFI 11AC80

		Cable	Ant	Preamp	Read	Limit	Over	
Freq	Loss	Factor	Factor	Level	Level	Line	Limit	Remark
MHz	dB	dB/m	dB	dBuV	dBuV/m	dBuV/m	dB	
1 q 5148.922	7.55	33.90	35.31	45.16	51.30	54.00	-2.70	Average
2 5210.000	7.60	34.02	35.28	80.38	86.72	-----	-----	Average
3 5351.744	7.71	34.41	35.21	41.93	48.84	54.00	-5.16	Average





Test Mode: 01; Polarity: Vertical; Modulation:802.11ac; Bandwidth:80MHz; Channel:middle

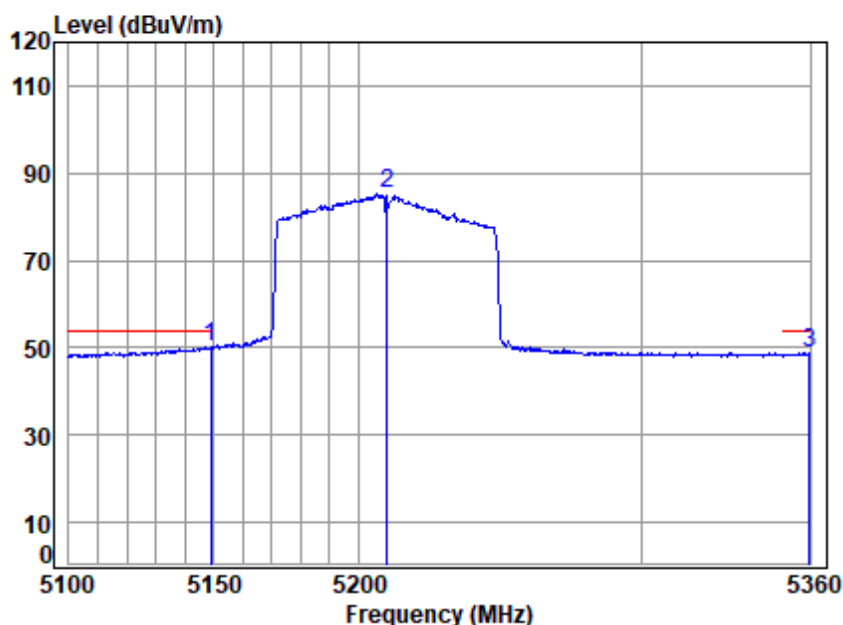


Site : chamber  
Condition: 3m VERTICAL  
Job No : 00043AT\00044AT  
Mode : 5210 Band edge  
: 5G WIFI 11AC80

		Cable	Ant	Preamp	Read	Limit	Over	
Freq	Loss	Factor	Factor	Level	Level	Line	Limit	Remark
MHz	dB	dB/m	dB	dBuV	dBuV/m	dBuV/m	dB	
1 5146.107	7.55	33.91	35.31	57.39	63.54	74.00	-10.46	Peak
2 p 5210.000	7.60	34.02	35.28	89.04	95.38	68.20	27.18	Peak
3 5358.401	7.71	34.43	35.20	53.88	60.82	74.00	-13.18	Peak



Test Mode: 01; Polarity: Vertical; Modulation:802.11ac; Bandwidth:80MHz; Channel:middle



Site : chamber  
Condition: 3m VERTICAL  
Job No : 00043AT\00044AT  
Mode : 5210 Band edge  
: 5G WIFI 11AC80

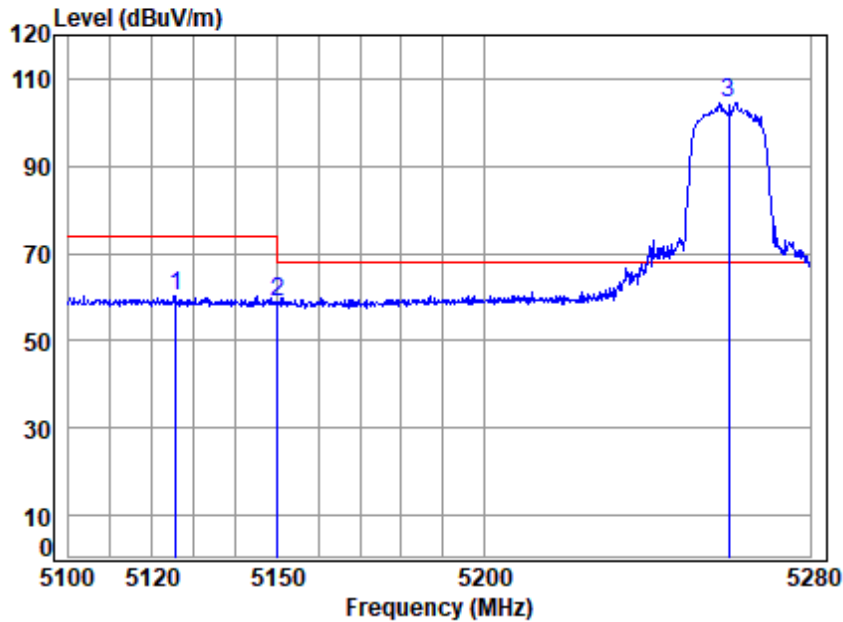
		Cable	Ant	Preamp	Read	Limit	Over	
Freq	Loss	Factor	Factor	Level	Level	Line	Limit	Remark
MHz	dB	dB/m	dB	dBuV	dBuV/m	dBuV/m	dB	
1 q 5148.667	7.55	33.90	35.31	44.26	50.40	54.00	-3.60	Average
2 5210.000	7.60	34.02	35.28	78.92	85.26	-----	-----	Average
3 5359.733	7.71	34.44	35.20	41.66	48.61	54.00	-5.39	Average



Unless otherwise agreed in writing, this document is issued by the Company subject to its General Conditions of Service printed overleaf, available on request or accessible at <https://www.sgs.com/en/Terms-and-Conditions>. Attention is drawn to the limitation of liability, indemnification and jurisdiction issues defined therein. Any holder of this document is advised that information contained hereon reflects the Company's findings at the time of its intervention only and within the limits of Client's instructions, if any. The Company's sole responsibility is to its Client and this document does not exonerate parties to a transaction from exercising all their rights and obligations under the transaction documents. This document cannot be reproduced except in full, without prior written approval of the Company. Any unauthorized alteration, forgery or falsification of the content or appearance of this document is unlawful and offenders may be prosecuted to the fullest extent of the law. Unless otherwise stated the results shown in this test report refer only to the sample(s) tested and such sample(s) are retained for 30 days only.

Attention: To check the authenticity of testing /inspection report & certificate, please contact us at telephone: (86-755) 8307 1443, or email: [CN.Doccheck@sgs.com](mailto:CN.Doccheck@sgs.com)

Test Mode: 02; Polarity: Horizontal; Modulation:802.11a; Bandwidth:20MHz; Channel:Low



Site : chamber  
Condition: 3m HORIZONTAL  
Job No : 00043AT\00044AT  
Mode : 5260 Band edge  
: 5G WIFI 11A

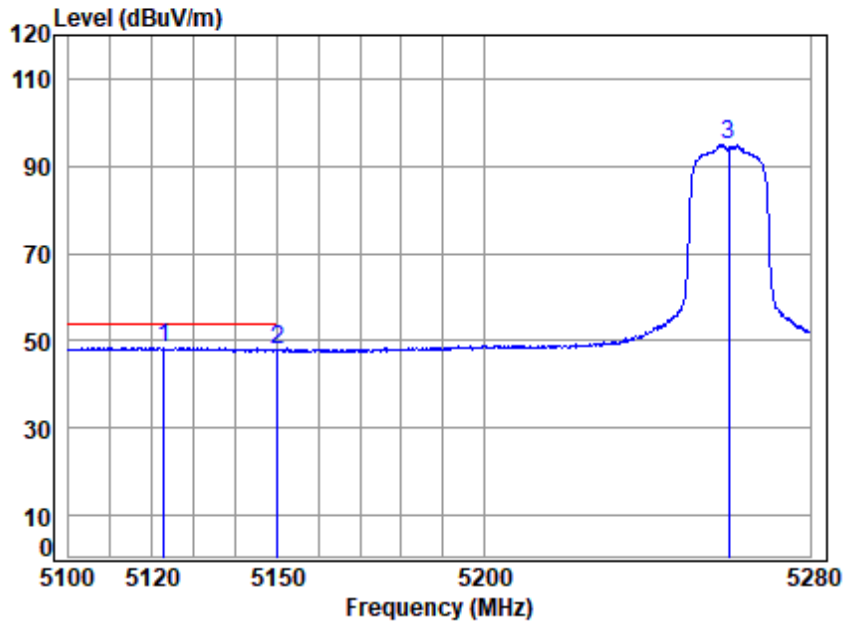
		Cable	Ant	Preamp	Read		Limit	Over	
	Freq	Loss	Factor	Factor	Level	Level	Line	Limit	Remark
	MHz	dB	dB/m	dB	dBuV	dBuV/m	dBuV/m	dB	
1	5125.537	7.53	33.95	35.32	54.27	60.43	74.00	-13.57	peak
2	5149.980	7.55	33.90	35.31	52.84	58.98	74.00	-15.02	peak
3 p	5260.000	7.64	34.12	35.25	98.18	104.69	68.20	36.49	peak



Unless otherwise agreed in writing, this document is issued by the Company subject to its General Conditions of Service printed overleaf, available on request or accessible at <https://www.sgs.com/en/Terms-and-Conditions>. Attention is drawn to the limitation of liability, indemnification and jurisdiction issues defined therein. Any holder of this document is advised that information contained hereon reflects the Company's findings at the time of its intervention only and within the limits of Client's instructions, if any. The Company's sole responsibility is to its Client and this document does not exonerate parties to a transaction from exercising all their rights and obligations under the transaction documents. This document cannot be reproduced except in full, without prior written approval of the Company. Any unauthorized alteration, forgery or falsification of the content or appearance of this document is unlawful and offenders may be prosecuted to the fullest extent of the law. Unless otherwise stated the results shown in this test report refer only to the sample(s) tested and such sample(s) are retained for 30 days only.

Attention: To check the authenticity of testing /inspection report & certificate, please contact us at telephone: (86-755) 8307 1443, or email: [CN.Doccheck@sgs.com](mailto:CN.Doccheck@sgs.com)

Test Mode: 02; Polarity: Horizontal; Modulation:802.11a; Bandwidth:20MHz; Channel:Low



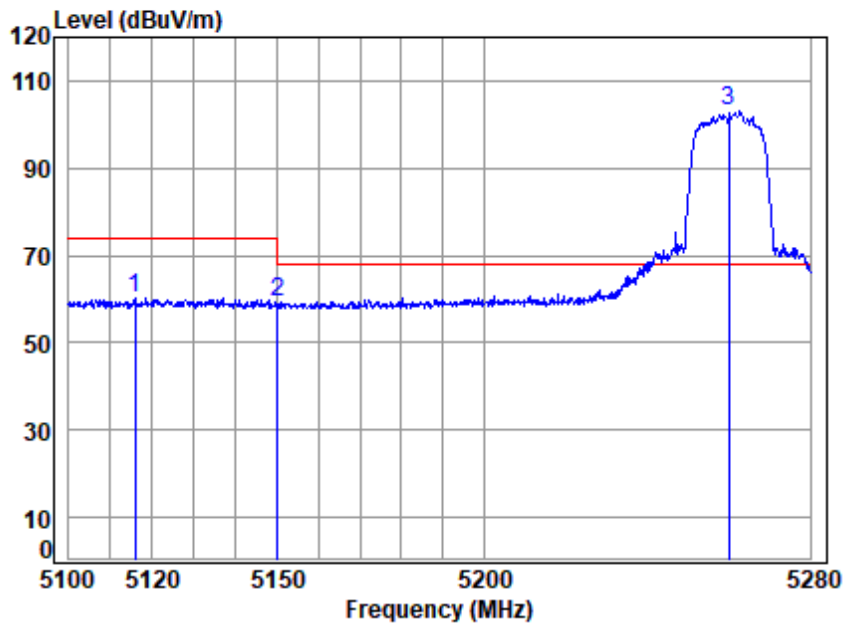
Site : chamber  
Condition: 3m HORIZONTAL  
Job No : 00043AT\00044AT  
Mode : 5260 Band edge  
: 5G WIFI 11A

		Cable	Ant	Preamp	Read	Limit	Over	
Freq	Loss	Factor	Factor	Level	Level	Line	Limit	Remark
MHz	dB	dB/m	dB	dBuV	dBuV/m	dBuV/m	dB	
1 q 5122.693	7.53	33.95	35.32	42.34	48.50	54.00	-5.50	Average
2 5149.980	7.55	33.90	35.31	41.92	48.06	54.00	-5.94	Average
3 5260.000	7.64	34.12	35.25	88.29	94.80	-----	-----	Average





Test Mode: 02; Polarity: Vertical; Modulation:802.11a; Bandwidth:20MHz; Channel:Low

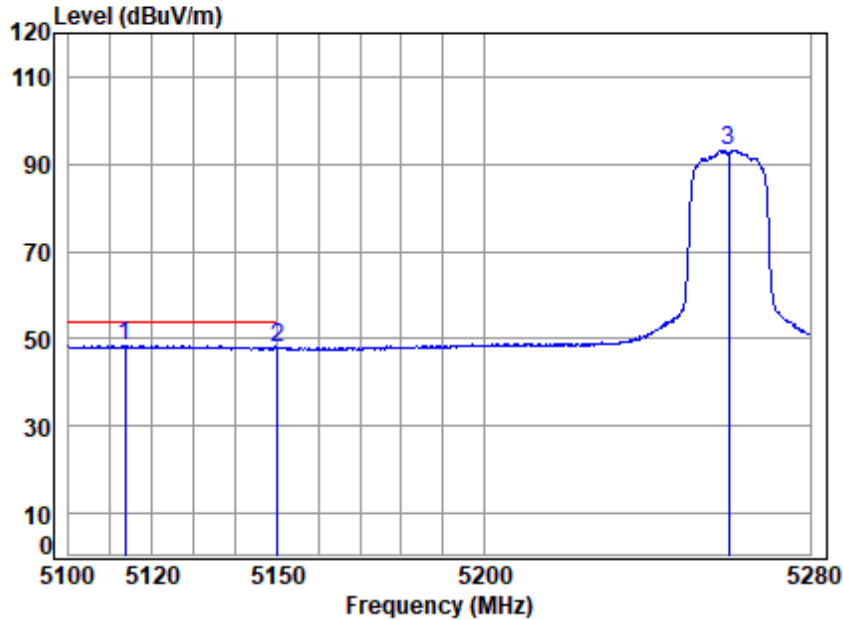


Site : chamber  
Condition: 3m VERTICAL  
Job No : 00043AT\00044AT  
Mode : 5260 Band edge  
: 5G WIFI 11A

		Cable	Ant	Preamp	Read		Limit	Over	
	Freq	Loss	Factor	Factor	Level	Level	Line	Limit	Remark
	MHz	dB	dB/m	dB	dBuV	dBuV/m	dBuV/m	dB	
1	5115.768	7.52	33.97	35.33	54.04	60.20	74.00	-13.80	Peak
2	5149.980	7.55	33.90	35.31	52.98	59.12	74.00	-14.88	Peak
3 p	5260.000	7.64	34.12	35.25	96.41	102.92	68.20	34.72	Peak



Test Mode: 02; Polarity: Vertical; Modulation:802.11a; Bandwidth:20MHz; Channel:Low

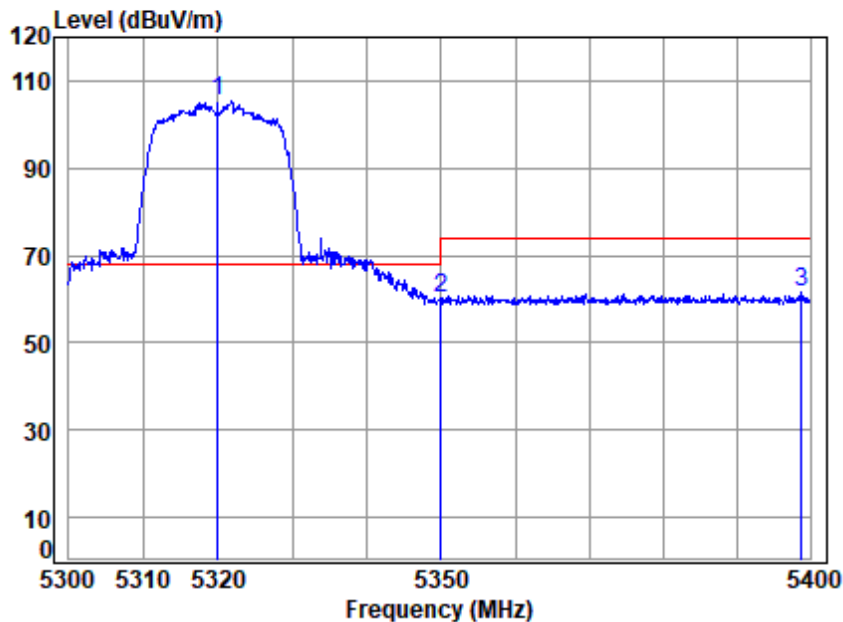


Site : chamber  
Condition: 3m VERTICAL  
Job No : 00043AT\00044AT  
Mode : 5260 Band edge  
: 5G WIFI 11A

		Cable	Ant	Preamp	Read	Limit	Over	
Freq	Loss	Factor	Factor	Level	Level	Line	Limit	Remark
MHz	dB	dB/m	dB	dBuV	dBuV/m	dBuV/m	dB	
1 q 5113.462	7.52	33.97	35.33	42.32	48.48	54.00	-5.52	Average
2 5149.980	7.55	33.90	35.31	41.73	47.87	54.00	-6.13	Average
3 5260.000	7.64	34.12	35.25	86.68	93.19	-----	-----	Average



Test Mode: 02; Polarity: Horizontal; Modulation:802.11a; Bandwidth:20MHz; Channel:High

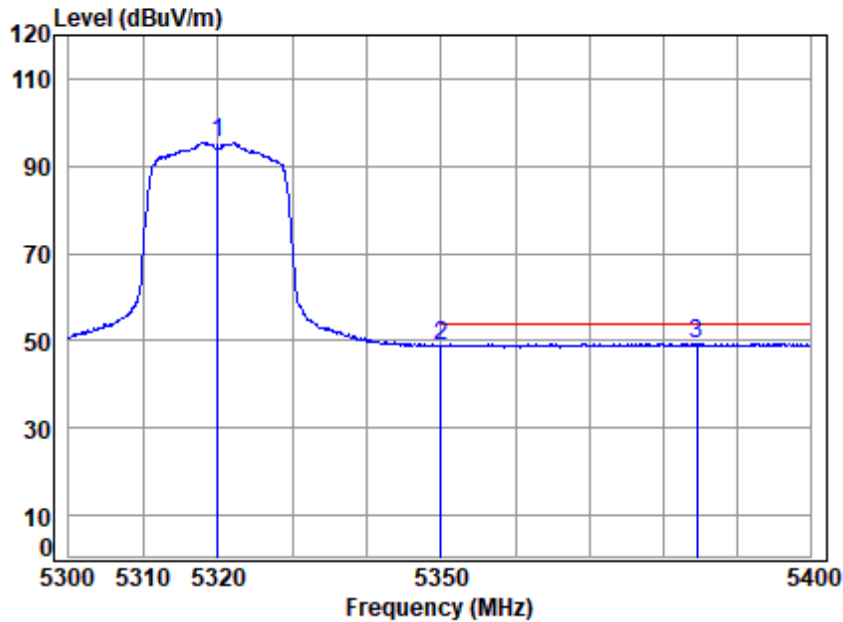


Site : chamber  
Condition: 3m HORIZONTAL  
Job No : 00043AT\00044AT  
Mode : 5320 Band edge  
: 5G WIFI 11A

		Cable	Ant	Preamp	Read	Limit	Over	
Freq	Loss	Factor	Factor	Level	Level	Line	Limit	Remark
MHz	dB	dB/m	dB	dBuV	dBuV/m	dBuV/m	dB	
1 p 5320.000	7.68	34.28	35.22	98.50	105.24	68.20	37.04	peak
2 5350.020	7.70	34.40	35.21	53.12	60.01	74.00	-13.99	peak
3 5398.789	7.74	34.60	35.18	54.25	61.41	74.00	-12.59	peak



Test Mode: 02; Polarity: Horizontal; Modulation:802.11a; Bandwidth:20MHz; Channel:High



Site : chamber  
Condition: 3m HORIZONTAL  
Job No : 00043AT\00044AT  
Mode : 5320 Band edge  
: 5G WIFI 11A

	Freq	Cable Loss	Ant Factor	Preamp Factor	Read Level	Level	Limit Line	Over Limit	Remark
	MHz	dB	dB/m	dB	dBuV	dBuV/m	dBuV/m	dB	
1	5320.000	7.68	34.28	35.22	88.80	95.54	-----	-----	Average
2	5350.020	7.70	34.40	35.21	42.09	48.98	54.00	-5.02	Average
3 q	5384.579	7.73	34.54	35.19	42.39	49.47	54.00	-4.53	Average

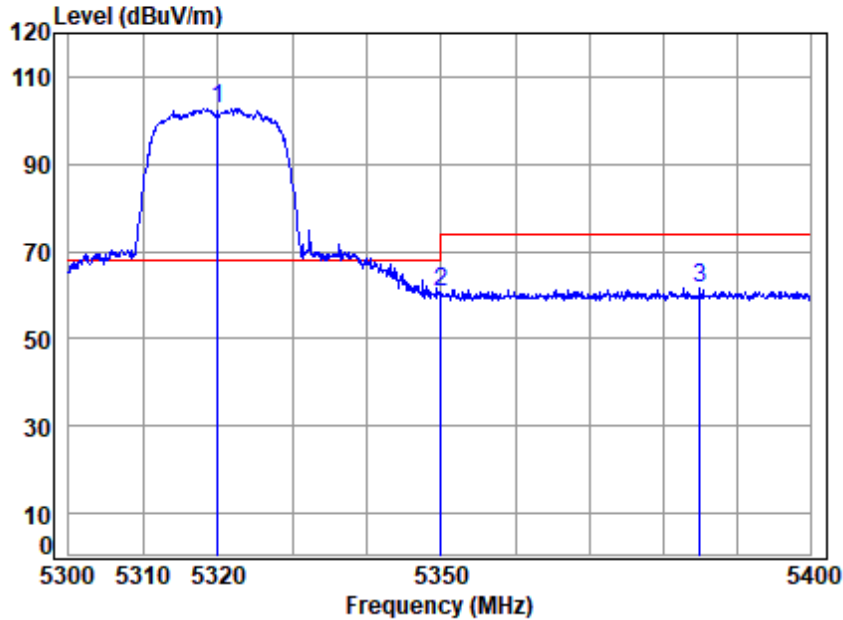


Unless otherwise agreed in writing, this document is issued by the Company subject to its General Conditions of Service printed overleaf, available on request or accessible at <https://www.sgs.com/en/Terms-and-Conditions>. Attention is drawn to the limitation of liability, indemnification and jurisdiction issues defined therein. Any holder of this document is advised that information contained hereon reflects the Company's findings at the time of its intervention only and within the limits of Client's instructions, if any. The Company's sole responsibility is to its Client and this document does not exonerate parties to a transaction from exercising all their rights and obligations under the transaction documents. This document cannot be reproduced except in full, without prior written approval of the Company. Any unauthorized alteration, forgery or falsification of the content or appearance of this document is unlawful and offenders may be prosecuted to the fullest extent of the law. Unless otherwise stated the results shown in this test report refer only to the sample(s) tested and such sample(s) are retained for 30 days only.

Attention: To check the authenticity of testing /inspection report & certificate, please contact us at telephone: (86-755) 8307 1443, or email: [CN.Doccheck@sgs.com](mailto:CN.Doccheck@sgs.com)



Test Mode: 02; Polarity: Vertical; Modulation:802.11a; Bandwidth:20MHz; Channel:High

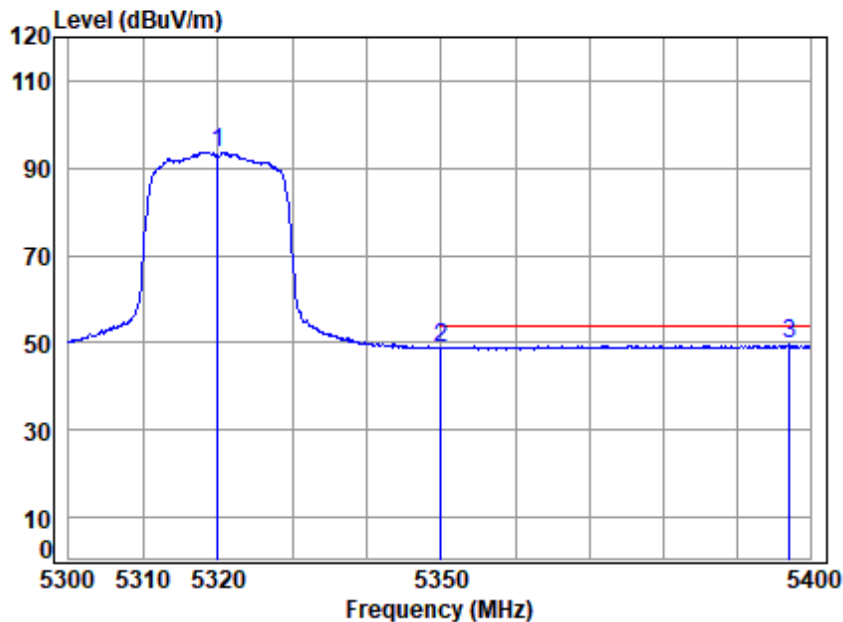


Site : chamber  
Condition: 3m VERTICAL  
Job No : 00043AT\00044AT  
Mode : 5320 Band edge  
: 5G WIFI 11A

		Cable	Ant	Preamp	Read	Limit	Over	
Freq		Loss	Factor	Factor	Level	Level	Line	Limit Remark
MHz		dB	dB/m	dB	dBuV	dBuV/m	dBuV/m	dB
1 p 5320.000		7.68	34.28	35.22	96.13	102.87	68.20	34.67 Peak
2 5350.020		7.70	34.40	35.21	53.62	60.51	74.00	-13.49 Peak
3 5384.981		7.73	34.54	35.19	54.52	61.60	74.00	-12.40 Peak



Test Mode: 02; Polarity: Vertical; Modulation:802.11a; Bandwidth:20MHz; Channel:High



Site : chamber  
 Condition: 3m VERTICAL  
 Job No : 00043AT\00044AT  
 Mode : 5320 Band edge  
 : 5G WIFI 11A

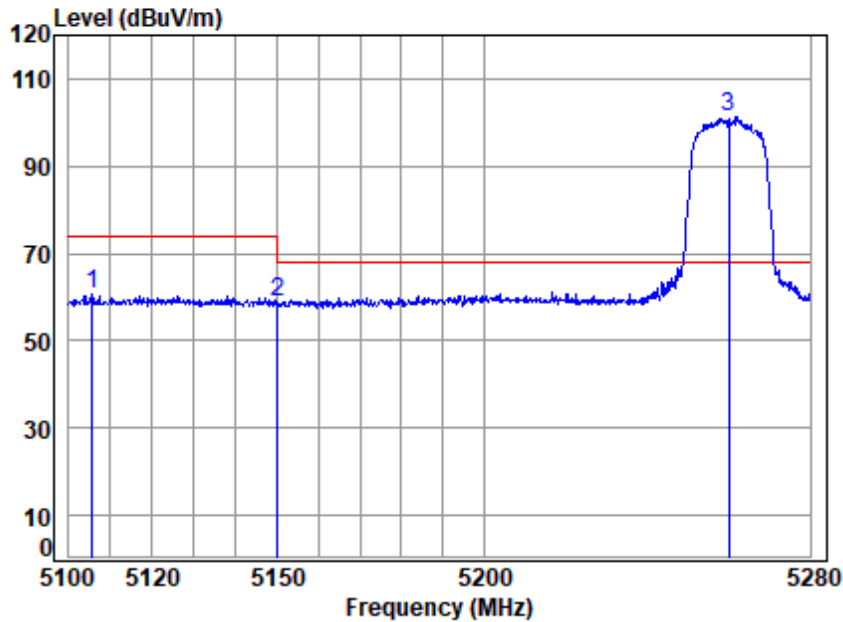
	Freq	Cable Loss	Ant Factor	Preamp Factor	Read Level	Level	Limit Line	Over Limit	Remark
	MHz	dB	dB/m	dB	dBuV	dBuV/m	dBuV/m	dB	
1	5320.000	7.68	34.28	35.22	86.96	93.70	-----	-----	Average
2	5350.020	7.70	34.40	35.21	41.90	48.79	54.00	-5.21	Average
3 q	5397.174	7.74	34.59	35.18	42.41	49.56	54.00	-4.44	Average



Unless otherwise agreed in writing, this document is issued by the Company subject to its General Conditions of Service printed overleaf, available on request or accessible at <https://www.sgs.com/en/Terms-and-Conditions>. Attention is drawn to the limitation of liability, indemnification and jurisdiction issues defined therein. Any holder of this document is advised that information contained hereon reflects the Company's findings at the time of its intervention only and within the limits of Client's instructions, if any. The Company's sole responsibility is to its Client and this document does not exonerate parties to a transaction from exercising all their rights and obligations under the transaction documents. This document cannot be reproduced except in full, without prior written approval of the Company. Any unauthorized alteration, forgery or falsification of the content or appearance of this document is unlawful and offenders may be prosecuted to the fullest extent of the law. Unless otherwise stated the results shown in this test report refer only to the sample(s) tested and such sample(s) are retained for 30 days only.

Attention: To check the authenticity of testing /inspection report & certificate, please contact us at telephone: (86-755) 8307 1443, or email: [CN.Doccheck@sgs.com](mailto:CN.Doccheck@sgs.com)

Test Mode: 02; Polarity: Horizontal; Modulation:802.11ac; Bandwidth:20MHz; Channel:Low

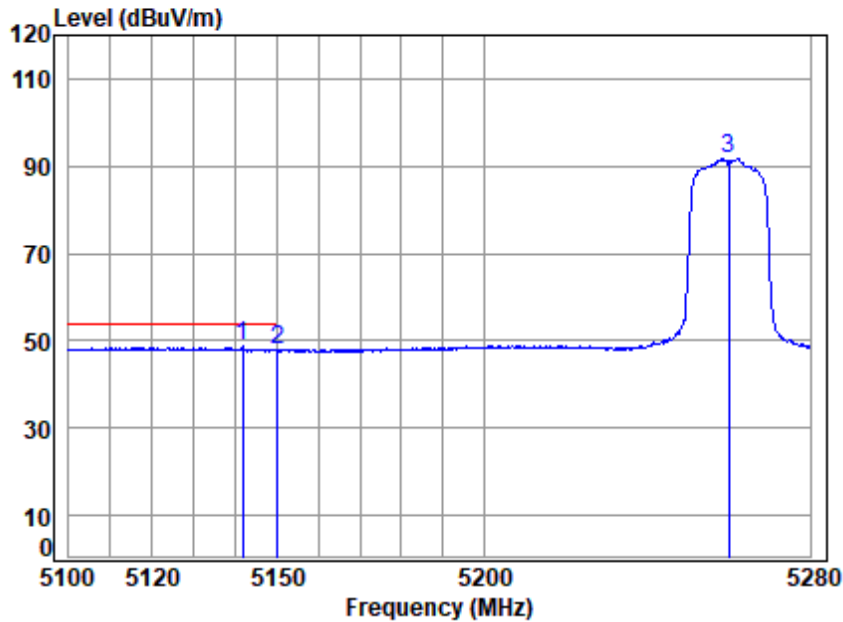


Site : chamber  
 Condition: 3m HORIZONTAL  
 Job No : 00043AT\00044AT  
 Mode : 5260 Band edge  
 : 5G WIFI 11AC20

	Freq	Cable Loss	Ant Factor	Preamp Factor	Read Level	Level	Limit Line	Over Limit	Remark
	MHz	dB	dB/m	dB	dBuV	dBuV/m	dBuV/m	dB	
1	5105.664	7.51	33.99	35.33	54.50	60.67	74.00	-13.33	peak
2	5149.980	7.55	33.90	35.31	52.63	58.77	74.00	-15.23	peak
3 p	5260.000	7.64	34.12	35.25	94.88	101.39	68.20	33.19	peak



Test Mode: 02; Polarity: Horizontal; Modulation:802.11ac; Bandwidth:20MHz; Channel:Low



Site : chamber  
Condition: 3m HORIZONTAL  
Job No : 00043AT\00044AT  
Mode : 5260 Band edge  
: 5G WIFI 11AC20

		Cable	Ant	Preamp	Read	Limit	Over	
Freq	Loss	Factor	Factor	Level	Level	Line	Limit	Remark
MHz	dB	dB/m	dB	dBuV	dBuV/m	dBuV/m	dB	
1 q 5141.562	7.54	33.92	35.31	42.53	48.68	54.00	-5.32	Average
2 5149.980	7.55	33.90	35.31	41.95	48.09	54.00	-5.91	Average
3 5260.000	7.64	34.12	35.25	85.27	91.78	-----	-----	Average

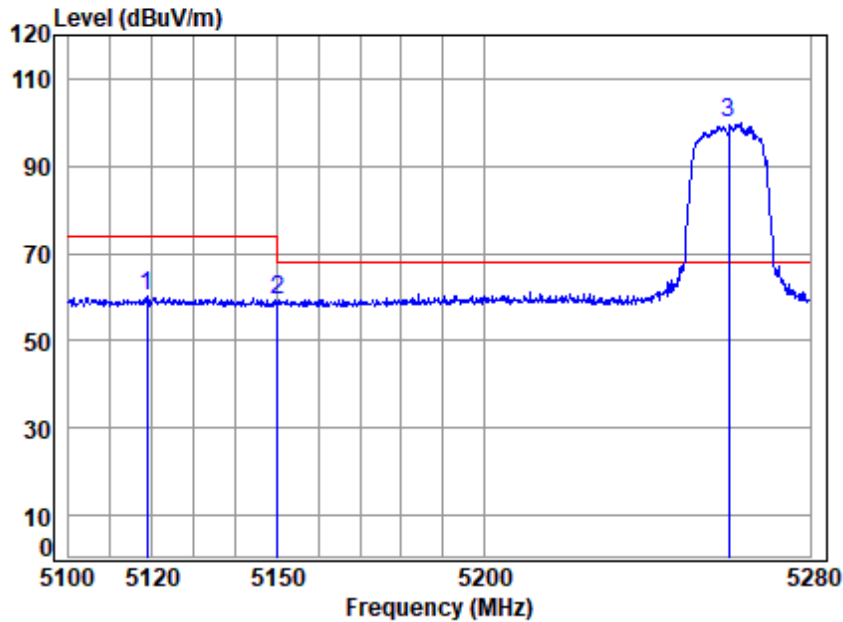


Unless otherwise agreed in writing, this document is issued by the Company subject to its General Conditions of Service printed overleaf, available on request or accessible at <https://www.sgs.com/en/Terms-and-Conditions>. Attention is drawn to the limitation of liability, indemnification and jurisdiction issues defined therein. Any holder of this document is advised that information contained hereon reflects the Company's findings at the time of its intervention only and within the limits of Client's instructions, if any. The Company's sole responsibility is to its Client and this document does not exonerate parties to a transaction from exercising all their rights and obligations under the transaction documents. This document cannot be reproduced except in full, without prior written approval of the Company. Any unauthorized alteration, forgery or falsification of the content or appearance of this document is unlawful and offenders may be prosecuted to the fullest extent of the law. Unless otherwise stated the results shown in this test report refer only to the sample(s) tested and such sample(s) are retained for 30 days only.

Attention: To check the authenticity of testing /inspection report & certificate, please contact us at telephone: (86-755) 8307 1443, or email: [CN.Doccheck@sgs.com](mailto:CN.Doccheck@sgs.com)



Test Mode: 02; Polarity: Vertical; Modulation:802.11ac; Bandwidth:20MHz; Channel:Low

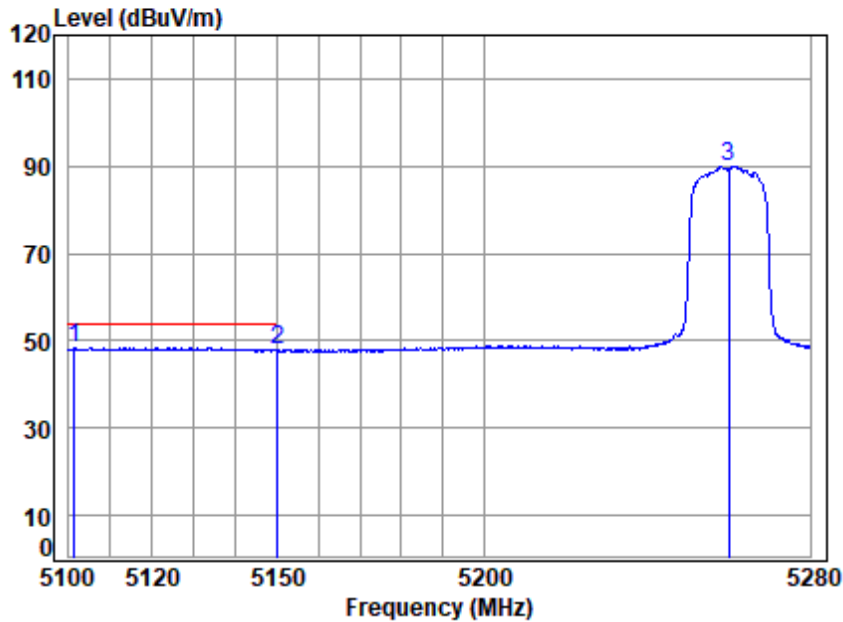


Site : chamber  
Condition: 3m VERTICAL  
Job No : 00043AT\00044AT  
Mode : 5260 Band edge  
: 5G WIFI 11AC20

		Cable	Ant	Preamp	Read		Limit	Over	
	Freq	Loss	Factor	Factor	Level	Level	Line	Limit	Remark
	MHz	dB	dB/m	dB	dBuV	dBuV/m	dBuV/m	dB	
1	5118.608	7.53	33.96	35.33	53.95	60.11	74.00	-13.89	Peak
2	5149.980	7.55	33.90	35.31	52.97	59.11	74.00	-14.89	Peak
3 p	5260.000	7.64	34.12	35.25	93.33	99.84	68.20	31.64	Peak



Test Mode: 02; Polarity: Vertical; Modulation:802.11ac; Bandwidth:20MHz; Channel:Low

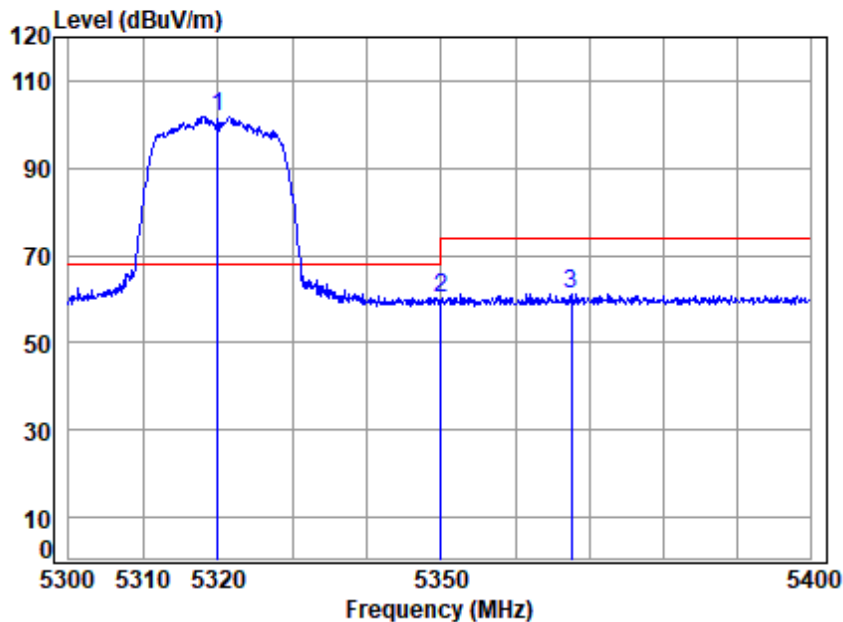


Site : chamber  
 Condition: 3m VERTICAL  
 Job No : 00043AT\00044AT  
 Mode : 5260 Band edge  
 : 5G WIFI 11AC20

		Cable	Ant	Preamp	Read		Limit	Over	
Freq		Loss	Factor	Factor	Level	Level	Line	Limit	Remark
MHz		dB	dB/m	dB	dBuV	dBuV/m	dBuV/m	dB	
1 q 5101.416		7.51	34.00	35.34	42.30	48.47	54.00	-5.53	Average
2 5149.980		7.55	33.90	35.31	41.68	47.82	54.00	-6.18	Average
3 5260.000		7.64	34.12	35.25	83.58	90.09	-----	-----	Average



Test Mode: 02; Polarity: Horizontal; Modulation: 802.11ac; Bandwidth: 20MHz; Channel: High

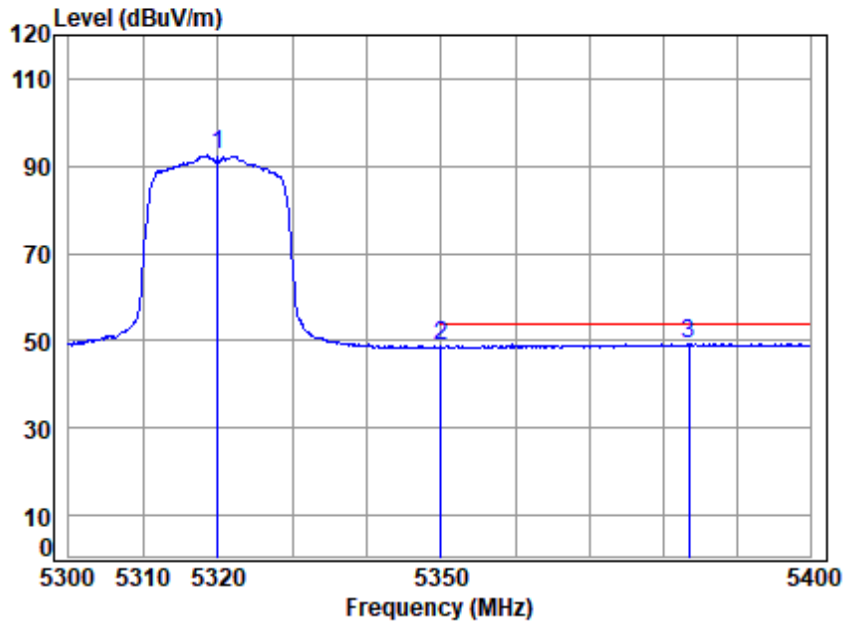


Site : chamber  
Condition: 3m HORIZONTAL  
Job No : 00043AT\00044AT  
Mode : 5320 Band edge  
: 5G WIFI 11AC20

		Cable	Ant	Preamp	Read		Limit	Over	
	Freq	Loss	Factor	Factor	Level	Level	Line	Limit	Remark
	MHz	dB	dB/m	dB	dBuV	dBuV/m	dBuV/m	dB	
1 p	5320.000	7.68	34.28	35.22	95.23	101.97	68.20	33.77	peak
2	5350.020	7.70	34.40	35.21	53.32	60.21	74.00	-13.79	peak
3	5367.596	7.72	34.47	35.20	54.16	61.15	74.00	-12.85	peak



Test Mode: 02; Polarity: Horizontal; Modulation:802.11ac; Bandwidth:20MHz; Channel:High



Site : chamber  
 Condition: 3m HORIZONTAL  
 Job No : 00043AT\00044AT  
 Mode : 5320 Band edge  
 : 5G WIFI 11AC20

	Freq	Cable Loss	Ant Factor	Preamp Factor	Read Level	Level	Limit Line	Over Limit	Remark
	MHz	dB	dB/m	dB	dBuV	dBuV/m	dBuV/m	dB	
1	5320.000	7.68	34.28	35.22	85.75	92.49	-----	-----	Average
2	5350.020	7.70	34.40	35.21	41.71	48.60	54.00	-5.40	Average
3 q	5383.472	7.73	34.53	35.19	42.17	49.24	54.00	-4.76	Average

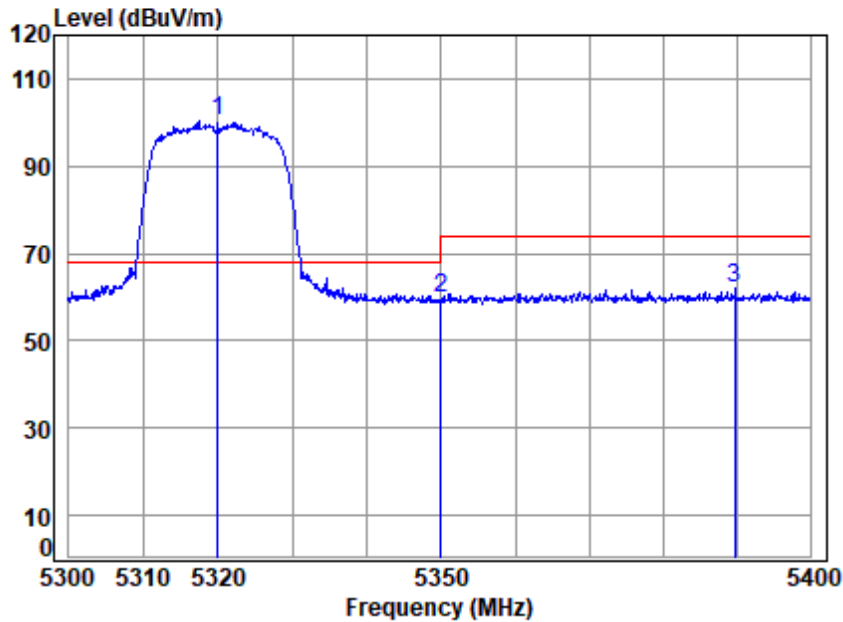


Unless otherwise agreed in writing, this document is issued by the Company subject to its General Conditions of Service printed overleaf, available on request or accessible at <https://www.sgs.com/en/Terms-and-Conditions>. Attention is drawn to the limitation of liability, indemnification and jurisdiction issues defined therein. Any holder of this document is advised that information contained hereon reflects the Company's findings at the time of its intervention only and within the limits of Client's instructions, if any. The Company's sole responsibility is to its Client and this document does not exonerate parties to a transaction from exercising all their rights and obligations under the transaction documents. This document cannot be reproduced except in full, without prior written approval of the Company. Any unauthorized alteration, forgery or falsification of the content or appearance of this document is unlawful and offenders may be prosecuted to the fullest extent of the law. Unless otherwise stated the results shown in this test report refer only to the sample(s) tested and such sample(s) are retained for 30 days only.

Attention: To check the authenticity of testing /inspection report & certificate, please contact us at telephone: (86-755) 8307 1443, or email: [CN.Doccheck@sgs.com](mailto:CN.Doccheck@sgs.com)



Test Mode: 02; Polarity: Vertical; Modulation:802.11ac; Bandwidth:20MHz; Channel:High

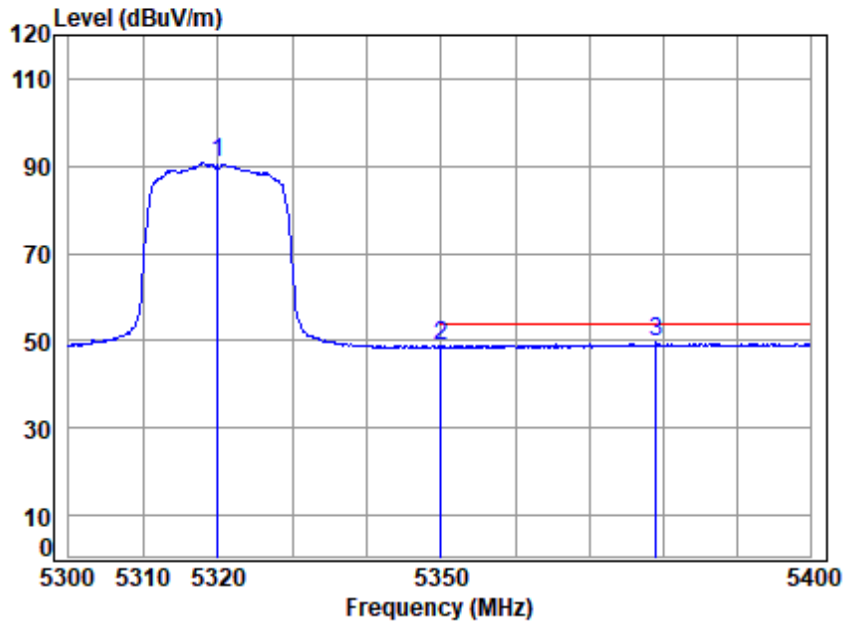


Site : chamber  
Condition: 3m VERTICAL  
Job No : 00043AT\00044AT  
Mode : 5320 Band edge  
: 5G WIFI 11AC20

		Cable	Ant	Preamp	Read		Limit	Over	
	Freq	Loss	Factor	Factor	Level	Level	Line	Limit	Remark
	MHz	dB	dB/m	dB	dBuV	dBuV/m	dBuV/m	dB	
1 p	5320.000	7.68	34.28	35.22	93.60	100.34	68.20	32.14	Peak
2	5350.020	7.70	34.40	35.21	52.76	59.65	74.00	-14.35	Peak
3	5389.815	7.73	34.56	35.19	54.92	62.02	74.00	-11.98	Peak



Test Mode: 02; Polarity: Vertical; Modulation:802.11ac; Bandwidth:20MHz; Channel:High



Site : chamber  
Condition: 3m VERTICAL  
Job No : 00043AT\00044AT  
Mode : 5320 Band edge  
: 5G WIFI 11AC20

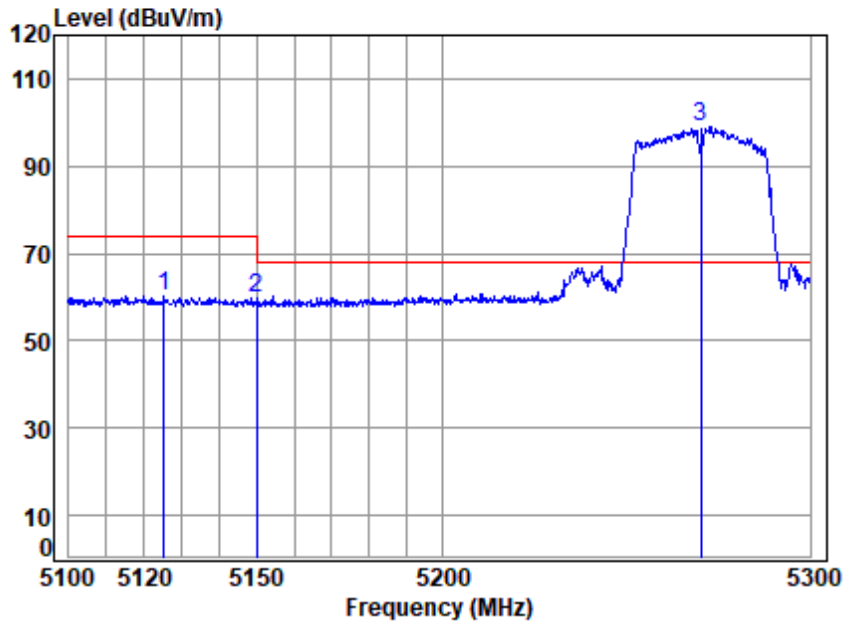
		Cable	Ant	Preamp	Read	Limit	Over	
	Freq	Loss	Factor	Factor	Level	Level	Line	Limit Remark
	MHz	dB	dB/m	dB	dBuV	dBuV/m	dBuV/m	dB
1	5320.000	7.68	34.28	35.22	84.06	90.80	-----	----- Average
2	5350.020	7.70	34.40	35.21	41.86	48.75	54.00	-5.25 Average
3 q	5379.046	7.73	34.52	35.19	42.53	49.59	54.00	-4.41 Average



Unless otherwise agreed in writing, this document is issued by the Company subject to its General Conditions of Service printed overleaf, available on request or accessible at <https://www.sgs.com/en/Terms-and-Conditions>. Attention is drawn to the limitation of liability, indemnification and jurisdiction issues defined therein. Any holder of this document is advised that information contained hereon reflects the Company's findings at the time of its intervention only and within the limits of Client's instructions, if any. The Company's sole responsibility is to its Client and this document does not exonerate parties to a transaction from exercising all their rights and obligations under the transaction documents. This document cannot be reproduced except in full, without prior written approval of the Company. Any unauthorized alteration, forgery or falsification of the content or appearance of this document is unlawful and offenders may be prosecuted to the fullest extent of the law. Unless otherwise stated the results shown in this test report refer only to the sample(s) tested and such sample(s) are retained for 30 days only.

Attention: To check the authenticity of testing /inspection report & certificate, please contact us at telephone: (86-755) 8307 1443, or email: [CN.Doccheck@sgs.com](mailto:CN.Doccheck@sgs.com)

Test Mode: 02; Polarity: Horizontal; Modulation:802.11ac; Bandwidth:40MHz; Channel:Low

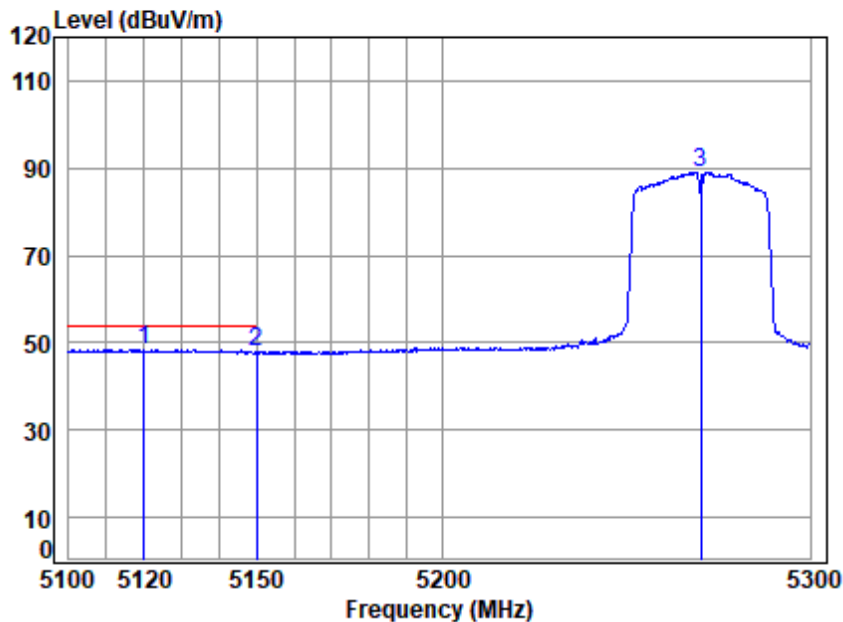


Site : chamber  
Condition: 3m HORIZONTAL  
Job No : 00043AT\00044AT  
Mode : 5270 Band edge  
: 5G WIFI 11AC40

		Cable	Ant	Preamp	Read		Limit	Over	
	Freq	Loss	Factor	Factor	Level	Level	Line	Limit	Remark
	MHz	dB	dB/m	dB	dBuV	dBuV/m	dBuV/m	dB	
1	5125.370	7.53	33.95	35.32	53.93	60.09	74.00	-13.91	peak
2	5149.980	7.55	33.90	35.31	53.70	59.84	74.00	-14.16	peak
3 p	5270.000	7.64	34.14	35.25	92.42	98.95	68.20	30.75	peak



Test Mode: 02; Polarity: Horizontal; Modulation:802.11ac; Bandwidth:40MHz; Channel:Low



Site : chamber  
Condition: 3m HORIZONTAL  
Job No : 00043AT\00044AT  
Mode : 5270 Band edge  
: 5G WIFI 11AC40

		Cable	Ant	Preamp	Read	Limit	Over	
Freq	Loss	Factor	Factor	Level	Level	Line	Limit	Remark
MHz	dB	dB/m	dB	dBuV	dBuV/m	dBuV/m	dB	
1 q 5119.853	7.53	33.96	35.33	42.24	48.40	54.00	-5.60	Average
2 5149.980	7.55	33.90	35.31	41.65	47.79	54.00	-6.21	Average
3 5270.000	7.64	34.14	35.25	82.59	89.12	-----	-----	Average





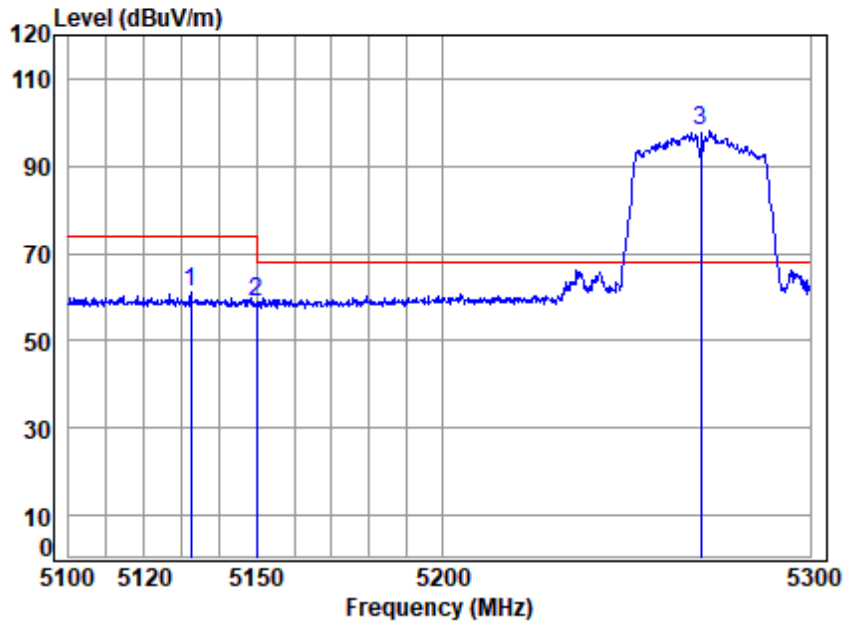
## SGS-CSTC Standards Technical Services Co., Ltd. Shenzhen Branch

SZEMC-TRF-01 Rev. A/1

Report No.: SZCR240100004303

Page: 209 of 476

Test Mode: 02; Polarity: Vertical; Modulation:802.11ac; Bandwidth:40MHz; Channel:Low



Site : chamber  
Condition: 3m VERTICAL  
Job No : 00043AT\00044AT  
Mode : 5270 Band edge  
: 5G WIFI 11AC40

		Cable	Ant	Preamp	Read		Limit	Over	
	Freq	Loss	Factor	Factor	Level	Level	Line	Limit	Remark
	MHz	dB	dB/m	dB	dBuV	dBuV/m	dBuV/m	dB	
1	5132.472	7.54	33.94	35.32	54.82	60.98	74.00	-13.02	Peak
2	5149.980	7.55	33.90	35.31	52.88	59.02	74.00	-14.98	Peak
3 p	5270.000	7.64	34.14	35.25	91.35	97.88	68.20	29.68	Peak



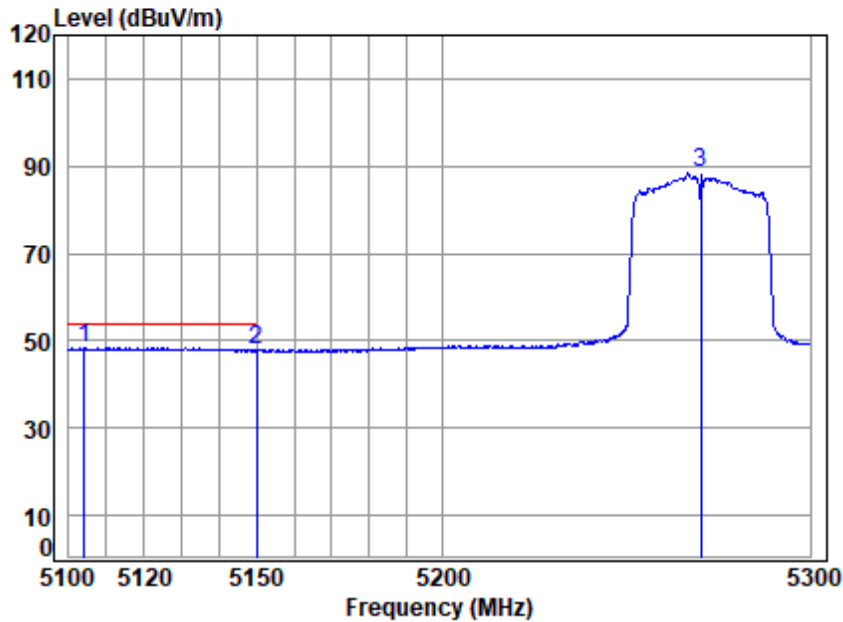
SGS-CSTC Standards Technical Services Co., Ltd.  
Shenzhen Branch

Unless otherwise agreed in writing, this document is issued by the Company subject to its General Conditions of Service printed overleaf, available on request or accessible at <https://www.sgs.com/en/Terms-and-Conditions>. Attention is drawn to the limitation of liability, indemnification and jurisdiction issues defined therein. Any holder of this document is advised that information contained hereon reflects the Company's findings at the time of its intervention only and within the limits of Client's instructions, if any. The Company's sole responsibility is to its Client and this document does not exonerate parties to a transaction from exercising all their rights and obligations under the transaction documents. This document cannot be reproduced except in full, without prior written approval of the Company. Any unauthorized alteration, forgery or falsification of the content or appearance of this document is unlawful and offenders may be prosecuted to the fullest extent of the law. Unless otherwise stated the results shown in this test report refer only to the sample(s) tested and such sample(s) are retained for 30 days only.

Attention: To check the authenticity of testing /inspection report & certificate, please contact us at telephone: (86-755) 8307 1443, or email: [CN.Doccheck@sgs.com](mailto:CN.Doccheck@sgs.com)

No.1 Workshop, M-10, Middle Section, Science & Technology Park, Nanshan District, Shenzhen, Guangdong, China 518057 t (86-755) 26012053 f (86-755) 26710594 www.sgs.com.cn  
中国·广东·深圳市南山区科技园中区M-10栋1号厂房 邮编: 518057 t (86-755) 26012053 f (86-755) 26710594 sgs.china@sgs.com

Test Mode: 02; Polarity: Vertical; Modulation:802.11ac; Bandwidth:40MHz; Channel:Low

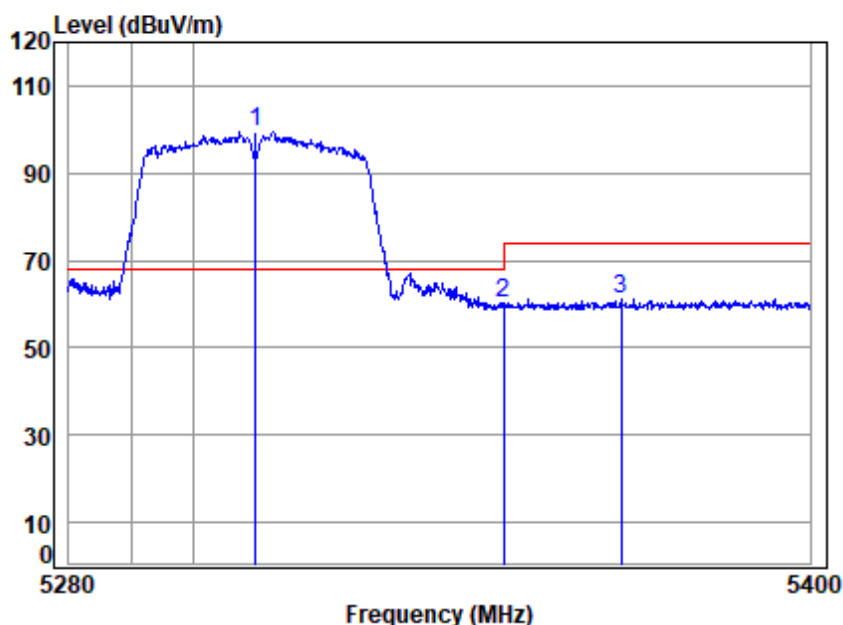


Site : chamber  
Condition: 3m VERTICAL  
Job No : 00043AT\00044AT  
Mode : 5270 Band edge  
: 5G WIFI 11AC40

		Cable	Ant	Preamp	Read	Limit	Over	
Freq	Loss	Factor	Factor	Level	Level	Line	Limit	Remark
MHz	dB	dB/m	dB	dBuV	dBuV/m	dBuV/m	dB	
1 q 5104.122	7.51	33.99	35.33	42.22	48.39	54.00	-5.61	Average
2 5149.980	7.55	33.90	35.31	41.65	47.79	54.00	-6.21	Average
3 5270.000	7.64	34.14	35.25	81.79	88.32	-----	-----	Average



Test Mode: 02; Polarity: Horizontal; Modulation:802.11ac; Bandwidth:40MHz; Channel:High



Site : chamber  
Condition: 3m HORIZONTAL  
Job No : 00043AT\00044AT  
Mode : 5310 Band edge  
: 5G WIFI 11AC40

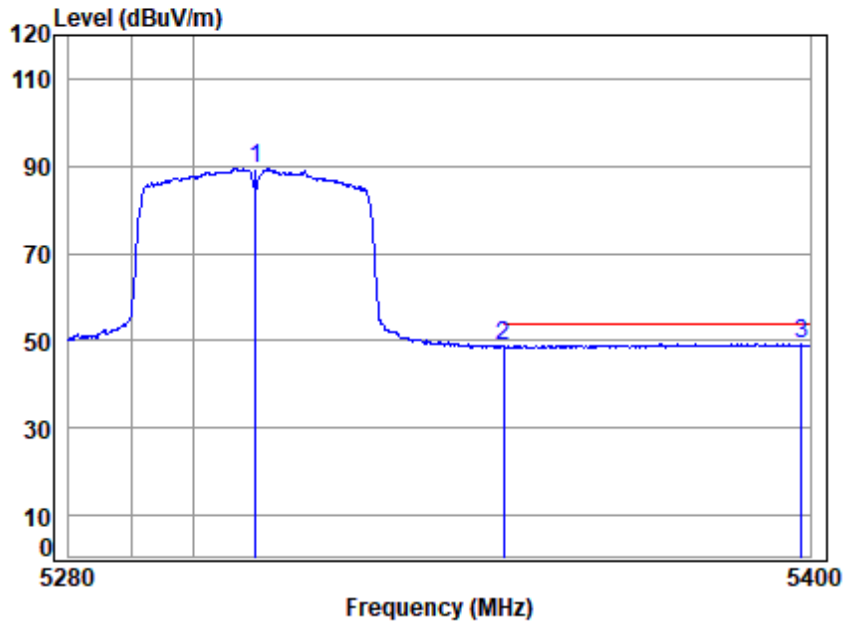
		Cable	Ant	Preamp	Read		Limit	Over	
	Freq	Loss	Factor	Factor	Level	Level	Line	Limit	Remark
	MHz	dB	dB/m	dB	dBuV	dBuV/m	dBuV/m	dB	
1 p	5310.000	7.67	34.24	35.23	92.66	99.34	68.20	31.14	peak
2	5350.020	7.70	34.40	35.21	53.28	60.17	74.00	-13.83	peak
3	5369.144	7.72	34.48	35.20	54.22	61.22	74.00	-12.78	peak



Unless otherwise agreed in writing, this document is issued by the Company subject to its General Conditions of Service printed overleaf, available on request or accessible at <https://www.sgs.com/en/Terms-and-Conditions>. Attention is drawn to the limitation of liability, indemnification and jurisdiction issues defined therein. Any holder of this document is advised that information contained hereon reflects the Company's findings at the time of its intervention only and within the limits of Client's instructions, if any. The Company's sole responsibility is to its Client and this document does not exonerate parties to a transaction from exercising all their rights and obligations under the transaction documents. This document cannot be reproduced except in full, without prior written approval of the Company. Any unauthorized alteration, forgery or falsification of the content or appearance of this document is unlawful and offenders may be prosecuted to the fullest extent of the law. Unless otherwise stated the results shown in this test report refer only to the sample(s) tested and such sample(s) are retained for 30 days only.

Attention: To check the authenticity of testing /inspection report & certificate, please contact us at telephone: (86-755) 8307 1443, or email: [CN.Doccheck@sgs.com](mailto:CN.Doccheck@sgs.com)

Test Mode: 02; Polarity: Horizontal; Modulation:802.11ac; Bandwidth:40MHz; Channel:High



Site : chamber  
Condition: 3m HORIZONTAL  
Job No : 00043AT\00044AT  
Mode : 5310 Band edge  
: 5G WIFI 11AC40

		Cable	Ant	Preamp	Read	Limit	Over	
	Freq	Loss	Factor	Factor	Level	Level	Line	Limit Remark
	MHz	dB	dB/m	dB	dBuV	dBuV/m	dBuV/m	dB
1	5310.000	7.67	34.24	35.23	82.93	89.61	-----	----- Average
2	5350.020	7.70	34.40	35.21	41.85	48.74	54.00	-5.26 Average
3 q	5398.665	7.74	34.59	35.18	42.06	49.21	54.00	-4.79 Average

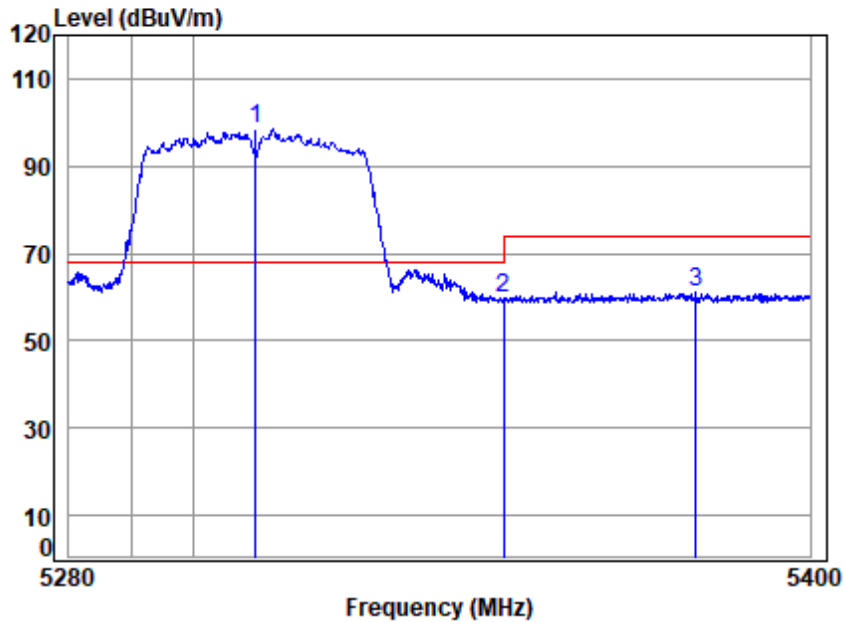


Unless otherwise agreed in writing, this document is issued by the Company subject to its General Conditions of Service printed overleaf, available on request or accessible at <https://www.sgs.com/en/Terms-and-Conditions>. Attention is drawn to the limitation of liability, indemnification and jurisdiction issues defined therein. Any holder of this document is advised that information contained hereon reflects the Company's findings at the time of its intervention only and within the limits of Client's instructions, if any. The Company's sole responsibility is to its Client and this document does not exonerate parties to a transaction from exercising all their rights and obligations under the transaction documents. This document cannot be reproduced except in full, without prior written approval of the Company. Any unauthorized alteration, forgery or falsification of the content or appearance of this document is unlawful and offenders may be prosecuted to the fullest extent of the law. Unless otherwise stated the results shown in this test report refer only to the sample(s) tested and such sample(s) are retained for 30 days only.

Attention: To check the authenticity of testing /inspection report & certificate, please contact us at telephone: (86-755) 8307 1443, or email: [CN.Doccheck@sgs.com](mailto:CN.Doccheck@sgs.com)



Test Mode: 02; Polarity: Vertical; Modulation:802.11ac; Bandwidth:40MHz; Channel:High

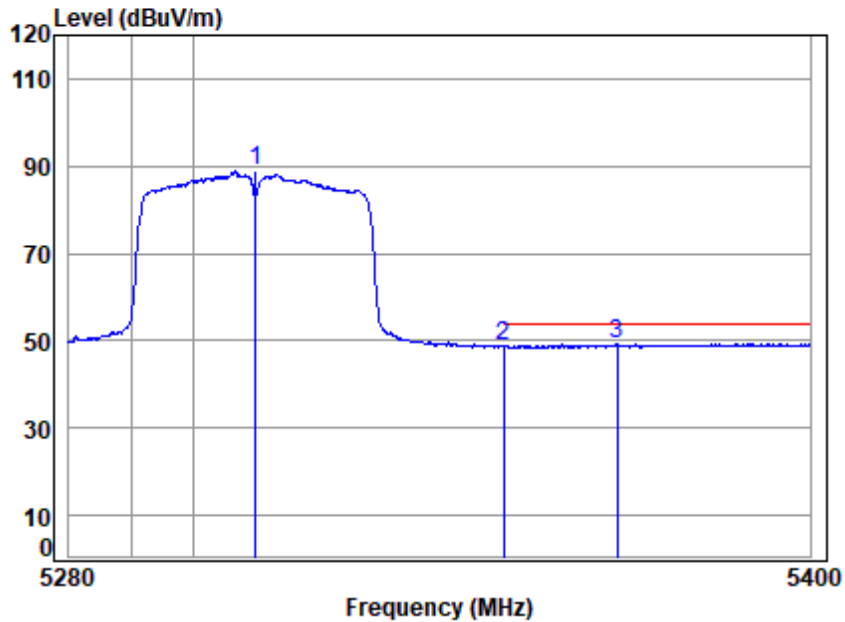


Site : chamber  
Condition: 3m VERTICAL  
Job No : 00043AT\00044AT  
Mode : 5310 Band edge  
: 5G WIFI 11AC40

		Cable	Ant	Preamp	Read		Limit	Over	
	Freq	Loss	Factor	Factor	Level	Level	Line	Limit	Remark
	MHz	dB	dB/m	dB	dBuV	dBuV/m	dBuV/m	dB	
1 p	5310.000	7.67	34.24	35.23	91.65	98.33	68.20	30.13	Peak
2	5350.020	7.70	34.40	35.21	53.05	59.94	74.00	-14.06	Peak
3	5381.344	7.73	34.53	35.19	53.97	61.04	74.00	-12.96	Peak



Test Mode: 02; Polarity: Vertical; Modulation:802.11ac; Bandwidth:40MHz; Channel:High



Site : chamber  
Condition: 3m VERTICAL  
Job No : 00043AT\00044AT  
Mode : 5310 Band edge  
: 5G WIFI 11AC40

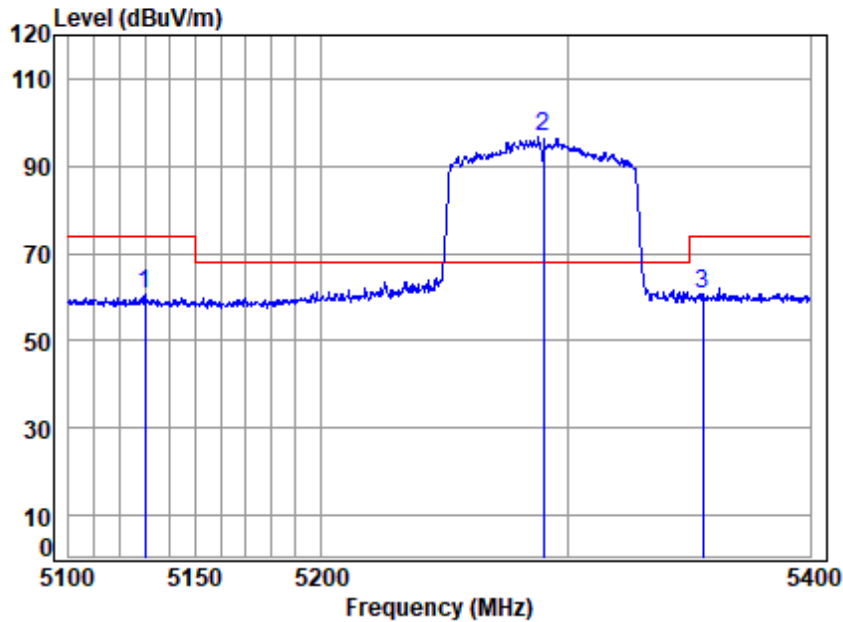
		Cable	Ant	Preamp	Read	Limit	Over	
	Freq	Loss	Factor	Factor	Level	Line	Limit	Remark
	MHz	dB	dB/m	dB	dBuV	dBuV/m	dBuV/m	dB
1	5310.000	7.67	34.24	35.23	82.12	88.80	-----	Average
2	5350.020	7.70	34.40	35.21	41.88	48.77	54.00	-5.23 Average
3 q	5368.540	7.72	34.47	35.20	42.28	49.27	54.00	-4.73 Average



Unless otherwise agreed in writing, this document is issued by the Company subject to its General Conditions of Service printed overleaf, available on request or accessible at <https://www.sgs.com/en/Terms-and-Conditions>. Attention is drawn to the limitation of liability, indemnification and jurisdiction issues defined therein. Any holder of this document is advised that information contained hereon reflects the Company's findings at the time of its intervention only and within the limits of Client's instructions, if any. The Company's sole responsibility is to its Client and this document does not exonerate parties to a transaction from exercising all their rights and obligations under the transaction documents. This document cannot be reproduced except in full, without prior written approval of the Company. Any unauthorized alteration, forgery or falsification of the content or appearance of this document is unlawful and offenders may be prosecuted to the fullest extent of the law. Unless otherwise stated the results shown in this test report refer only to the sample(s) tested and such sample(s) are retained for 30 days only.

Attention: To check the authenticity of testing /inspection report & certificate, please contact us at telephone: (86-755) 8307 1443, or email: CN.Doccheck@sgs.com

Test Mode: 02; Polarity: Horizontal; Modulation: 802.11ac; Bandwidth: 80MHz; Channel: middle

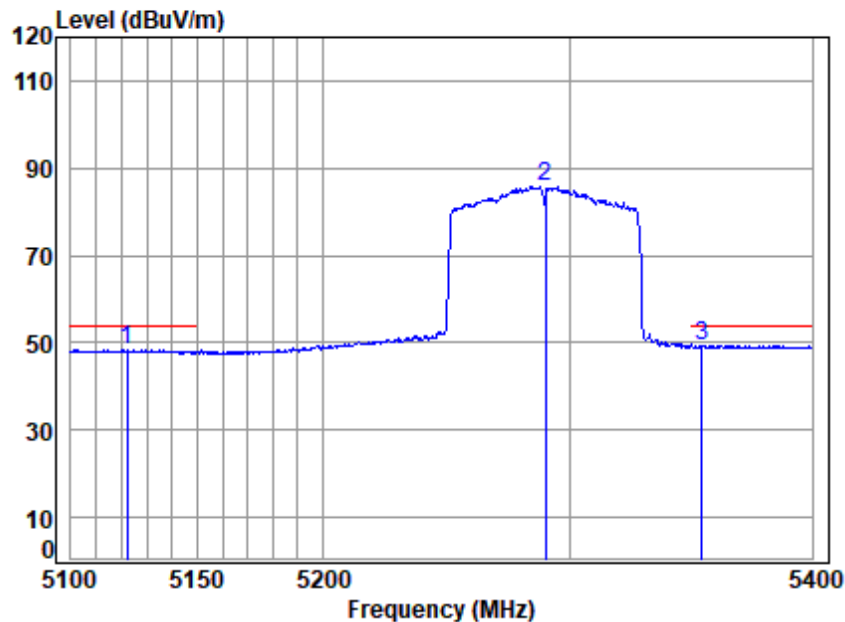


Site : chamber  
Condition: 3m HORIZONTAL  
Job No : 00043AT\00044AT  
Mode : 5290 Band edge  
: 5G WIFI 11AC80

		Cable	Ant	Preamp	Read	Limit	Over	
	Freq	Loss	Factor	Factor	Level	Line	Limit	Remark
	MHz	dB	dB/m	dB	dBuV	dBuV/m	dBuV/m	dB
1	5130.114	7.53	33.94	35.32	54.38	60.53	74.00	-13.47 peak
2 p	5290.000	7.66	34.18	35.24	90.21	96.81	68.20	28.61 peak
3	5355.736	7.71	34.42	35.21	53.75	60.67	74.00	-13.33 peak



Test Mode: 02; Polarity: Horizontal; Modulation:802.11ac; Bandwidth:80MHz; Channel:middle



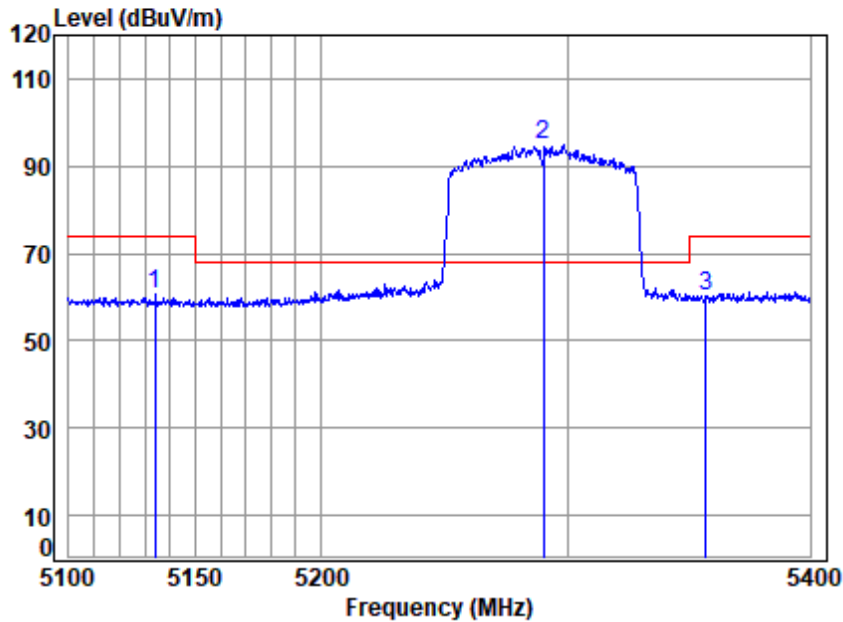
Site : chamber  
Condition: 3m HORIZONTAL  
Job No : 00043AT\00044AT  
Mode : 5290 Band edge  
: 5G WIFI 11AC80

		Cable	Ant	Preamp	Read	Limit	Over	
	Freq	Loss	Factor	Factor	Level	Line	Limit	Remark
	MHz	dB	dB/m	dB	dBuV	dBuV/m	dBuV/m	dB
1	5122.203	7.53	33.96	35.33	42.23	48.39	54.00	-5.61 Average
2	5290.000	7.66	34.18	35.24	79.25	85.85	-----	----- Average
3 q	5354.206	7.71	34.42	35.21	42.53	49.45	54.00	-4.55 Average





Test Mode: 02; Polarity: Vertical; Modulation:802.11ac; Bandwidth:80MHz; Channel:middle



Site : chamber  
Condition: 3m VERTICAL  
Job No : 00043AT\00044AT  
Mode : 5290 Band edge  
: 5G WIFI 11AC80

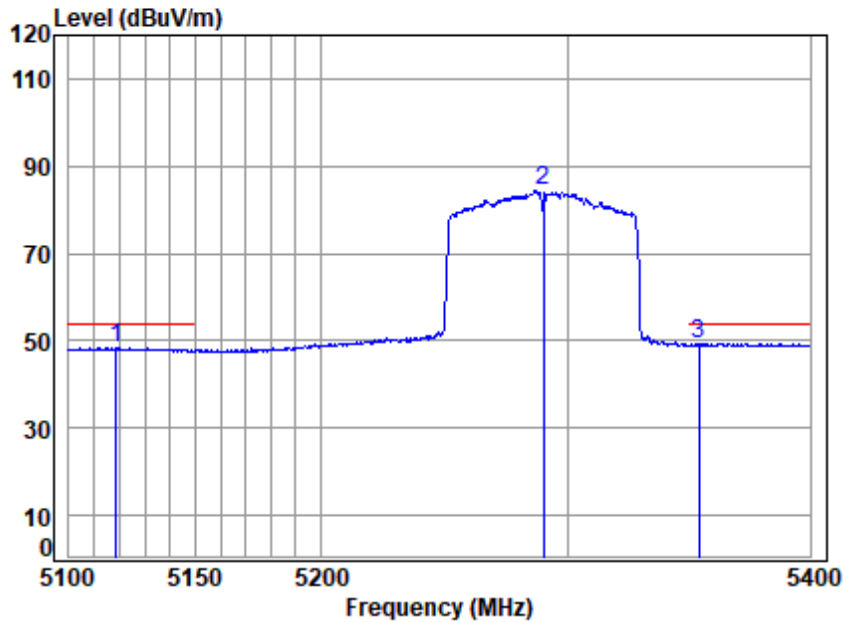
		Cable	Ant	Preamp	Read		Limit	Over	
	Freq	Loss	Factor	Factor	Level	Level	Line	Limit	Remark
	MHz	dB	dB/m	dB	dBuV	dBuV/m	dBuV/m	dB	
1	5134.221	7.54	33.93	35.32	54.48	60.63	74.00	-13.37	Peak
2 p	5290.000	7.66	34.18	35.24	88.35	94.95	68.20	26.75	Peak
3	5356.960	7.71	34.43	35.20	53.43	60.37	74.00	-13.63	Peak



Unless otherwise agreed in writing, this document is issued by the Company subject to its General Conditions of Service printed overleaf, available on request or accessible at <https://www.sgs.com/en/Terms-and-Conditions>. Attention is drawn to the limitation of liability, indemnification and jurisdiction issues defined therein. Any holder of this document is advised that information contained hereon reflects the Company's findings at the time of its intervention only and within the limits of Client's instructions, if any. The Company's sole responsibility is to its Client and this document does not exonerate parties to a transaction from exercising all their rights and obligations under the transaction documents. This document cannot be reproduced except in full, without prior written approval of the Company. Any unauthorized alteration, forgery or falsification of the content or appearance of this document is unlawful and offenders may be prosecuted to the fullest extent of the law. Unless otherwise stated the results shown in this test report refer only to the sample(s) tested and such sample(s) are retained for 30 days only.

Attention: To check the authenticity of testing /inspection report & certificate, please contact us at telephone: (86-755) 8307 1443, or email: [CN.Doccheck@sgs.com](mailto:CN.Doccheck@sgs.com)

Test Mode: 02; Polarity: Vertical; Modulation:802.11ac; Bandwidth:80MHz; Channel:middle

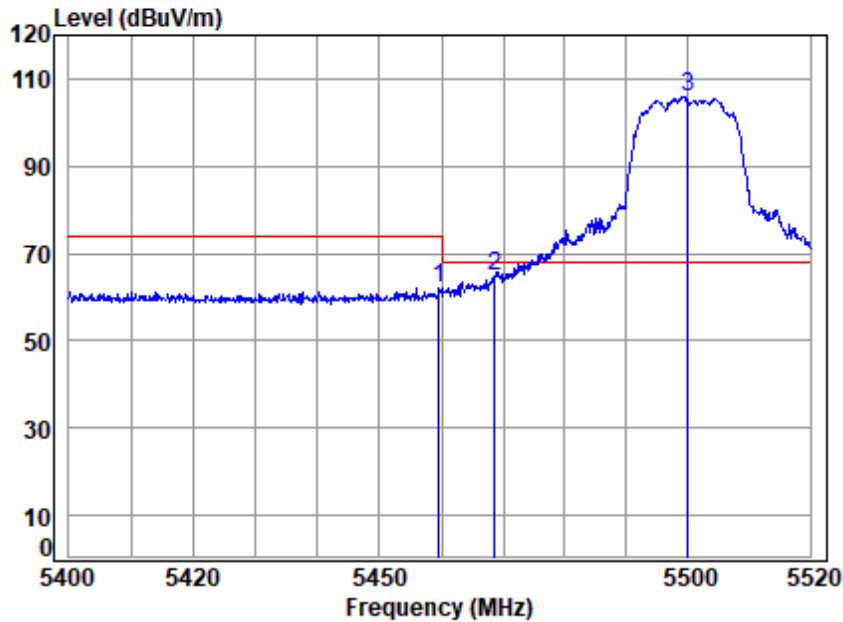


Site : chamber  
Condition: 3m VERTICAL  
Job No : 00043AT\00044AT  
Mode : 5290 Band edge  
: 5G WIFI 11AC80

		Cable	Ant	Preamp	Read	Limit	Over	
	Freq	Loss	Factor	Factor	Level	Line	Limit	Remark
	MHz	dB	dB/m	dB	dBuV	dBuV/m	dBuV/m	dB
1	5118.690	7.53	33.96	35.33	42.39	48.55	54.00	-5.45 Average
2	5290.000	7.66	34.18	35.24	77.76	84.36	-----	----- Average
3 q	5353.899	7.71	34.42	35.21	42.41	49.33	54.00	-4.67 Average



Test Mode: 03; Polarity: Horizontal; Modulation:802.11a; Bandwidth:20MHz; Channel:Low

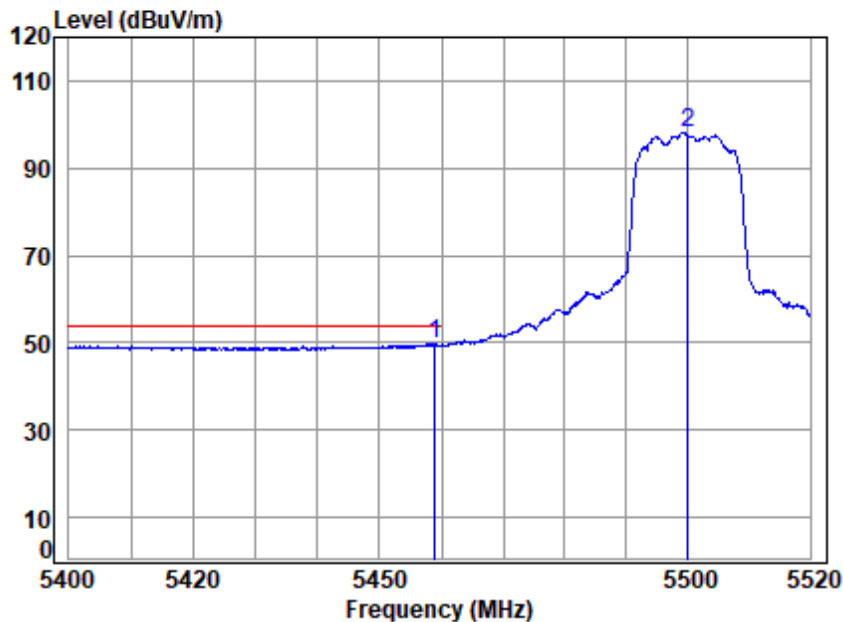


Site : chamber  
Condition: 3m HORIZONTAL  
Job No : 00043AT\00044AT  
Mode : 5500 Band edge  
: 5G WIFI 11A

		Cable	Ant	Preamp	Read	Limit	Over	
Freq		Loss	Factor	Factor	Level	Level	Line	Limit Remark
MHz		dB	dB/m	dB	dBuV	dBuV/m	dBuV/m	dB
1	5459.670	7.79	34.66	35.15	54.72	62.02	74.00	-11.98 peak
2	5468.678	7.79	34.63	35.15	57.56	64.83	68.20	-3.37 peak
3 p	5500.000	7.82	34.50	35.13	98.81	106.00	68.20	37.80 peak



Test Mode: 03; Polarity: Horizontal; Modulation:802.11a; Bandwidth:20MHz; Channel:Low



Site : chamber  
Condition: 3m HORIZONTAL  
Job No : 00043AT\00044AT  
Mode : 5500 Band edge  
: 5G WIFI 11A

		Cable	Ant	Preamp	Read	Limit	Over	
Freq	Loss	Factor	Factor	Level	Level	Line	Limit	Remark
MHz	dB	dB/m	dB	dBuV	dBuV/m	dBuV/m	dB	
1 q 5458.950	7.79	34.66	35.15	42.29	49.59	54.00	-4.41	Average
2 5500.000	7.82	34.50	35.13	90.90	98.09	-----	-----	Average

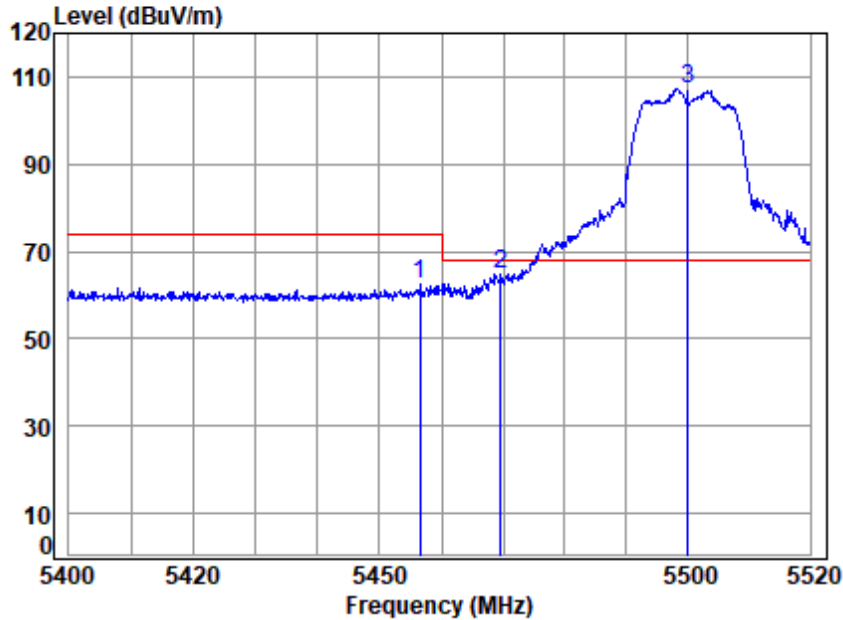


Unless otherwise agreed in writing, this document is issued by the Company subject to its General Conditions of Service printed overleaf, available on request or accessible at <https://www.sgs.com/en/Terms-and-Conditions>. Attention is drawn to the limitation of liability, indemnification and jurisdiction issues defined therein. Any holder of this document is advised that information contained hereon reflects the Company's findings at the time of its intervention only and within the limits of Client's instructions, if any. The Company's sole responsibility is to its Client and this document does not exonerate parties to a transaction from exercising all their rights and obligations under the transaction documents. This document cannot be reproduced except in full, without prior written approval of the Company. Any unauthorized alteration, forgery or falsification of the content or appearance of this document is unlawful and offenders may be prosecuted to the fullest extent of the law. Unless otherwise stated the results shown in this test report refer only to the sample(s) tested and such sample(s) are retained for 30 days only.

Attention: To check the authenticity of testing /inspection report & certificate, please contact us at telephone: (86-755) 8307 1443, or email: [CN.Doccheck@sgs.com](mailto:CN.Doccheck@sgs.com)



Test Mode: 03; Polarity: Vertical; Modulation:802.11a; Bandwidth:20MHz; Channel:Low

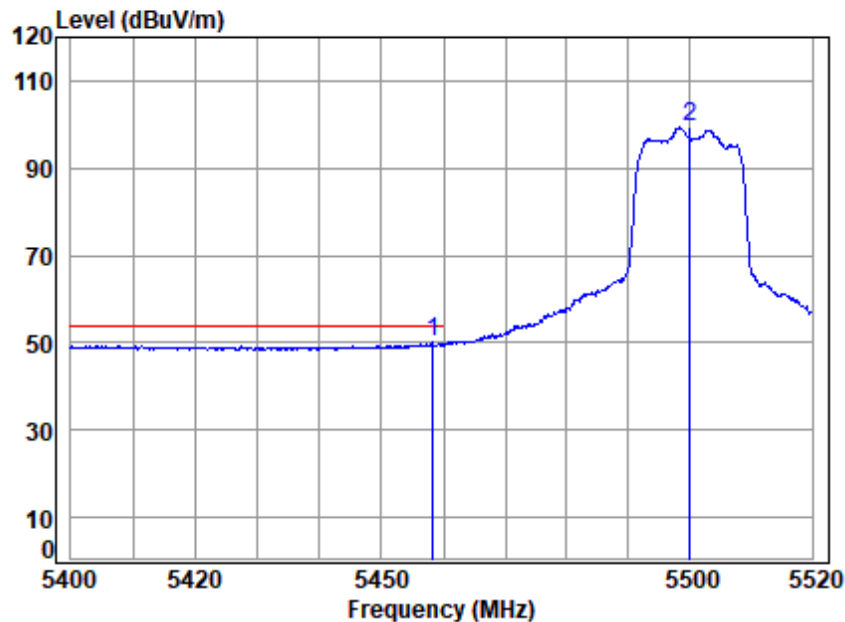


Site : chamber  
Condition: 3m VERTICAL  
Job No : 00043AT\00044AT  
Mode : 5500 Band edge  
: 5G WIFI 11A

		Cable	Ant	Preamp	Read	Limit	Over	
Freq		Loss	Factor	Factor	Level	Level	Line	Limit Remark
MHz		dB	dB/m	dB	dBuV	dBuV/m	dBuV/m	dB
1	5456.551	7.78	34.67	35.16	55.01	62.30	74.00	-11.70 Peak
2	5469.639	7.79	34.62	35.15	57.55	64.81	68.20	-3.39 peak
3 p	5500.000	7.82	34.50	35.13	100.07	107.26	68.20	39.06 Peak



Test Mode: 03; Polarity: Vertical; Modulation:802.11a; Bandwidth:20MHz; Channel:Low

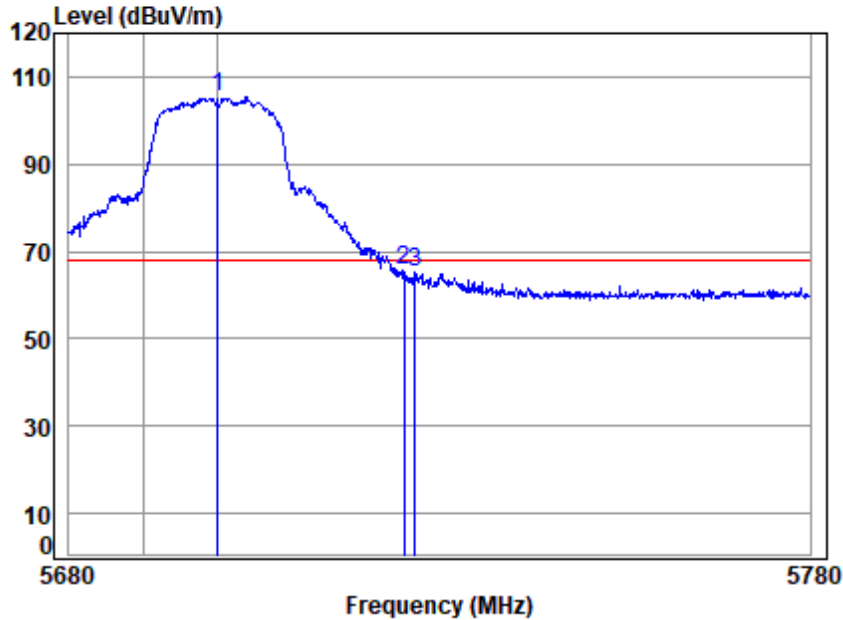


Site : chamber  
Condition: 3m VERTICAL  
Job No : 00043AT\00044AT  
Mode : 5500 Band edge  
: 5G WIFI 11A

		Cable	Ant	Preamp	Read	Limit	Over	
Freq	Loss	Factor	Factor	Level	Level	Line	Limit	Remark
MHz	dB	dB/m	dB	dBuV	dBuV/m	dBuV/m	dB	
1 q 5458.230	7.79	34.67	35.15	42.81	50.12	54.00	-3.88	Average
2 5500.000	7.82	34.50	35.13	92.10	99.29	-----	-----	Average



Test Mode: 03; Polarity: Horizontal; Modulation:802.11a; Bandwidth:20MHz; Channel:High

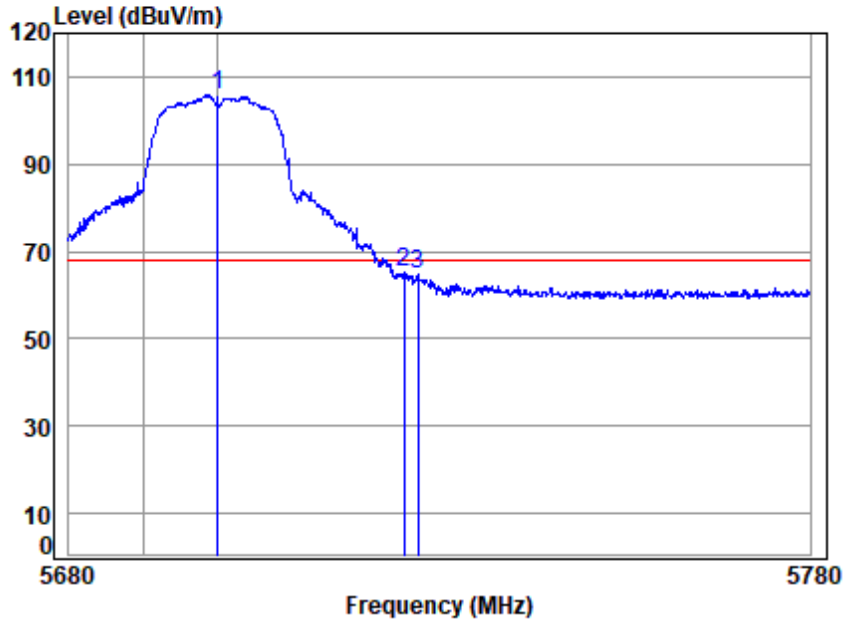


Site : chamber  
Condition: 3m HORIZONTAL  
Job No : 00043AT\00044AT  
Mode : 5700 Band edge  
: 5G WIFI 11A

		Cable	Ant	Preamp	Read	Limit	Over	
Freq	Loss	Factor	Factor	Level	Level	Line	Limit	Remark
MHz	dB	dB/m	dB	dBuV	dBuV/m	dBuV/m	dB	
1 p 5700.000	7.96	34.30	35.04	98.07	105.29	68.20	37.09	peak
2 5725.000	7.98	34.25	35.03	58.46	65.66	68.20	-2.54	peak
3 5726.483	7.98	34.25	35.03	57.89	65.09	68.20	-3.11	peak



Test Mode: 03; Polarity: Vertical; Modulation:802.11a; Bandwidth:20MHz; Channel:High



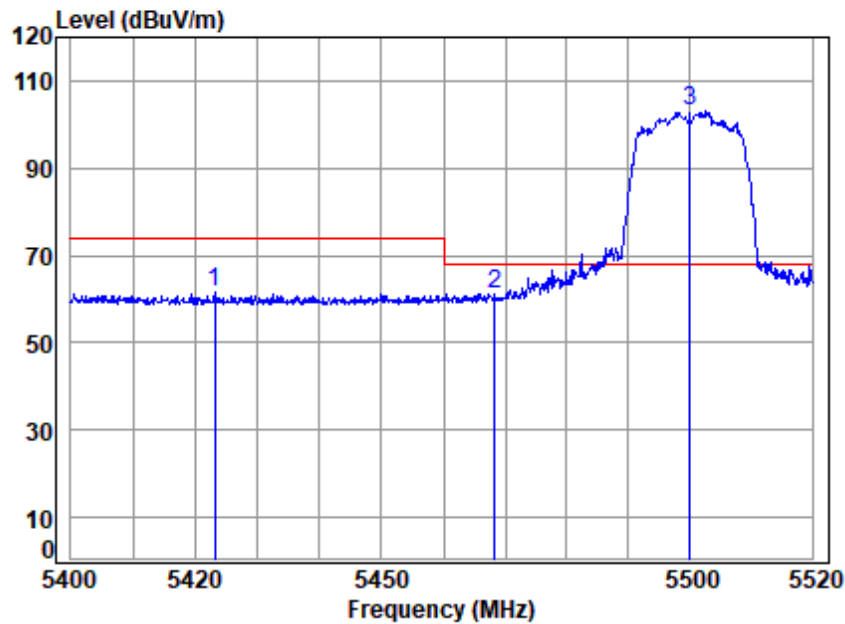
Site : chamber  
Condition: 3m VERTICAL  
Job No : 00043AT\00044AT  
Mode : 5700 Band edge  
: 5G WIFI 11A

		Cable	Ant	Preamp	Read	Limit	Over	
Freq	Loss	Factor	Factor	Level	Level	Line	Limit	Remark
MHz	dB	dB/m	dB	dBuV	dBuV/m	dBuV/m	dB	
1 p 5700.000	7.96	34.30	35.04	98.66	105.88	68.20	37.68	Peak
2 5725.000	7.98	34.25	35.03	57.89	65.09	68.20	-3.11	Peak
3 5726.883	7.98	34.25	35.03	57.65	64.85	68.20	-3.35	Peak





Test Mode: 03; Polarity: Horizontal; Modulation: 802.11ac; Bandwidth: 20MHz; Channel: Low

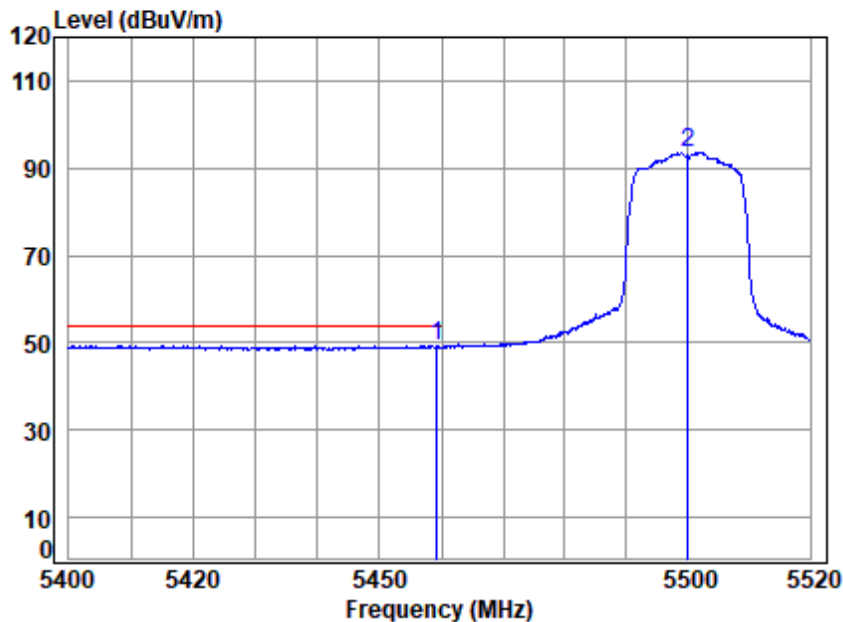


Site : chamber  
Condition: 3m HORIZONTAL  
Job No : 00043AT\00044AT  
Mode : 5500 Band edge  
: 5G WIFI 11AC20

		Cable	Ant	Preamp	Read		Limit	Over	
	Freq	Loss	Factor	Factor	Level	Level	Line	Limit	Remark
	MHz	dB	dB/m	dB	dBuV	dBuV/m	dBuV/m	dB	
1	5423.074	7.76	34.65	35.17	54.53	61.77	74.00	-12.23	peak
2	5468.317	7.79	34.63	35.15	54.03	61.30	68.20	-6.90	peak
3 p	5500.000	7.82	34.50	35.13	95.75	102.94	68.20	34.74	peak



Test Mode: 03; Polarity: Horizontal; Modulation:802.11ac; Bandwidth:20MHz; Channel:Low

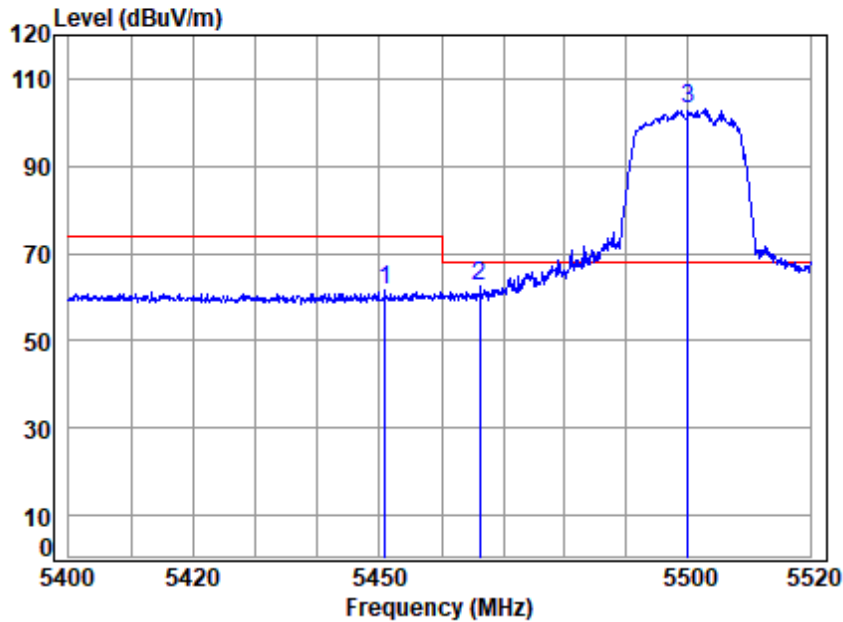


Site : chamber  
Condition: 3m HORIZONTAL  
Job No : 00043AT\00044AT  
Mode : 5500 Band edge  
: 5G WIFI 11AC20

		Cable	Ant	Preamp	Read	Limit	Over	
Freq	Loss	Factor	Factor	Level	Level	Line	Limit	Remark
MHz	dB	dB/m	dB	dBuV	dBuV/m	dBuV/m	dB	
1 q 5459.190	7.79	34.66	35.15	42.06	49.36	54.00	-4.64	Average
2 5500.000	7.82	34.50	35.13	86.54	93.73	-----	-----	Average



Test Mode: 03; Polarity: Vertical; Modulation:802.11ac; Bandwidth:20MHz; Channel:Low

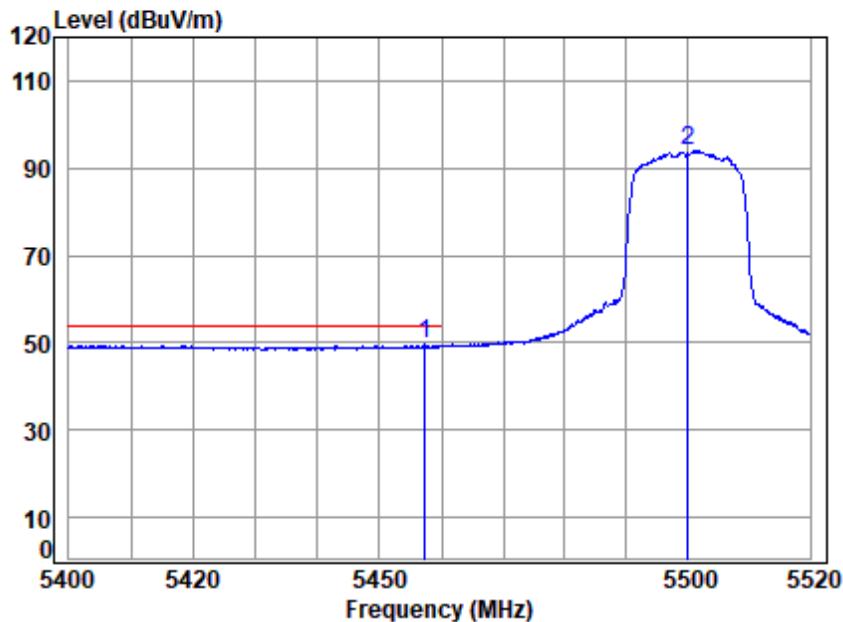


Site : chamber  
Condition: 3m VERTICAL  
Job No : 00043AT\00044AT  
Mode : 5500 Band edge  
: 5G WIFI 11AC20

		Cable	Ant	Preamp	Read		Limit	Over	
	Freq	Loss	Factor	Factor	Level	Level	Line	Limit	Remark
	MHz	dB	dB/m	dB	dBuV	dBuV/m	dBuV/m	dB	
1	5450.917	7.78	34.70	35.16	54.09	61.41	74.00	-12.59	Peak
2	5466.274	7.79	34.63	35.15	55.29	62.56	68.20	-5.64	peak
3 p	5500.000	7.82	34.50	35.13	95.96	103.15	68.20	34.95	Peak



Test Mode: 03; Polarity: Vertical; Modulation:802.11ac; Bandwidth:20MHz; Channel:Low



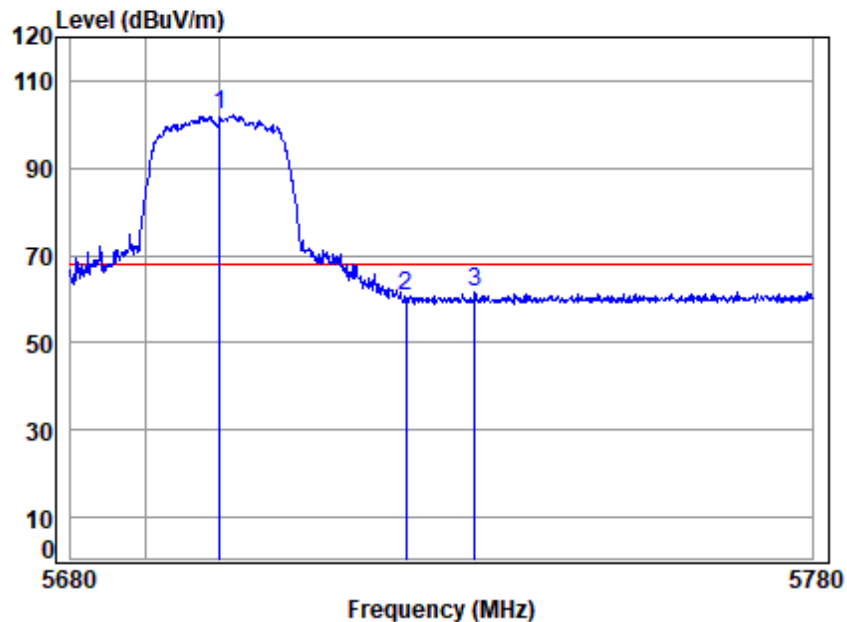
Site : chamber  
Condition: 3m VERTICAL  
Job No : 00043AT\00044AT  
Mode : 5500 Band edge  
: 5G WIFI 11AC20

		Cable	Ant	Preamp	Read	Limit	Over	
Freq	Loss	Factor	Factor	Level	Level	Line	Limit	Remark
MHz	dB	dB/m	dB	dBuV	dBuV/m	dBuV/m	dB	
1 q 5457.271	7.79	34.67	35.15	42.32	49.63	54.00	-4.37	Average
2 5500.000	7.82	34.50	35.13	86.88	94.07	-----	-----	Average





Test Mode: 03; Polarity: Horizontal; Modulation: 802.11ac; Bandwidth: 20MHz; Channel: High



Site : chamber  
 Condition: 3m HORIZONTAL  
 Job No : 00043AT\00044AT  
 Mode : 5700 Band edge  
 : 5G WIFI 11AC20

	Freq	Cable Loss	Ant Factor	Preamplifier Factor	Read Level	Level	Limit Line	Over Limit	Remark
	MHz	dB	dB/m	dB	dBuV	dBuV/m	dBuV/m	dB	
1 p	5700.000	7.96	34.30	35.04	94.91	102.13	68.20	33.93	peak
2	5725.000	7.98	34.25	35.03	53.27	60.47	68.20	-7.73	peak
3	5734.284	7.99	34.23	35.02	54.62	61.82	68.20	-6.38	peak



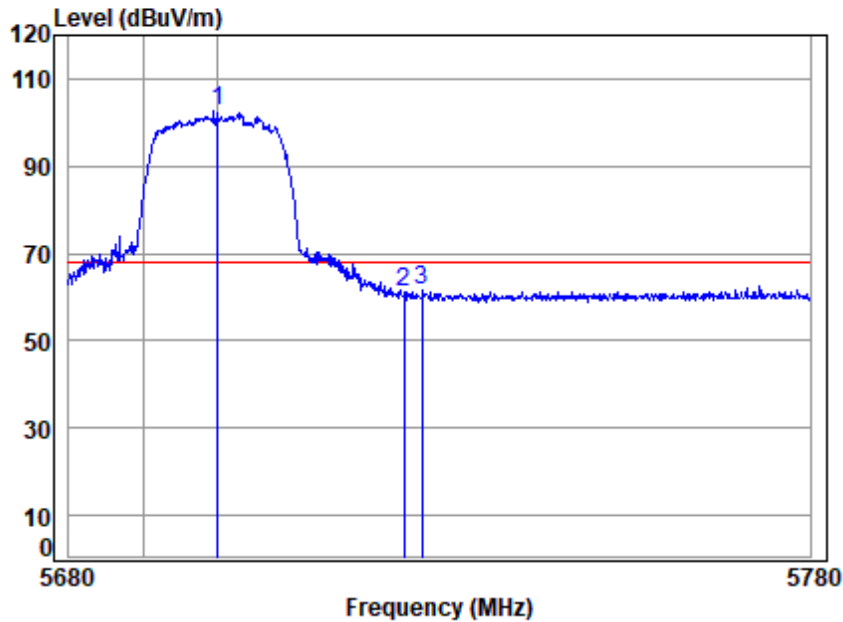
Unless otherwise agreed in writing, this document is issued by the Company subject to its General Conditions of Service printed overleaf, available on request or accessible at <https://www.sgs.com/en/Terms-and-Conditions>. Attention is drawn to the limitation of liability, indemnification and jurisdiction issues defined therein. Any holder of this document is advised that information contained hereon reflects the Company's findings at the time of its intervention only and within the limits of Client's instructions, if any. The Company's sole responsibility is to its Client and this document does not exonerate parties to a transaction from exercising all their rights and obligations under the transaction documents. This document cannot be reproduced except in full, without prior written approval of the Company. Any unauthorized alteration, forgery or falsification of the content or appearance of this document is unlawful and offenders may be prosecuted to the fullest extent of the law. Unless otherwise stated the results shown in this test report refer only to the sample(s) tested and such sample(s) are retained for 30 days only.

Attention: To check the authenticity of testing / inspection report & certificate, please contact us at telephone: (86-755) 8307 1443, or email: [CN.Doccheck@sgs.com](mailto:CN.Doccheck@sgs.com)

SGS-CSTC Standards Technical Services Co., Ltd.  
 Shenzhen Branch

No.1 Workshop, M-10, Middle Section, Science & Technology Park, Nanshan District, Shenzhen, Guangdong, China 518057 t (86-755) 26012053 f (86-755) 26710594 www.sgs.com.cn  
 中国·广东·深圳市南山区科技园中区M-10栋1号厂房 邮编: 518057 t (86-755) 26012053 f (86-755) 26710594 sgs.china@sgs.com

Test Mode: 03; Polarity: Vertical; Modulation:802.11ac; Bandwidth:20MHz; Channel:High

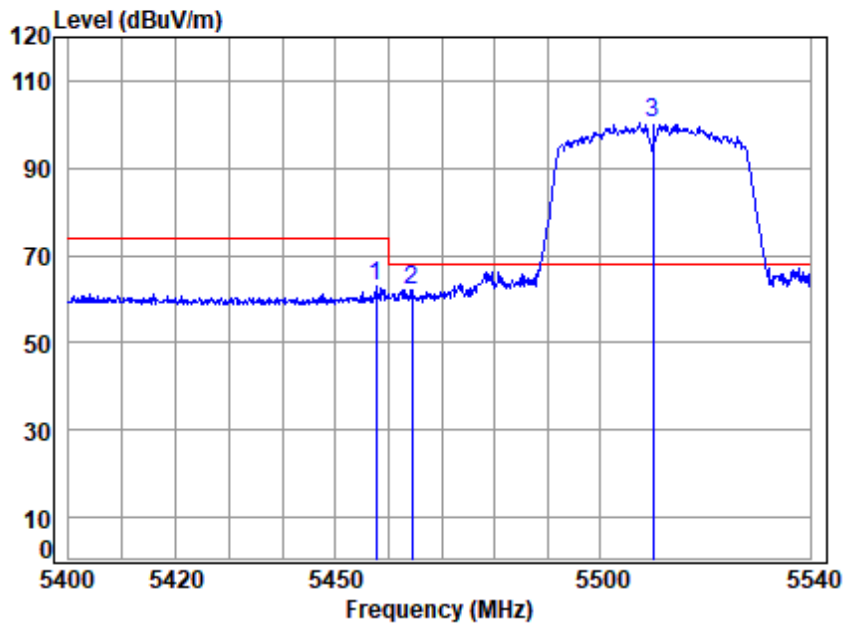


Site : chamber  
Condition: 3m VERTICAL  
Job No : 00043AT\00044AT  
Mode : 5700 Band edge  
: 5G WIFI 11AC20

		Cable	Ant	Preamp	Read	Limit	Over	
Freq	Loss	Factor	Factor	Level	Level	Line	Limit	Remark
MHz	dB	dB/m	dB	dBuV	dBuV/m	dBuV/m	dB	
1 p 5700.000	7.96	34.30	35.04	95.53	102.75	68.20	34.55	Peak
2 5725.000	7.98	34.25	35.03	53.80	61.00	68.20	-7.20	Peak
3 5727.482	7.98	34.25	35.02	54.28	61.49	68.20	-6.71	Peak



Test Mode: 03; Polarity: Horizontal; Modulation: 802.11ac; Bandwidth: 40MHz; Channel: Low

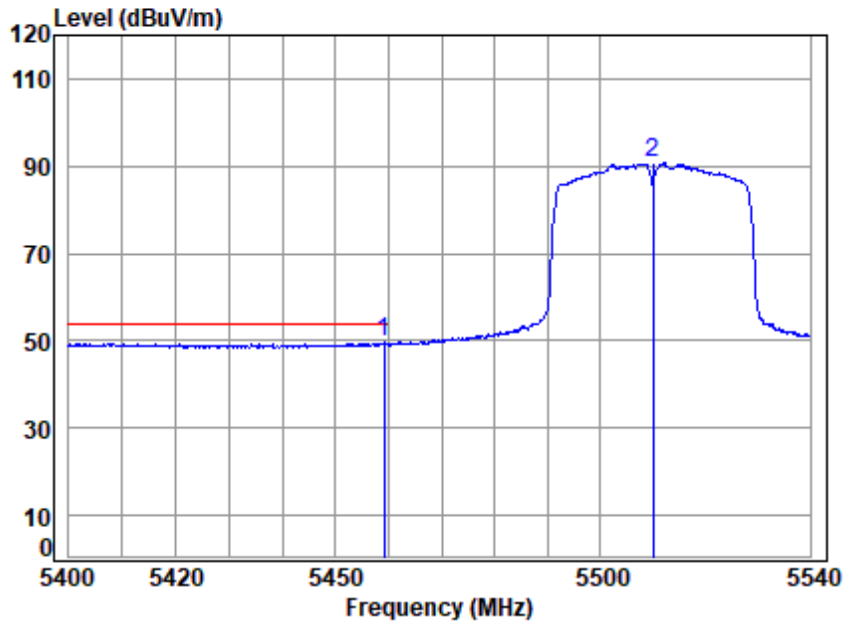


Site : chamber  
Condition: 3m HORIZONTAL  
Job No : 00043AT\00044AT  
Mode : 5510 Band edge  
: 5G WIFI 11AC40

		Cable	Ant	Preamp	Read	Limit	Over	
	Freq	Loss	Factor	Factor	Level	Level	Line	Limit Remark
	MHz	dB	dB/m	dB	dBuV	dBuV/m	dBuV/m	dB
1	5457.666	7.79	34.67	35.15	55.50	62.81	74.00	-11.19 peak
2	5464.375	7.79	34.64	35.15	54.77	62.05	68.20	-6.15 peak
3 p	5510.000	7.82	34.54	35.13	92.95	100.18	68.20	31.98 peak



Test Mode: 03; Polarity: Horizontal; Modulation:802.11ac; Bandwidth:40MHz; Channel:Low



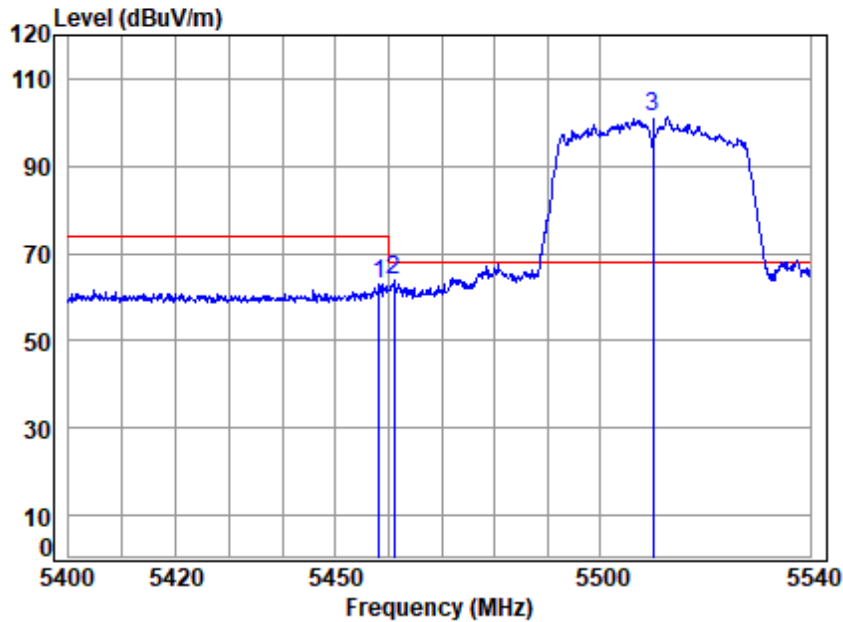
Site : chamber  
Condition: 3m HORIZONTAL  
Job No : 00043AT\00044AT  
Mode : 5510 Band edge  
: 5G WIFI 11AC40

		Cable	Ant	Preamp	Read	Limit	Over	
Freq	Loss	Factor	Factor	Level	Level	Line	Limit	Remark
MHz	dB	dB/m	dB	dBuV	dBuV/m	dBuV/m	dB	
1 q 5459.202	7.79	34.66	35.15	42.27	49.57	54.00	-4.43	Average
2 5510.000	7.82	34.54	35.13	83.64	90.87	-----	-----	Average





Test Mode: 03; Polarity: Vertical; Modulation:802.11ac; Bandwidth:40MHz; Channel:Low



Site : chamber  
Condition: 3m VERTICAL  
Job No : 00043AT\00044AT  
Mode : 5510 Band edge  
: 5G WIFI 11AC40

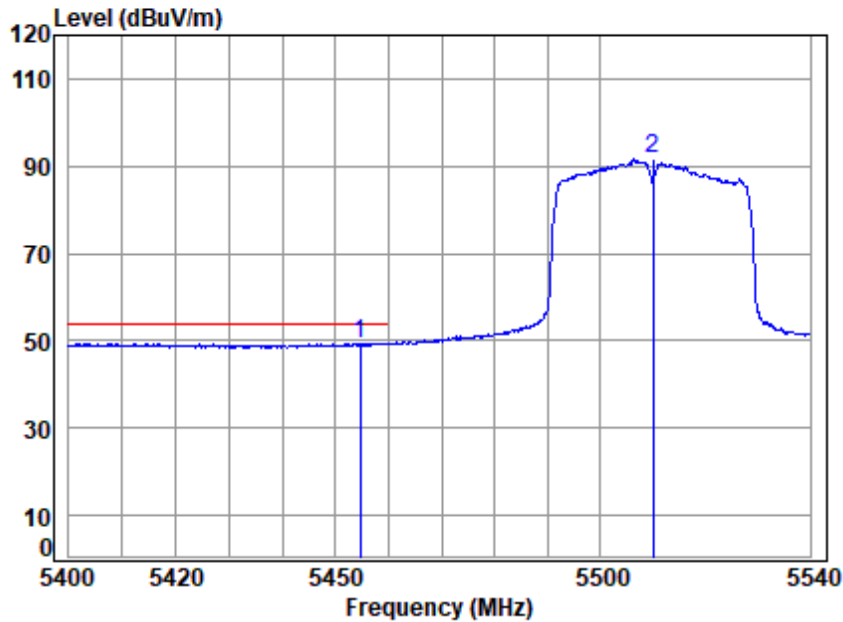
		Cable	Ant	Preamp	Read	Limit	Over	
Freq		Loss	Factor	Factor	Level	Line	Limit	Remark
MHz		dB	dB/m	dB	dBuV	dBuV/m	dBuV/m	dB
1	5458.224	7.79	34.67	35.15	55.54	62.85	74.00	-11.15 Peak
2	5461.019	7.79	34.66	35.15	56.50	63.80	68.20	-4.40 peak
3 p	5510.000	7.82	34.54	35.13	93.88	101.11	68.20	32.91 Peak



Unless otherwise agreed in writing, this document is issued by the Company subject to its General Conditions of Service printed overleaf, available on request or accessible at <https://www.sgs.com/en/Terms-and-Conditions>. Attention is drawn to the limitation of liability, indemnification and jurisdiction issues defined therein. Any holder of this document is advised that information contained hereon reflects the Company's findings at the time of its intervention only and within the limits of Client's instructions, if any. The Company's sole responsibility is to its Client and this document does not exonerate parties to a transaction from exercising all their rights and obligations under the transaction documents. This document cannot be reproduced except in full, without prior written approval of the Company. Any unauthorized alteration, forgery or falsification of the content or appearance of this document is unlawful and offenders may be prosecuted to the fullest extent of the law. Unless otherwise stated the results shown in this test report refer only to the sample(s) tested and such sample(s) are retained for 30 days only.

Attention: To check the authenticity of testing /inspection report & certificate, please contact us at telephone: (86-755) 8307 1443, or email: [CN.Doccheck@sgs.com](mailto:CN.Doccheck@sgs.com)

Test Mode: 03; Polarity: Vertical; Modulation:802.11ac; Bandwidth:40MHz; Channel:Low

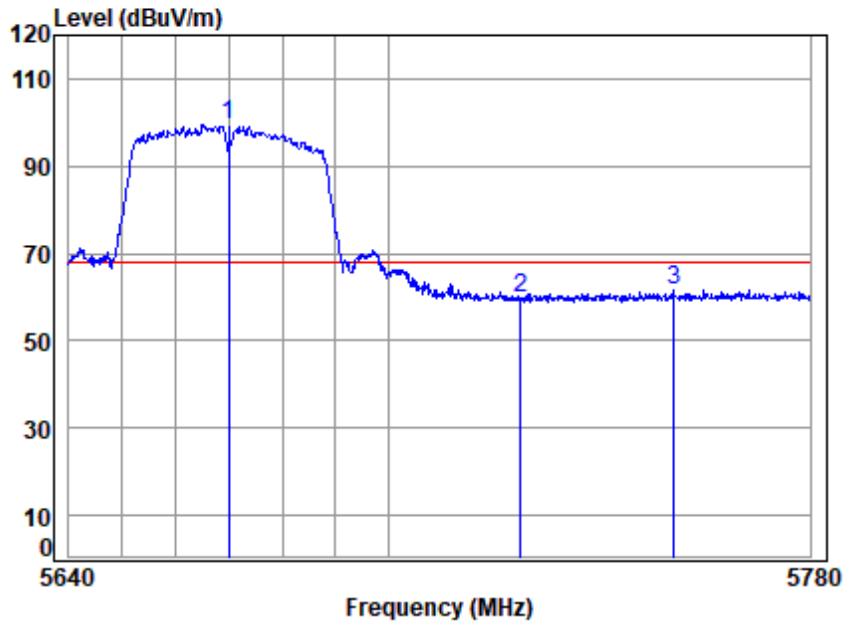


Site : chamber  
Condition: 3m VERTICAL  
Job No : 00043AT\00044AT  
Mode : 5510 Band edge  
: 5G WIFI 11AC40

		Cable	Ant	Preamp	Read	Limit	Over	
Freq		Loss	Factor	Factor	Level	Level	Line	Limit Remark
MHz		dB	dB/m	dB	dBuV	dBuV/m	dBuV/m	dB
1 q 5454.593		7.78	34.68	35.16	42.17	49.47	54.00	-4.53 Average
2 5510.000		7.82	34.54	35.13	84.27	91.50	-----	----- Average



Test Mode: 03; Polarity: Horizontal; Modulation:802.11ac; Bandwidth:40MHz; Channel:High



Site : chamber  
Condition: 3m HORIZONTAL  
Job No : 00043AT\00044AT  
Mode : 5670 Band edge  
: 5G WIFI 11AC40

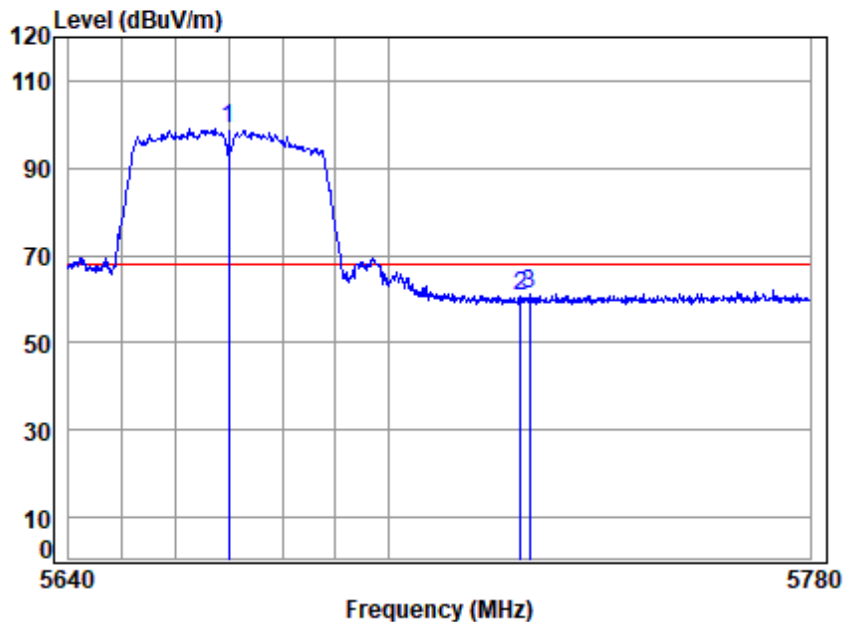
	Freq	Cable Loss	Ant Factor	Preamp Factor	Read Level	Level	Limit Line	Over Limit	Remark
	MHz	dB	dB/m	dB	dBuV	dBuV/m	dBuV/m	dB	
1 p	5670.000	7.94	34.36	35.05	92.21	99.46	68.20	31.26	peak
2	5725.000	7.98	34.25	35.03	52.46	59.66	68.20	-8.54	peak
3	5753.981	8.00	34.21	35.01	54.55	61.75	68.20	-6.45	peak



Unless otherwise agreed in writing, this document is issued by the Company subject to its General Conditions of Service printed overleaf, available on request or accessible at <https://www.sgs.com/en/Terms-and-Conditions>. Attention is drawn to the limitation of liability, indemnification and jurisdiction issues defined therein. Any holder of this document is advised that information contained hereon reflects the Company's findings at the time of its intervention only and within the limits of Client's instructions, if any. The Company's sole responsibility is to its Client and this document does not exonerate parties to a transaction from exercising all their rights and obligations under the transaction documents. This document cannot be reproduced except in full, without prior written approval of the Company. Any unauthorized alteration, forgery or falsification of the content or appearance of this document is unlawful and offenders may be prosecuted to the fullest extent of the law. Unless otherwise stated the results shown in this test report refer only to the sample(s) tested and such sample(s) are retained for 30 days only.

Attention: To check the authenticity of testing /inspection report & certificate, please contact us at telephone: (86-755) 8307 1443, or email: [CN.Doccheck@sgs.com](mailto:CN.Doccheck@sgs.com)

Test Mode: 03; Polarity: Vertical; Modulation:802.11ac; Bandwidth:40MHz; Channel:High



Site : chamber  
Condition: 3m VERTICAL  
Job No : 00043AT\00044AT  
Mode : 5670 Band edge  
: 5G WIFI 11AC40

		Cable	Ant	Preamp	Read	Limit	Over	
	Freq	Loss	Factor	Factor	Level	Level	Limit	Remark
	MHz	dB	dB/m	dB	dBuV	dBuV/m	dBuV/m	dB
1 p	5670.000	7.94	34.36	35.05	91.68	98.93	68.20	30.73 Peak
2	5725.000	7.98	34.25	35.03	53.39	60.59	68.20	-7.61 Peak
3	5726.536	7.98	34.25	35.03	54.04	61.24	68.20	-6.96 Peak

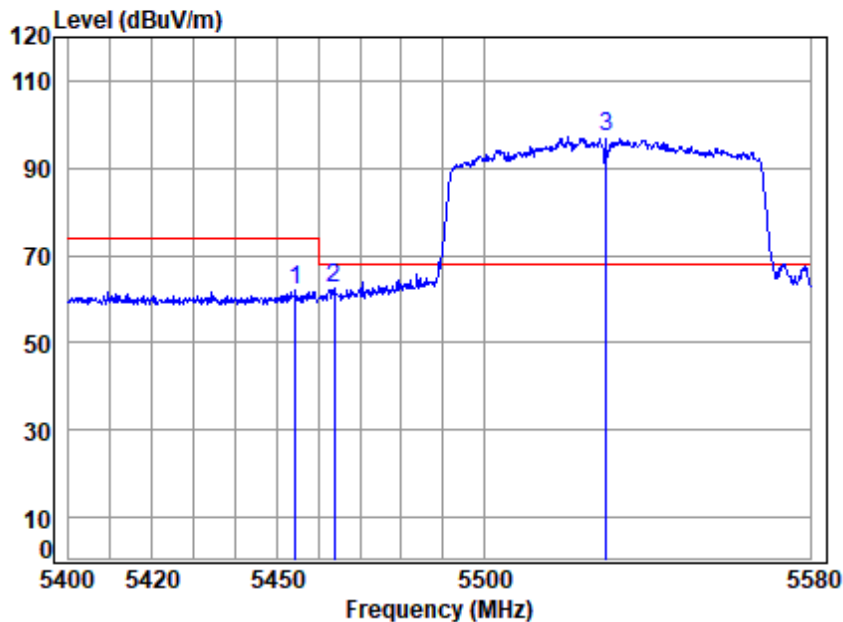


Unless otherwise agreed in writing, this document is issued by the Company subject to its General Conditions of Service printed overleaf, available on request or accessible at <https://www.sgs.com/en/Terms-and-Conditions>. Attention is drawn to the limitation of liability, indemnification and jurisdiction issues defined therein. Any holder of this document is advised that information contained hereon reflects the Company's findings at the time of its intervention only and within the limits of Client's instructions, if any. The Company's sole responsibility is to its Client and this document does not exonerate parties to a transaction from exercising all their rights and obligations under the transaction documents. This document cannot be reproduced except in full, without prior written approval of the Company. Any unauthorized alteration, forgery or falsification of the content or appearance of this document is unlawful and offenders may be prosecuted to the fullest extent of the law. Unless otherwise stated the results shown in this test report refer only to the sample(s) tested and such sample(s) are retained for 30 days only.

Attention: To check the authenticity of testing /inspection report & certificate, please contact us at telephone: (86-755) 8307 1443, or email: [CN.Doccheck@sgs.com](mailto:CN.Doccheck@sgs.com)



Test Mode: 03; Polarity: Horizontal; Modulation:802.11ac; Bandwidth:80MHz; Channel:Low

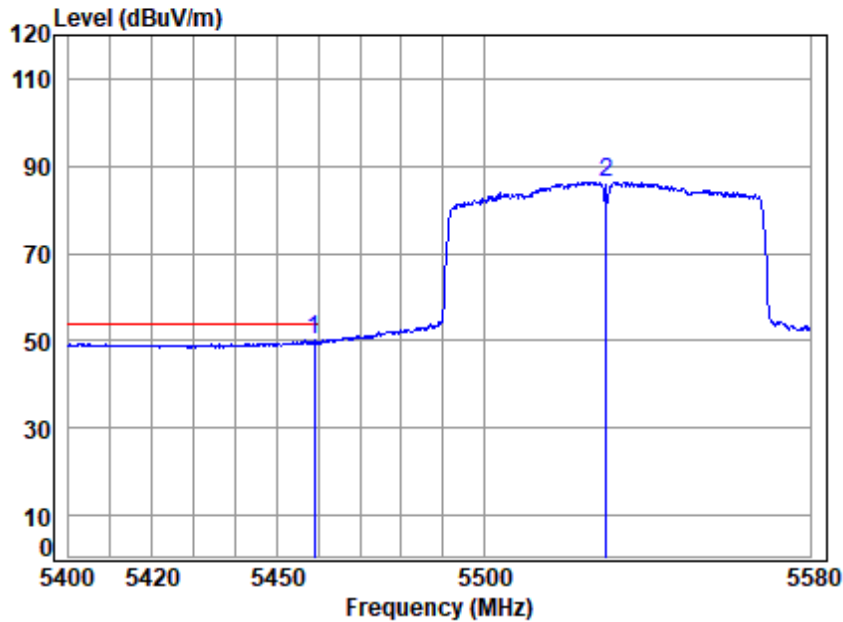


Site : chamber  
Condition: 3m HORIZONTAL  
Job No : 00043AT\00044AT  
Mode : 5530 Band edge  
: 5G WIFI 11AC80

		Cable	Ant	Preamp	Read		Limit	Over	
	Freq	Loss	Factor	Factor	Level	Level	Line	Limit	Remark
	MHz	dB	dB/m	dB	dBuV	dBuV/m	dBuV/m	dB	
1	5454.455	7.78	34.68	35.16	54.66	61.96	74.00	-12.04	peak
2	5463.763	7.79	34.64	35.15	55.18	62.46	68.20	-5.74	peak
3 p	5530.000	7.84	34.62	35.12	89.73	97.07	68.20	28.87	peak



Test Mode: 03; Polarity: Horizontal; Modulation:802.11ac; Bandwidth:80MHz; Channel:Low

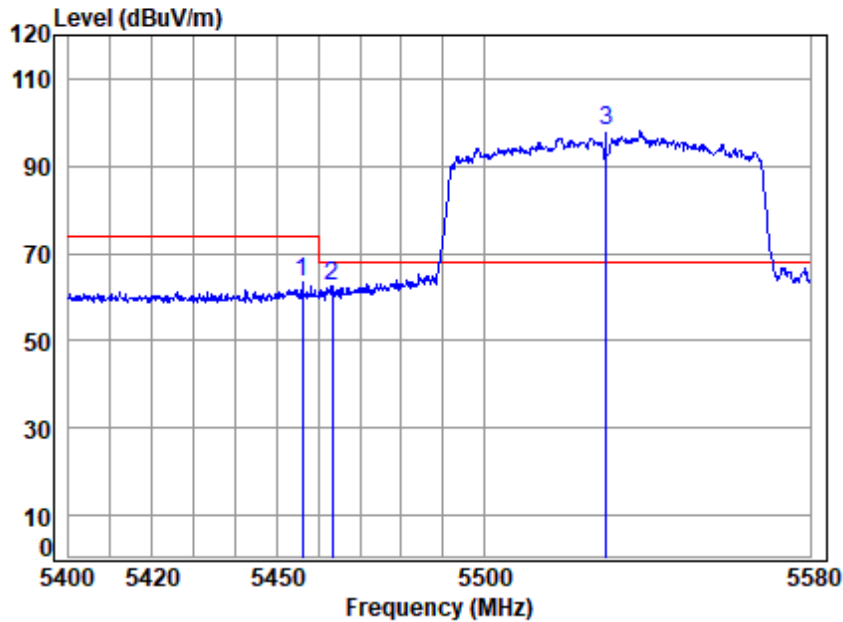


Site : chamber  
Condition: 3m HORIZONTAL  
Job No : 00043AT\00044AT  
Mode : 5530 Band edge  
: 5G WIFI 11AC80

		Cable	Ant	Preamp	Read	Limit	Over	
Freq	Loss	Factor	Factor	Level	Level	Line	Limit	Remark
MHz	dB	dB/m	dB	dBuV	dBuV/m	dBuV/m	dB	
1 q 5458.928	7.79	34.66	35.15	42.71	50.01	54.00	-3.99	Average
2 5530.000	7.84	34.62	35.12	79.09	86.43	-----	-----	Average



Test Mode: 03; Polarity: Vertical; Modulation:802.11ac; Bandwidth:80MHz; Channel:Low



Site : chamber  
Condition: 3m VERTICAL  
Job No : 00043AT\00044AT  
Mode : 5530 Band edge  
: 5G WIFI 11AC80

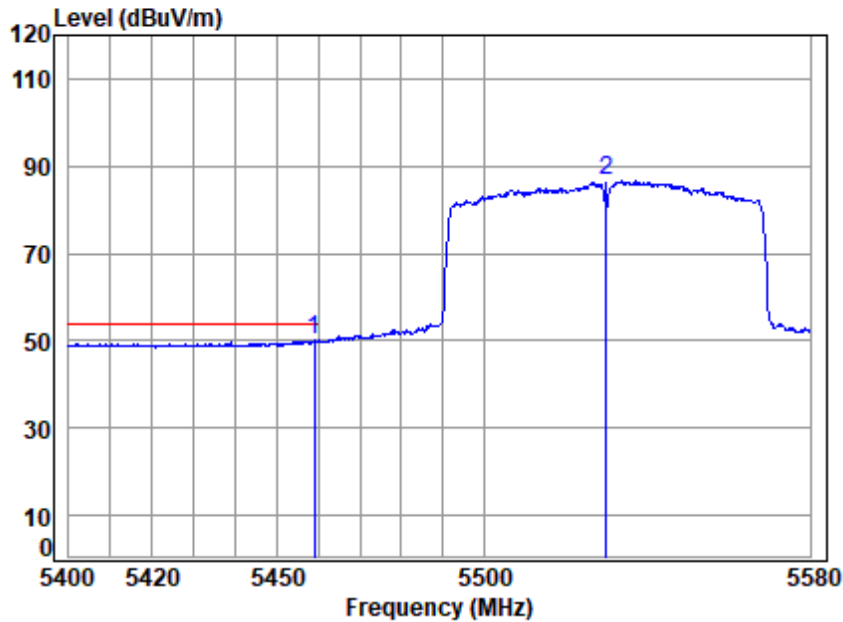
	Cable	Ant	Preamp	Read	Limit	Over	
Freq	Loss	Factor	Factor	Level	Level	Line	Limit Remark
MHz	dB	dB/m	dB	dBuV	dBuV/m	dBuV/m	dB
1 5456.064	7.78	34.68	35.16	55.98	63.28	74.00	-10.72 Peak
2 5463.226	7.79	34.65	35.15	55.42	62.71	68.20	-5.49 peak
3 p 5530.000	7.84	34.62	35.12	90.62	97.96	68.20	29.76 Peak



Unless otherwise agreed in writing, this document is issued by the Company subject to its General Conditions of Service printed overleaf, available on request or accessible at <https://www.sgs.com/en/Terms-and-Conditions>. Attention is drawn to the limitation of liability, indemnification and jurisdiction issues defined therein. Any holder of this document is advised that information contained hereon reflects the Company's findings at the time of its intervention only and within the limits of Client's instructions, if any. The Company's sole responsibility is to its Client and this document does not exonerate parties to a transaction from exercising all their rights and obligations under the transaction documents. This document cannot be reproduced except in full, without prior written approval of the Company. Any unauthorized alteration, forgery or falsification of the content or appearance of this document is unlawful and offenders may be prosecuted to the fullest extent of the law. Unless otherwise stated the results shown in this test report refer only to the sample(s) tested and such sample(s) are retained for 30 days only.

Attention: To check the authenticity of testing /inspection report & certificate, please contact us at telephone: (86-755) 8307 1443, or email: [CN.Doccheck@sgs.com](mailto:CN.Doccheck@sgs.com)

Test Mode: 03; Polarity: Vertical; Modulation:802.11ac; Bandwidth:80MHz; Channel:Low



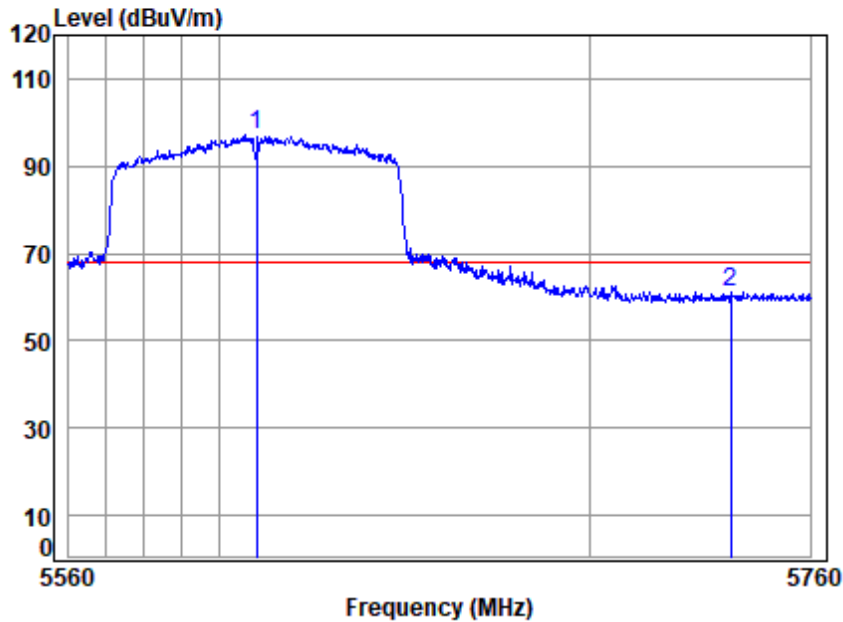
Site : chamber  
Condition: 3m VERTICAL  
Job No : 00043AT\00044AT  
Mode : 5530 Band edge  
: 5G WIFI 11AC80

		Cable	Ant	Preamp	Read	Limit	Over	
Freq	Loss	Factor	Factor	Level	Level	Line	Limit	Remark
MHz	dB	dB/m	dB	dBuV	dBuV/m	dBuV/m	dB	
1 q 5458.928	7.79	34.66	35.15	43.11	50.41	54.00	-3.59	Average
2 5530.000	7.84	34.62	35.12	79.17	86.51	-----	-----	Average





Test Mode: 03; Polarity: Horizontal; Modulation:802.11ac; Bandwidth:80MHz; Channel:High

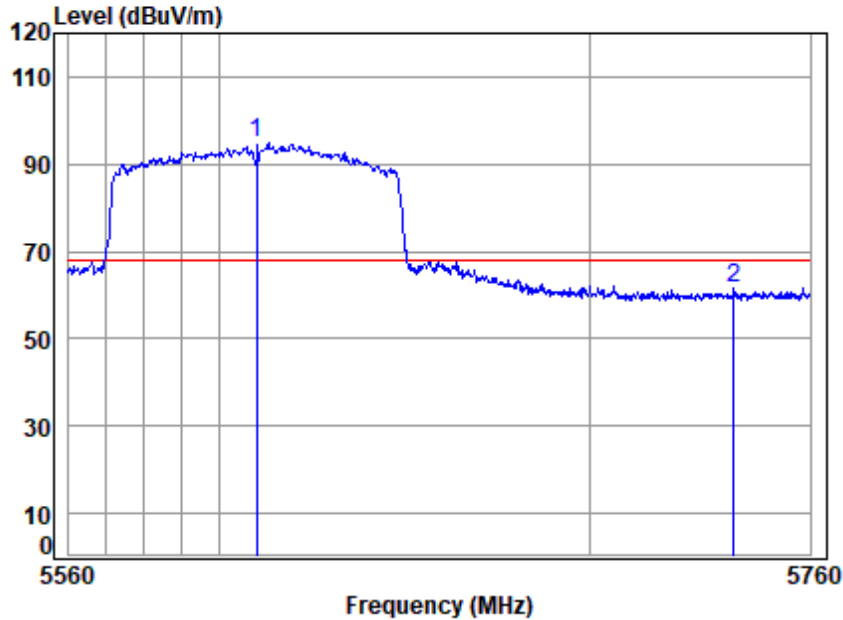


Site : chamber  
Condition: 3m HORIZONTAL  
Job No : 00043AT\00044AT  
Mode : 5610 Band edge  
: 5G WIFI 11AC80

		Cable	Ant	Preamp	Read	Limit	Over	
Freq	Loss	Factor	Factor	Level	Level	Line	Limit	Remark
MHz	dB	dB/m	dB	dBuV	dBuV/m	dBuV/m	dB	
1 p 5610.000	7.90	34.64	35.08	89.73	97.19	68.20	28.99	peak
2 5738.261	7.99	34.22	35.02	53.81	61.00	68.20	-7.20	peak



Test Mode: 03; Polarity: Vertical; Modulation:802.11ac; Bandwidth:80MHz; Channel:High

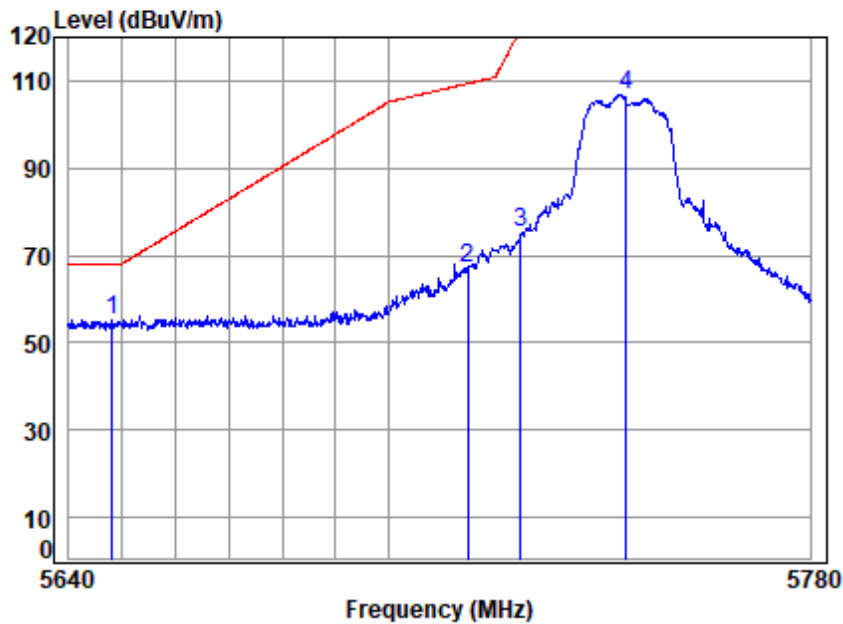


Site : chamber  
Condition: 3m VERTICAL  
Job No : 00043AT\00044AT  
Mode : 5610 Band edge  
: 5G WIFI 11AC80

		Cable	Ant	Preamp	Read	Limit	Over	
	Freq	Loss	Factor	Factor	Level	Line	Limit	Remark
	MHz	dB	dB/m	dB	dBuV	dBuV/m	dBuV/m	dB
1 p	5610.000	7.90	34.64	35.08	87.32	94.78	68.20	26.58 Peak
2	5739.072	7.99	34.22	35.02	54.27	61.46	68.20	-6.74 Peak



Test Mode: 04; Polarity: Horizontal; Modulation:802.11a; Bandwidth:20MHz; Channel:Low

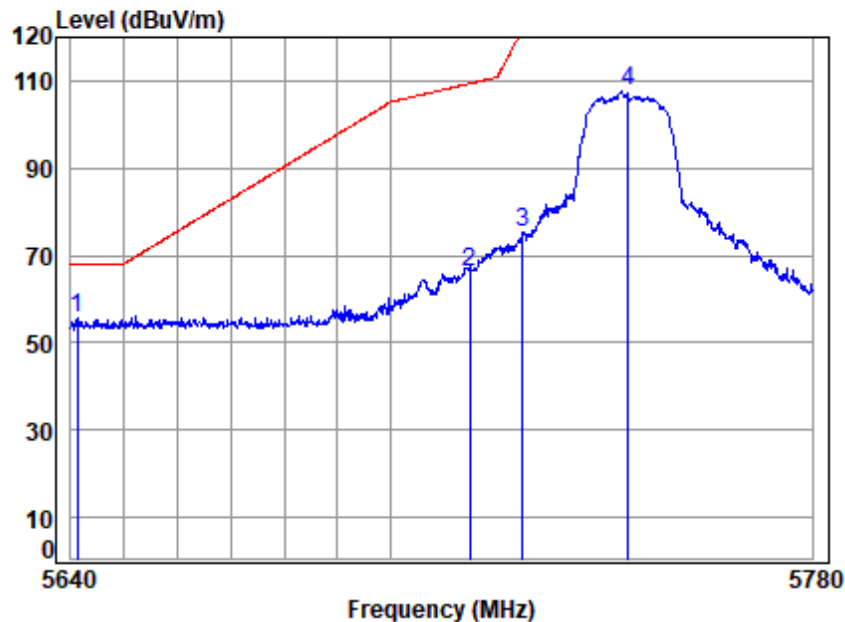


Site : chamber  
Condition: 3m HORIZONTAL  
Job No : 00043AT\00044AT  
Mode : 5745 Band edge  
: 5G WIFI 11A

		Cable	Ant	Preamp	Read	Limit	Over	
Freq		Loss	Factor	Factor	Level	Level	Line	Limit Remark
MHz		dB	dB/m	dB	dBuV	dBuV/m	dBuV/m	dB
1 p	5648.026	7.92	34.41	35.06	48.17	55.44	68.20	-12.76 peak
2	5715.000	7.97	34.27	35.03	59.70	66.91	109.40	-42.49 peak
3	5725.000	7.98	34.25	35.03	68.27	75.47	122.20	-46.73 peak
4	5745.000	7.99	34.21	35.02	99.75	106.93	-----	----- peak



Test Mode: 04; Polarity: Vertical; Modulation:802.11a; Bandwidth:20MHz; Channel:Low



Site : chamber  
Condition: 3m VERTICAL  
Job No : 00043AT\00044AT  
Mode : 5745 Band edge  
: 5G WIFI 11A

		Cable	Ant	Preamp	Read	Limit	Over	
Freq		Loss	Factor	Factor	Level	Level	Line	Limit Remark
MHz		dB	dB/m	dB	dBuV	dBuV/m	dBuV/m	dB
1 p 5641.245		7.92	34.45	35.07	48.24	55.54	68.20	-12.66 peak
2 5715.000		7.97	34.27	35.03	59.16	66.37	109.40	-43.03 peak
3 5725.000		7.98	34.25	35.03	68.23	75.43	122.20	-46.77 peak
4 5745.000		7.99	34.21	35.02	100.27	107.45	-----	----- peak



Unless otherwise agreed in writing, this document is issued by the Company subject to its General Conditions of Service printed overleaf, available on request or accessible at <https://www.sgs.com/en/Terms-and-Conditions>. Attention is drawn to the limitation of liability, indemnification and jurisdiction issues defined therein. Any holder of this document is advised that information contained hereon reflects the Company's findings at the time of its intervention only and within the limits of Client's instructions, if any. The Company's sole responsibility is to its Client and this document does not exonerate parties to a transaction from exercising all their rights and obligations under the transaction documents. This document cannot be reproduced except in full, without prior written approval of the Company. Any unauthorized alteration, forgery or falsification of the content or appearance of this document is unlawful and offenders may be prosecuted to the fullest extent of the law. Unless otherwise stated the results shown in this test report refer only to the sample(s) tested and such sample(s) are retained for 30 days only.

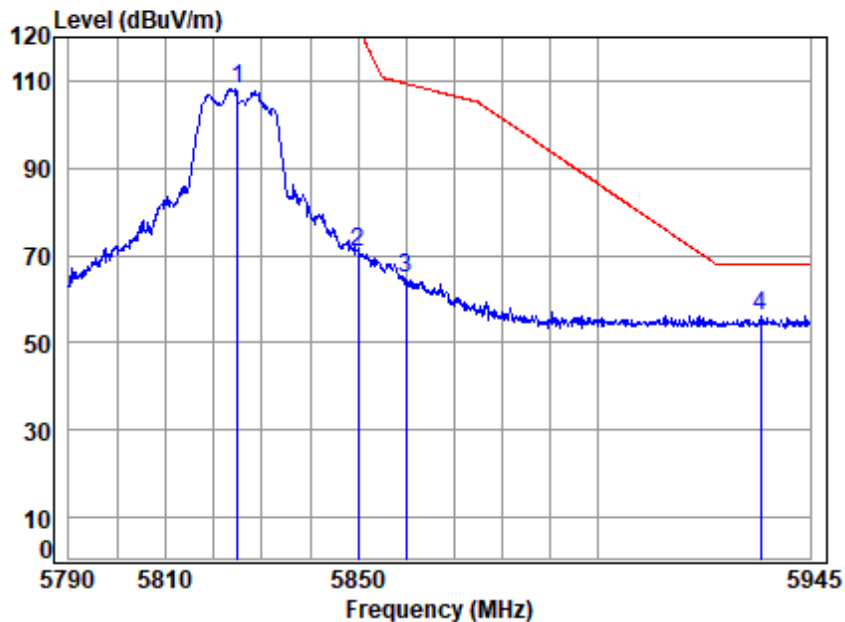
Attention: To check the authenticity of testing /inspection report & certificate, please contact us at telephone: (86-755) 8307 1443, or email: [CN.Doccheck@sgs.com](mailto:CN.Doccheck@sgs.com)

SGS-CSTC Standards Technical Services Co., Ltd.  
Shenzhen Branch Inspection & Testing Laboratory

No.1 Workshop, M-10, Middle Section, Science & Technology Park, Nanshan District, Shenzhen, Guangdong, China 518057 t (86-755) 26012053 f (86-755) 26710594 www.sgs.com.cn  
中国·广东·深圳市南山区科技园中区M-10栋1号厂房 邮编: 518057 t (86-755) 26012053 f (86-755) 26710594 sgs.china@sgs.com



Test Mode: 04; Polarity: Horizontal; Modulation:802.11a; Bandwidth:20MHz; Channel:High

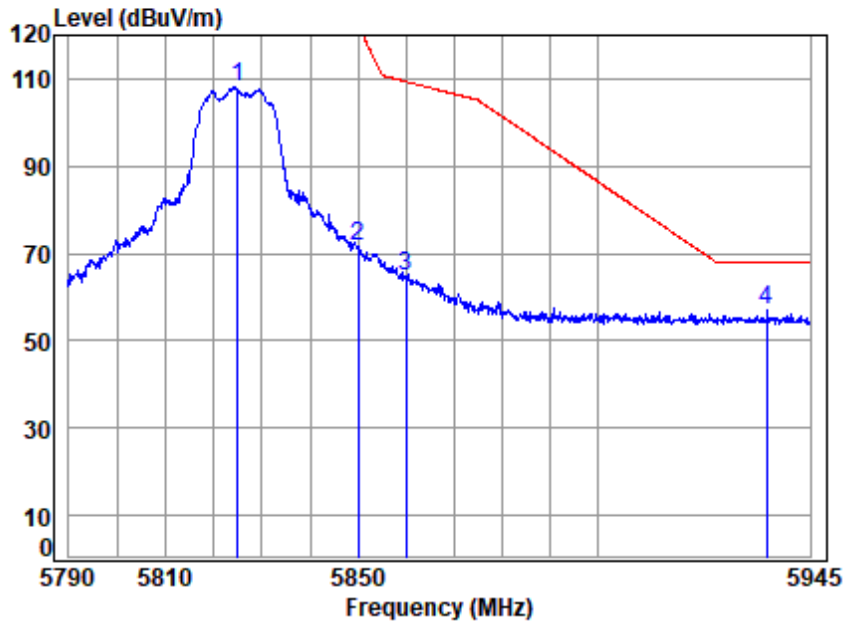


Site : chamber  
 Condition: 3m HORIZONTAL  
 Job No : 00043AT\00044AT  
 Mode : 5825 Band edge  
 : 5G WIFI 11A

		Cable	Ant	Preamp	Read	Limit	Over	
Freq		Loss	Factor	Factor	Level	Level	Line	Limit Remark
MHz		dB	dB/m	dB	dBuV	dBuV/m	dBuV/m	dB
1	5825.000	8.05	34.35	34.98	100.94	108.36	-----	----- peak
2	5850.000	8.07	34.40	34.97	63.37	70.87	122.20	-51.33 peak
3	5860.000	8.07	34.44	34.96	57.22	64.77	109.40	-44.63 peak
4 p	5934.486	8.13	34.67	34.93	48.10	55.97	68.20	-12.23 peak



Test Mode: 04; Polarity: Vertical; Modulation:802.11a; Bandwidth:20MHz; Channel:High

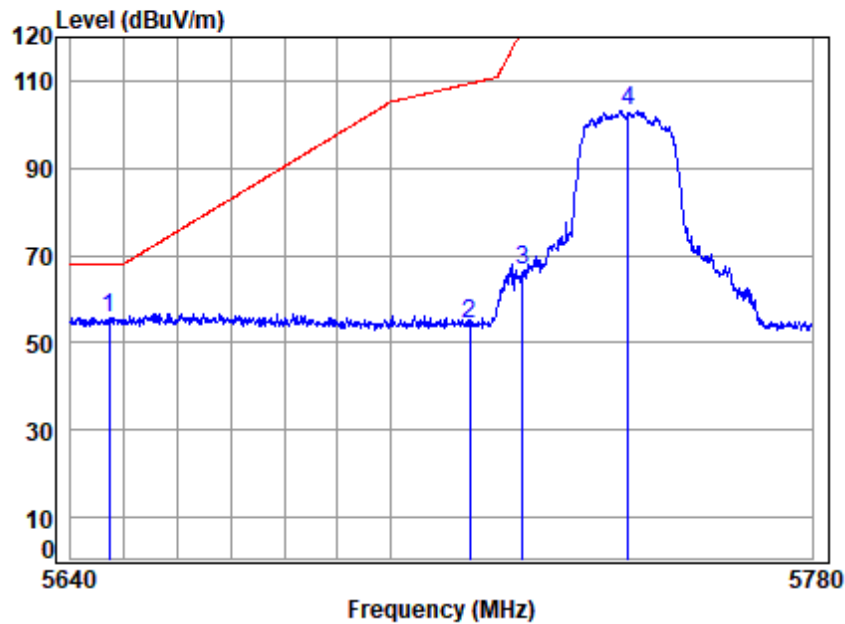


Site : chamber  
Condition: 3m VERTICAL  
Job No : 00043AT\00044AT  
Mode : 5825 Band edge  
: 5G WIFI 11A

		Cable	Ant	Preamp	Read	Limit	Over	
	Freq	Loss	Factor	Factor	Level	Level	Line	Limit Remark
	MHz	dB	dB/m	dB	dBuV	dBuV/m	dBuV/m	dB
1	5825.000	8.05	34.35	34.98	100.78	108.20	-----	----- peak
2	5850.000	8.07	34.40	34.97	64.05	71.55	122.20	-50.65 peak
3	5860.000	8.07	34.44	34.96	57.44	64.99	109.40	-44.41 peak
4 p	5935.897	8.13	34.67	34.93	48.98	56.85	68.20	-11.35 peak



Test Mode: 04; Polarity: Horizontal; Modulation:802.11ac; Bandwidth:20MHz; Channel:Low



Site : chamber  
Condition: 3m HORIZONTAL  
Job No : 00043AT\00044AT  
Mode : 5745 Band edge  
: 5G WIFI 11AC20

		Cable	Ant	Preamp	Read	Limit	Over	
Freq		Loss	Factor	Factor	Level	Line	Limit	Remark
MHz		dB	dB/m	dB	dBuV	dBuV/m	dBuV/m	dB
1 p	5647.196	7.92	34.42	35.06	48.56	55.84	68.20	-12.36 peak
2	5715.000	7.97	34.27	35.03	47.04	54.25	109.40	-55.15 peak
3	5725.000	7.98	34.25	35.03	59.39	66.59	122.20	-55.61 peak
4	5745.000	7.99	34.21	35.02	96.01	103.19	-----	----- peak



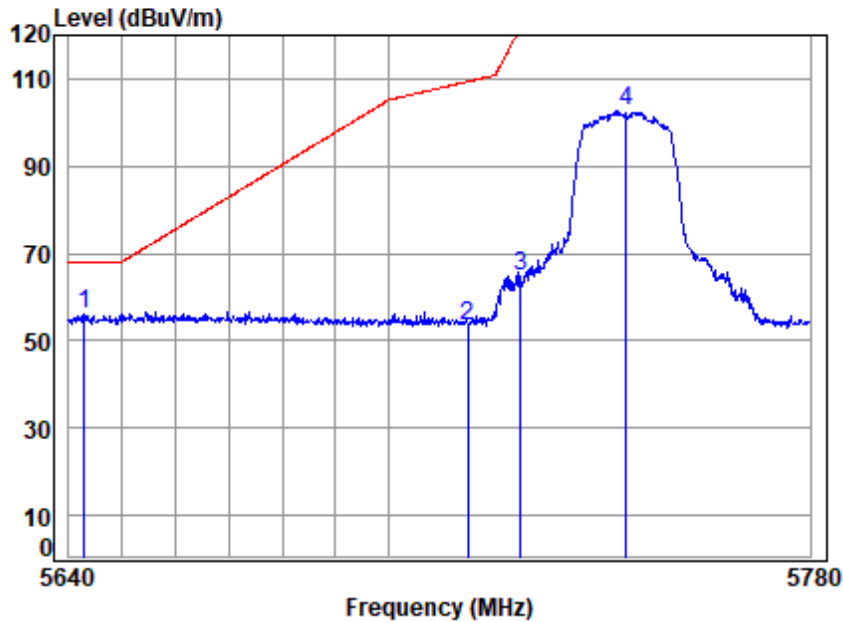
Unless otherwise agreed in writing, this document is issued by the Company subject to its General Conditions of Service printed overleaf, available on request or accessible at <https://www.sgs.com/en/Terms-and-Conditions>. Attention is drawn to the limitation of liability, indemnification and jurisdiction issues defined therein. Any holder of this document is advised that information contained hereon reflects the Company's findings at the time of its intervention only and within the limits of Client's instructions, if any. The Company's sole responsibility is to its Client and this document does not exonerate parties to a transaction from exercising all their rights and obligations under the transaction documents. This document cannot be reproduced except in full, without prior written approval of the Company. Any unauthorized alteration, forgery or falsification of the content or appearance of this document is unlawful and offenders may be prosecuted to the fullest extent of the law. Unless otherwise stated the results shown in this test report refer only to the sample(s) tested and such sample(s) are retained for 30 days only.

Attention: To check the authenticity of testing /inspection report & certificate, please contact us at telephone: (86-755) 8307 1443, or email: [CN.Doccheck@sgs.com](mailto:CN.Doccheck@sgs.com)

SGS-CSTC Standards Technical Services Co., Ltd.  
Shenzhen Branch

No.1 Workshop, M-10, Middle Section, Science & Technology Park, Nanshan District, Shenzhen, Guangdong, China 518057 t (86-755) 26012053 f (86-755) 26710594 www.sgs.com.cn  
中国·广东·深圳市南山区科技园中区M-10栋1号厂房 邮编: 518057 t (86-755) 26012053 f (86-755) 26710594 sgs.china@sgs.com

Test Mode: 04; Polarity: Vertical; Modulation:802.11ac; Bandwidth:20MHz; Channel:Low



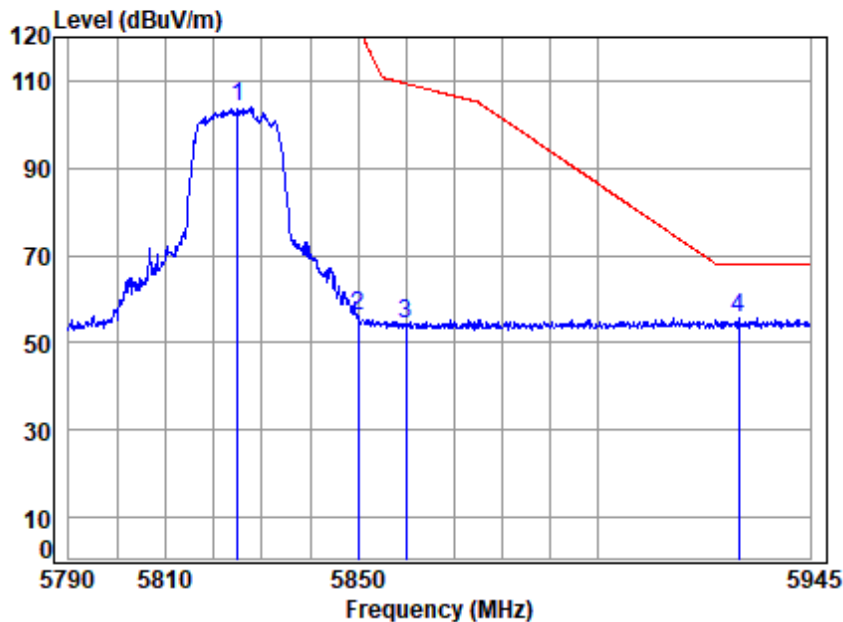
Site : chamber  
Condition: 3m VERTICAL  
Job No : 00043AT\00044AT  
Mode : 5745 Band edge  
: 5G WIFI 11AC20

		Cable	Ant	Preamp	Read	Limit	Over	
	Freq	Loss	Factor	Factor	Level	Level	Line	Limit Remark
	MHz	dB	dB/m	dB	dBuV	dBuV/m	dBuV/m	dB
1 p	5642.905	7.92	34.44	35.06	48.91	56.21	68.20	-11.99 peak
2	5715.000	7.97	34.27	35.03	46.38	53.59	109.40	-55.81 peak
3	5725.000	7.98	34.25	35.03	57.81	65.01	122.20	-57.19 peak
4	5745.000	7.99	34.21	35.02	95.53	102.71	-----	----- peak





Test Mode: 04; Polarity: Horizontal; Modulation:802.11ac; Bandwidth:20MHz; Channel:High



Site : chamber  
Condition: 3m HORIZONTAL  
Job No : 00043AT\00044AT  
Mode : 5825 Band edge  
: 5G WIFI 11AC20

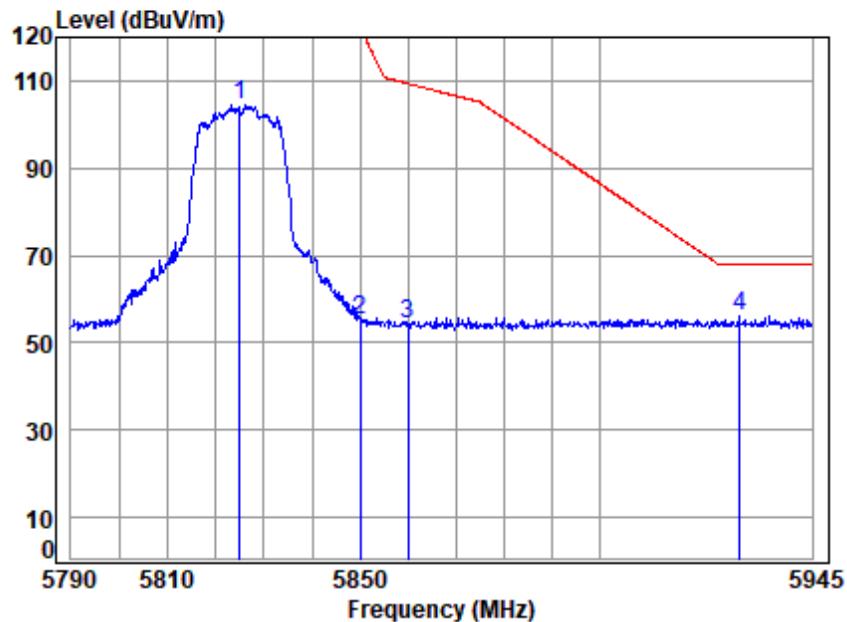
		Cable	Ant	Preamp	Read	Limit	Over	
Freq		Loss	Factor	Factor	Level	Level	Line	Limit Remark
MHz		dB	dB/m	dB	dBuV	dBuV/m	dBuV/m	dB
1	5825.000	8.05	34.35	34.98	96.50	103.92	-----	----- peak
2	5850.000	8.07	34.40	34.97	48.53	56.03	122.20	-66.17 peak
3	5860.000	8.07	34.44	34.96	46.74	54.29	109.40	-55.11 peak
4 p	5929.942	8.12	34.66	34.93	47.79	55.64	68.20	-12.56 peak



Unless otherwise agreed in writing, this document is issued by the Company subject to its General Conditions of Service printed overleaf, available on request or accessible at <https://www.sgs.com/en/Terms-and-Conditions>. Attention is drawn to the limitation of liability, indemnification and jurisdiction issues defined therein. Any holder of this document is advised that information contained hereon reflects the Company's findings at the time of its intervention only and within the limits of Client's instructions, if any. The Company's sole responsibility is to its Client and this document does not exonerate parties to a transaction from exercising all their rights and obligations under the transaction documents. This document cannot be reproduced except in full, without prior written approval of the Company. Any unauthorized alteration, forgery or falsification of the content or appearance of this document is unlawful and offenders may be prosecuted to the fullest extent of the law. Unless otherwise stated the results shown in this test report refer only to the sample(s) tested and such sample(s) are retained for 30 days only.

Attention: To check the authenticity of testing /inspection report & certificate, please contact us at telephone: (86-755) 8307 1443, or email: [CN.Doccheck@sgs.com](mailto:CN.Doccheck@sgs.com)

Test Mode: 04; Polarity: Vertical; Modulation:802.11ac; Bandwidth:20MHz; Channel:High

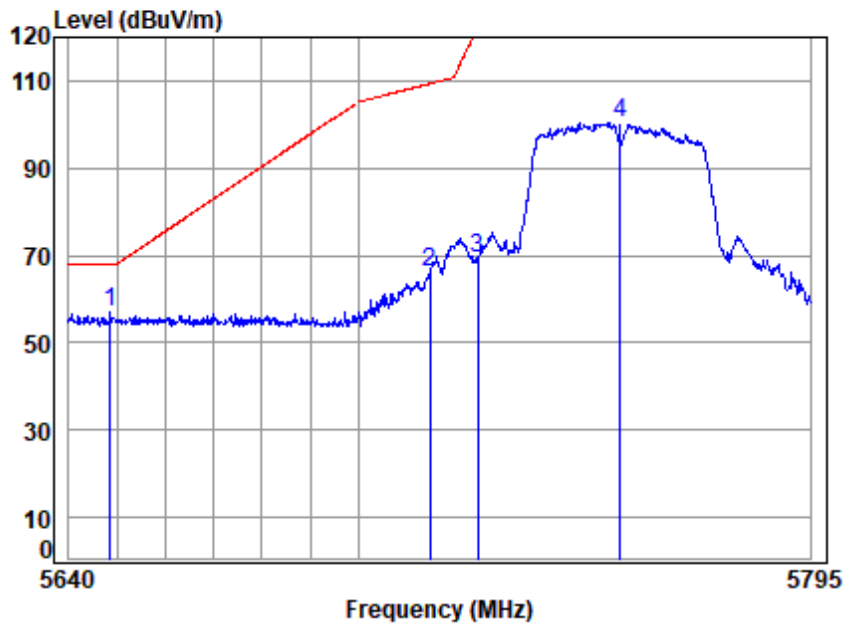


Site : chamber  
Condition: 3m VERTICAL  
Job No : 00043AT\00044AT  
Mode : 5825 Band edge  
: 5G WIFI 11AC20

		Cable	Ant	Preamp	Read	Limit	Over	
	Freq	Loss	Factor	Factor	Level	Level	Line	Limit Remark
	MHz	dB	dB/m	dB	dBuV	dBuV/m	dBuV/m	dB
1	5825.000	8.05	34.35	34.98	96.95	104.37	-----	----- peak
2	5850.000	8.07	34.40	34.97	47.54	55.04	122.20	-67.16 peak
3	5860.000	8.07	34.44	34.96	46.91	54.46	109.40	-54.94 peak
4 p	5929.628	8.12	34.66	34.93	48.21	56.06	68.20	-12.14 peak



Test Mode: 04; Polarity: Horizontal; Modulation:802.11ac; Bandwidth:40MHz; Channel:Low



Site : chamber  
Condition: 3m HORIZONTAL  
Job No : 00043AT\00044AT  
Mode : 5755 Band edge  
: 5G WIFI 11AC40

	Freq	Cable Loss	Ant Factor	Preamp Factor	Read Level	Level	Limit Line	Over Limit	Remark
	MHz	dB	dB/m	dB	dBuV	dBuV/m	dBuV/m	dB	
1 p	5648.569	7.93	34.41	35.06	49.70	56.98	68.20	-11.22	peak
2	5715.000	7.97	34.27	35.03	59.04	66.25	109.40	-43.15	peak
3	5725.000	7.98	34.25	35.03	62.23	69.43	122.20	-52.77	peak
4	5755.000	8.00	34.21	35.01	93.31	100.51	-----	-----	peak



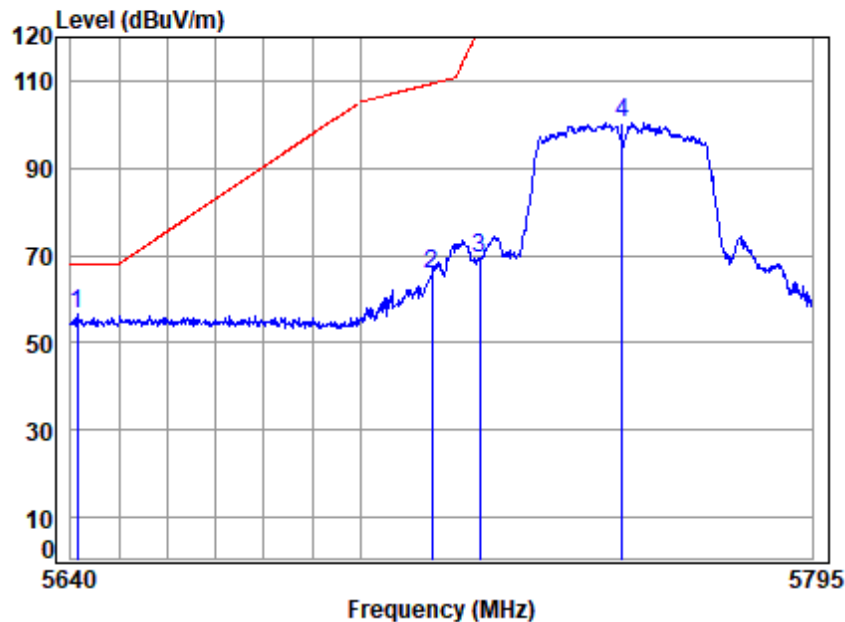
## SGS-CSTC Standards Technical Services Co., Ltd. Shenzhen Branch

SZEMC-TRF-01 Rev. A/1

Report No.: SZCR240100004303

Page: 252 of 476

Test Mode: 04; Polarity: Vertical; Modulation:802.11ac; Bandwidth:40MHz; Channel:Low



Site : chamber  
Condition: 3m VERTICAL  
Job No : 00043AT\00044AT  
Mode : 5755 Band edge  
: 5G WIFI 11AC40

		Cable	Ant	Preamp	Read	Limit	Over	
	Freq	Loss	Factor	Factor	Level	Level	Line	Limit Remark
	MHz	dB	dB/m	dB	dBuV	dBuV/m	dBuV/m	dB
1 p	5641.376	7.92	34.45	35.07	49.23	56.53	68.20	-11.67 peak
2	5715.000	7.97	34.27	35.03	58.34	65.55	109.40	-43.85 peak
3	5725.000	7.98	34.25	35.03	62.38	69.58	122.20	-52.62 peak
4	5755.000	8.00	34.21	35.01	93.30	100.50	-----	----- peak



Unless otherwise agreed in writing, this document is issued by the Company subject to its General Conditions of Service printed overleaf, available on request or accessible at <https://www.sgs.com/en/Terms-and-Conditions>. Attention is drawn to the limitation of liability, indemnification and jurisdiction issues defined therein. Any holder of this document is advised that information contained hereon reflects the Company's findings at the time of its intervention only and within the limits of Client's instructions, if any. The Company's sole responsibility is to its Client and this document does not exonerate parties to a transaction from exercising all their rights and obligations under the transaction documents. This document cannot be reproduced except in full, without prior written approval of the Company. Any unauthorized alteration, forgery or falsification of the content or appearance of this document is unlawful and offenders may be prosecuted to the fullest extent of the law. Unless otherwise stated the results shown in this test report refer only to the sample(s) tested and such sample(s) are retained for 30 days only.

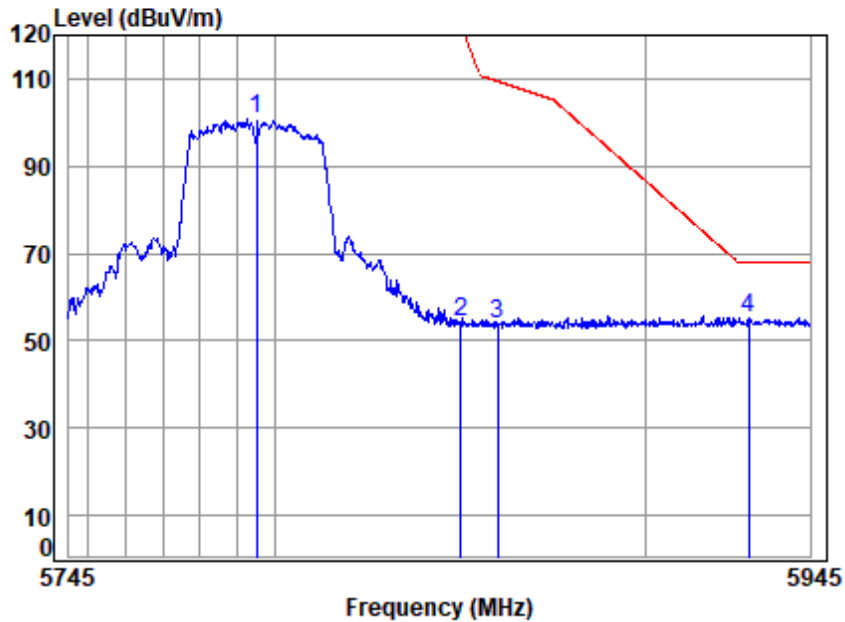
Attention: To check the authenticity of testing /inspection report & certificate, please contact us at telephone: (86-755) 8307 1443, or email: [CN.Doccheck@sgs.com](mailto:CN.Doccheck@sgs.com)

SGS-CSTC Standards Technical Services Co., Ltd.  
Shenzhen Branch Inspection & Testing Laboratory

No.1 Workshop, M-10, Middle Section, Science & Technology Park, Nanshan District, Shenzhen, Guangdong, China 518057 t (86-755) 26012053 f (86-755) 26710594 www.sgsgroup.com.cn  
中国·广东·深圳市南山区科技园中区M-10栋1号厂房 邮编: 518057 t (86-755) 26012053 f (86-755) 26710594 sgs.china@sgs.com



Test Mode: 04; Polarity: Horizontal; Modulation:802.11ac; Bandwidth:40MHz; Channel:High

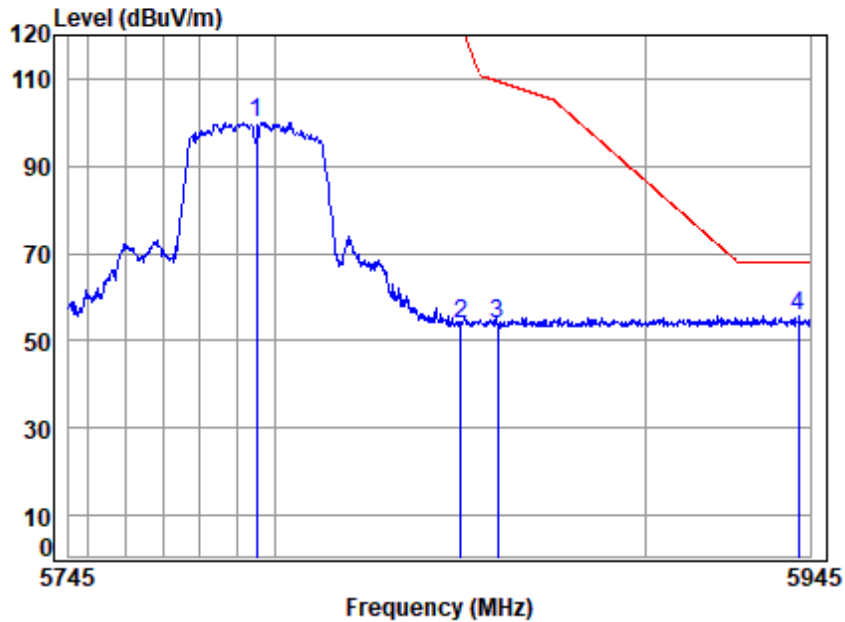


Site : chamber  
Condition: 3m HORIZONTAL  
Job No : 00043AT\00044AT  
Mode : 5795 Band edge  
: 5G WIFI 11AC40

		Cable	Ant	Preamp	Read	Limit	Over	
	Freq	Loss	Factor	Factor	Level	Level	Line	Limit Remark
	MHz	dB	dB/m	dB	dBuV	dBuV/m	dBuV/m	dB
1	5795.000	8.03	34.29	34.99	93.56	100.89	-----	----- peak
2	5850.000	8.07	34.40	34.97	46.71	54.21	122.20	-67.99 peak
3	5860.000	8.07	34.44	34.96	46.14	53.69	109.40	-55.71 peak
4 p	5928.138	8.12	34.66	34.93	47.46	55.31	68.20	-12.89 peak



Test Mode: 04; Polarity: Vertical; Modulation:802.11ac; Bandwidth:40MHz; Channel:High

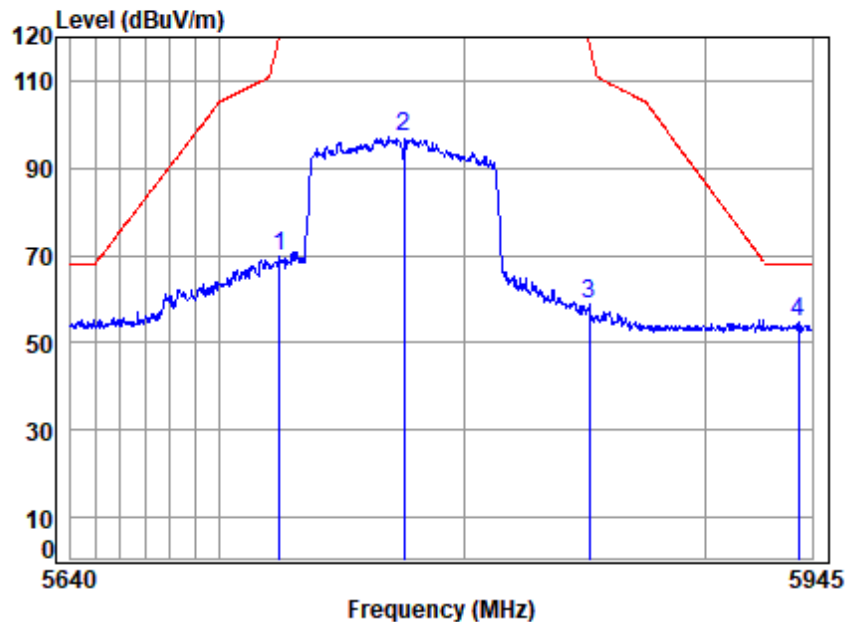


Site : chamber  
Condition: 3m VERTICAL  
Job No : 00043AT\00044AT  
Mode : 5795 Band edge  
: 5G WIFI 11AC40

	Freq	Cable Loss	Ant Factor	Preamp Factor	Read Level	Level	Limit Line	Over Limit	Remark
	MHz	dB	dB/m	dB	dBuV	dBuV/m	dBuV/m	dB	
1	5795.000	8.03	34.29	34.99	92.68	100.01	-----	-----	peak
2	5850.000	8.07	34.40	34.97	46.23	53.73	122.20	-68.47	peak
3	5860.000	8.07	34.44	34.96	46.35	53.90	109.40	-55.50	peak
4 p	5941.949	8.13	34.68	34.93	47.96	55.84	68.20	-12.36	peak



Test Mode: 04; Polarity: Horizontal; Modulation: 802.11ac; Bandwidth: 80MHz; Channel: middle

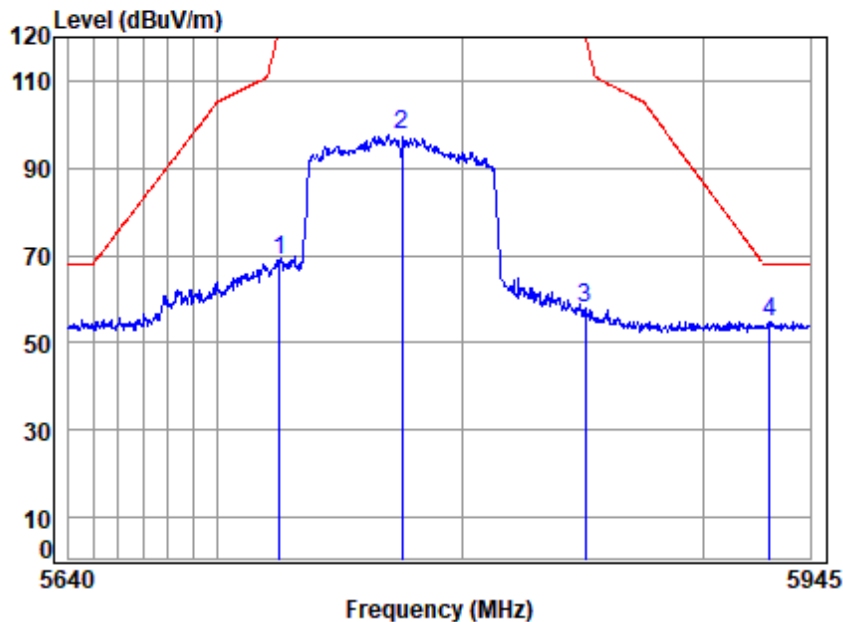


Site : chamber  
Condition: 3m HORIZONTAL  
Job No : 00043AT\00044AT  
Mode : 5775 Band edge  
: 5G WIFI 11AC80

		Cable	Ant	Preamp	Read	Limit	Over	
	Freq	Loss	Factor	Factor	Level	Level	Line	Limit Remark
	MHz	dB	dB/m	dB	dBuV	dBuV/m	dBuV/m	dB
1	5724.390	7.98	34.25	35.03	62.52	69.72	120.81	-51.09 peak
2	5775.000	8.01	34.25	35.00	89.94	97.20	-----	----- peak
3	5851.500	8.07	34.41	34.97	51.21	58.72	118.78	-60.06 peak
4 p	5939.367	8.13	34.68	34.93	46.76	54.64	68.20	-13.56 peak



Test Mode: 04; Polarity: Vertical; Modulation:802.11ac; Bandwidth:80MHz; Channel:middle



Site : chamber  
Condition: 3m VERTICAL  
Job No : 00043AT\00044AT  
Mode : 5775 Band edge  
: 5G WIFI 11AC80

		Cable	Ant	Preamp	Read	Limit	Over	
	Freq	Loss	Factor	Factor	Level	Level	Line	Limit Remark
	MHz	dB	dB/m	dB	dBuV	dBuV/m	dBuV/m	dB
1	5724.993	7.98	34.25	35.03	61.55	68.75	122.18	-53.43 peak
2	5775.000	8.01	34.25	35.00	90.35	97.61	-----	----- peak
3	5850.883	8.07	34.40	34.97	50.63	58.13	120.19	-62.06 peak
4 p	5928.117	8.12	34.66	34.93	46.84	54.69	68.20	-13.51 peak





# SGS-CSTC Standards Technical Services Co., Ltd. Shenzhen Branch

SZEMC-TRF-01 Rev. A/1

Report No.: SZCR240100004303

Page: 257 of 476

## 7.11 Frequency Stability

Test Requirement 47 CFR Part 15, Subpart E 15.407 (g)

Test Method: ANSI C63.10 (2013) Section 6.8

### 7.11.1 E.U.T. Operation

Operating Environment:

Temperature: 20.9 °C Humidity: 31.2 % RH Atmospheric Pressure: 1020 mbar

### 7.11.2 Test Mode Description

Pre-scan / Final test	Mode Code	Description
Final test	01	TX mode (U-NII-1)_Keep the EUT in continuously transmitting mode with all modulation types. All data rates for each modulation type have been tested and found the data rate @ 6Mbps is the worst case of IEEE 802.11a; data rate @ MCS0 is the worst case of IEEE 802.11n/ac 20/40/80, Only the data of worst case is recorded in the report.
Final test	02	TX mode (U-NII-2A) _Keep the EUT in continuously transmitting mode with all modulation types. All data rates for each modulation type have been tested and found the data rate @ 6Mbps is the worst case of IEEE 802.11a; data rate @ MCS0 is the worst case of IEEE 802.11n/ac 20/40/80, Only the data of worst case is recorded in the report.
Final test	03	TX mode (U-NII-2C) _Keep the EUT in continuously transmitting mode with all modulation types. All data rates for each modulation type have been tested and found the data rate @ 6Mbps is the worst case of IEEE 802.11a; data rate @ MCS0 is the worst case of IEEE 802.11n/ac 20/40/80, Only the data of worst case is recorded in the report.
Final test	04	TX mode (U-NII-3) _Keep the EUT in continuously transmitting mode with all modulation types. All data rates for each modulation type have been tested and found the data rate @ 6Mbps is the worst case of IEEE 802.11a; data rate @ MCS0 is the worst case of IEEE 802.11n/ac 20/40/80, Only the data of worst case is recorded in the report.



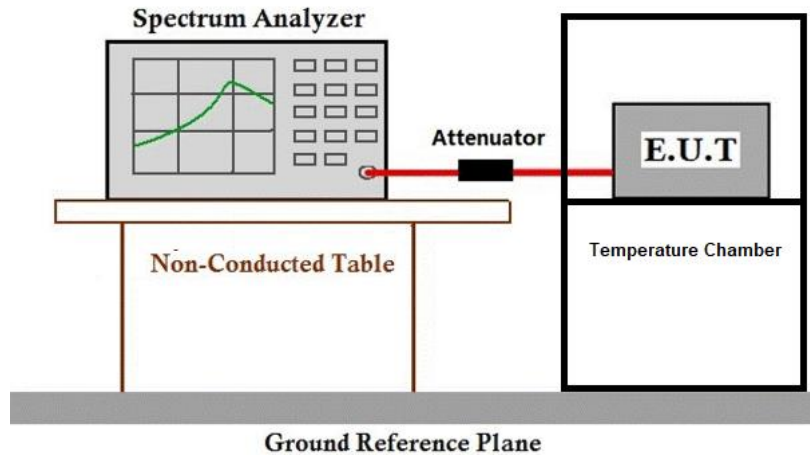
SGS-CSTC Standards Technical Services Co., Ltd.  
Shenzhen Branch Inspection & Testing Services Laboratory

Unless otherwise agreed in writing, this document is issued by the Company subject to its General Conditions of Service printed overleaf, available on request or accessible at <https://www.sgs.com/en/Terms-and-Conditions>. Attention is drawn to the limitation of liability, indemnification and jurisdiction issues defined therein. Any holder of this document is advised that information contained hereon reflects the Company's findings at the time of its intervention only and within the limits of Client's instructions, if any. The Company's sole responsibility is to its Client and this document does not exonerate parties to a transaction from exercising all their rights and obligations under the transaction documents. This document cannot be reproduced except in full, without prior written approval of the Company. Any unauthorized alteration, forgery or falsification of the content or appearance of this document is unlawful and offenders may be prosecuted to the fullest extent of the law. Unless otherwise stated the results shown in this test report refer only to the sample(s) tested and such sample(s) are retained for 30 days only.

Attention: To check the authenticity of testing /inspection report & certificate, please contact us at telephone: (86-755) 8307 1443, or email: [CN.Doccheck@sgs.com](mailto:CN.Doccheck@sgs.com)

No.1 Workshop, M-10, Middle Section, Science & Technology Park, Nanshan District, Shenzhen, Guangdong, China 518057 t (86-755) 26012053 f (86-755) 26710594 www.sgs.com.cn  
中国·广东·深圳市南山区科技园中区M-10栋1号厂房 邮编: 518057 t (86-755) 26012053 f (86-755) 26710594 sgs.china@sgs.com

### 7.11.3 Test Setup Diagram



### 7.11.4 Measurement Procedure and Data

Please Refer to Appendix for Details



## 7.12 Non-occupancy period

Test Requirement KDB 905462 D02 Section 5.1  
Test Method: KDB 905462 D02 Section 7.8.3

Limit:

Test item	Limit	Applicability	
		Master Device or client with Radar Detection	Client without Radar Detection
Non-occupancy period	Minimum 30 minutes	Yes	Not required
Channel Availability Check Time	60 seconds	Yes	Not required
Channel Move Time	10 seconds See Note 1.	Yes	Yes
Channel Closing Transmission Time	200 milliseconds + an aggregate of 60 milliseconds over remaining 10 second period. See Notes 1 and 2.	Yes	Yes
U-NII Detection Bandwidth	Minimum 100% of the U-NII 99% transmission power bandwidth. See Note 3.	Yes	Not required

Note 1: Channel Move Time and the Channel Closing Transmission Time should be performed with Radar Type 0. The measurement timing begins at the end of the Radar Type 0 burst.

Note 2: The Channel Closing Transmission Time is comprised of 200 milliseconds starting at the beginning of the Channel Move Time plus any additional intermittent control signals required to facilitate a Channel move (an aggregate of 60 milliseconds) during the remainder of the 10 second period. The aggregate duration of control signals will not count quiet periods in between transmissions.

Note 3: During the U-NII Detection Bandwidth detection test, radar type 0 should be used. For each frequency step the minimum percentage of detection is 90 percent. Measurements are performed with no data traffic.

### 7.12.1 E.U.T. Operation

Operating Environment:

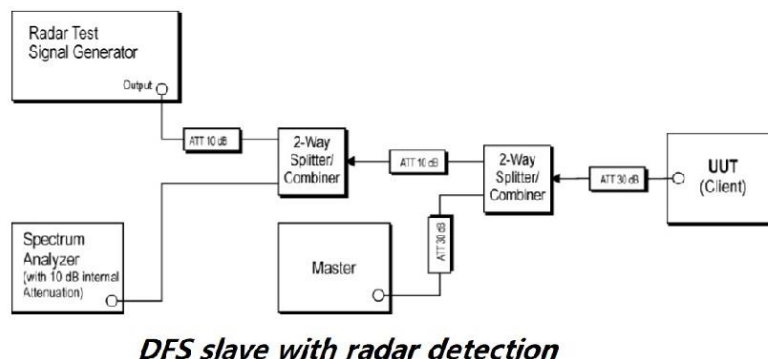
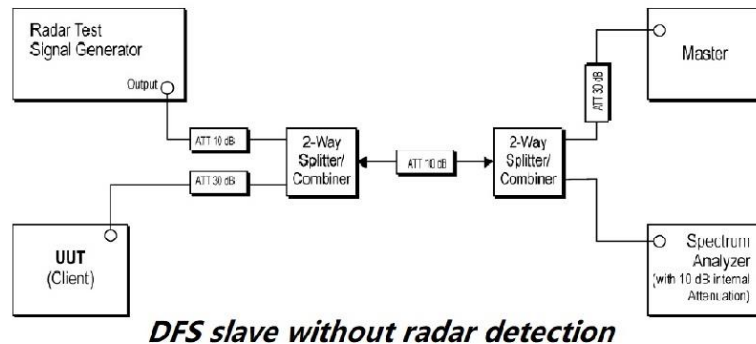
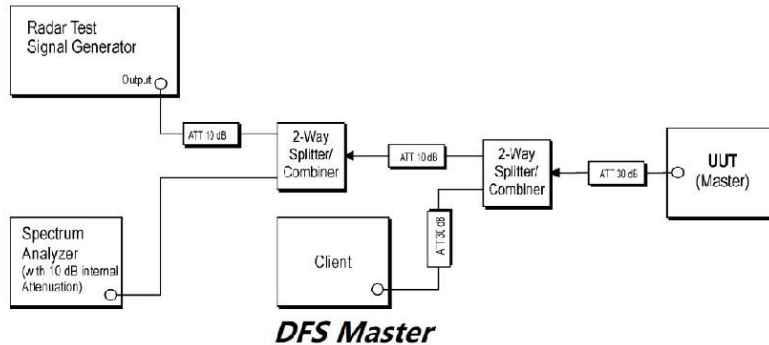
Temperature: 22.7 °C Humidity: 50.6 % RH Atmospheric Pressure: 1020 mbar



### 7.12.2 Test Mode Description

Pre-scan / Final test	Mode Code	Description
Final test	05	Normal operating_Keep the EUT communication with the companion device.

### 7.12.3 Test Setup Diagram





## 7.12.4 Measurement Procedure and Data

- 1) The radar pulse generator is setup to provide a pulse at frequency that the master and client are operating. A type 0 radar pulse with a 1us pulse width and a 1428us PRI is used for the testing.
- 2) The vector signal generator is adjusted to provide the radar burst (18 pulses) at the level of approximately -61dBm at the antenna port of the master device.
- 3) A trigger is provided from the pulse generator to the DFS monitoring system in order to capture the traffic and the occurrence of the radar pulse.
- 4) EUT will associate with the master at channel. The file "iperf.exe" specified by the FCC is streamed from the PC 2 through the master and the client device to the PC 1 and played in full motion video using Media Player Classic Ver. 6.4.8.6 in order to properly load the network for the entire period of the test.
- 5) When radar burst with a level equal to the DFS Detection Threshold +1dB is generated on the operating channel of the U-NII device. At time T0 the radar waveform generator sends a burst of pulse of the radar waveform at Detection Threshold +1dB.
- 6) Observe the transmissions of the EUT at the end of the radar Burst on the Operating Channel. Measure and record the transmissions from the UUT during the observation time (Channel Move Time). One 15 seconds plot is reported for the Short Pulse Radar Type 0. The plot for the Short Pulse Radar Types start at the end of the radar burst. The Channel Move Time will be calculated based on the zoom in 600ms plot of the Short Pulse Radar Type.
- 7) Measurement of the aggregate duration of the Channel Closed Transmission Time method. With the spectrum analyzer set to zero span tuned to the center frequency of the EUT operating channel at the radar simulated frequency, peak detection, and max hold, the dwell time per bin is given by:  $Dwell (0.3ms) = S (12000ms) / B (4000)$ ; where Dwell is the dwell time per spectrum analyzer sampling bin, S is sweep time and B is the number of spectrum analyzer sampling bins. An upper bound of the aggregate duration of the intermittent control signals of Channel Closing Transmission Time is calculated by:  $C (ms) = N \times Dwell (0.3ms)$ ; where C is the Closing Time, N is the number of spectrum analyzer sampling bins (intermittent control signals) showing a U-NII transmission and Dwell is the dwell time per bin.
- 8) Measurement the EUT for more than 30 minutes following the channel move time to verify that no transmission or beacons occur on this channel.

Please Refer to Appendix for Details



## 7.13 Channel Availability Check Time

Test Requirement KDB 905462 D02 Section 5.1  
Test Method: KDB 905462 D02 Section 7.8.2

Limit:

Test item	Limit	Applicability	
		Master Device or client with Radar Detection	Client without Radar Detection
Non-occupancy period	Minimum 30 minutes	Yes	Not required
Channel Availability Check Time	60 seconds	Yes	Not required
Channel Move Time	10 seconds See Note 1.	Yes	Yes
Channel Closing Transmission Time	200 milliseconds + an aggregate of 60 milliseconds over remaining 10 second period. See Notes 1 and 2.	Yes	Yes
U-NII Detection Bandwidth	Minimum 100% of the U-NII 99% transmission power bandwidth. See Note 3.	Yes	Not required

Note 1: Channel Move Time and the Channel Closing Transmission Time should be performed with Radar Type 0. The measurement timing begins at the end of the Radar Type 0 burst.

Note 2: The Channel Closing Transmission Time is comprised of 200 milliseconds starting at the beginning of the Channel Move Time plus any additional intermittent control signals required to facilitate a Channel move (an aggregate of 60 milliseconds) during the remainder of the 10 second period. The aggregate duration of control signals will not count quiet periods in between transmissions.

Note 3: During the U-NII Detection Bandwidth detection test, radar type 0 should be used. For each frequency step the minimum percentage of detection is 90 percent. Measurements are performed with no data traffic.



### 7.13.1 E.U.T. Operation

Operating Environment:

Temperature: 22.7 °C

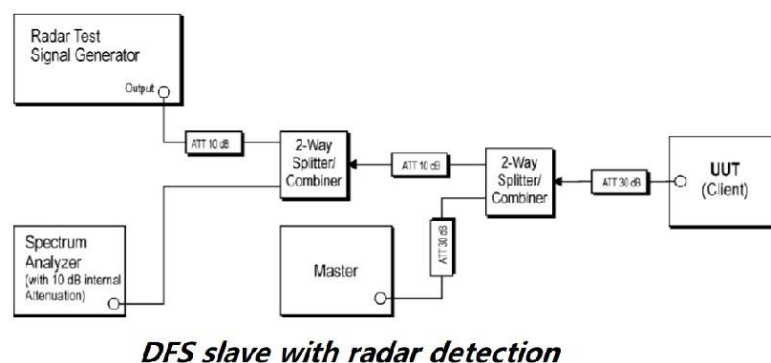
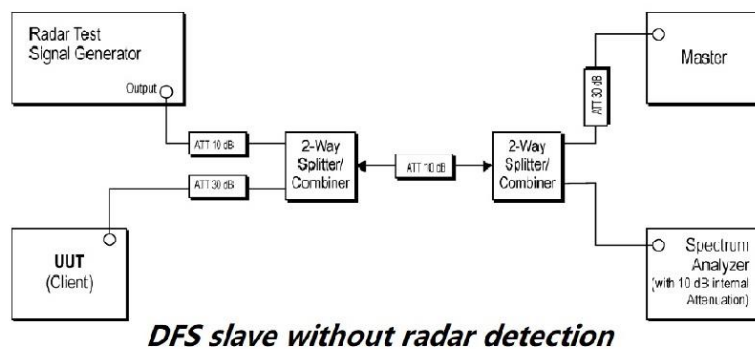
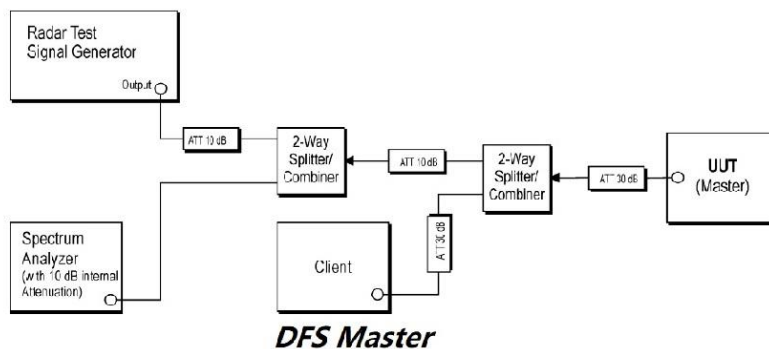
Humidity: 50.6 % RH

Atmospheric Pressure: 1020 mbar

### 7.13.2 Test Mode Description

Pre-scan / Final test	Mode Code	Description
Final test	05	Normal operating_Keep the EUT communication with the companion device.

### 7.13.3 Test Setup Diagram



Unless otherwise agreed in writing, this document is issued by the Company subject to its General Conditions of Service printed overleaf, available on request or accessible at <https://www.sgs.com/en/Terms-and-Conditions>. Attention is drawn to the limitation of liability, indemnification and jurisdiction issues defined therein. Any holder of this document is advised that information contained hereon reflects the Company's findings at the time of its intervention only and within the limits of Client's instructions, if any. The Company's sole responsibility is to its Client and this document does not exonerate parties to a transaction from exercising all their rights and obligations under the transaction documents. This document cannot be reproduced except in full, without prior written approval of the Company. Any unauthorized alteration, forgery or falsification of the content or appearance of this document is unlawful and offenders may be prosecuted to the fullest extent of the law. Unless otherwise stated the results shown in this test report refer only to the sample(s) tested and such sample(s) are retained for 30 days only.

Attention: To check the authenticity of testing / inspection report & certificate, please contact us at telephone: (86-755) 8307 1443, or email: [CN.Doccheck@sgs.com](mailto:CN.Doccheck@sgs.com)

## 7.13.4 Measurement Procedure and Data

### 1) Initial Channel Availability Check Time

The Initial Channel Availability Check Time tests that the UUT does not emit beacon, control, or data signals on the test Channel until the power-up sequence has been completed and the U-NII device checks for Radar Waveforms for one minute on the test Channel. This test does not use any Radar Waveforms and only needs to be performed one time.

- a) The U-NII devices will be powered on and be instructed to operate on the appropriate U-NII Channel that must incorporate DFS functions. At the same time the UUT is powered on, the spectrum analyzer will be set to zero span mode with a 3 MHz RBW and 3 MHz VBW on the Channel occupied by the radar (Chr) with a 2.5 minute sweep time. The spectrum analyzer's sweep will be started at the same time power is applied to the U-NII device.
- b) The UUT should not transmit any beacon or data transmissions until at least 1 minute after the completion of the power-on cycle.
- c) Confirm that the UUT initiates transmission on the channel

This measurement can be used to determine the length of the power-on cycle if it is not supplied by the manufacturer. If the spectrum analyzer sweep is started at the same time the UUT is powered on and the UUT does not begin transmissions until it has completed the cycle, the power-on time can be determined by comparing the two times.

### 2) Radar Burst at the Beginning of the Channel Availability Check Time

The steps below define the procedure to verify successful radar detection on the test Channel during a period equal to the Channel Availability Check Time and avoidance of operation on that Channel when a radar Burst with a level equal to the DFS Detection Threshold + 1 dB occurs at the beginning of the Channel Availability Check Time.

- a) The Radar Waveform generator and UUT are connected using the applicable test setup described in the sections on configuration for Conducted Tests or Radiated Tests and the power of the UUT is switched off.
- b) The UUT is powered on at T0. T1 denotes the instant when the UUT has completed its power-up sequence (T<sub>power\_up</sub>). The Channel Availability Check Time commences on Chr at instant T1 and will end no sooner than T1 + T<sub>ch\_avail\_check</sub>.
- c) A single Burst of one of the Short Pulse Radar Types 0-4 will commence within a 6 second window starting at T1. An additional 1 dB is added to the radar test signal to ensure it is at or above the DFS Detection Threshold, accounting for equipment variations/errors.
- d) Visual indication or measured results on the UUT of successful detection of the radar Burst will be recorded and reported. Observation of Chr for UUT emissions will continue for 2.5 minutes after the radar Burst has been generated.
- e) Verify that during the 2.5 minute measurement window no UUT transmissions occurred on Chr. The Channel Availability Check results will be recorded.





## 3) Radar Burst at the End of the Channel Availability Check Time

The steps below define the procedure to verify successful radar detection on the test Channel during a period equal to the Channel Availability Check Time and avoidance of operation on that Channel when a radar Burst with a level equal to the DFS Detection Threshold + 1dB occurs at the end of the Channel Availability Check Time.

a) The Radar Waveform generator and UUT are connected using the applicable test setup described in the sections for Conducted Tests (7.2) or Radiated Tests (7.3) and the power of the UUT is switched off.

b) The UUT is powered on at T0. T1 denotes the instant when the UUT has completed its power-up sequence (T<sub>power\_up</sub>). The Channel Availability Check Time commences on Chr at instant T1 and will end no sooner than T1 + T<sub>ch\_avail\_check</sub>.

c) A single Burst of one of the Short Pulse Radar Types 0-4 will commence within a 6 second window starting at T1 + 54 seconds. An additional 1 dB is added to the radar test signal to ensure it is at or above the DFS Detection Threshold, accounting for equipment variations/errors.

d) Visual indication or measured results on the UUT of successful detection of the radar Burst will be recorded and reported. Observation of Chr for UUT emissions will continue for 2.5 minutes after the radar Burst has been generated.

e) Verify that during the 2.5 minute measurement window no UUT transmissions occurred on Chr. The Channel Availability Check results will be recorded.

Please Refer to Appendix for Details



## 7.14 Channel Move Time

Test Requirement KDB 905462 D02 Section 5.1  
Test Method: KDB 905462 D02 Section 7.8.3

Limit:

Test item	Limit	Applicability	
		Master Device or client with Radar Detection	Client without Radar Detection
Non-occupancy period	Minimum 30 minutes	Yes	Not required
Channel Availability Check Time	60 seconds	Yes	Not required
Channel Move Time	10 seconds See Note 1.	Yes	Yes
Channel Closing Transmission Time	200 milliseconds + an aggregate of 60 milliseconds over remaining 10 second period. See Notes 1 and 2.	Yes	Yes
U-NII Detection Bandwidth	Minimum 100% of the U-NII 99% transmission power bandwidth. See Note 3.	Yes	Not required

Note 1: Channel Move Time and the Channel Closing Transmission Time should be performed with Radar Type 0. The measurement timing begins at the end of the Radar Type 0 burst.

Note 2: The Channel Closing Transmission Time is comprised of 200 milliseconds starting at the beginning of the Channel Move Time plus any additional intermittent control signals required to facilitate a Channel move (an aggregate of 60 milliseconds) during the remainder of the 10 second period. The aggregate duration of control signals will not count quiet periods in between transmissions.

Note 3: During the U-NII Detection Bandwidth detection test, radar type 0 should be used. For each frequency step the minimum percentage of detection is 90 percent. Measurements are performed with no data traffic.

## 7.14.1 E.U.T. Operation

Operating Environment:

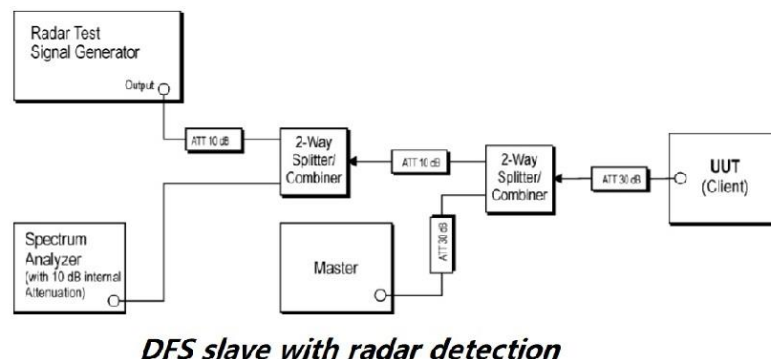
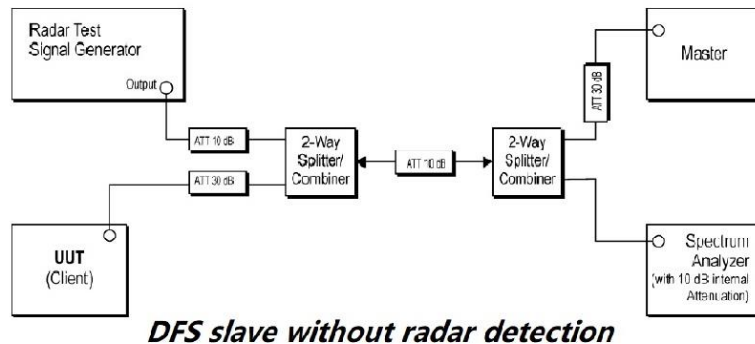
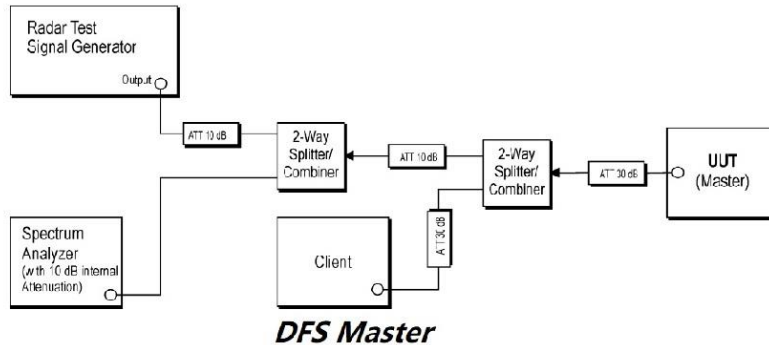
Temperature: 22.7 °C Humidity: 50.6 % RH Atmospheric Pressure: 1020 mbar



### 7.14.2 Test Mode Description

Pre-scan / Final test	Mode Code	Description
Final test	05	Normal operating_Keep the EUT communication with the companion device.

### 7.14.3 Test Setup Diagram



## 7.14.4 Measurement Procedure and Data

- 1) The radar pulse generator is setup to provide a pulse at frequency that the master and client are operating. A type 0 radar pulse with a 1us pulse width and a 1428us PRI is used for the testing.
- 2) The vector signal generator is adjusted to provide the radar burst (18 pulses) at the level of approximately -61dBm at the antenna port of the master device.
- 3) A trigger is provided from the pulse generator to the DFS monitoring system in order to capture the traffic and the occurrence of the radar pulse.
- 4) EUT will associate with the master at channel. The file "iperf.exe" specified by the FCC is streamed from the PC 2 through the master and the client device to the PC 1 and played in full motion video using Media Player Classic Ver. 6.4.8.6 in order to properly load the network for the entire period of the test.
- 5) When radar burst with a level equal to the DFS Detection Threshold +1dB is generated on the operating channel of the U-NII device. At time T0 the radar waveform generator sends a burst of pulse of the radar waveform at Detection Threshold +1dB.
- 6) Observe the transmissions of the EUT at the end of the radar Burst on the Operating Channel. Measure and record the transmissions from the UUT during the observation time (Channel Move Time). One 15 seconds plot is reported for the Short Pulse Radar Type 0. The plot for the Short Pulse Radar Types start at the end of the radar burst. The Channel Move Time will be calculated based on the zoom in 600ms plot of the Short Pulse Radar Type.
- 7) Measurement of the aggregate duration of the Channel Closed Transmission Time method. With the spectrum analyzer set to zero span tuned to the center frequency of the EUT operating channel at the radar simulated frequency, peak detection, and max hold, the dwell time per bin is given by:  $Dwell (0.3ms) = S (12000ms) / B (4000)$ ; where Dwell is the dwell time per spectrum analyzer sampling bin, S is sweep time and B is the number of spectrum analyzer sampling bins. An upper bound of the aggregate duration of the intermittent control signals of Channel Closing Transmission Time is calculated by:  $C (ms) = N \times Dwell (0.3ms)$ ; where C is the Closing Time, N is the number of spectrum analyzer sampling bins (intermittent control signals) showing a U-NII transmission and Dwell is the dwell time per bin.
- 8) Measurement the EUT for more than 30 minutes following the channel move time to verify that no transmission or beacons occur on this channel.

Please Refer to Appendix for Details





## 7.15 Channel Closing Transmission Time

Test Requirement KDB 905462 D02 Section 5.1  
Test Method: KDB 905462 D02 Section 7.8.3

Limit:

Test item	Limit	Applicability	
		Master Device or client with Radar Detection	Client without Radar Detection
Non-occupancy period	Minimum 30 minutes	Yes	Not required
Channel Availability Check Time	60 seconds	Yes	Not required
Channel Move Time	10 seconds See Note 1.	Yes	Yes
Channel Closing Transmission Time	200 milliseconds + an aggregate of 60 milliseconds over remaining 10 second period. See Notes 1 and 2.	Yes	Yes
U-NII Detection Bandwidth	Minimum 100% of the U-NII 99% transmission power bandwidth. See Note 3.	Yes	Not required

Note 1: Channel Move Time and the Channel Closing Transmission Time should be performed with Radar Type 0. The measurement timing begins at the end of the Radar Type 0 burst.

Note 2: The Channel Closing Transmission Time is comprised of 200 milliseconds starting at the beginning of the Channel Move Time plus any additional intermittent control signals required to facilitate a Channel move (an aggregate of 60 milliseconds) during the remainder of the 10 second period. The aggregate duration of control signals will not count quiet periods in between transmissions.

Note 3: During the U-NII Detection Bandwidth detection test, radar type 0 should be used. For each frequency step the minimum percentage of detection is 90 percent. Measurements are performed with no data traffic.

### 7.15.1 E.U.T. Operation

Operating Environment:

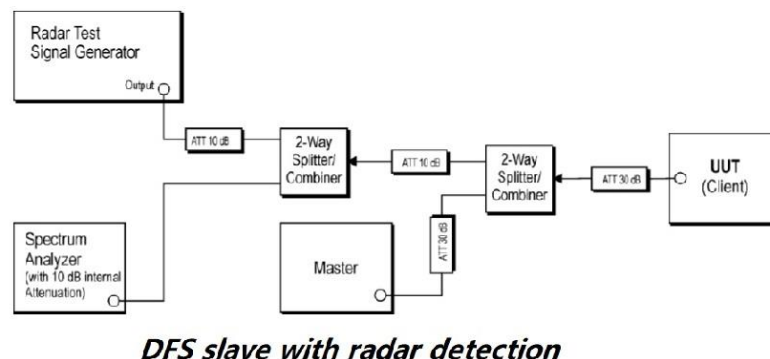
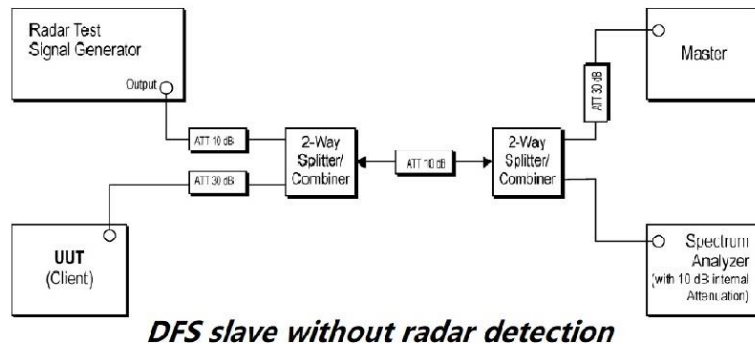
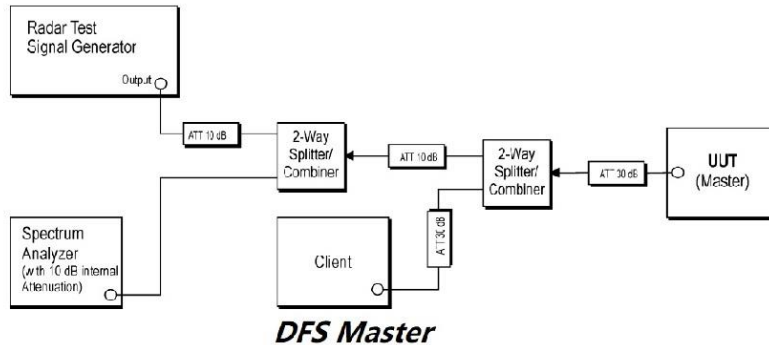
Temperature: 22.7 °C Humidity: 50.6 % RH Atmospheric Pressure: 1020 mbar



### 7.15.2 Test Mode Description

Pre-scan / Final test	Mode Code	Description
Final test	05	Normal operating_Keep the EUT communication with the companion device.

### 7.15.3 Test Setup Diagram



## 7.15.4 Measurement Procedure and Data

- 1) The radar pulse generator is setup to provide a pulse at frequency that the master and client are operating. A type 0 radar pulse with a 1us pulse width and a 1428us PRI is used for the testing.
- 2) The vector signal generator is adjusted to provide the radar burst (18 pulses) at the level of approximately -61dBm at the antenna port of the master device.
- 3) A trigger is provided from the pulse generator to the DFS monitoring system in order to capture the traffic and the occurrence of the radar pulse.
- 4) EUT will associate with the master at channel. The file "iperf.exe" specified by the FCC is streamed from the PC 2 through the master and the client device to the PC 1 and played in full motion video using Media Player Classic Ver. 6.4.8.6 in order to properly load the network for the entire period of the test.
- 5) When radar burst with a level equal to the DFS Detection Threshold +1dB is generated on the operating channel of the U-NII device. At time T0 the radar waveform generator sends a burst of pulse of the radar waveform at Detection Threshold +1dB.
- 6) Observe the transmissions of the EUT at the end of the radar Burst on the Operating Channel. Measure and record the transmissions from the UUT during the observation time (Channel Move Time). One 15 seconds plot is reported for the Short Pulse Radar Type 0. The plot for the Short Pulse Radar Types start at the end of the radar burst. The Channel Move Time will be calculated based on the zoom in 600ms plot of the Short Pulse Radar Type.
- 7) Measurement of the aggregate duration of the Channel Closed Transmission Time method. With the spectrum analyzer set to zero span tuned to the center frequency of the EUT operating channel at the radar simulated frequency, peak detection, and max hold, the dwell time per bin is given by:  $Dwell (0.3ms) = S (12000ms) / B (4000)$ ; where Dwell is the dwell time per spectrum analyzer sampling bin, S is sweep time and B is the number of spectrum analyzer sampling bins. An upper bound of the aggregate duration of the intermittent control signals of Channel Closing Transmission Time is calculated by:  $C (ms) = N \times Dwell (0.3ms)$ ; where C is the Closing Time, N is the number of spectrum analyzer sampling bins (intermittent control signals) showing a U-NII transmission and Dwell is the dwell time per bin.
- 8) Measurement the EUT for more than 30 minutes following the channel move time to verify that no transmission or beacons occur on this channel.

Please Refer to Appendix for Details



## 7.16 U-NII Detection Bandwidth

Test Requirement KDB 905462 D02 Section 5.1  
Test Method: KDB 905462 D02 Section 7.8.1

Limit:

Test item	Limit	Applicability	
		Master Device or client with Radar Detection	Client without Radar Detection
Non-occupancy period	Minimum 30 minutes	Yes	Not required
Channel Availability Check Time	60 seconds	Yes	Not required
Channel Move Time	10 seconds See Note 1.	Yes	Yes
Channel Closing Transmission Time	200 milliseconds + an aggregate of 60 milliseconds over remaining 10 second period. See Notes 1 and 2.	Yes	Yes
U-NII Detection Bandwidth	Minimum 100% of the U-NII 99% transmission power bandwidth. See Note 3.	Yes	Not required

Note 1: Channel Move Time and the Channel Closing Transmission Time should be performed with Radar Type 0. The measurement timing begins at the end of the Radar Type 0 burst.

Note 2: The Channel Closing Transmission Time is comprised of 200 milliseconds starting at the beginning of the Channel Move Time plus any additional intermittent control signals required to facilitate a Channel move (an aggregate of 60 milliseconds) during the remainder of the 10 second period. The aggregate duration of control signals will not count quiet periods in between transmissions.

Note 3: During the U-NII Detection Bandwidth detection test, radar type 0 should be used. For each frequency step the minimum percentage of detection is 90 percent. Measurements are performed with no data traffic.

### 7.16.1 E.U.T. Operation

Operating Environment:

Temperature: 22.7 °C Humidity: 50.6 % RH Atmospheric Pressure: 1020 mbar

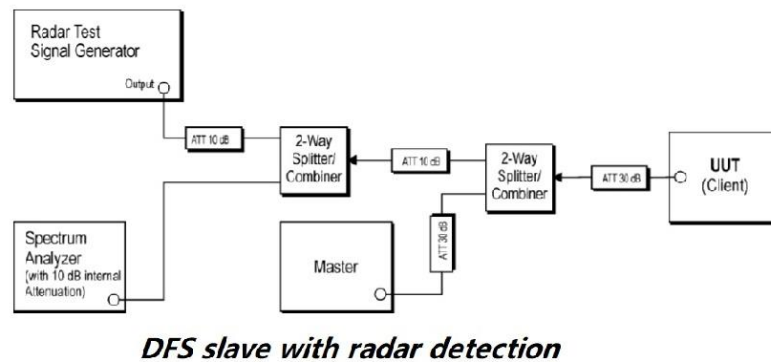
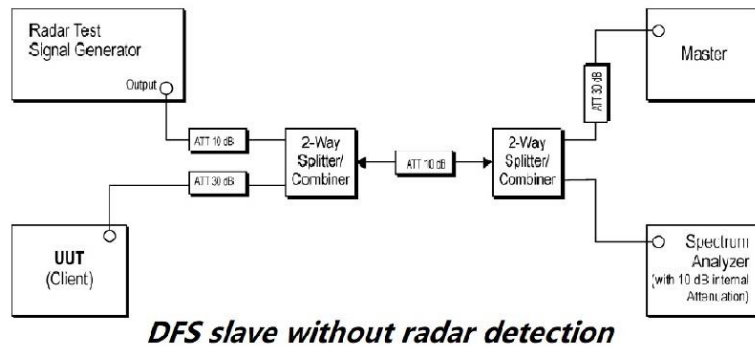
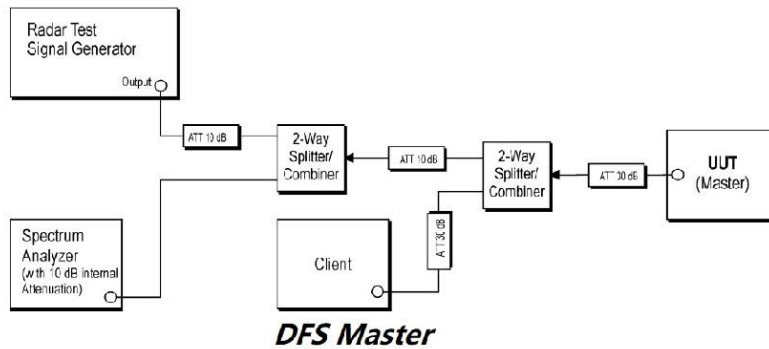




### 7.16.2 Test Mode Description

Pre-scan / Final test	Mode Code	Description
Final test	05	Normal operating_Keep the EUT communication with the companion device.

### 7.16.3 Test Setup Diagram



## 7.16.4 Measurement Procedure and Data

1. Set up the DFS timing monitoring equipment and Set up the overall system for either radiated or conducted coupling to the UUT.

Adjust the equipment to produce a single Burst of any one of the Short Pulse Radar Types 0 - 4 at the center frequency of the UUT Operating Channel at the specified DFS Detection Threshold level.

Set the UUT up as a standalone device (no associated Client or Master, as appropriate) and no traffic. Frame based systems will be set to a talk/listen ratio reflecting the worst case (maximum) that is user configurable during this test.

2. Generate a single radar Burst, and note the response of the UUT. Repeat for a minimum of 10 trials. The UUT must detect the Radar Waveform within the DFS band using the specified U-NII Detection Bandwidth criterion.

3. Starting at the center frequency of the UUT operating Channel, increase the radar frequency in 5 MHz steps, repeating the above test sequence, until the detection rate falls below the U-NII Detection Bandwidth criterion. Repeat this measurement in 1MHz steps at frequencies 5 MHz below where the detection rate begins to fall. Record the highest frequency (denote as FH) at which detection is greater than or equal to the U-NII Detection Bandwidth criterion. Recording the detection rate at frequencies above FH is not required to demonstrate compliance.

4. Starting at the center frequency of the UUT operating Channel, decrease the radar frequency in 5 MHz steps, repeating the above test sequence, until the detection rate falls below the U-NII Detection Bandwidth criterion. Repeat this measurement in 1MHz steps at frequencies 5 MHz above where the detection rate begins to fall. Record the lowest frequency (denote as FL) at which detection is greater than or equal to the U-NII Detection Bandwidth criterion. Recording the detection rate at frequencies below FL is not required to demonstrate compliance.

5. The U-NII Detection Bandwidth is calculated as follows:

U-NII Detection Bandwidth = FH - FL

The U-NII Detection Bandwidth must meet the U-NII Detection Bandwidth criterion. Otherwise, the UUT does not comply with DFS requirements. This is essential to ensure that the UUT is capable of detecting Radar Waveforms across the same frequency spectrum that contains the significant energy from the system. In the case that the U-NII Detection Bandwidth is greater than or equal to the 99 percent power bandwidth for the measured FH and FL, the test can be truncated and the U-NII Detection Bandwidth can be reported as the measured FH and FL.

Please Refer to Appendix for Details



## 8 Test Setup Photo

Refer to Appendix - Test Setup Photo for SZCR2401000043AT

## 9 EUT Constructional Details (EUT Photos)

Refer to External and Internal Photos for SZCR2401000043AT



Unless otherwise agreed in writing, this document is issued by the Company subject to its General Conditions of Service printed overleaf, available on request or accessible at <https://www.sgs.com/en/Terms-and-Conditions>. Attention is drawn to the limitation of liability, indemnification and jurisdiction issues defined therein. Any holder of this document is advised that information contained hereon reflects the Company's findings at the time of its intervention only and within the limits of Client's instructions, if any. The Company's sole responsibility is to its Client and this document does not exonerate parties to a transaction from exercising all their rights and obligations under the transaction documents. This document cannot be reproduced except in full, without prior written approval of the Company. Any unauthorized alteration, forgery or falsification of the content or appearance of this document is unlawful and offenders may be prosecuted to the fullest extent of the law. Unless otherwise stated the results shown in this test report refer only to the sample(s) tested and such sample(s) are retained for 30 days only.

Attention: To check the authenticity of testing / inspection report & certificate, please contact us at telephone: (86-755) 8307 1443, or email: [CN.Doccheck@sgs.com](mailto:CN.Doccheck@sgs.com)

## 10 Appendix

### 1. Duty Cycle

#### 1.1 Ant1

##### 1.1.1 Test Result

Ant1							
Mode	TX Type	Frequency (MHz)	T_on (ms)	Period (ms)	Duty Cycle (%)	Duty Cycle Correction Factor (dB)	Max. DC Variation (%)
802.11a	SISO	5180	1.398	1.452	96.28	0.16	0.03
		5200	1.398	1.452	96.28	0.16	0.03
		5240	1.397	1.451	96.28	0.16	0.03
		5260	1.397	1.451	96.28	0.16	0.03
		5300	1.397	1.451	96.28	0.16	0.03
		5320	1.398	1.452	96.28	0.16	0.03
		5500	1.398	1.452	96.28	0.16	0.03
		5580	1.398	1.451	96.35	0.16	0.03
		5700	1.398	1.452	96.28	0.16	0.03
		5745	1.397	1.451	96.28	0.16	0.03
		5785	1.398	1.452	96.28	0.16	0.03
		5825	1.397	1.451	96.28	0.16	0.03
802.11n (HT20)	MIMO	5180	1.310	1.364	96.04	0.18	0.03
		5200	1.309	1.364	95.97	0.18	0.03
		5240	1.310	1.364	96.04	0.18	0.03
		5260	1.309	1.364	95.97	0.18	0.03
		5300	1.310	1.364	96.04	0.18	0.03
		5320	1.310	1.365	95.97	0.18	0.03
		5500	1.310	1.364	96.04	0.18	0.03
		5580	1.309	1.363	96.04	0.18	0.03
		5700	1.310	1.363	96.11	0.17	0.00
		5745	1.310	1.364	96.04	0.18	0.07
		5785	1.310	1.364	96.04	0.18	0.03
		5825	1.310	1.364	96.04	0.18	0.03
802.11n (HT40)	MIMO	5190	0.649	0.703	92.32	0.35	0.03
		5230	0.649	0.703	92.32	0.35	0.06
		5270	0.649	0.703	92.32	0.35	0.03
		5310	0.649	0.703	92.32	0.35	0.03
		5510	0.649	0.703	92.32	0.35	0.03
		5550	0.650	0.703	92.46	0.34	0.03



Unless otherwise agreed in writing, this document is issued by the Company subject to its General Conditions of Service printed overleaf, available on request or accessible at <https://www.sgs.com/en/Terms-and-Conditions>. Attention is drawn to the limitation of liability, indemnification and jurisdiction issues defined therein. Any holder of this document is advised that information contained hereon reflects the Company's findings at the time of its intervention only and within the limits of Client's instructions, if any. The Company's sole responsibility is to its Client and this document does not exonerate parties to a transaction from exercising all their rights and obligations under the transaction documents. This document cannot be reproduced except in full, without prior written approval of the Company. Any unauthorized alteration, forgery or falsification of the content or appearance of this document is unlawful and offenders may be prosecuted to the fullest extent of the law. Unless otherwise stated the results shown in this test report refer only to the sample(s) tested and such sample(s) are retained for 30 days only.

Attention: To check the authenticity of testing /inspection report & certificate, please contact us at telephone: (86-755) 8307 1443, or email: [CN.Doccheck@sgs.com](mailto:CN.Doccheck@sgs.com)

SGS-CSTC Standards Technical Services Co., Ltd.  
Shenzhen Branch Testing & Calibration Laboratory

No.1 Workshop, M-10, Middle Section, Science & Technology Park, Nanshan District, Shenzhen, Guangdong, China 518057 t (86-755) 26012053 f (86-755) 26710594 www.sgs.com.cn  
中国·广东·深圳市南山区科技园中区M-10栋1号厂房 邮编: 518057 t (86-755) 26012053 f (86-755) 26710594 sgs.china@sgs.com



## SGS-CSTC Standards Technical Services Co., Ltd. Shenzhen Branch

SZEMC-TRF-01 Rev. A/1

Report No.: SZCR240100004303

Page: 277 of 476

		5670	0.649	0.703	92.32	0.35	0.03
		5755	0.649	0.703	92.32	0.35	0.03
		5795	0.649	0.703	92.32	0.35	0.06
802.11ac (VHT20)	MIMO	5180	1.318	1.372	96.06	0.17	0.03
		5200	1.317	1.372	95.99	0.18	0.03
		5240	1.318	1.371	96.13	0.17	0.00
		5260	1.318	1.372	96.06	0.17	0.03
		5300	1.318	1.372	96.06	0.17	0.03
		5320	1.318	1.372	96.06	0.17	0.03
		5500	1.317	1.372	95.99	0.18	0.03
		5580	1.318	1.372	96.06	0.17	0.03
		5700	1.318	1.371	96.13	0.17	0.00
		5745	1.318	1.372	96.06	0.17	0.03
		5785	1.318	1.372	96.06	0.17	0.03
		5825	1.318	1.372	96.06	0.17	0.00
802.11ac (VHT40)	MIMO	5190	0.657	0.711	92.41	0.34	0.03
		5230	0.657	0.711	92.41	0.34	0.03
		5270	0.657	0.711	92.41	0.34	0.03
		5310	0.657	0.711	92.41	0.34	0.03
		5510	0.657	0.711	92.41	0.34	0.03
		5550	0.657	0.711	92.41	0.34	0.03
		5670	0.657	0.711	92.41	0.34	0.03
		5755	0.657	0.711	92.41	0.34	0.06
		5795	0.657	0.711	92.41	0.34	0.06
802.11ac (VHT80)	MIMO	5210	0.325	0.379	85.75	0.67	0.04
		5290	0.325	0.379	85.75	0.67	0.04
		5530	0.325	0.379	85.75	0.67	0.04
		5610	0.325	0.379	85.75	0.67	0.04
		5775	0.325	0.379	85.75	0.67	0.03



SGS-CSTC Standards Technical Services Co., Ltd.  
Shenzhen Branch (SZEMC) Laboratory

Unless otherwise agreed in writing, this document is issued by the Company subject to its General Conditions of Service printed overleaf, available on request or accessible at <https://www.sgs.com/en/Terms-and-Conditions>. Attention is drawn to the limitation of liability, indemnification and jurisdiction issues defined therein. Any holder of this document is advised that information contained hereon reflects the Company's findings at the time of its intervention only and within the limits of Client's instructions, if any. The Company's sole responsibility is to its Client and this document does not exonerate parties to a transaction from exercising all their rights and obligations under the transaction documents. This document cannot be reproduced except in full, without prior written approval of the Company. Any unauthorized alteration, forgery or falsification of the content or appearance of this document is unlawful and offenders may be prosecuted to the fullest extent of the law. Unless otherwise stated the results shown in this test report refer only to the sample(s) tested and such sample(s) are retained for 30 days only.

Attention: To check the authenticity of testing /inspection report & certificate, please contact us at telephone: (86-755) 8307 1443, or email: [CN.Doccheck@sgs.com](mailto:CN.Doccheck@sgs.com)

No.1 Workshop, M-10, Middle Section, Science & Technology Park, Nanshan District, Shenzhen, Guangdong, China 518057 t (86-755) 26012053 f (86-755) 26710594 www.sgsgroup.com.cn  
中国·广东·深圳市南山区科技园中区M-10栋1号厂房 邮编: 518057 t (86-755) 26012053 f (86-755) 26710594 sgs.china@sgs.com

### 1.1.2 Test Graph

