



No. 1 Workshop, M-10, Middle Section, Science & Technology Park,
District Shenzhen, China 518057

Telephone: +86 (0) 755 2601 2053
Fax: +86 (0) 755 2671 0594
Email: ee.shenzhen@sgs.com

Report No.: SZEM150500233802

Page: 1 of 23

Human Exposure Report

Application No.: SZEM150500233802
Applicant/ Manufacturer: Shenzhen Canpow Technology Co., Ltd
Address of Applicant/ Manufacturer: 4 th Floor of Building B, Hongshengyuan Industrial Zone, No.339 Bulong Road, Bantian Town, Longgang Dist, Shenzhen, China.
Factory: Shenzhen Migoy Plastic Electronics Co., Ltd.
Address of Factory: The 1st & 2nd Floor of No.91 Xuegang South Road, Bantian street, Longgang District, Shenzhen, China

Equipment Under Test (EUT):

EUT Name: Wireless Charger
Model No.: CP681
Trade mark: Canpow
Standards: 47 CFR PART 1, Subpart I, Section 1.1310
Date of Receipt: 2015-05-07
Date of Test: 2015-05-11 to 2015-05-14
Date of Issue: 2015-05-22

Test Result :	Pass*
----------------------	--------------

* This report is just a test result base on the test method and limit requirement shown in the form on the second page. The report must not be used by the client to claim product certification, approval, or endorsement by NVLAP, NIST, or any agency of the federal government..

Authorized Signature:



Starry Li
EMC Laboratory Project Engineer



2 Contents

	Page
1 COVER PAGE	1
2 CONTENTS	2
3 GENERAL INFORMATION	3
3.1 DETAILS OF E.U.T.	3
3.2 DESCRIPTION OF SUPPORT UNITS	3
3.3 TEST LOCATION	3
3.4 TEST FACILITY	4
3.5 DEVIATION FROM STANDARDS	4
3.6 ABNORMALITIES FROM STANDARD CONDITIONS	4
4 EQUIPMENTS USED DURING TEST	4
5 TEST RESULTS	5
5.1 RF EXPOSURE TEST	5
5.1.1 E.U.T. Operation	5
Operating Environment:	5
EUT Operation:	5
5.1.2 Measurement Data	6
6 PHOTOGRAPHS	8
6.1 TEST PHOTOS	8
6.2 EUT PHOTOS	20-23



3 General Information

3.1 Details of E.U.T.

Power Supply: Input Voltage: DC5V 1.5A
 Output Voltage: DC5V 1A
 Test Voltage: AC 120V 60Hz

Cable: USB cable: 100cm unshielded

3.2 Description of Support Units

The EUT has been tested with associated equipment below.

Description	Manufacturer	Model No.
Xiaomi Phone	Xiaomi	MI2A
wireless charging card	Supply by client	CP681
Adapter	Apple	A1357W010A051

3.3 Test Location

All tests were performed at:

SGS-CSTC Standards Technical Services Co., Ltd., Shenzhen Branch E&E Lab,

No. 1 Workshop, M-10, Middle section, Science & Technology Park, Shenzhen, Guangdong, China 518057.

Tel: +86 755 2601 2053 Fax: +86 755 2671 0594

No tests were sub-contracted.



3.4 Test Facility

The test facility is recognized, certified, or accredited by the following organizations:

- **CNAS (No. CNAS L2929)**

CNAS has accredited SGS-CSTC Standards Technical Services Co., Ltd. Shenzhen Branch EMC Lab to ISO/IEC 17025:2005 General Requirements for the Competence of Testing and Calibration Laboratories (CNAS-CL01 Accreditation Criteria for the Competence of Testing and Calibration Laboratories) for the competence in the field of testing.

- **VCCI**

The 10m Semi-anechoic chamber and Shielded Room (7.5m x 4.0m x 3.0m) of SGS-CSTC Standards Technical Services Co., Ltd. have been registered in accordance with the Regulations for Voluntary Control Measures with Registration No.: G-823, R-4188, T-1153 and C-2383 respectively.

- **FCC – Registration No.: 556682**

SGS-CSTC Standards Technical Services Co., Ltd., Shenzhen EMC Laboratory has been registered and fully described in a report filed with the (FCC) Federal Communications Commission. The acceptance letter from the FCC is maintained in our files. Registration No.: 556682.

- **Industry Canada (IC)**

Two 3m Semi-anechoic chambers of SGS-CSTC Standards Technical Services Co., Ltd. have been registered by Certification and Engineering Bureau of Industry Canada for radio equipment testing with Registration No.: 4620C-1 & 4620C-2.

3.5 Deviation from Standards

None.

3.6 Abnormalities from Standard Conditions

None.

4 Equipments Used during Test

Item	Test Equipment	Manufacturer	Model No.	Inventory No.	Cal.Due date (yyyy-mm-dd)
1	3m Semi-Anechoic Chamber	ETS-LINDGREN	N/A	SEL0017	2015-06-10
2	Electric Field Meter	Schaffner	EMC20	EMC068	2016-04-06
3	DC Electronic Load	PRODIGIT	3302F	30802F00533	2015-12-05

5 Test Results

5.1 RF Exposure test

Test Requirement: 47 CFR PART 1, Subpart I, Section 1.1310
Measurement Distance: 10cm
Test voltage: AC 120V 60Hz
Limit:

Frequency range (MHz)	Electric field strength (V/m)	Magnetic field strength (A/m)	Power density (mW/cm ²)	Averaging time (minutes)
(A) Limits for Occupational/Controlled Exposures				
0.3-3.0	614	1.63	*(100)	6
3.0-30	1842/f	4.89/f	*(900/f ²)	6
30-300	61.4	0.163	1.0	6
300-1500	/	/	f/300	6
1500-100,000	/	/	5	6
(B) Limits for General Population/Uncontrolled Exposure				
0.3-1.34	614	1.63	*(100)	30
1.34-30	824/f	2.19/f	*(180/f ²)	30
30-300	27.5	0.073	0.2	30
300-1500	/	/	f/1500	30
1500-100,000	/	/	1.0	30
F=frequency in MHz *=Plane-wave equivalent power density RF exposure compliance will need to be determined with respect to 1.1307(c) and (d) of the FCC rules. The emissions should be within the limits at 300kHz in Table 1 of 1.1310(use the 300kHz limits for 150kHz:614V/m,1.63A/m).				

5.1.1 E.U.T. Operation

Operating Environment:

Temperature: 24.0 °C Humidity: 52 % RH Atmospheric Pressure: 1015 mbar

EUT Operation:

This device has been tested the worst status of full load and the device has been tested with mobile phone at zero charge, intermediate charge, and full charge.





5.1.2 Measurement Data

1:Output Voltage=DC 5V; The max output power =5W;Calculation of resistor value=9.92Ω

Electric Field Emissions

Test Position	Probe Measure Result(V/m)	Limit(V/m)	30% Limit(V/m)
Side 1	5.53	614	184.2
Side 2	5.32	614	184.2
Side 3	5.62	614	184.2
Side 4	5.74	614	184.2
Top	8.75	614	184.2
Bottom	4.95	614	184.2

Magnetic Field Emissions

Test Position	Probe Measure Result(A/m)	Limit(A/m)	30% Limit(A/m)
Side 1	0.0986	1.63	0.489
Side 2	0.0995	1.63	0.489
Side 3	0.0908	1.63	0.489
Side 4	0.0920	1.63	0.489
Top	0.1125	1.63	0.489
Bottom	0.0890	1.63	0.489



2: Mobile phone has been charged at zero charge, intermediate charge, and full charge.

Electric Field Emissions

Test Position	Probe Measure Result(V/m)			Limit(V/m)/ 30%Limit(V/m)
	zero charge	intermediate charge	full charge	
Side 1	4.77	4.96	4.64	614/184.2
Side 2	4.28	4.74	4.11	614/184.2
Side 3	4.78	5.04	4.54	614/184.2
Side 4	4.35	4.87	3.99	614/184.2
Top	6.07	6.71	5.86	614/184.2
Bottom	3.99	4.38	3.78	614/184.2

Magnetic Field Emissions

Test Position	Probe Measure Result(A/m)			Limit(A/m)/ 30%Limit(A/m)
	zero charge	intermediate charge	full charge	
Side 1	0.0231	0.0263	0.0189	1.63/0.489
Side 2	0.0241	0.0273	0.0198	1.63/0.489
Side 3	0.0231	0.0254	0.0204	1.63/0.489
Side 4	0.0193	0.0207	0.0191	1.63/0.489
Top	0.0266	0.0296	0.0246	1.63/0.489
Bottom	0.0184	0.0192	0.0181	1.63/0.489

6 Photographs

6.1 Test photos

Test Model No.: CP681

Test with full load


Side 1



Side 2



Side 3




Side 4



Top



Bottom



Test with mobile phone at zero charge,intermediate charge,full charge

Side 1




Side 2




Side 3




Side 4



Top



Bottom



6.2 EUT photos





