

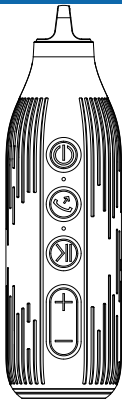


FCC ID:2AEMMSPORT3

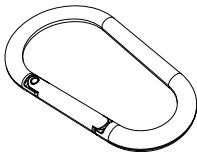
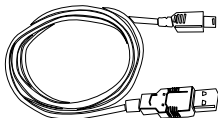
SPORT

User Manual

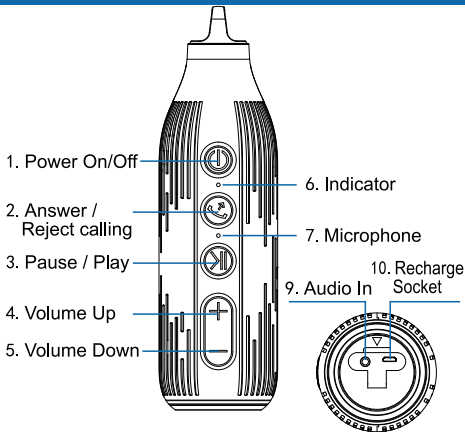
Speaker Unit & Accessories



- 1、 Speaker Unit
- 2、 USB Recharge Cable
- 3、 Carabiner
- 4、 Manual



Product Features



Product Features

1.On / Off button: Long Press for 3 seconds, speaker beeps and the blue indicator LED flashes rapidly, bluetooth is ready for connection. Use your mobile phone to search device name: Sport 1, and then click to connect. Once bluetooth paired and connected successfully, the blue LED indicator will be on and speaker is ready for music playing. Long press the button for 3 seconds to switch off the speaker.

2.Phone Answer and Reject Key: Under Bluetooth connected status, when the call comes in, bluetooth speaker will beep, short press button for answering the call, long press to reject.

3.Pause and Play button : When playing, press the button to switch music pause and play.

4.Volume up button: short press to increase the volume progressively, long press to increase the volume automatically. When the volume reaches the maximum sound, speaker will beep.

Product Features

9.Audio input (Line-in): Bluetooth speaker power on, in any case, insert the 3.5mm audio cable, speaker will be automatically switched to an external source playing mode.

10.Charging socket: Use computer USB port / power adapter to recharge the speaker. When battery low, it will take 4 hours to fully recharge the battery.

Note:The USB port not transfer data with PC.

11.Bluetooth re-pairing: When bluetooth is out of connection range, and bluetooth disconnected, you can re-establish the connection through the following three methods:

1 Restart speaker, speaker will connect the last paired phone automatically.

2 Reconnect by scanning NFC connection;

3 Through bluetooth search on the phone, find and click Sport 1 for connection

Product Features

9.Audio input (Line-in): Bluetooth speaker power on, in any case, insert the 3.5mm audio cable, speaker will be automatically switched to an external source playing mode.

10.Charging socket: Use computer USB port / power adapter to recharge the speaker. When battery low, it will take 4 hours to fully recharge the battery.

11.Bluetooth re-pairing: When bluetooth is out of connection range, and bluetooth disconnected, you can re-establish the connection through the following three methods:

1 Restart speaker, speaker will connect the last paired phone automatically.

2 Reconnect by scanning NFC connection;

3 Through bluetooth search on the phone, find and click Sport 1 for connection

Technical Data

Bluetooth Version: V2.1+EDR
Lithium Battery Capacity: 2200mAh
Rate Power (RMS): 2X3W
Playing Time: 15 hours
Transmit Distance: 10 meters
Product Size: D66 X H225mm
Product Weight: 0.4KG

FCC Statement:

This equipment has been tested and found to comply with the limits for a Class B digital device, pursuant to part 15 of the FCC Rules. These limits are designed to provide reasonable protection against harmful interference in a residential installation. This equipment generates, uses and can radiate radio frequency energy and, if not installed and used in accordance with the instructions, may cause harmful interference to radio communications.

However, there is no guarantee that interference will not occur in a particular installation. If this equipment does cause harmful interference to radio or television reception, which can be determined by turning the equipment off and on, the user is encouraged to try to correct the interference by one or more of the following measures:

- Reorient or relocate the receiving antenna.
- Increase the separation between the equipment and receiver.
- Connect the equipment to an outlet on a circuit different from that to which the receiver is connected.

This device complies with part 15 of the FCC rules. Operation is subject to the following two conditions: (1) This device may not cause harmful interference, and (2) this device must accept any interference received, including interference that may cause undesired operation.

Note: Modifications to this product will void the user's authority to operate this equipment.