

Project #234106925.001

Report Date:6/3/19

Report #31962628.001

Unlicensed Test Setup Photos



Figure 1: Test Setup for Conducted Emission – Front (AC Mains)




Figure 2: Test Setup for Conducted Emissions – Back (AC Mains)




Figure 3: Test Setup for Radiated Emissions 30MHz to 1000MHz (CDD, BT LE, and Unintentional Modes)




Figure 4: Test Setup for Radiated Emissions 1GHz to 18GHz (CDD and BT LE Modes)




Figure 5: Test Setup for Radiated Emissions 18GHz to 40 GHz (CDD and BT LE Modes)




Figure 6: Test Setup for Radiated Emissions 1-18GHz (Unintentional mode)