Mode	12	
	Band Edge - L	
	2400-2483.5_802.11n HT40_CH9_2452MHz	
ANT	1+3	
Pol.	Vertical	Fundamental
Peak	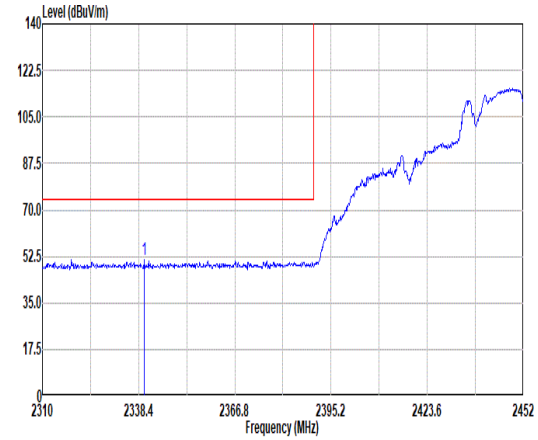 Site : 03CH15-HY Condition: PEAK_BE_74 3m BBHA 9120 D_9120D-02294 VERTICAL : RBW:1000.000kHz VBW:3000.000kHz SWT:Auto Limit Read Ant Cable Preamp Aux APos TPos Freq Level Line Margin Level Factor Loss Factor Factor Remark MHz dBuV/m dBuV/m dB dBuV dB/m dB dB dB cm deg 1 2340.10 51.37 74.00 -22.63 45.11 27.26 5.58 36.50 9.92 250 163 PEAK	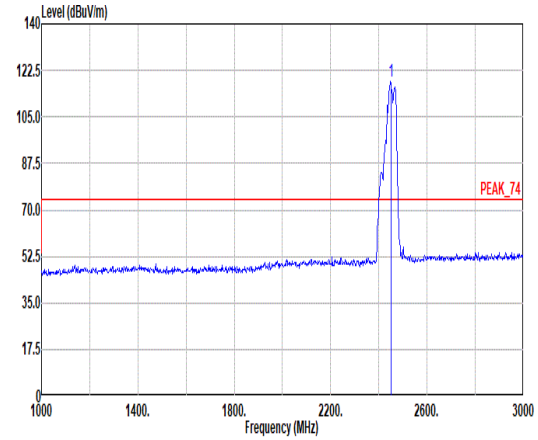 Site : 03CH15-HY Condition: PEAK_74 3m BBHA 9120 D_9120D-02294 VERTICAL : RBW:1000.000kHz VBW:3000.000kHz SWT:Auto Limit Read Ant Cable Preamp Aux APos TPos Freq Level Line Margin Level Factor Loss Factor Factor Remark MHz dBuV/m dBuV/m dB dBuV dB/m dB dB dB cm deg 1 2452.00 118.41 ------ ------ 111.65 27.59 5.72 36.47 9.92 250 163 PEAK
Avg	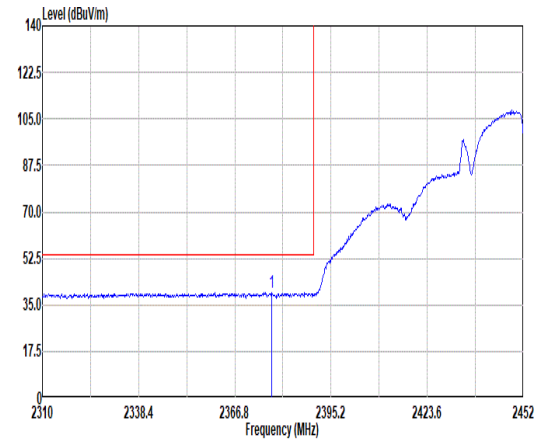 Site : 03CH15-HY Condition: AVG_BE_54 3m BBHA 9120 D_9120D-02294 VERTICAL : RBW:1000.000kHz VBW:3000.000kHz SWT:Auto Limit Read Ant Cable Preamp Aux APos TPos Freq Level Line Margin Level Factor Loss Factor Factor Remark MHz dBuV/m dBuV/m dB dBuV dB/m dB dB dB cm deg 1 2377.59 39.51 54.00 -14.49 33.10 27.36 5.62 36.49 9.92 250 163 AVERAGE	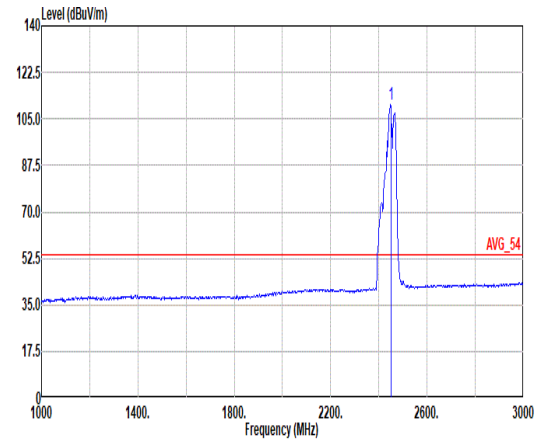 Site : 03CH15-HY Condition: AVG_54 3m BBHA 9120 D_9120D-02294 VERTICAL : RBW:1000.000kHz VBW:3000.000kHz SWT:Auto Limit Read Ant Cable Preamp Aux APos TPos Freq Level Line Margin Level Factor Loss Factor Factor Remark MHz dBuV/m dBuV/m dB dBuV dB/m dB dB dB cm deg 1 2452.00 110.30 ------ ------ 103.54 27.59 5.72 36.47 9.92 250 163 AVERAGE

Mode	12	
	Band Edge - R	
	2400-2483.5_802.11n HT40_CH9_2452MHz	
ANT	1+3	
Pol.	Vertical	Fundamental
Peak	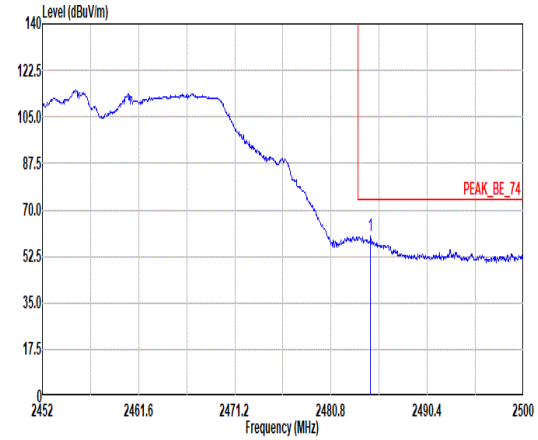 Site : 03CH15-HY Condition: PEAK_BE_74 3m BBHA 9120 D_9120D-02294 VERTICAL : RBW:1000.000kHz VBW:3000.000kHz SWT:Auto Limit Read Ant Cable Preamp Aux APos TPos Freq Level Line Margin Level Factor Loss Factor Factor Remark MHz dBuV/m dBuV/m dB dBuV dB/m dB dB dB cm deg 1 2484.74 60.29 74.00 -13.71 53.25 27.81 5.77 36.46 9.92 250 163 PEAK	Blank
Avg	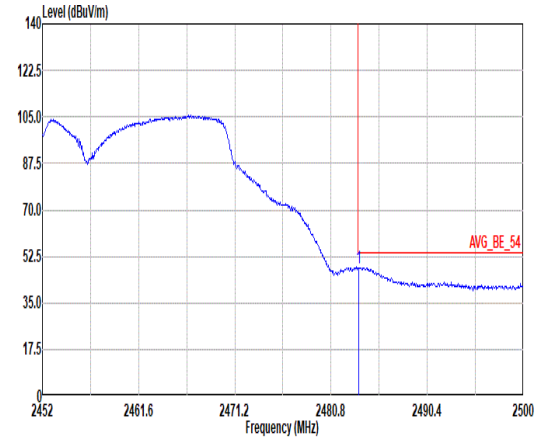 Site : 03CH15-HY Condition: AVG_BE_54 3m BBHA 9120 D_9120D-02294 VERTICAL : RBW:1000.000kHz VBW:3000.000kHz SWT:Auto Limit Read Ant Cable Preamp Aux APos TPos Freq Level Line Margin Level Factor Loss Factor Factor Remark MHz dBuV/m dBuV/m dB dBuV dB/m dB dB dB cm deg 1 2483.58 48.31 54.00 -5.69 41.28 27.80 5.77 36.46 9.92 250 163 AVERAGE	Blank

Mode	13	
	Band Edge	
	2400-2483.5_802.11be EHT20_CH1_Full RU (OFDMA)_2412MHz	
ANT	1+3	
Pol.	Horizontal	Fundamental
Peak	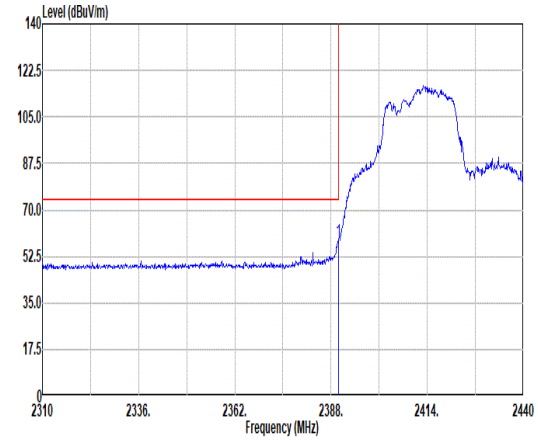 Site : 03CH15-HY Condition: PEAK_BE_74 3m BBHA 9120 D_9120D-02294 HORIZONTAL : RBW:1000.000kHz VBW:3000.000kHz SWT:Auto Freq Level Limit Line Margin Read Level Ant Factor Cable Loss Preamp Factor Aux Factor APos TPos Remark MHz dBuV/m dBuV/m dB dBuV dB/m dB dB dB cm deg 1 2389.95 58.24 74.00 -15.76 51.78 27.38 5.64 36.48 9.92 200 142 PEAK	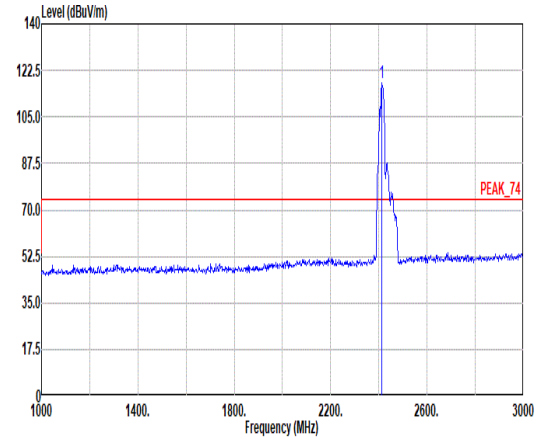 Site : 03CH15-HY Condition: PEAK_74 3m BBHA 9120 D_9120D-02294 HORIZONTAL : RBW:1000.000kHz VBW:3000.000kHz SWT:Auto Freq Level Limit Line Margin Read Level Ant Factor Cable Loss Preamp Factor Aux Factor APos TPos Remark MHz dBuV/m dBuV/m dB dBuV dB/m dB dB dB cm deg 1 2412.00 117.66 ------ ------ 111.10 27.45 5.67 36.48 9.92 200 142 PEAK
Avg	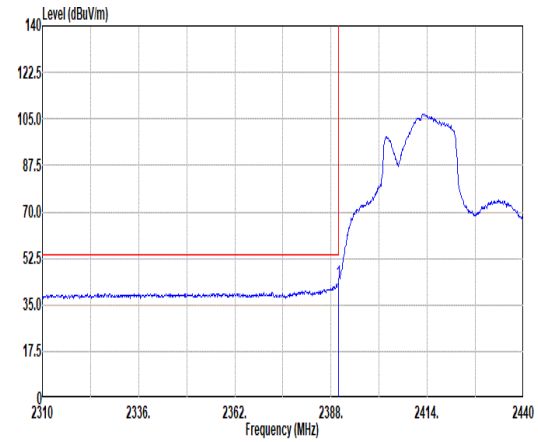 Site : 03CH15-HY Condition: AVG_BE_54 3m BBHA 9120 D_9120D-02294 HORIZONTAL : RBW:1000.000kHz VBW:3000.000kHz SWT:Auto Freq Level Limit Line Margin Read Level Ant Factor Cable Loss Preamp Factor Aux Factor APos TPos Remark MHz dBuV/m dBuV/m dB dBuV dB/m dB dB dB cm deg 1 2389.95 43.14 54.00 -10.86 36.68 27.38 5.64 36.48 9.92 200 142 AVERAGE	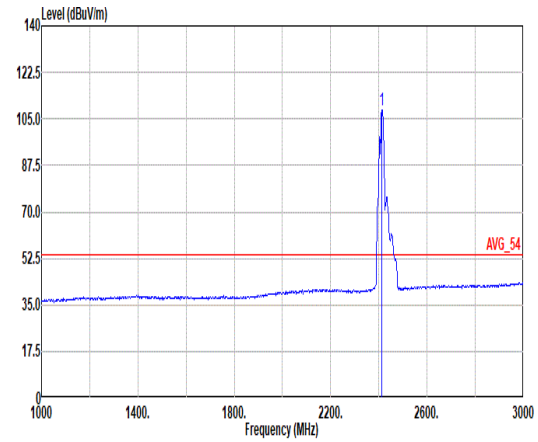 Site : 03CH15-HY Condition: AVG_54 3m BBHA 9120 D_9120D-02294 HORIZONTAL : RBW:1000.000kHz VBW:3000.000kHz SWT:Auto Freq Level Limit Line Margin Read Level Ant Factor Cable Loss Preamp Factor Aux Factor APos TPos Remark MHz dBuV/m dBuV/m dB dBuV dB/m dB dB dB cm deg 1 2412.00 108.30 ------ ------ 101.74 27.45 5.67 36.48 9.92 200 142 AVERAGE

Mode	13	
	Band Edge	
	2400-2483.5_802.11be EHT20_CH1_Full RU (OFDMA)_2412MHz	
ANT	1+3	
Pol.	Vertical	Fundamental
Peak	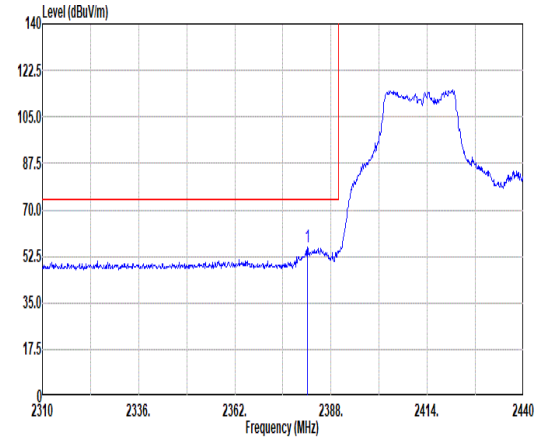 Site : 03CH15-HY Condition: PEAK_BE_74 3m BBHA 9120 D_9120D-02294 VERTICAL : RBW:1000.000kHz VBW:3000.000kHz SWT:Auto Freq Level Limit Line Margin Read Level Ant Factor Cable Loss Preamp Factor Aux Factor APos TPos Remark MHz dBuV/m dBuV/m dB dBuV dB/m dB dB dB cm deg 1 2381.63 56.15 74.00 -17.85 49.73 27.36 5.63 36.49 9.92 300 214 PEAK	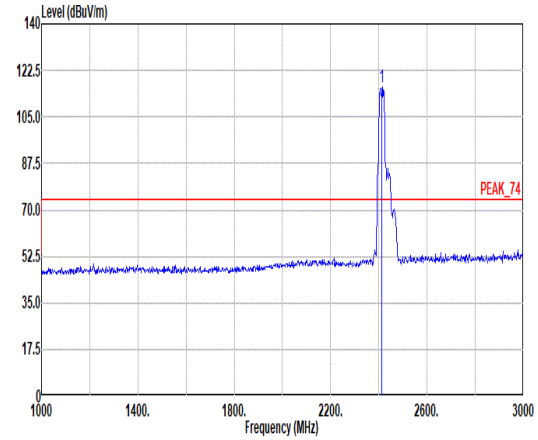 Site : 03CH15-HY Condition: PEAK_74 3m BBHA 9120 D_9120D-02294 VERTICAL : RBW:1000.000kHz VBW:3000.000kHz SWT:Auto Freq Level Limit Line Margin Read Level Ant Factor Cable Loss Preamp Factor Aux Factor APos TPos Remark MHz dBuV/m dBuV/m dB dBuV dB/m dB dB dB cm deg 1 2412.00 116.23 ------ ------ 109.66 27.46 5.67 36.48 9.92 300 214 PEAK
Avg	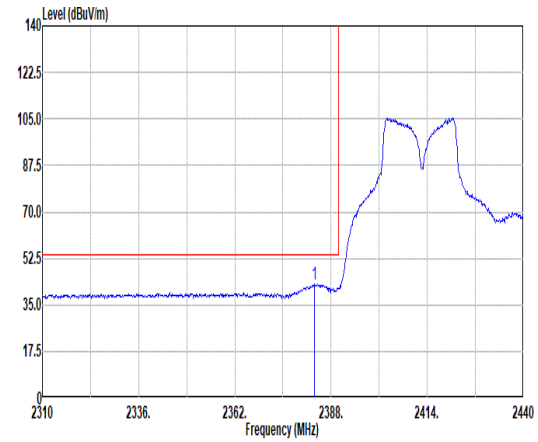 Site : 03CH15-HY Condition: AVG_BE_54 3m BBHA 9120 D_9120D-02294 VERTICAL : RBW:1000.000kHz VBW:3000.000kHz SWT:Auto Freq Level Limit Line Margin Read Level Ant Factor Cable Loss Preamp Factor Aux Factor APos TPos Remark MHz dBuV/m dBuV/m dB dBuV dB/m dB dB dB cm deg 1 2383.45 42.90 54.00 -11.10 36.47 27.37 5.63 36.49 9.92 300 214 AVERAGE	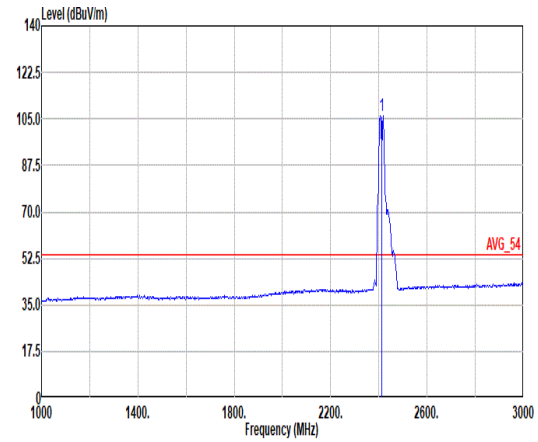 Site : 03CH15-HY Condition: AVG_54 3m BBHA 9120 D_9120D-02294 VERTICAL : RBW:1000.000kHz VBW:3000.000kHz SWT:Auto Freq Level Limit Line Margin Read Level Ant Factor Cable Loss Preamp Factor Aux Factor APos TPos Remark MHz dBuV/m dBuV/m dB dBuV dB/m dB dB dB cm deg 1 2412.00 106.30 ------ ------ 99.70 27.48 5.68 36.48 9.92 300 214 AVERAGE

Mode	13	
	Harmonic	
	2400-2483.5_802.11be EHT20_CH1_Full RU (OFDMA)_2412MHz	
ANT	1+3	
Pol.	Horizontal	Vertical
Peak Avg	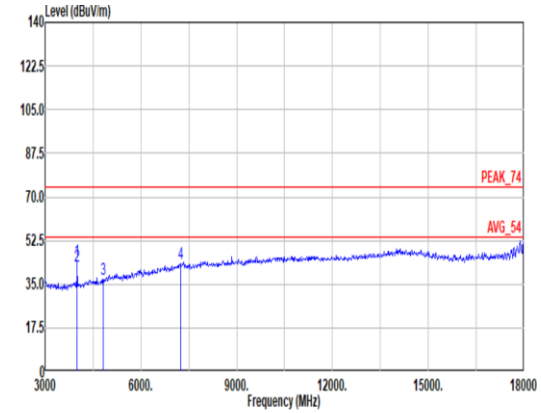 Site : 03CH15-HY Condition: PEAK_74 3m BBHA 9120 D_9120D-02038 HORIZONTAL Freq Level Limit Line Margin Read Level Ant Factor Cable Loss Preamp Factor Aux Factor APos TPos Remark MHz dBuV/m dBuV/m dB dBuV dB/m dB dB dB cm deg 1 4005.00 44.23 74.00 -29.77 64.31 31.10 7.29 59.11 0.64 108 0 PEAK 2 4005.00 42.35 54.00 -11.65 62.43 31.10 7.29 59.11 0.64 108 0 AVERAGE 3 4824.00 37.13 74.00 -36.87 55.26 32.50 8.17 59.17 0.37 -- -- PEAK 4 7236.00 43.55 74.00 -30.45 56.14 36.97 9.94 59.75 0.25 -- -- PEAK	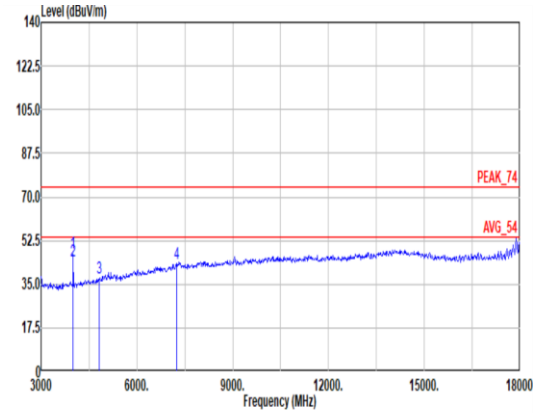 Site : 03CH15-HY Condition: PEAK_74 3m BBHA 9120 D_9120D-02038 VERTICAL Freq Level Limit Line Margin Read Level Ant Factor Cable Loss Preamp Factor Aux Factor APos TPos Remark MHz dBuV/m dBuV/m dB dBuV dB/m dB dB dB cm deg 1 4005.00 47.63 74.00 -26.37 67.71 31.10 7.29 59.11 0.64 100 1 PEAK 2 4005.00 44.28 54.00 -9.72 64.36 31.10 7.29 59.11 0.64 100 1 AVERAGE 3 4824.00 37.54 74.00 -36.46 55.67 32.50 8.17 59.17 0.37 -- -- PEAK 4 7236.00 43.13 74.00 -30.87 55.72 36.97 9.94 59.75 0.25 -- -- PEAK

Mode	13	
	Harmonic	
	2400-2483.5_802.11be EHT20_CH1_Full RU (OFDMA)_2412MHz	
ANT	1+3	
Pol.	Horizontal	Vertical
14.47G ~14.5G Avg	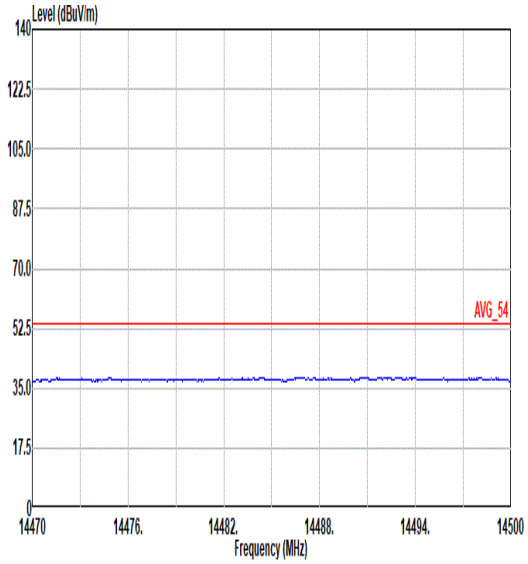 Site : 03CH15-HY Condition: AVG_54 3m BBHA 9120 D_9120D-02038 HORIZONTAL	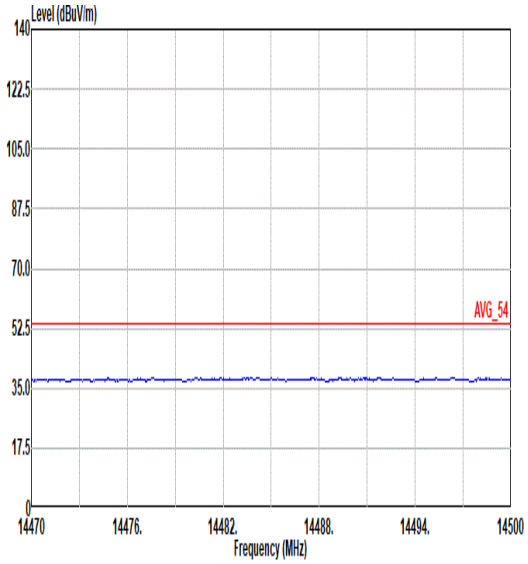 Site : 03CH15-HY Condition: AVG_54 3m BBHA 9120 D_9120D-02038 VERTICAL
17.7G ~18G Avg	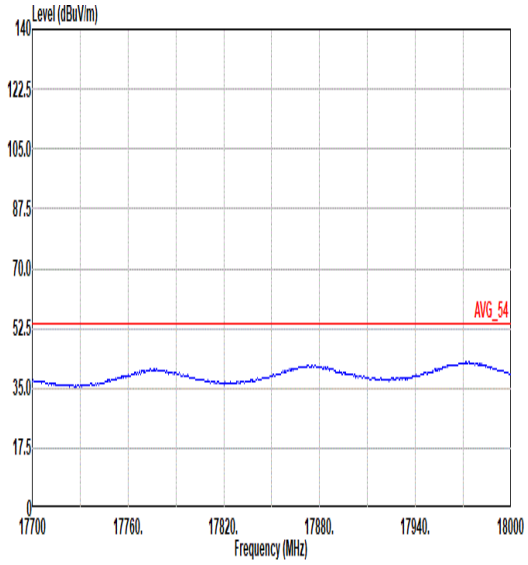 Site : 03CH15-HY Condition: AVG_54 3m BBHA 9120 D_9120D-02038 HORIZONTAL	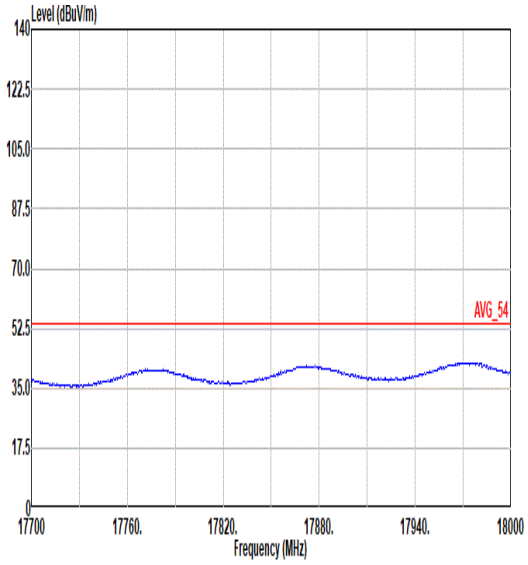 Site : 03CH15-HY Condition: AVG_54 3m BBHA 9120 D_9120D-02038 VERTICAL

Mode	14	
	Band Edge - L	
	2400-2483.5_802.11be EHT20_CH6_Full RU (OFDMA)_2437MHz	
ANT	1+3	
Pol.	Horizontal	Fundamental
Peak	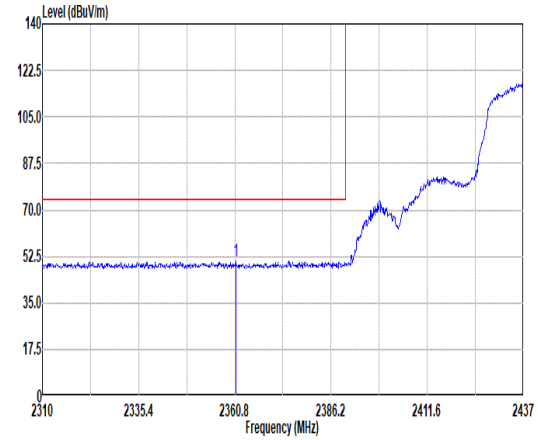 Site : 03CH15-HY Condition: PEAK_BE_74 3m BBHA 9120 D_9120D-02294 HORIZONTAL : RBW:1000.000kHz VBW:3000.000kHz SWT:Auto Freq Level Limit Line Margin Read Level Ant Factor Cable Loss Preamp Factor Aux Factor APos TPos Remark MHz dBuV/m dBuV/m dB dBuV dB/m dB dB dB cm deg 1 2361.05 50.77 74.00 -23.23 44.42 27.32 5.60 36.49 9.92 100 7 PEAK	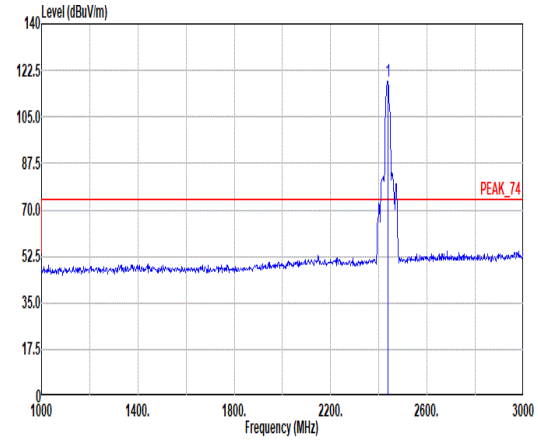 Site : 03CH15-HY Condition: PEAK_74 3m BBHA 9120 D_9120D-02294 HORIZONTAL : RBW:1000.000kHz VBW:3000.000kHz SWT:Auto Freq Level Limit Line Margin Read Level Ant Factor Cable Loss Preamp Factor Aux Factor APos TPos Remark MHz dBuV/m dBuV/m dB dBuV dB/m dB dB dB cm deg 1 2437.00 118.34 ------ ------ 111.65 27.54 5.70 36.47 9.92 100 7 PEAK
Avg	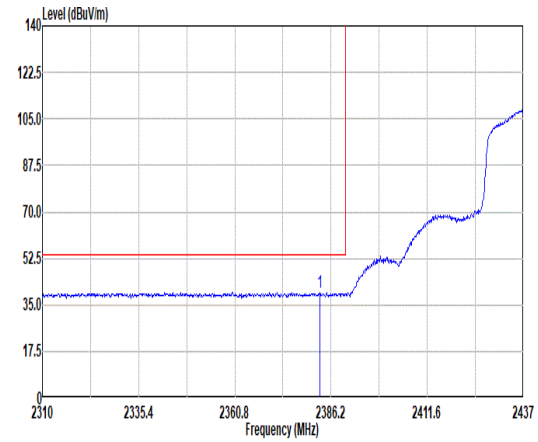 Site : 03CH15-HY Condition: AVG_BE_54 3m BBHA 9120 D_9120D-02294 HORIZONTAL : RBW:1000.000kHz VBW:3000.000kHz SWT:Auto Freq Level Limit Line Margin Read Level Ant Factor Cable Loss Preamp Factor Aux Factor APos TPos Remark MHz dBuV/m dBuV/m dB dBuV dB/m dB dB dB cm deg 1 2383.15 39.74 54.00 -14.26 33.31 27.37 5.63 36.49 9.92 100 7 AVERAGE	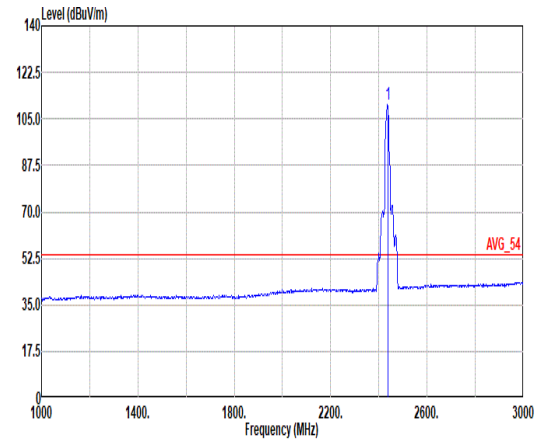 Site : 03CH15-HY Condition: AVG_54 3m BBHA 9120 D_9120D-02294 HORIZONTAL : RBW:1000.000kHz VBW:3000.000kHz SWT:Auto Freq Level Limit Line Margin Read Level Ant Factor Cable Loss Preamp Factor Aux Factor APos TPos Remark MHz dBuV/m dBuV/m dB dBuV dB/m dB dB dB cm deg 1 2437.00 110.64 ------ ------ 103.95 27.54 5.70 36.47 9.92 100 7 AVERAGE

Mode	14	
	Band Edge - R	
	2400-2483.5_802.11be EHT20_CH6_Full RU (OFDMA)_2437MHz	
ANT	1+3	
Pol.	Horizontal	Fundamental
Peak	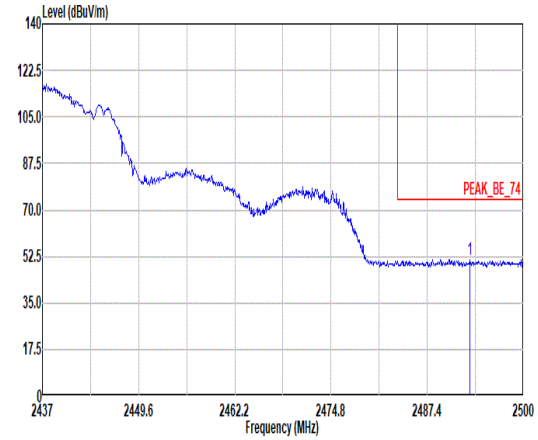 Site : 03CH15-HY Condition: PEAK_BE_74 3m BBHA 9120 D_9120D-02294 HORIZONTAL : RBW:1000.000kHz VBW:3000.000kHz SWT:Auto Limit Read Ant Cable Preamp Aux APos TPos Freq Level Line Margin Level Factor Loss Factor Factor Remark MHz dBuV/m dBuV/m dB dBuV dB/m dB dB dB cm deg 1 2493.01 51.32 74.00 -22.68 44.22 27.86 5.78 36.46 9.92 100 7 PEAK	Blank
Avg	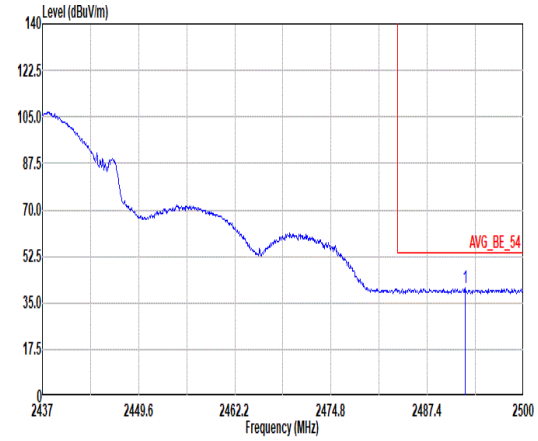 Site : 03CH15-HY Condition: AVG_BE_54 3m BBHA 9120 D_9120D-02294 HORIZONTAL : RBW:1000.000kHz VBW:3000.000kHz SWT:Auto Limit Read Ant Cable Preamp Aux APos TPos Freq Level Line Margin Level Factor Loss Factor Factor Remark MHz dBuV/m dBuV/m dB dBuV dB/m dB dB dB cm deg 1 2492.38 40.46 54.00 -13.54 33.37 27.85 5.78 36.46 9.92 100 7 AVERAGE	Blank

Mode	14	
	Band Edge - L	
	2400-2483.5_802.11be EHT20_CH6_Full RU (OFDMA)_2437MHz	
ANT	1+3	
Pol.	Vertical	Fundamental
Peak	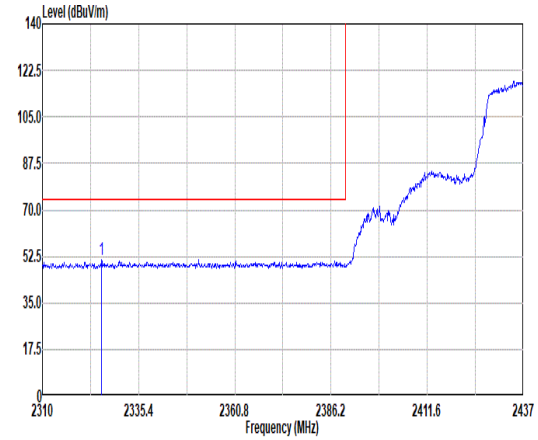 Site : 03CH15-HY Condition: PEAK_BE_74 3m BBHA 9120 D_9120D-02294 VERTICAL : RBW:1000.000kHz VBW:3000.000kHz SWT:Auto Freq Level Limit Line Margin Read Level Ant Factor Cable Loss Preamp Factor Aux Factor APos TPos Remark MHz dBuV/m dBuV/m dB dBuV dB/m dB dB dB cm deg 1 2325.62 51.15 74.00 -22.85 44.97 27.20 5.56 36.50 9.92 224 240 PEAK	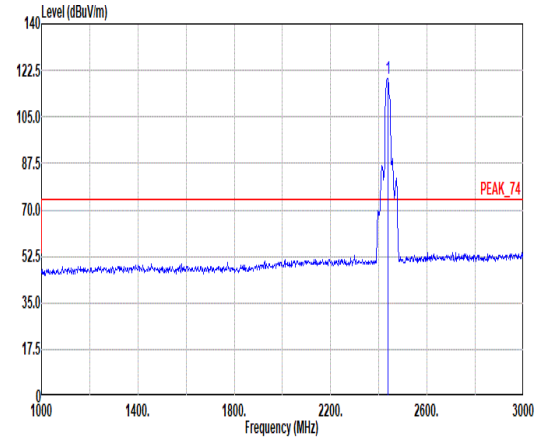 Site : 03CH15-HY Condition: PEAK_74 3m BBHA 9120 D_9120D-02294 VERTICAL : RBW:1000.000kHz VBW:3000.000kHz SWT:Auto Freq Level Limit Line Margin Read Level Ant Factor Cable Loss Preamp Factor Aux Factor APos TPos Remark MHz dBuV/m dBuV/m dB dBuV dB/m dB dB dB cm deg 1 2437.00 119.57 ------ ------ 112.88 27.54 5.70 36.47 9.92 224 240 PEAK
Avg	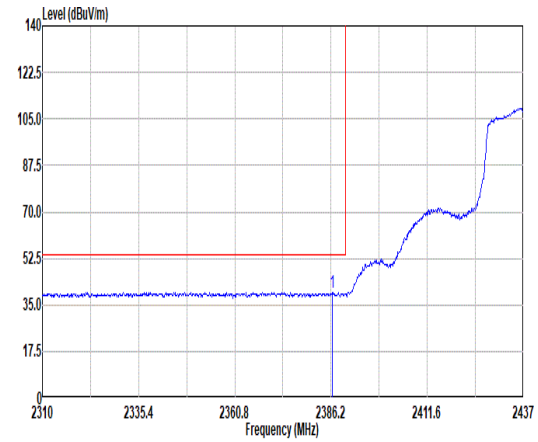 Site : 03CH15-HY Condition: AVG_BE_54 3m BBHA 9120 D_9120D-02294 VERTICAL : RBW:1000.000kHz VBW:3000.000kHz SWT:Auto Freq Level Limit Line Margin Read Level Ant Factor Cable Loss Preamp Factor Aux Factor APos TPos Remark MHz dBuV/m dBuV/m dB dBuV dB/m dB dB dB cm deg 1 2386.58 39.76 54.00 -14.24 33.32 27.37 5.63 36.48 9.92 224 240 AVERAGE	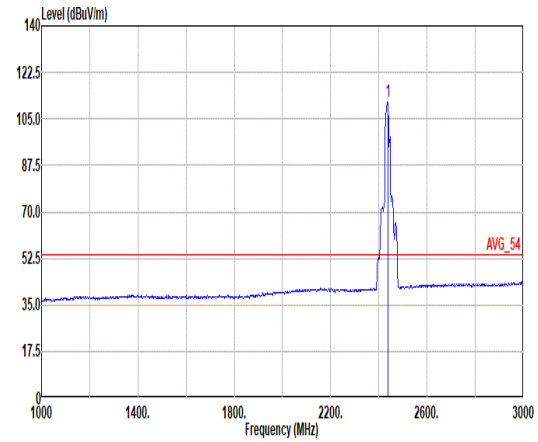 Site : 03CH15-HY Condition: AVG_54 3m BBHA 9120 D_9120D-02294 VERTICAL : RBW:1000.000kHz VBW:3000.000kHz SWT:Auto Freq Level Limit Line Margin Read Level Ant Factor Cable Loss Preamp Factor Aux Factor APos TPos Remark MHz dBuV/m dBuV/m dB dBuV dB/m dB dB dB cm deg 1 2437.00 111.52 ------ ------ 104.83 27.54 5.70 36.47 9.92 224 240 AVERAGE

Mode	14	
	Band Edge - R	
	2400-2483.5_802.11be EHT20_CH6_Full RU (OFDMA)_2437MHz	
ANT	1+3	
Pol.	Vertical	Fundamental
Peak	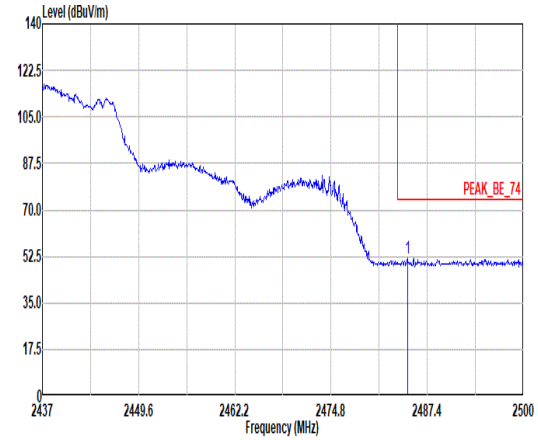 Site : 03CH15-HY Condition: PEAK_BE_74 3m BBHA 9120 D_9120D-02294 VERTICAL : RBW:1000.000kHz VBW:3000.000kHz SWT:Auto Limit Read Ant Cable Preamp Aux APos TPos Freq Level Line Margin Level Factor Loss Factor Factor Remark MHz dBuV/m dBuV/m dB dBuV dB/m dB dB dB cm deg 1 2484.82 51.75 74.00 -22.25 44.71 27.81 5.77 36.46 9.92 224 240 PEAK	Blank
Avg	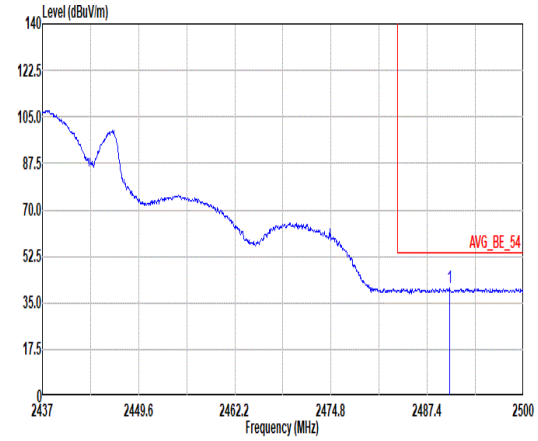 Site : 03CH15-HY Condition: AVG_BE_54 3m BBHA 9120 D_9120D-02294 VERTICAL : RBW:1000.000kHz VBW:3000.000kHz SWT:Auto Limit Read Ant Cable Preamp Aux APos TPos Freq Level Line Margin Level Factor Loss Factor Factor Remark MHz dBuV/m dBuV/m dB dBuV dB/m dB dB dB cm deg 1 2490.30 40.59 54.00 -13.41 33.51 27.84 5.78 36.46 9.92 224 240 AVERAGE	Blank

Mode	14	
	Harmonic	
	2400-2483.5_802.11be EHT20_CH6_Full RU (OFDMA)_2437MHz	
ANT	1+3	
Pol.	Horizontal	Vertical
Peak Avg	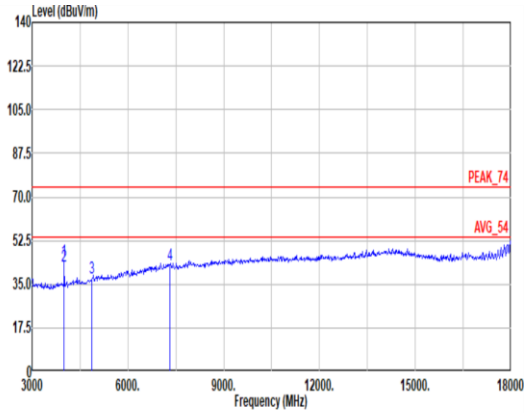 Site : 03CH15-HY Condition: PEAK_74 3m BBHA 9120 D_9120D-02038 HORIZONTAL Freq Level Limit Line Margin Read Level Ant Factor Cable Loss Preamp Factor Aux Factor APos TPos Remark MHz dBuV/m dBuV/m dB dBuV dB/m dB dB dB cm deg 1 4005.00 44.37 74.00 -29.63 64.45 31.10 7.29 59.11 0.64 108 0 PEAK 2 4005.00 42.25 54.00 -11.75 62.33 31.10 7.29 59.11 0.64 108 0 AVERAGE 3 4874.00 37.49 74.00 -36.51 55.37 32.70 8.21 59.19 0.40 -- -- PEAK 4 7311.00 42.99 74.00 -31.01 55.67 36.88 10.01 59.83 0.26 -- -- PEAK	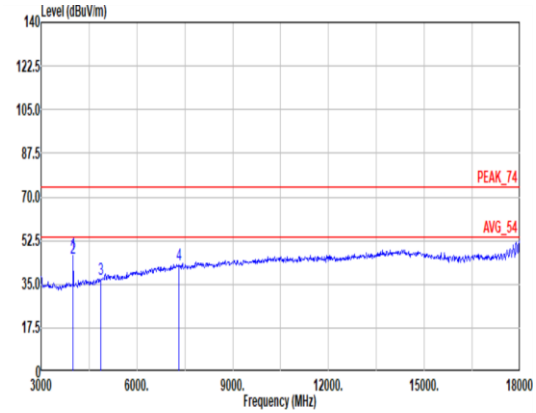 Site : 03CH15-HY Condition: PEAK_74 3m BBHA 9120 D_9120D-02038 VERTICAL Freq Level Limit Line Margin Read Level Ant Factor Cable Loss Preamp Factor Aux Factor APos TPos Remark MHz dBuV/m dBuV/m dB dBuV dB/m dB dB dB cm deg 1 4005.00 47.27 74.00 -26.73 67.35 31.10 7.29 59.11 0.64 100 1 PEAK 2 4005.00 45.47 54.00 -8.53 65.55 31.10 7.29 59.11 0.64 100 1 AVERAGE 3 4874.00 37.23 74.00 -36.77 55.11 32.70 8.21 59.19 0.40 -- -- PEAK 4 7311.00 42.99 74.00 -31.01 55.67 36.88 10.01 59.83 0.26 -- -- PEAK

Mode	14	
	Harmonic	
	2400-2483.5_802.11be EHT20_CH6_Full RU (OFDMA)_2437MHz	
ANT	1+3	
Pol.	Horizontal	Vertical
14.47G ~14.5G Avg	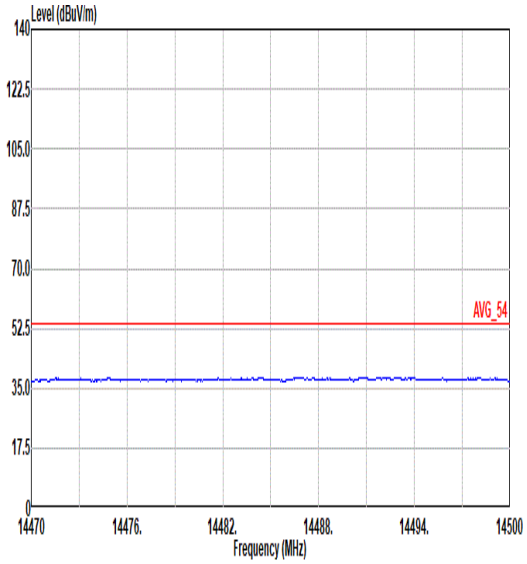 Site : 03CH15-HY Condition: AVG_54 3m BBHA 9120 D_9120D-02038 HORIZONTAL	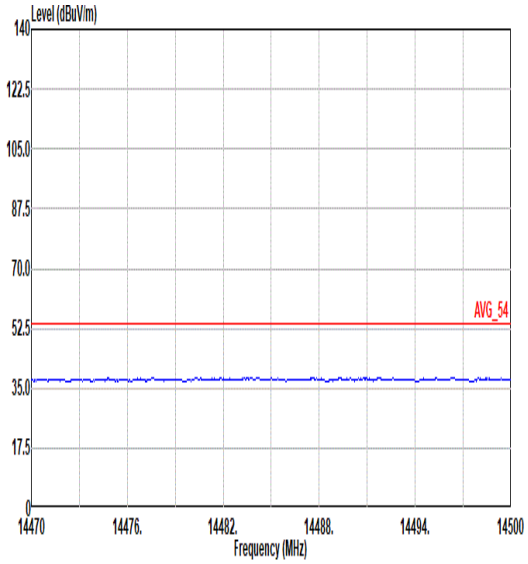 Site : 03CH15-HY Condition: AVG_54 3m BBHA 9120 D_9120D-02038 VERTICAL
17.7G ~18G Avg	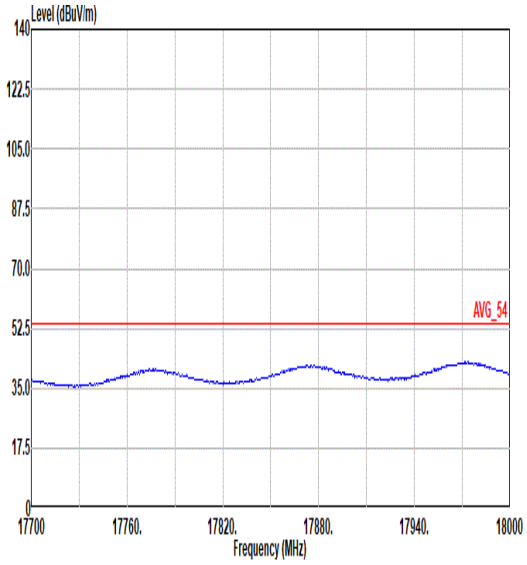 Site : 03CH15-HY Condition: AVG_54 3m BBHA 9120 D_9120D-02038 HORIZONTAL	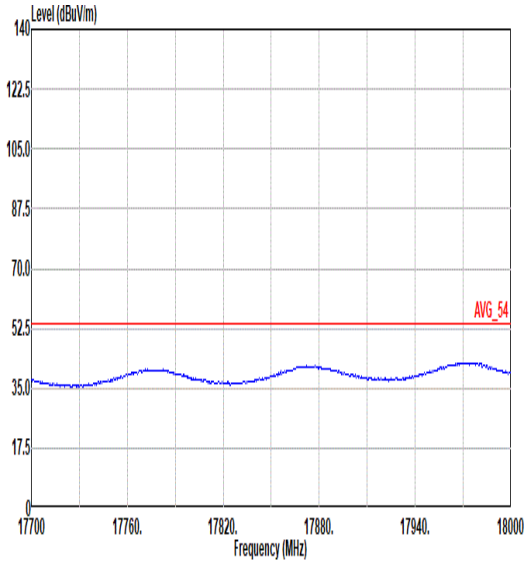 Site : 03CH15-HY Condition: AVG_54 3m BBHA 9120 D_9120D-02038 VERTICAL

Mode	15	
	Band Edge	
	2400-2483.5_802.11be EHT20_CH11_Full RU (OFDMA)_2462MHz	
ANT	1+3	
Pol.	Horizontal	Fundamental
Peak	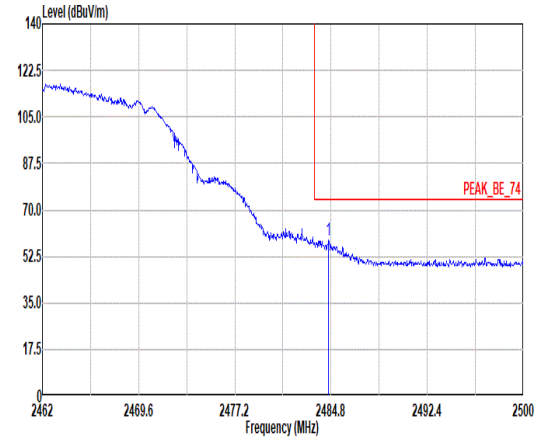 Site : 03CH15-HY Condition: PEAK_BE_74 3m BBHA 9120 D_9120D-02294 HORIZONTAL : RBW:1000.000kHz VBW:3000.000kHz SWT:Auto Freq Level Limit Line Margin Read Level Ant Factor Cable Loss Preamp Factor Aux Factor APos TPos Remark MHz dBuV/m dBuV/m dB dBuV dB/m dB dB dB cm deg 1 2484.61 58.89 74.00 -15.11 51.85 27.81 5.77 36.46 9.92 300 217 PEAK	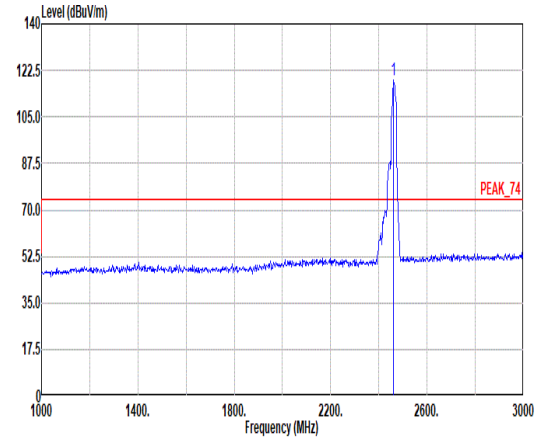 Site : 03CH15-HY Condition: PEAK_74 3m BBHA 9120 D_9120D-02294 HORIZONTAL : RBW:1000.000kHz VBW:3000.000kHz SWT:Auto Freq Level Limit Line Margin Read Level Ant Factor Cable Loss Preamp Factor Aux Factor APos TPos Remark MHz dBuV/m dBuV/m dB dBuV dB/m dB dB dB cm deg 1 2462.00 118.97 ------ ------ 112.11 27.67 5.74 36.47 9.92 300 217 PEAK
Avg	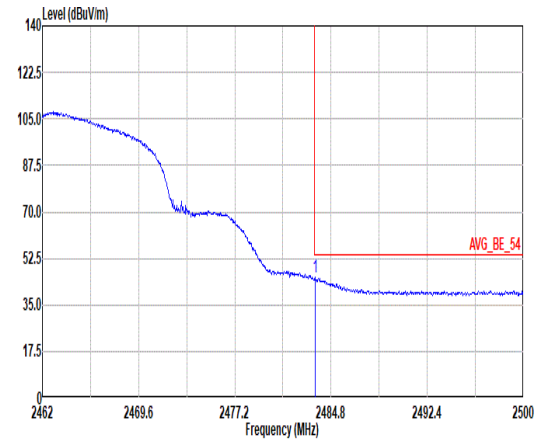 Site : 03CH15-HY Condition: AVG_BE_54 3m BBHA 9120 D_9120D-02294 HORIZONTAL : RBW:1000.000kHz VBW:3000.000kHz SWT:Auto Freq Level Limit Line Margin Read Level Ant Factor Cable Loss Preamp Factor Aux Factor APos TPos Remark MHz dBuV/m dBuV/m dB dBuV dB/m dB dB dB cm deg 1 2483.55 45.46 54.00 -8.54 38.43 27.80 5.77 36.46 9.92 300 217 AVERAGE	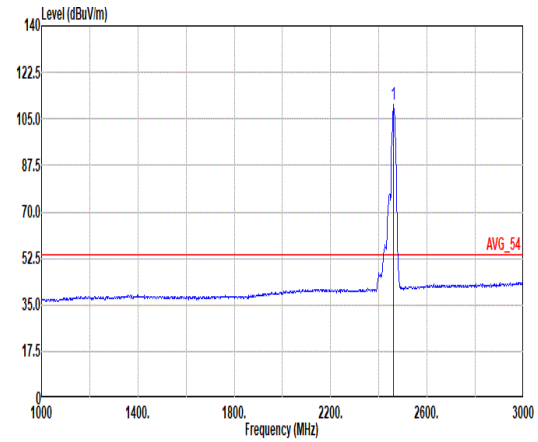 Site : 03CH15-HY Condition: AVG_54 3m BBHA 9120 D_9120D-02294 HORIZONTAL : RBW:1000.000kHz VBW:3000.000kHz SWT:Auto Freq Level Limit Line Margin Read Level Ant Factor Cable Loss Preamp Factor Aux Factor APos TPos Remark MHz dBuV/m dBuV/m dB dBuV dB/m dB dB dB cm deg 1 2462.00 110.20 ------ ------ 103.34 27.67 5.74 36.47 9.92 300 217 AVERAGE

Mode	15	
	Band Edge	
	2400-2483.5_802.11be EHT20_CH11_Full RU (OFDMA)_2462MHz	
ANT	1+3	
Pol.	Vertical	Fundamental
Peak	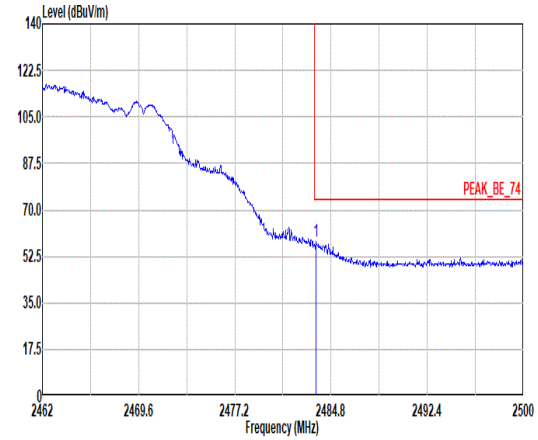 Site : 03CH15-HY Condition: PEAK_BE_74 3m BBHA 9120 D_9120D-02294 VERTICAL : RBW:1000.000kHz VBW:3000.000kHz SWT:Auto 1 2483.62 58.29 74.00 -15.71 51.26 27.80 5.77 36.46 9.92 232 253 PEAK	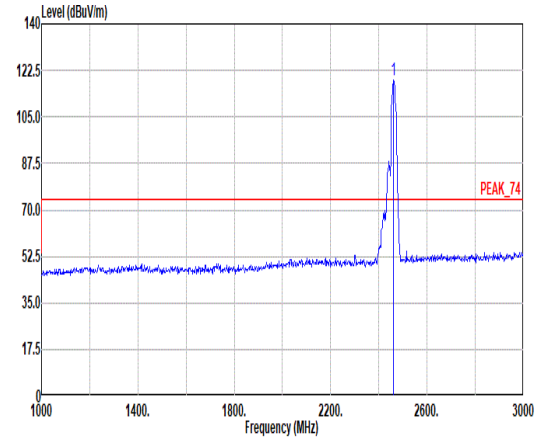 Site : 03CH15-HY Condition: PEAK_74 3m BBHA 9120 D_9120D-02294 VERTICAL : RBW:1000.000kHz VBW:3000.000kHz SWT:Auto 1 2462.00 118.79 ------ ------ 111.95 27.66 5.73 36.47 9.92 232 253 PEAK
Avg	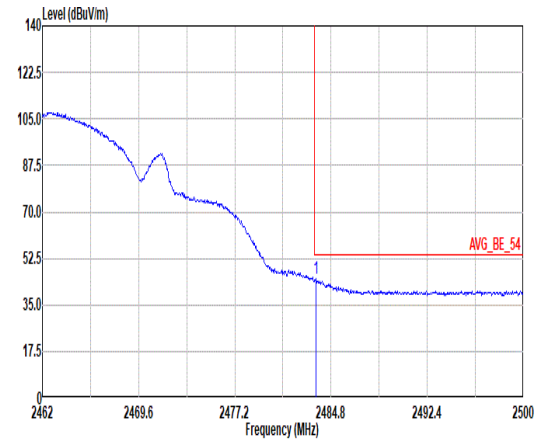 Site : 03CH15-HY Condition: AVG_BE_54 3m BBHA 9120 D_9120D-02294 VERTICAL : RBW:1000.000kHz VBW:3000.000kHz SWT:Auto 1 2483.58 44.69 54.00 -9.31 37.66 27.80 5.77 36.46 9.92 232 253 AVERAGE	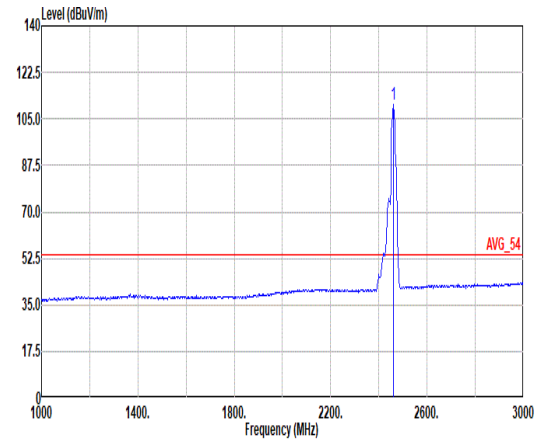 Site : 03CH15-HY Condition: AVG_54 3m BBHA 9120 D_9120D-02294 VERTICAL : RBW:1000.000kHz VBW:3000.000kHz SWT:Auto 1 2462.00 110.45 ------ ------ 103.61 27.66 5.73 36.47 9.92 232 253 AVERAGE

Mode	15	
	Harmonic	
	2400-2483.5_802.11be EHT20_CH11_Full RU (OFDMA)_2462MHz	
ANT	1+3	
Pol.	Horizontal	Vertical
Peak Avg	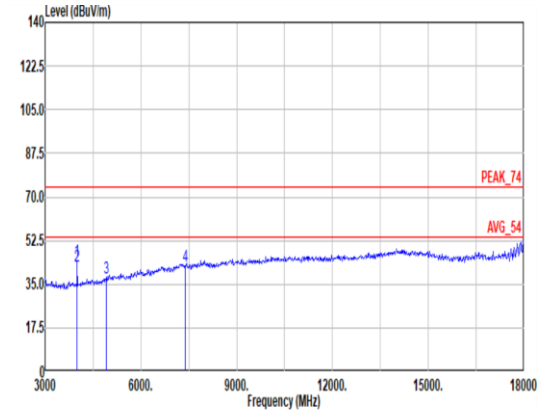 Site : 03CH15-HY Condition: PEAK_74 3m BBHA 9120 D_9120D-02038 HORIZONTAL Freq Level Limit Line Margin Read Level Ant Factor Cable Loss Preamp Factor Aux Factor APos TPos Remark MHz dBuV/m dBuV/m dB dBuV dB/m dB dB dB cm deg 1 4005.00 44.31 74.00 -29.69 64.39 31.10 7.29 59.11 0.64 108 0 PEAK 2 4005.00 42.21 54.00 -11.79 62.29 31.10 7.29 59.11 0.64 108 0 AVERAGE 3 4924.00 37.41 74.00 -36.59 55.03 32.90 8.25 59.20 0.43 -- -- PEAK 4 7386.00 42.14 74.00 -31.86 55.12 36.58 10.09 59.92 0.27 -- -- PEAK	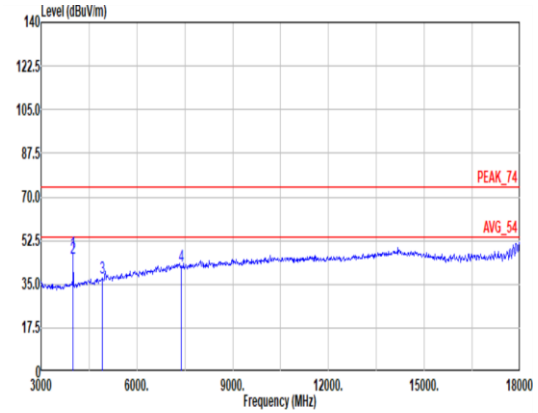 Site : 03CH15-HY Condition: PEAK_74 3m BBHA 9120 D_9120D-02038 VERTICAL Freq Level Limit Line Margin Read Level Ant Factor Cable Loss Preamp Factor Aux Factor APos TPos Remark MHz dBuV/m dBuV/m dB dBuV dB/m dB dB dB cm deg 1 4005.00 47.66 74.00 -26.34 67.74 31.10 7.29 59.11 0.64 100 1 PEAK 2 4005.00 45.39 54.00 -8.61 65.47 31.10 7.29 59.11 0.64 100 1 AVERAGE 3 4924.00 37.32 74.00 -36.68 54.94 32.90 8.25 59.20 0.43 -- -- PEAK 4 7386.00 42.12 74.00 -31.88 55.10 36.58 10.09 59.92 0.27 -- -- PEAK

Mode	15	
	Harmonic	
	2400-2483.5_802.11be EHT20_CH11_Full RU (OFDMA)_2462MHz	
ANT	1+3	
Pol.	Horizontal	Vertical
14.47G ~14.5G Avg	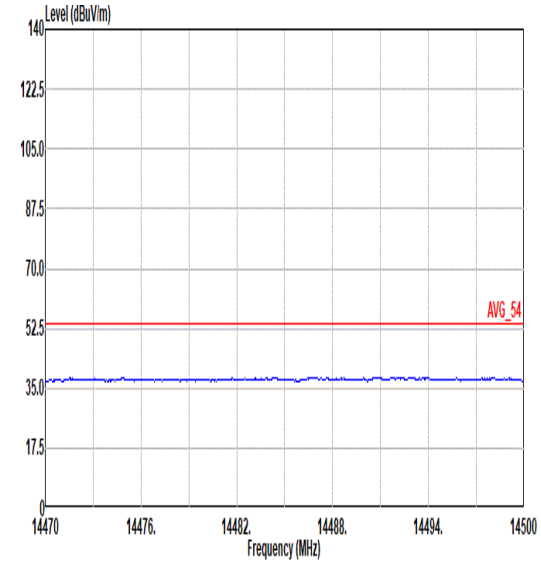 Site : 03CH15-HY Condition: AVG_54 3m BBHA 9120 D_9120D-02038 HORIZONTAL	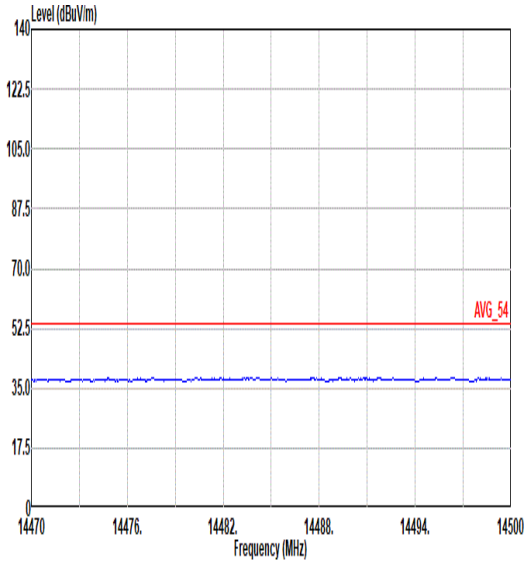 Site : 03CH15-HY Condition: AVG_54 3m BBHA 9120 D_9120D-02038 VERTICAL
17.7G ~18G Avg	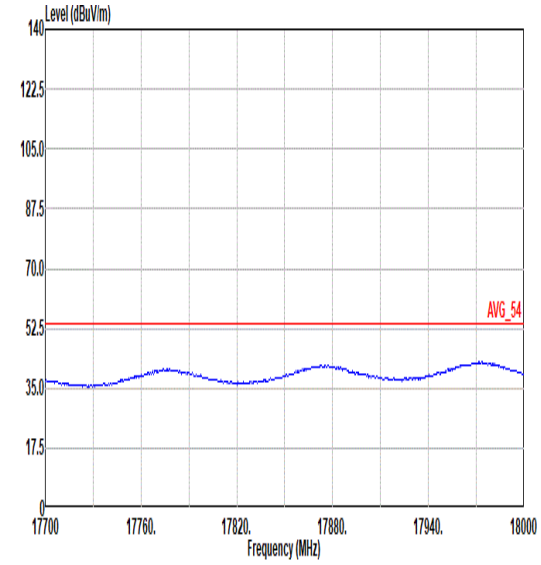 Site : 03CH15-HY Condition: AVG_54 3m BBHA 9120 D_9120D-02038 HORIZONTAL	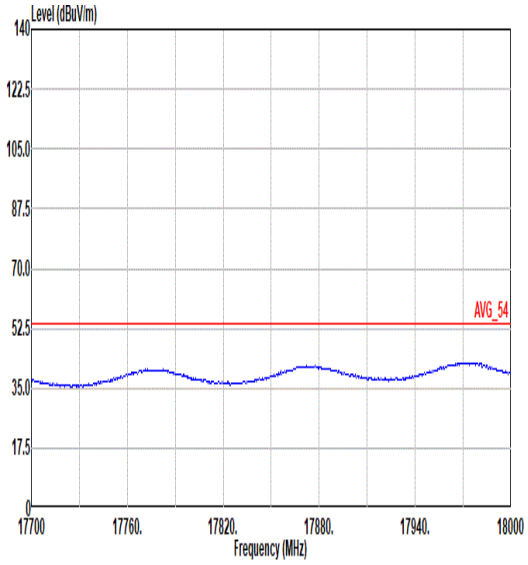 Site : 03CH15-HY Condition: AVG_54 3m BBHA 9120 D_9120D-02038 VERTICAL

Mode	16	
	Band Edge - L	
	2400-2483.5_802.11be EHT40_CH3_Full RU (OFDMA)_2422MHz	
ANT	1+3	
Pol.	Horizontal	Fundamental
Peak	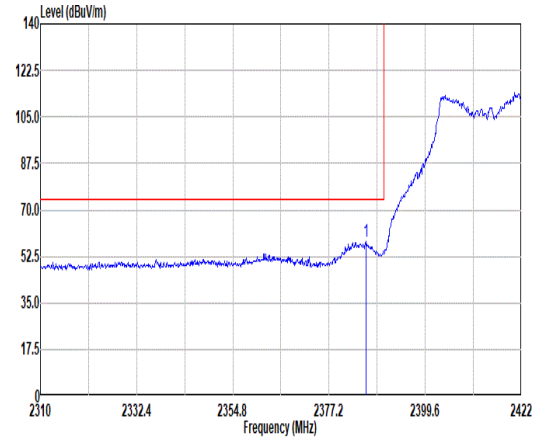 Site : 03CH15-HY Condition: PEAK_BE_74 3m BBHA 9120 D_9120D-02294 HORIZONTAL : RBW:1000.000kHz VBW:3000.000kHz SWT:Auto Freq Level Limit Line Margin Read Level Ant Factor Cable Loss Preamp Factor Aux Factor APos TPos Remark MHz dBuV/m dBuV/m dB dBuV dB/m dB dB dB cm deg 1 2385.82 58.33 74.00 -15.67 51.90 27.37 5.63 36.49 9.92 300 219 PEAK	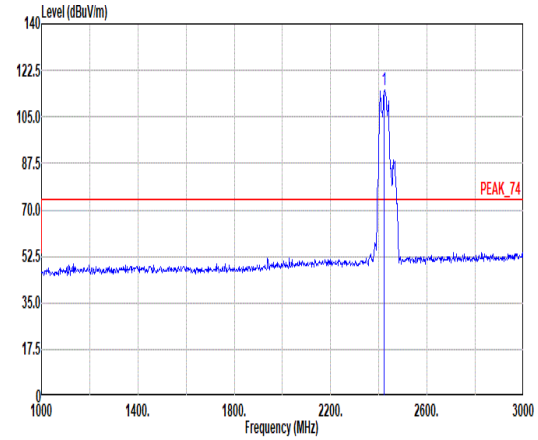 Site : 03CH15-HY Condition: PEAK_74 3m BBHA 9120 D_9120D-02294 HORIZONTAL : RBW:1000.000kHz VBW:3000.000kHz SWT:Auto Freq Level Limit Line Margin Read Level Ant Factor Cable Loss Preamp Factor Aux Factor APos TPos Remark MHz dBuV/m dBuV/m dB dBuV dB/m dB dB dB cm deg 1 2422.00 114.95 ------ ------ 108.32 27.50 5.69 36.48 9.92 300 219 PEAK
Avg	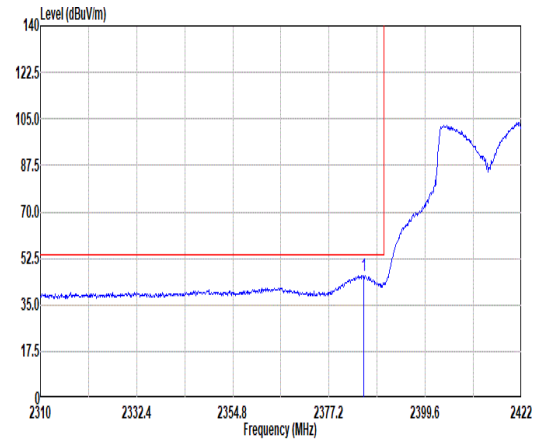 Site : 03CH15-HY Condition: AVG_BE_54 3m BBHA 9120 D_9120D-02294 HORIZONTAL : RBW:1000.000kHz VBW:3000.000kHz SWT:Auto Freq Level Limit Line Margin Read Level Ant Factor Cable Loss Preamp Factor Aux Factor APos TPos Remark MHz dBuV/m dBuV/m dB dBuV dB/m dB dB dB cm deg 1 2385.26 46.22 54.00 -7.78 39.79 27.37 5.63 36.49 9.92 300 219 AVERAGE	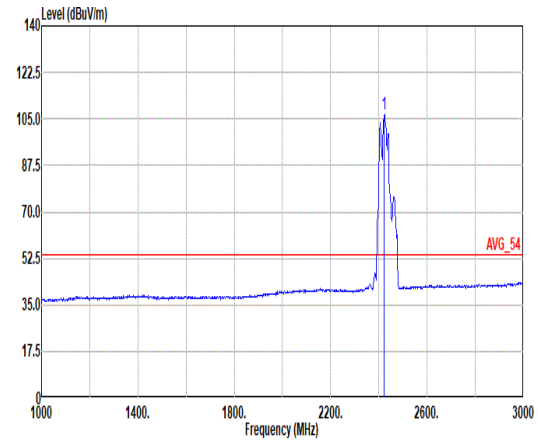 Site : 03CH15-HY Condition: AVG_54 3m BBHA 9120 D_9120D-02294 HORIZONTAL : RBW:1000.000kHz VBW:3000.000kHz SWT:Auto Freq Level Limit Line Margin Read Level Ant Factor Cable Loss Preamp Factor Aux Factor APos TPos Remark MHz dBuV/m dBuV/m dB dBuV dB/m dB dB dB cm deg 1 2422.00 106.51 ------ ------ 99.89 27.50 5.68 36.48 9.92 300 219 AVERAGE

Mode	16	
	Band Edge - R	
	2400-2483.5_802.11be EHT40_CH3_Full RU (OFDMA)_2422MHz	
ANT	1+3	
Pol.	Horizontal	Fundamental
Peak	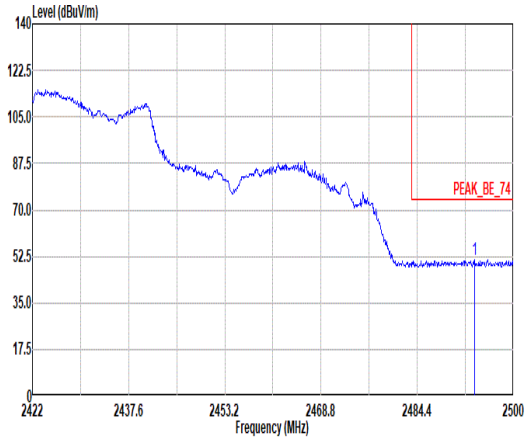 Site : 03CH15-HY Condition: PEAK_BE_74 3m BBHA 9120 D_9120D-02294 HORIZONTAL : RBW:1000.000kHz VBW:3000.000kHz SWT:Auto Limit Read Ant Cable Preamp Aux APos TPos Freq Level Line Margin Level Factor Loss Factor Factor Remark MHz dBuV/m dBuV/m dB dBuV dB/m dB dB dB cm deg 1 2493.68 51.26 74.00 -22.74 44.16 27.86 5.78 36.46 9.92 300 219 PEAK	Blank
Avg	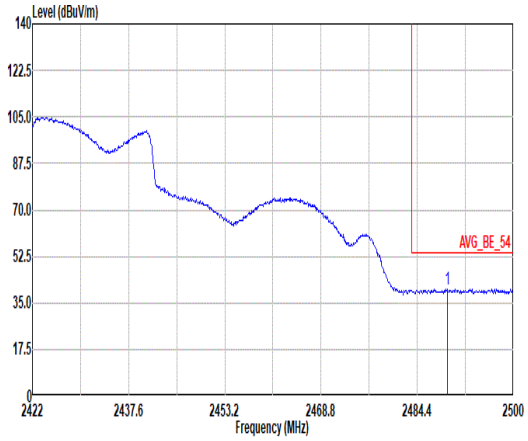 Site : 03CH15-HY Condition: AVG_BE_54 3m BBHA 9120 D_9120D-02294 HORIZONTAL : RBW:1000.000kHz VBW:3000.000kHz SWT:Auto Limit Read Ant Cable Preamp Aux APos TPos Freq Level Line Margin Level Factor Loss Factor Factor Remark MHz dBuV/m dBuV/m dB dBuV dB/m dB dB dB cm deg 1 2489.24 40.37 54.00 -13.63 33.30 27.84 5.77 36.46 9.92 300 219 AVERAGE	Blank

Mode	16	
	Band Edge - L	
	2400-2483.5_802.11be EHT40_CH3_Full RU (OFDMA)_2422MHz	
ANT	1+3	
Pol.	Vertical	Fundamental
Peak	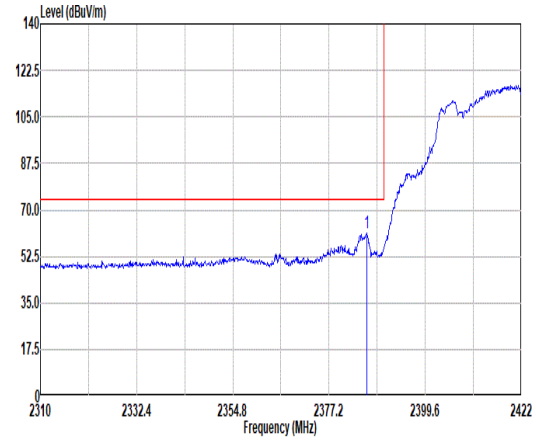 Site : 03CH15-HY Condition: PEAK_BE_74 3m BBHA 9120 D_9120D-02294 VERTICAL : RBW:1000.000kHz VBW:3000.000kHz SWT:Auto Freq Level Limit Line Margin Read Level Ant Factor Cable Loss Preamp Factor Aux Factor APos TPos Remark MHz dBuV/m dBuV/m dB dBuV dB/m dB dB dB cm deg 1 2385.94 61.35 74.00 -12.65 54.92 27.37 5.63 36.49 9.92 300 238 PEAK	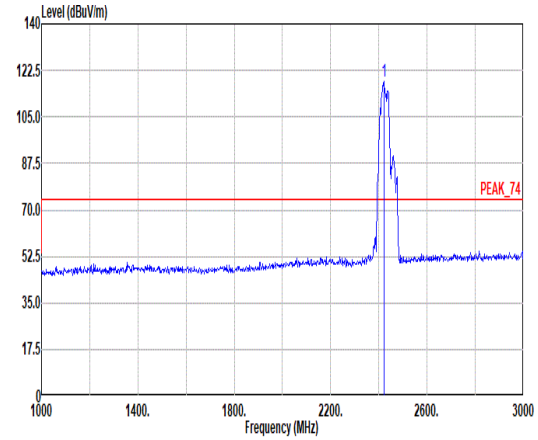 Site : 03CH15-HY Condition: PEAK_74 3m BBHA 9120 D_9120D-02294 VERTICAL : RBW:1000.000kHz VBW:3000.000kHz SWT:Auto Freq Level Limit Line Margin Read Level Ant Factor Cable Loss Preamp Factor Aux Factor APos TPos Remark MHz dBuV/m dBuV/m dB dBuV dB/m dB dB dB cm deg 1 2422.00 118.18 ------ ------ 111.57 27.49 5.68 36.48 9.92 300 238 PEAK
Avg	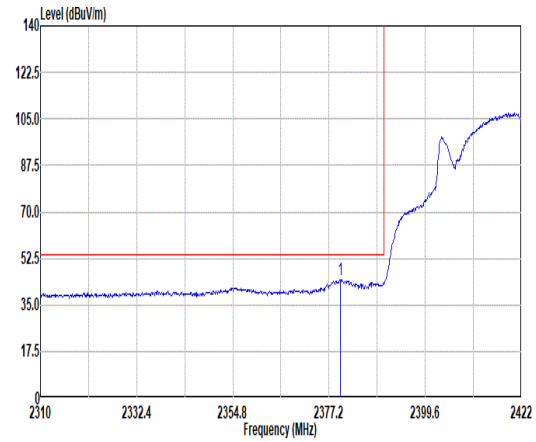 Site : 03CH15-HY Condition: AVG_BE_54 3m BBHA 9120 D_9120D-02294 VERTICAL : RBW:1000.000kHz VBW:3000.000kHz SWT:Auto Freq Level Limit Line Margin Read Level Ant Factor Cable Loss Preamp Factor Aux Factor APos TPos Remark MHz dBuV/m dBuV/m dB dBuV dB/m dB dB dB cm deg 1 2379.89 44.45 54.00 -9.55 38.03 27.36 5.63 36.49 9.92 300 238 AVERAGE	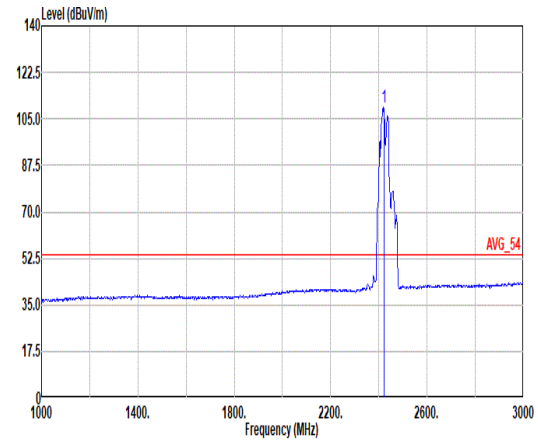 Site : 03CH15-HY Condition: AVG_54 3m BBHA 9120 D_9120D-02294 VERTICAL : RBW:1000.000kHz VBW:3000.000kHz SWT:Auto Freq Level Limit Line Margin Read Level Ant Factor Cable Loss Preamp Factor Aux Factor APos TPos Remark MHz dBuV/m dBuV/m dB dBuV dB/m dB dB dB cm deg 1 2422.00 109.24 ------ ------ 102.65 27.47 5.68 36.48 9.92 300 238 AVERAGE

Mode	16	
	Band Edge - R	
	2400-2483.5_802.11be EHT40_CH3_Full RU (OFDMA)_2422MHz	
ANT	1+3	
Pol.	Vertical	Fundamental
Peak	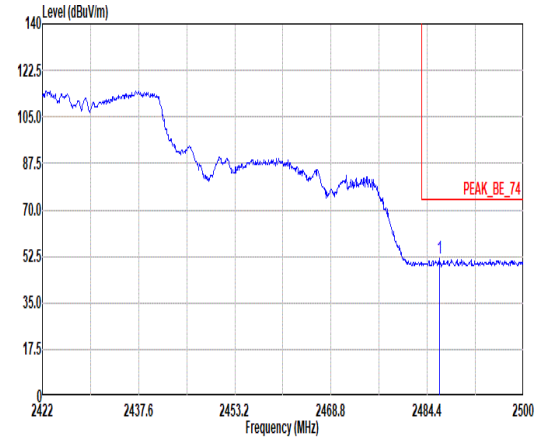 Site : 03CH15-HY Condition: PEAK_BE_74 3m BBHA 9120 D_9120D-02294 VERTICAL : RBW:1000.000kHz VBW:3000.000kHz SWT:Auto Limit Read Ant Cable Preamp Aux APos TPos Freq Level Line Margin Level Factor Loss Factor Factor Remark MHz dBuV/m dBuV/m dB dBuV dB/m dB dB dB cm deg 1 2486.35 51.70 74.00 -22.30 44.65 27.82 5.77 36.46 9.92 300 238 PEAK	Blank
Avg	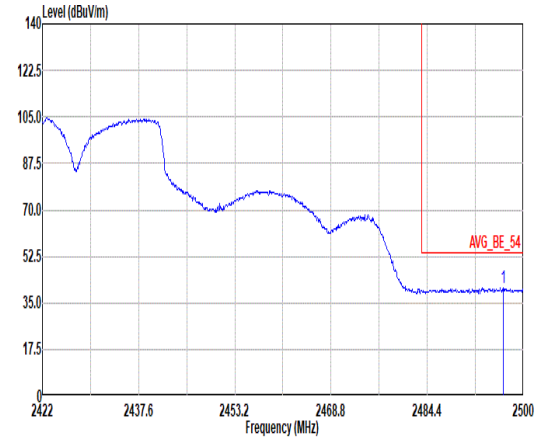 Site : 03CH15-HY Condition: AVG_BE_54 3m BBHA 9120 D_9120D-02294 VERTICAL : RBW:1000.000kHz VBW:3000.000kHz SWT:Auto Limit Read Ant Cable Preamp Aux APos TPos Freq Level Line Margin Level Factor Loss Factor Factor Remark MHz dBuV/m dBuV/m dB dBuV dB/m dB dB dB cm deg 1 2496.72 40.77 54.00 -13.23 33.64 27.88 5.79 36.46 9.92 300 238 AVERAGE	Blank

Mode	17	
	Band Edge - L	
	2400-2483.5_802.11be EHT40_CH6_Full RU (OFDMA)_2437MHz	
ANT	1+3	
Pol.	Horizontal	Fundamental
Peak	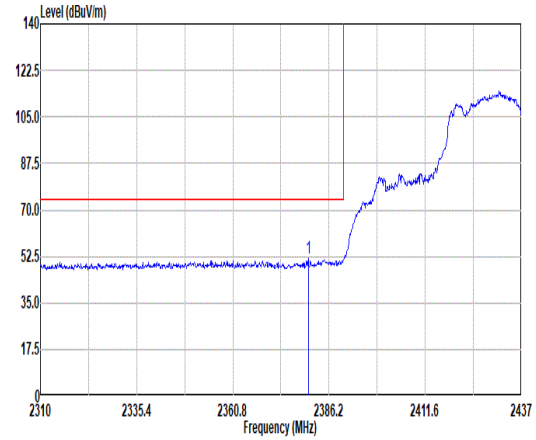 Site : 03CH15-HY Condition: PEAK_BE_74 3m BBHA 9120 D_9120D-02294 HORIZONTAL : RBW:1000.000kHz VBW:3000.000kHz SWT:Auto Freq Level Limit Line Margin Read Level Ant Factor Cable Loss Preamp Factor Aux Factor APos TPos Remark MHz dBuV/m dBuV/m dB dBuV dB/m dB dB dB cm deg 1 2380.74 51.79 74.00 -22.21 45.37 27.36 5.63 36.49 9.92 200 132 PEAK	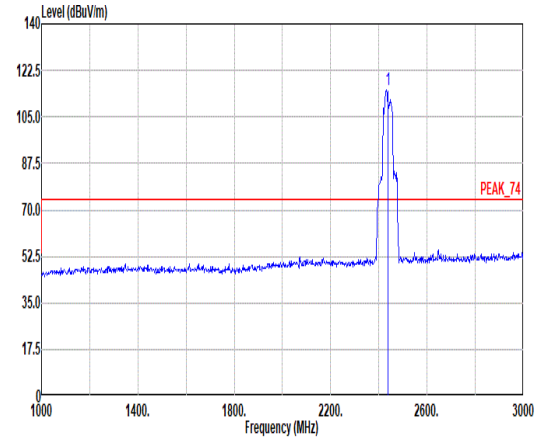 Site : 03CH15-HY Condition: PEAK_74 3m BBHA 9120 D_9120D-02294 HORIZONTAL : RBW:1000.000kHz VBW:3000.000kHz SWT:Auto Freq Level Limit Line Margin Read Level Ant Factor Cable Loss Preamp Factor Aux Factor APos TPos Remark MHz dBuV/m dBuV/m dB dBuV dB/m dB dB dB cm deg 1 2437.00 115.15 ------ ------ 108.50 27.52 5.69 36.48 9.92 200 132 PEAK
Avg	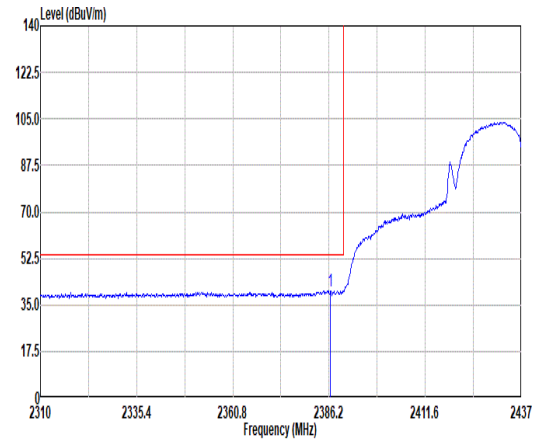 Site : 03CH15-HY Condition: AVG_BE_54 3m BBHA 9120 D_9120D-02294 HORIZONTAL : RBW:1000.000kHz VBW:3000.000kHz SWT:Auto Freq Level Limit Line Margin Read Level Ant Factor Cable Loss Preamp Factor Aux Factor APos TPos Remark MHz dBuV/m dBuV/m dB dBuV dB/m dB dB dB cm deg 1 2386.58 40.37 54.00 -13.63 33.93 27.37 5.63 36.48 9.92 200 132 AVERAGE	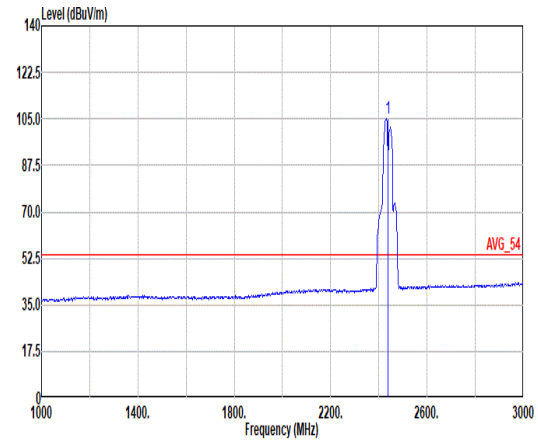 Site : 03CH15-HY Condition: AVG_54 3m BBHA 9120 D_9120D-02294 HORIZONTAL : RBW:1000.000kHz VBW:3000.000kHz SWT:Auto Freq Level Limit Line Margin Read Level Ant Factor Cable Loss Preamp Factor Aux Factor APos TPos Remark MHz dBuV/m dBuV/m dB dBuV dB/m dB dB dB cm deg 1 2437.00 105.21 ------ ------ 98.56 27.52 5.69 36.48 9.92 200 132 AVERAGE

Mode	17	
	Band Edge - R	
	2400-2483.5_802.11be EHT40_CH6_Full RU (OFDMA)_2437MHz	
ANT	1+3	
Pol.	Horizontal	Fundamental
Peak	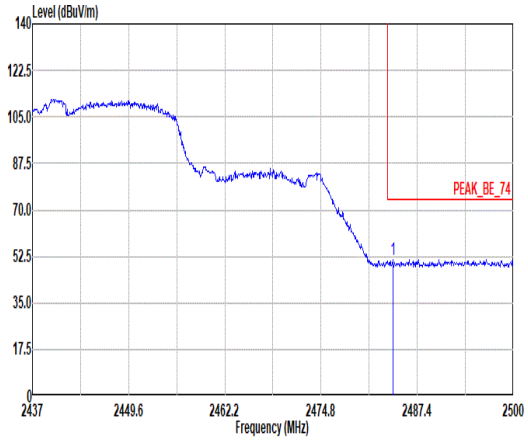 Site : 03CH15-HY Condition: PEAK_BE_74 3m BBHA 9120 D_9120D-02294 HORIZONTAL : RBW:1000.000kHz VBW:3000.000kHz SWT:Auto Limit Read Ant Cable Preamp Aux APos TPos Freq Level Line Margin Level Factor Loss Factor Factor Remark MHz dBuV/m dBuV/m dB dBuV dB/m dB dB dB cm deg 1 2484.19 51.23 74.00 -22.77 44.19 27.81 5.77 36.46 9.92 200 132 PEAK	Blank
Avg	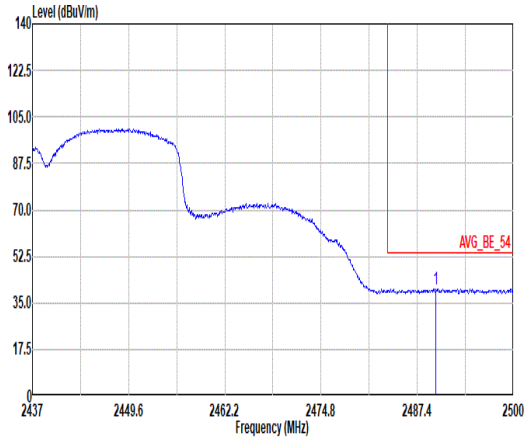 Site : 03CH15-HY Condition: AVG_BE_54 3m BBHA 9120 D_9120D-02294 HORIZONTAL : RBW:1000.000kHz VBW:3000.000kHz SWT:Auto Limit Read Ant Cable Preamp Aux APos TPos Freq Level Line Margin Level Factor Loss Factor Factor Remark MHz dBuV/m dBuV/m dB dBuV dB/m dB dB dB cm deg 1 2489.86 40.17 54.00 -13.83 33.09 27.84 5.78 36.46 9.92 200 132 AVERAGE	Blank

Mode	17	
	Band Edge - L	
	2400-2483.5_802.11be EHT40_CH6_Full RU (OFDMA)_2437MHz	
ANT	1+3	
Pol.	Vertical	Fundamental
Peak	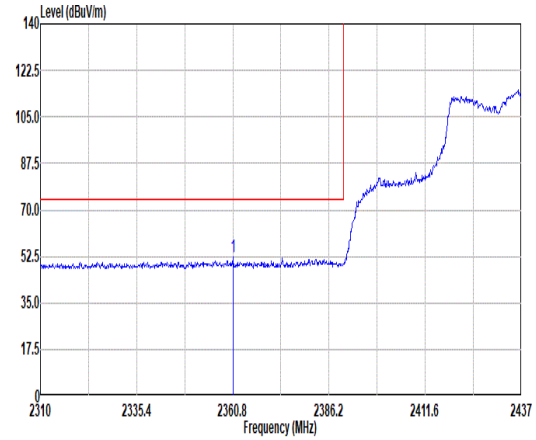 Site : 03CH15-HY Condition: PEAK_BE_74 3m BBHA 9120 D_9120D-02294 VERTICAL : RBW:1000.000kHz VBW:3000.000kHz SWT:Auto Freq Level Limit Line Margin Read Level Ant Factor Cable Loss Preamp Factor Aux Factor APos TPos Remark MHz dBuV/m dBuV/m dB dBuV dB/m dB dB dB cm deg 1 2360.80 52.41 74.00 -21.59 46.06 27.32 5.60 36.49 9.92 286 154 PEAK	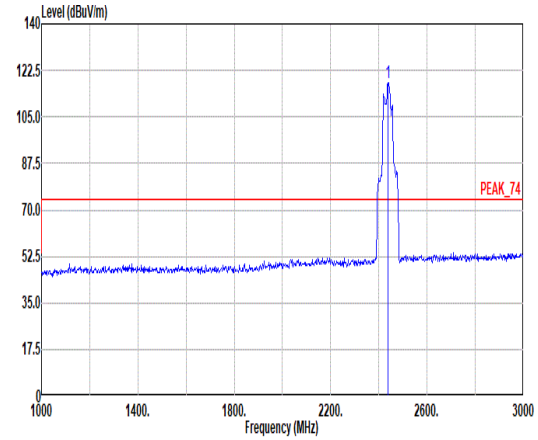 Site : 03CH15-HY Condition: PEAK_74 3m BBHA 9120 D_9120D-02294 VERTICAL : RBW:1000.000kHz VBW:3000.000kHz SWT:Auto Freq Level Limit Line Margin Read Level Ant Factor Cable Loss Preamp Factor Aux Factor APos TPos Remark MHz dBuV/m dBuV/m dB dBuV dB/m dB dB dB cm deg 1 2437.00 117.76 ------ ------ 111.06 27.55 5.70 36.47 9.92 286 154 PEAK
Avg	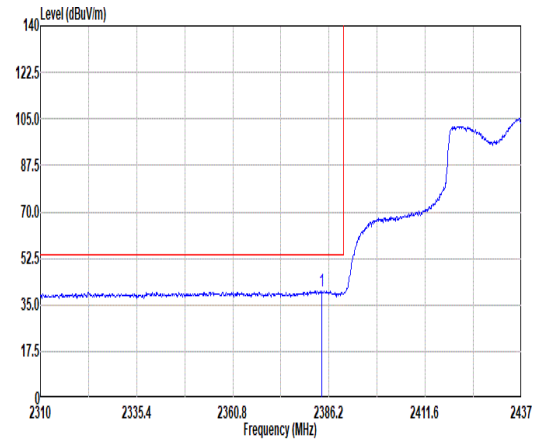 Site : 03CH15-HY Condition: AVG_BE_54 3m BBHA 9120 D_9120D-02294 VERTICAL : RBW:1000.000kHz VBW:3000.000kHz SWT:Auto Freq Level Limit Line Margin Read Level Ant Factor Cable Loss Preamp Factor Aux Factor APos TPos Remark MHz dBuV/m dBuV/m dB dBuV dB/m dB dB dB cm deg 1 2384.30 40.33 54.00 -13.67 33.90 27.37 5.63 36.49 9.92 286 154 AVERAGE	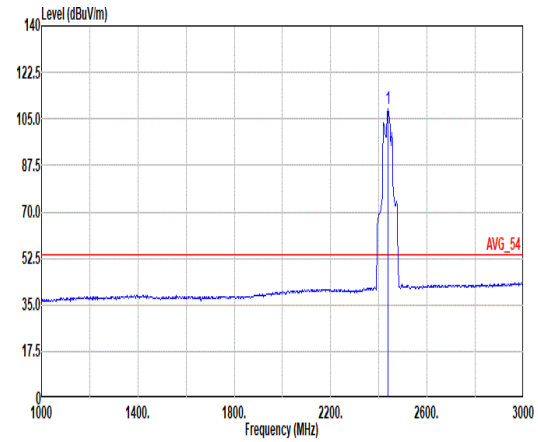 Site : 03CH15-HY Condition: AVG_54 3m BBHA 9120 D_9120D-02294 VERTICAL : RBW:1000.000kHz VBW:3000.000kHz SWT:Auto Freq Level Limit Line Margin Read Level Ant Factor Cable Loss Preamp Factor Aux Factor APos TPos Remark MHz dBuV/m dBuV/m dB dBuV dB/m dB dB dB cm deg 1 2437.00 108.97 ------ ------ 102.27 27.55 5.70 36.47 9.92 286 154 AVERAGE

Mode	17	
	Band Edge - R	
	2400-2483.5_802.11be EHT40_CH6_Full RU (OFDMA)_2437MHz	
ANT	1+3	
Pol.	Vertical	Fundamental
Peak	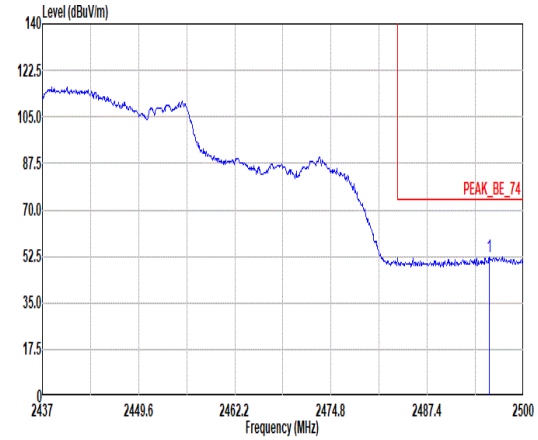 Site : 03CH15-HY Condition: PEAK_BE_74 3m BBHA 9120 D_9120D-02294 VERTICAL : RBW:1000.000kHz VBW:3000.000kHz SWT:Auto Freq Level Limit Line Margin Read Level Ant Factor Cable Loss Preamp Factor Aux Factor APos TPos Remark MHz dBuV/m dBuV/m dB dBuV dB/m dB dB dB cm deg 1 2495.53 52.53 74.00 -21.47 45.42 27.87 5.78 36.46 9.92 286 154 PEAK	Blank
Avg	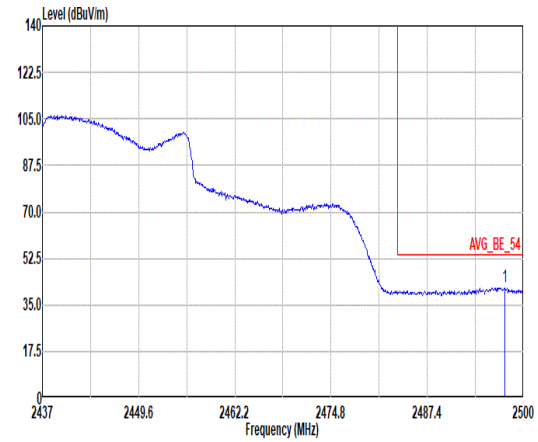 Site : 03CH15-HY Condition: AVG_BE_54 3m BBHA 9120 D_9120D-02294 VERTICAL : RBW:1000.000kHz VBW:3000.000kHz SWT:Auto Freq Level Limit Line Margin Read Level Ant Factor Cable Loss Preamp Factor Aux Factor APos TPos Remark MHz dBuV/m dBuV/m dB dBuV dB/m dB dB dB cm deg 1 2497.54 41.50 54.00 -12.50 34.36 27.89 5.79 36.46 9.92 286 154 AVERAGE	Blank

Mode	18	
	Band Edge - L	
	2400-2483.5_802.11be EHT40_CH9_Full RU (OFDMA)_2452MHz	
ANT	1+3	
Pol.	Horizontal	Fundamental
Peak	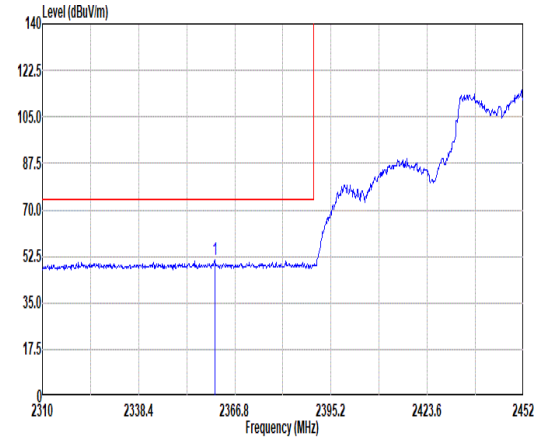 Site : 03CH15-HY Condition: PEAK_BE_74 3m BBHA 9120 D_9120D-02294 HORIZONTAL : RBW:1000.000kHz VBW:3000.000kHz SWT:Auto Freq Level Limit Line Margin Read Level Ant Factor Cable Loss Preamp Factor Aux Factor APos TPos Remark MHz dBuV/m dBuV/m dB dBuV dB/m dB dB dB cm deg 1 2360.84 51.46 74.00 -22.54 45.11 27.32 5.60 36.49 9.92 300 223 PEAK	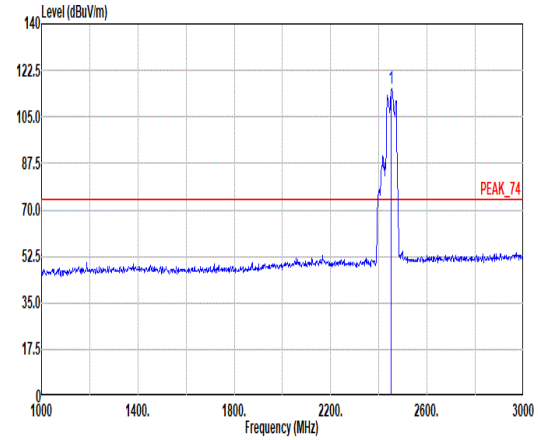 Site : 03CH15-HY Condition: PEAK_74 3m BBHA 9120 D_9120D-02294 HORIZONTAL : RBW:1000.000kHz VBW:3000.000kHz SWT:Auto Freq Level Limit Line Margin Read Level Ant Factor Cable Loss Preamp Factor Aux Factor APos TPos Remark MHz dBuV/m dBuV/m dB dBuV dB/m dB dB dB cm deg 1 2452.00 115.68 ------ ------ 108.88 27.62 5.73 36.47 9.92 300 223 PEAK
Avg	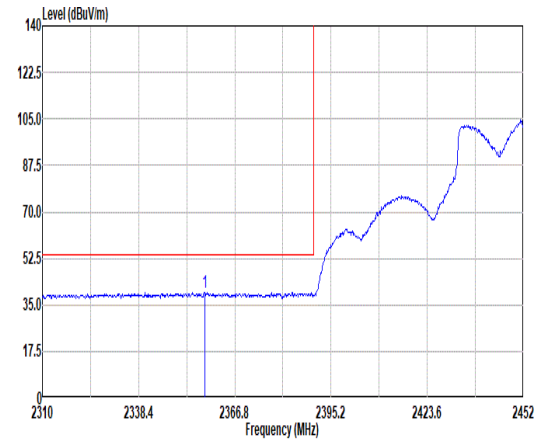 Site : 03CH15-HY Condition: AVG_BE_54 3m BBHA 9120 D_9120D-02294 HORIZONTAL : RBW:1000.000kHz VBW:3000.000kHz SWT:Auto Freq Level Limit Line Margin Read Level Ant Factor Cable Loss Preamp Factor Aux Factor APos TPos Remark MHz dBuV/m dBuV/m dB dBuV dB/m dB dB dB cm deg 1 2357.85 39.86 54.00 -14.14 33.51 27.32 5.60 36.49 9.92 300 223 AVERAGE	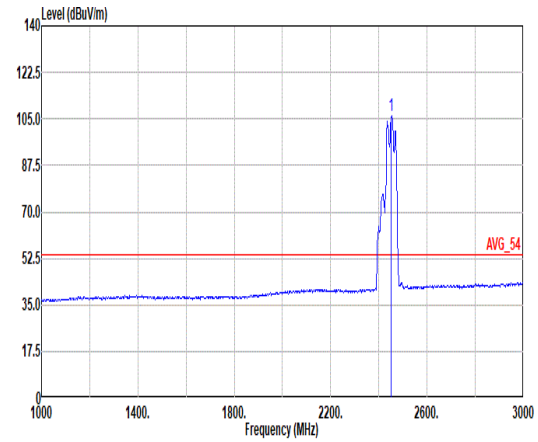 Site : 03CH15-HY Condition: AVG_54 3m BBHA 9120 D_9120D-02294 HORIZONTAL : RBW:1000.000kHz VBW:3000.000kHz SWT:Auto Freq Level Limit Line Margin Read Level Ant Factor Cable Loss Preamp Factor Aux Factor APos TPos Remark MHz dBuV/m dBuV/m dB dBuV dB/m dB dB dB cm deg 1 2452.00 106.10 ------ ------ 99.30 27.62 5.73 36.47 9.92 300 223 AVERAGE

Mode	18	
	Band Edge - R	
	2400-2483.5_802.11be EHT40_CH9_Full RU (OFDMA)_2452MHz	
ANT	1+3	
Pol.	Horizontal	Fundamental
Peak	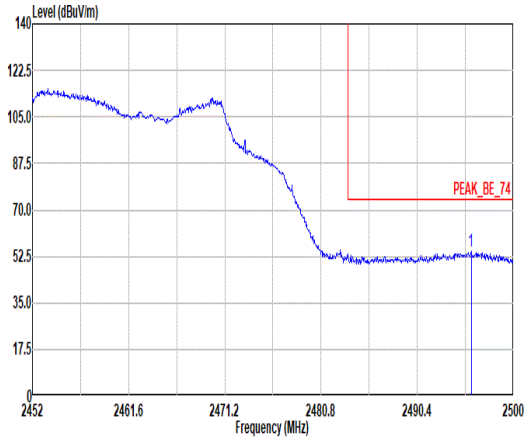 Site : 03CH15-HY Condition: PEAK_BE_74 3m BBHA 9120 D_9120D-02294 HORIZONTAL : RBW:1000.000kHz VBW:3000.000kHz SWT:Auto Limit Read Ant Cable Preamp Aux APos TPos Freq Level Line Margin Level Factor Loss Factor Factor Remark MHz dBuV/m dBuV/m dB dBuV dB/m dB dB dB cm deg 1 2495.78 54.50 74.00 -19.50 47.39 27.87 5.78 36.46 9.92 300 223 PEAK	Blank
Avg	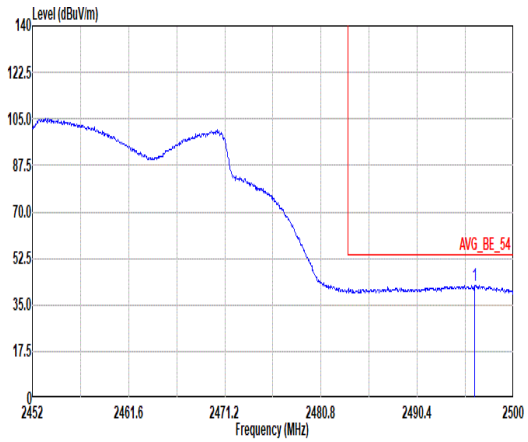 Site : 03CH15-HY Condition: AVG_BE_54 3m BBHA 9120 D_9120D-02294 HORIZONTAL : RBW:1000.000kHz VBW:3000.000kHz SWT:Auto Limit Read Ant Cable Preamp Aux APos TPos Freq Level Line Margin Level Factor Loss Factor Factor Remark MHz dBuV/m dBuV/m dB dBuV dB/m dB dB dB cm deg 1 2496.11 42.33 54.00 -11.67 35.21 27.88 5.78 36.46 9.92 300 223 AVERAGE	Blank

Mode	18	
	Band Edge - L	
	2400-2483.5_802.11be EHT40_CH9_Full RU (OFDMA)_2452MHz	
ANT	1+3	
Pol.	Vertical	Fundamental
Peak	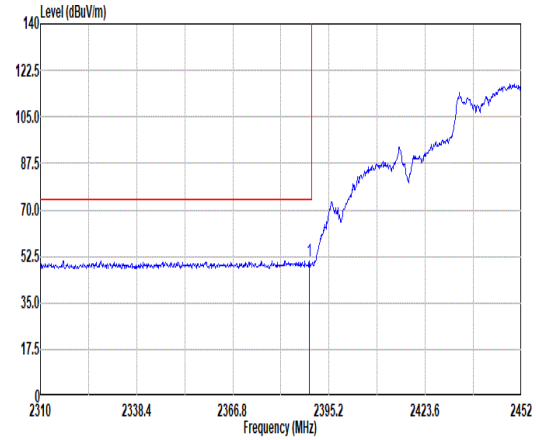 Site : 03CH15-HY Condition: PEAK_BE_74 3m BBHA 9120 D_9120D-02294 VERTICAL : RBW:1000.000kHz VBW:3000.000kHz SWT:Auto Freq Level Limit Line Margin Read Level Ant Factor Cable Loss Preamp Factor Aux Factor APos TPos Remark MHz dBuV/m dBuV/m dB dBuV dB/m dB dB dB cm deg 1 2389.38 50.96 74.00 -23.04 44.50 27.38 5.64 36.48 9.92 200 240 PEAK	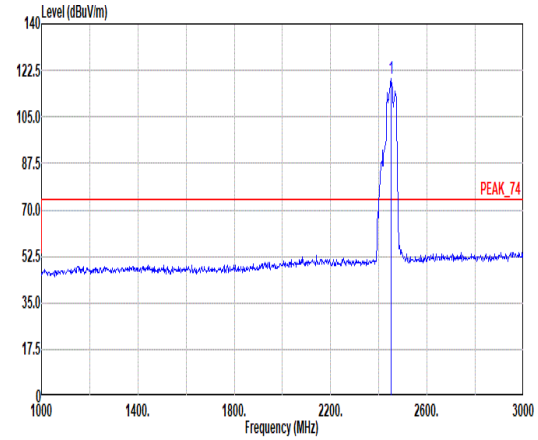 Site : 03CH15-HY Condition: PEAK_74 3m BBHA 9120 D_9120D-02294 VERTICAL : RBW:1000.000kHz VBW:3000.000kHz SWT:Auto Freq Level Limit Line Margin Read Level Ant Factor Cable Loss Preamp Factor Aux Factor APos TPos Remark MHz dBuV/m dBuV/m dB dBuV dB/m dB dB dB cm deg 1 2452.00 119.60 ------ ------ 112.83 27.60 5.72 36.47 9.92 200 240 PEAK
Avg	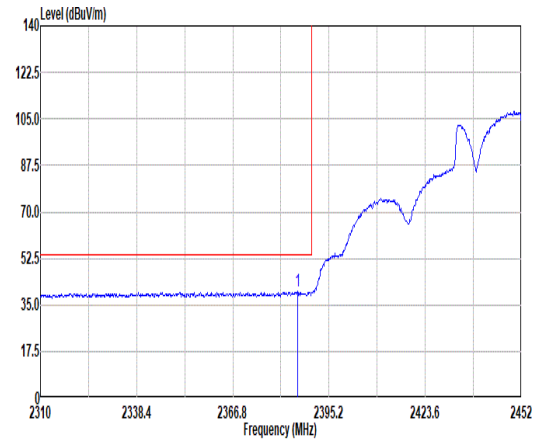 Site : 03CH15-HY Condition: AVG_BE_54 3m BBHA 9120 D_9120D-02294 VERTICAL : RBW:1000.000kHz VBW:3000.000kHz SWT:Auto Freq Level Limit Line Margin Read Level Ant Factor Cable Loss Preamp Factor Aux Factor APos TPos Remark MHz dBuV/m dBuV/m dB dBuV dB/m dB dB dB cm deg 1 2385.97 40.09 54.00 -13.91 33.66 27.37 5.63 36.49 9.92 200 240 AVERAGE	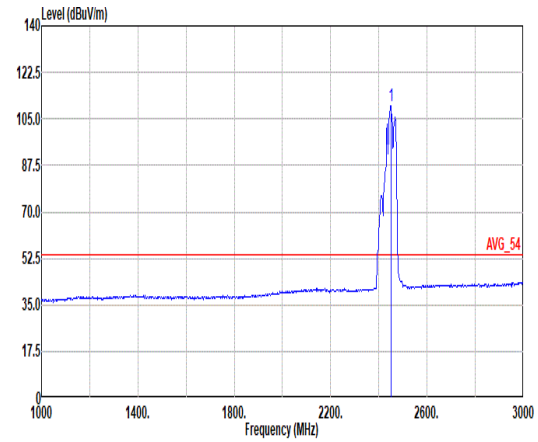 Site : 03CH15-HY Condition: AVG_54 3m BBHA 9120 D_9120D-02294 VERTICAL : RBW:1000.000kHz VBW:3000.000kHz SWT:Auto Freq Level Limit Line Margin Read Level Ant Factor Cable Loss Preamp Factor Aux Factor APos TPos Remark MHz dBuV/m dBuV/m dB dBuV dB/m dB dB dB cm deg 1 2452.00 110.09 ------ ------ 103.32 27.60 5.72 36.47 9.92 200 240 AVERAGE

Mode	18	
	Band Edge - R	
	2400-2483.5_802.11be EHT40_CH9_Full RU (OFDMA)_2452MHz	
ANT	1+3	
Pol.	Vertical	Fundamental
Peak	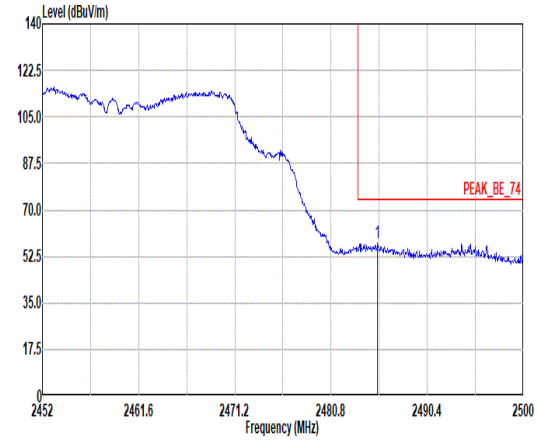 Site : 03CH15-HY Condition: PEAK_BE_74 3m BBHA 9120 D_9120D-02294 VERTICAL : RBW:1000.000kHz VBW:3000.000kHz SWT:Auto Limit Read Ant Cable Preamp Aux APos TPos Freq Level Line Margin Level Factor Loss Factor Factor Remark MHz dBuV/m dBuV/m dB dBuV dB/m dB dB dB cm deg 1 2485.46 57.60 74.00 -16.40 50.56 27.81 5.77 36.46 9.92 200 240 PEAK	Blank
Avg	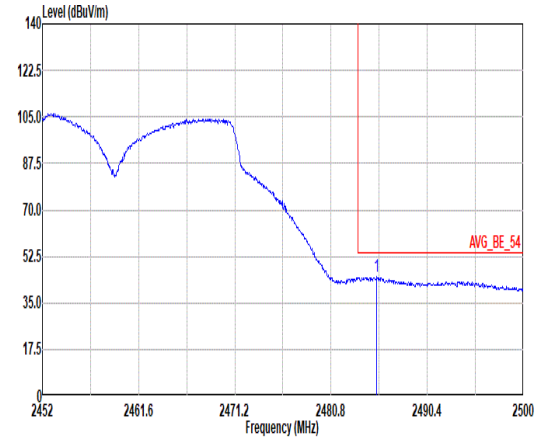 Site : 03CH15-HY Condition: AVG_BE_54 3m BBHA 9120 D_9120D-02294 VERTICAL : RBW:1000.000kHz VBW:3000.000kHz SWT:Auto Limit Read Ant Cable Preamp Aux APos TPos Freq Level Line Margin Level Factor Loss Factor Factor Remark MHz dBuV/m dBuV/m dB dBuV dB/m dB dB dB cm deg 1 2485.36 44.86 54.00 -9.14 37.82 27.81 5.77 36.46 9.92 200 240 AVERAGE	Blank

Mode	19	
	LF	
	2400-2483.5_802.11n HT40_CH3_2422MHz	
ANT	1+3	
Pol.	Horizontal	Vertical
QP/ Peak	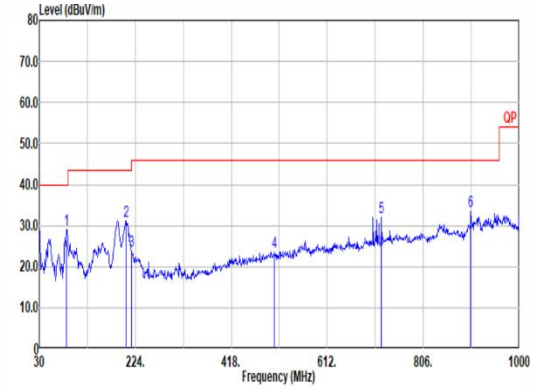 Site : 03CH15-HY Condition: QP 3m CBL 6111D & 00800N1D01N-06_41912&05 HORIZONTAL Freq Level Limit Line Margin Read Level Ant Factor Cable Loss Preamp Factor Aux Factor APos TPos Remark 1 85.29 29.02 40.00 -10.98 45.99 14.12 1.13 32.41 0.19 -- -- Peak 2 205.57 31.11 43.50 -12.39 46.55 15.02 1.70 32.38 0.22 -- -- Peak 3 216.24 23.99 46.00 -22.01 39.49 14.92 1.74 32.39 0.23 -- -- Peak 4 505.30 23.60 46.00 -22.40 29.37 23.71 2.65 32.39 0.26 -- -- Peak 5 721.61 31.97 46.00 -14.03 34.60 26.37 3.12 32.28 0.16 -- -- Peak 6 902.03 33.47 46.00 -12.53 32.84 28.39 3.48 31.44 0.20 -- -- Peak	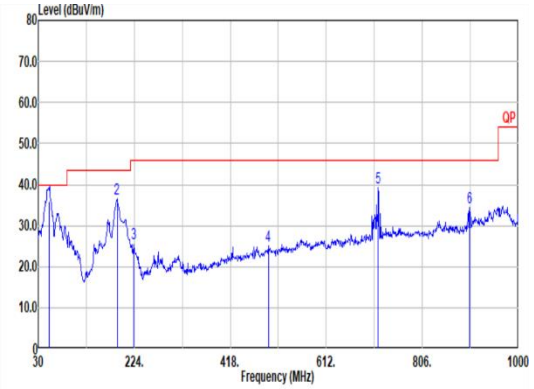 Site : 03CH15-HY Condition: QP 3m CBL 6111D & 00800N1D01N-06_41912&05 VERTICAL Freq Level Limit Line Margin Read Level Ant Factor Cable Loss Preamp Factor Aux Factor APos TPos Remark 1 52.31 36.06 40.00 -3.94 53.99 13.59 0.89 32.46 0.05 115 73 QP 2 189.08 36.42 43.50 -7.08 52.33 14.68 1.64 32.39 0.16 -- -- Peak 3 222.06 25.51 46.00 -20.49 40.56 15.34 1.76 32.39 0.24 -- -- Peak 4 494.63 25.08 46.00 -20.92 31.15 23.45 2.62 32.38 0.24 -- -- Peak 5 716.76 39.20 46.00 -6.80 41.96 26.25 3.11 32.29 0.17 -- -- Peak 6 902.03 34.56 46.00 -11.44 33.93 28.39 3.48 31.44 0.20 -- -- Peak

Mode	20	
	SHF	
	2400-2483.5_802.11n HT40_CH3_2422MHz	
ANT	1+3	
Pol.	Horizontal	Vertical
Peak	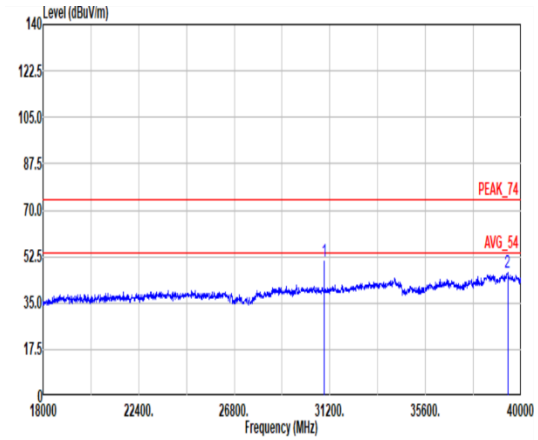 Site : 03CH15-HY Condition: PEAK_74 1m BBHA9170_1224_240624 HORIZONTAL Freq Level Limit Line Margin Read Level Ant Factor Cable Loss Preamp Factor Aux Factor APos TPos Remark MHz dBuV/m dBuV/m dB dBuV dB/m dB dB dB cm deg 1 30940.00 50.46 74.00 -23.54 67.70 40.44 7.91 56.05 -9.54 -- -- Peak 2 39379.00 46.38 74.00 -27.62 57.72 45.29 9.18 56.27 -9.54 -- -- Peak	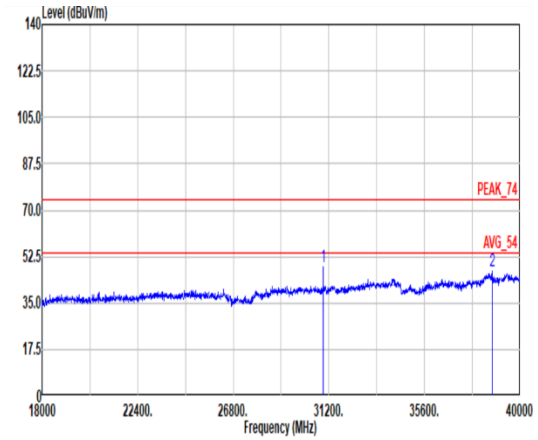 Site : 03CH15-HY Condition: PEAK_74 1m BBHA9170_1224_240624 VERTICAL Freq Level Limit Line Margin Read Level Ant Factor Cable Loss Preamp Factor Aux Factor APos TPos Remark MHz dBuV/m dBuV/m dB dBuV dB/m dB dB dB cm deg 1 30940.00 48.63 74.00 -25.37 65.87 40.44 7.91 56.05 -9.54 -- -- Peak 2 38723.50 46.99 74.00 -27.01 59.62 44.47 9.05 56.61 -9.54 -- -- Peak

Appendix D. Duty Cycle Plots

Antenna	Band	Duty Cycle(%)	Duty Factor(dB)
1+3	802.11b	83.88	0.76
1+3	802.11g	99.25	0.03
1+3	2.4GHz 802.11n HT20	96.79	0.14
1+3	2.4GHz 802.11n HT40	98.64	0.06
1+3	2.4GHz 802.11be EHT20 Full RU	99.27	0.03
1+3	2.4GHz 802.11be EHT40 Full RU	98.91	0.05

MIMO <Ant. 1+3>

802.11b

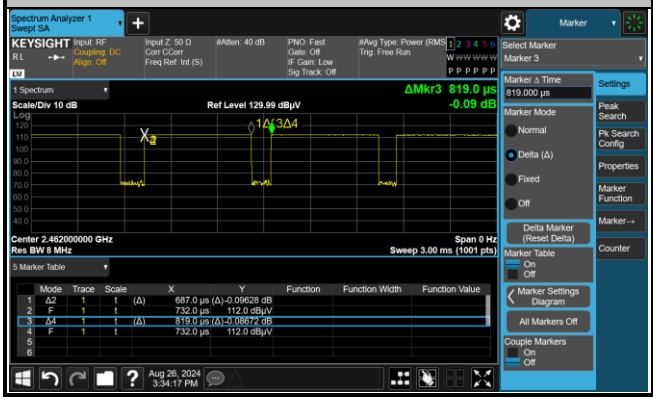

802.11g

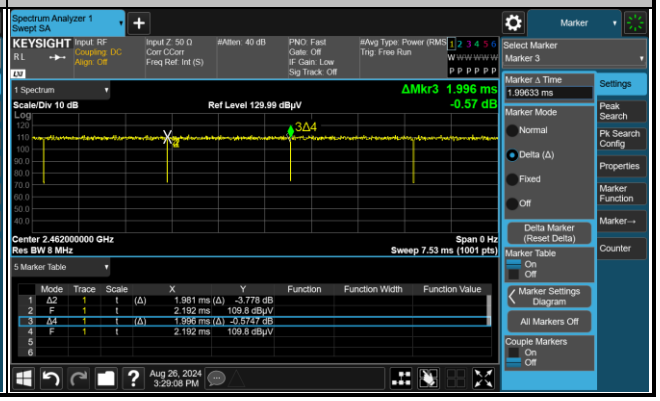

2.4GHz 802.11n HT20

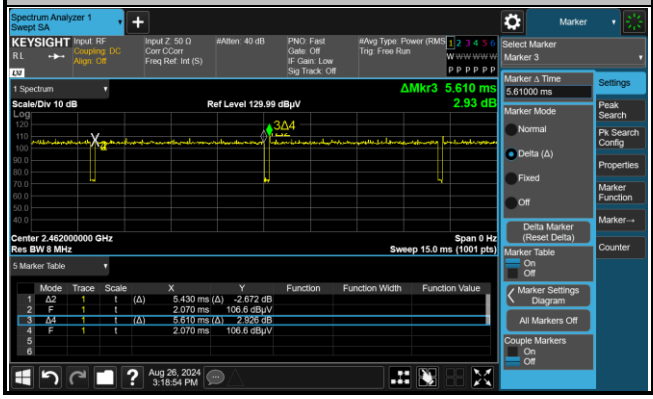

2.4GHz 802.11n HT40

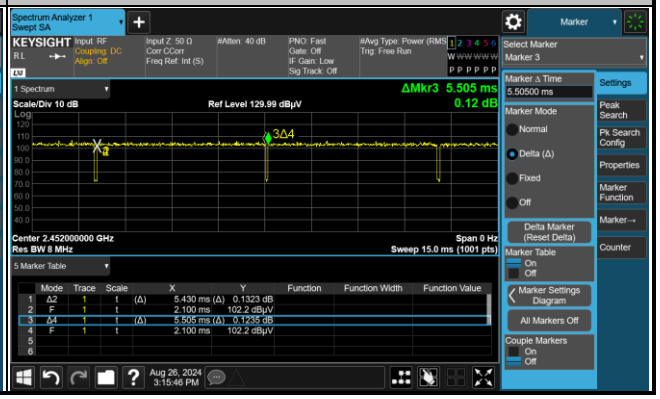

2.4GHz 802.11be EHT20 Full RU	2.4GHz 802.11be EHT40 Full RU
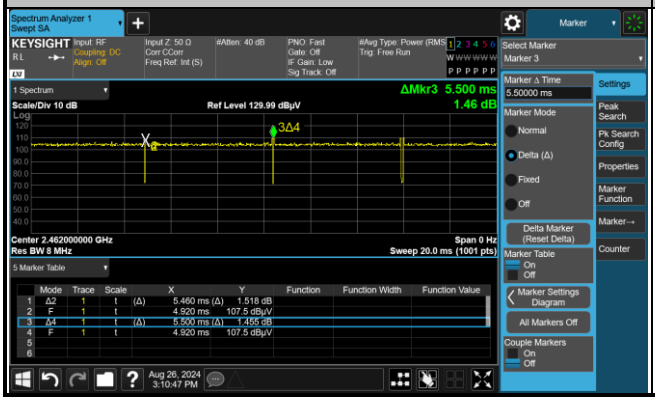	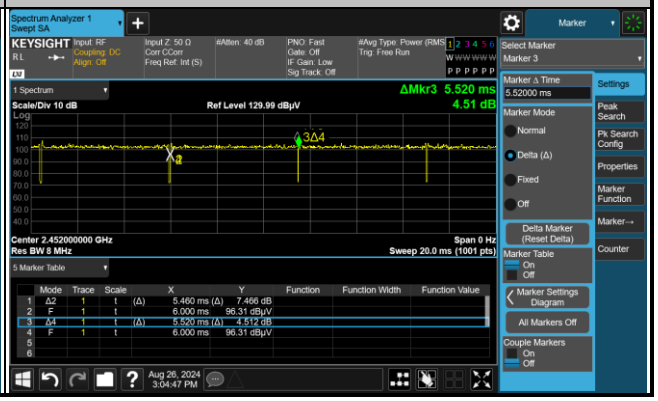

——THE END——