


正面

THECOO®

PORTABLE THINEST BLUETOOTH SPEAKER

USER MANUAL



Type: BT-D708K

Please read this user manual carefully before use

IV. CAUTION

When used in the directed manner, this unit has been designed and manufactured to ensure your personal safety. However, improper use can result in potential electrical shock or fire hazards. Please read all safety and operating instructions carefully before installation and use, and keep these instructions handy for future reference. Take special note of all warnings listed in these instructions and on the unit.

1. The unit should be stored and used under room temperature environment.

2. The unit should not be used under water and in a humid environment.

3. The unit should not be thrown, as damage could result.

4. The unit should not be disassembled or repaired by an unauthorized person.

5. The built-in Li-ion battery should not be thrown into the fire or any other place to avoid hazards.

6. The unit should only be cleaned with a dried cloth.

7. The unit should be serviced and repaired by the qualified personnel when it is damaged in any way.

THECOO 西客®

便携式超薄蓝牙音箱

产品使用手册



型号：BT-D708K

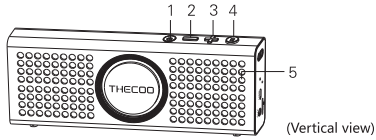
使用前请仔细阅读说明书

3 产品规格

蓝牙版本	Bluetooth4.0
额定功率	3W x2
喇叭(单元)	4Ω/3W 40mm
频率响应	120Hz ~ 18kHz
信噪比	≥75dB(充电状态除外)
失真度	≤0.1% (Output 1v@1kHz)
传输距离	≥10米 无阻隔空间
充电电压	DC5 V
电池规格	内置锂电池3.7V, 900mAh
播放时间	≥8h (因音量水平和音频内容而异)
充电时间	≥3h
产品尺寸	172.7x21x66.6mm

产品配件:
立体声音频线: Φ3.5mm L=0.5M 1PCS
USB充电线: 1PCS
产品使用手册: 1PCS

I. ILLUSTRATION



1. POWER BUTTON:
1) Long press this button, power on with a “du” tone remind. Long press again, Power off; short press switch to TF card play mode and Aux mode.
2) In Bluetooth playing mode, short press, music is pause.
3) In Bluetooth playing mode, long press until a “du” tone, Bluetooth is disconnected.
4) While receiving a income call, short press can answer the incoming call or hang up the incoming call.
5) While in Bluetooth connection without playing music, short press twice can dial your last call.
6) While in conversation, long press can switch conversation to your mobile phone.
2. SKIP BACK/VOLUME DOWN: In Bluetooth or TF card playing mode, short press skip back to previous song; In Bluetooth/ TF card/ Aux mode, long press make the volume down.
3. SKIP FORWARD/VOLUME UP: In Bluetooth or TF card playing mode, short press skip forward to next song; In Bluetooth/ TF card/ Aux mode, long press make the volume up.

V. WARNING

1. Please read all safety and operating instructions carefully before use.

2. In order to prolong the unit's life and protect your health, please do not listen to the music under high volume environment for a long time to avoid damaging your hearing.

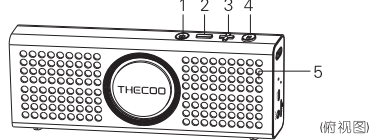
3. Please switch off the power and pull up the plug immediately, if any device malfunction happens.

4. Please charge in time, or it will affect the BT connection when the battery runs low.

5. Please refer to the user manual to resolve any setting and function problems. If you have some other operating problems caused by this unit, please call and ask our customer service teams for help.

China Service Hotline: 400-7777-315
SHENZHEN THECOO TECHNOLOGY CO.,LTD.
E: thecoo@thecoo.com.cn
W: www.thecoo.com.cn

1 产品示意图



1. Power键: 长按开机, 并有“进入蓝牙, 等待连接”的语音提示; 再次长按关机, 并有“关机”的语音提示; 短按即可切换蓝牙/TF卡/AUX模式, 并有对应的语音提示

2. 上一曲/音量减: 在蓝牙/插卡播放状态下, 短按即可播放上一曲目; 在蓝牙/插卡模式和AUX模式下, 长按即可减小音量, 当音量达到最低时, 并有“最小音量”的语音提示

3. 下一曲/音量加: 在蓝牙/插卡播放状态下, 短按即可播放下一曲目; 在蓝牙/插卡模式和AUX模式下, 长按即可增加音量, 当音量达到最高时, 并有“最大音量”的语音提示

4. 播放/暂停/静音:
1)在蓝牙/插卡播放状态下, 短按即可播放/暂停;
2)在工作状态下(非通话状态中), 长按可断开现有连接重新进入配对状态, 并有“蓝牙断开, 等待连接”的语音提示;
3)来电时短按可接听或挂断来电, 长按可拒绝来电;

4 注意事项:

用户按指导方式正常使用时, 本产品的设计和制造可确保您的人身安全, 但使用不当仍可能导致潜在的触电或火灾隐患。配对使用前, 请仔细阅读所有的安全说明和操作说明, 并妥善保管本手册以备参考。请着重注意以下说明中列出的所有警告信息。

1. 请在常温环境中存放以及使用本产品;

2. 请勿将本产品暴露在雨中或潮湿环境中;

3. 请勿丢弃, 避免因跌落造成产品损坏;

4. 请勿自行拆解、修理和改造本产品;

5. 产品内置锂电池, 请勿随意丢弃或置以火中, 以免引起危险!

6. 请用干布进行清洁;

7. 无论设备以任何方式损坏, 请让专业的维修人员进行维修工作。

VI. WARRANTY

This limited warranty does not affect the Consumer's statutory rights under law. THECOO maintenance is based on the original invoice & cash receipt that was provided by dealers with complete purchasing date, dealer name and product model. The warranty period is 12 months from the date of original purchased. (Main parts' maintenance would be 24 months: PCB board, drives). This limited warranty does not cover:

1. To alter the purchasing vouchers without permission. (can not be identified).

2. Product model or serial number was removed, altered and different from the product type certified. (can not be identified).

3. Product that has been damaged due to repairs, reinstallation and modification by unauthorized service organizations or persons.

4. Been used for commercial purpose.

5. Damages caused by wrong operation, or operate under an unworkable environment which was not recommended.

6. Damages caused by using irritated peripheral equipments, additional equipments or accessories that was not recommended by THECOO.

7. Accident damages included but not limited to lightning, abnormal voltage, water, fire, flood, nature, accident.

8. Damages caused by animals.

9. Damages caused by consumable parts (these parts are considered to be consumable ones according to their performance).

THECOO reserves the right to amend the terms and conditions if necessary.

5 温馨提示:

1. 开始使用前请仔细阅读所有安全说明书。

2. 为有利于延长音箱使用寿命和你的身心健康, 请不要在长时间大音量的环境下听音, 以免损害你的听力。

3. 出现故障时, 请立即关闭电源开关。

4. 电量不足会影响蓝牙距离或蓝牙容易断开, 请及时充电。

5. 涉及设置与性能的多数问题均可在本手册中找到答案。如果您对本产品的操作或使用存在其他疑问, 请与我们的客户服务团队进行联系以寻求帮助。

中国区服务热线: 400-7777-315
深圳市西客科技有限公司
邮箱: thecoo@thecoo.com.cn
网站: www.thecoo.com.cn

II. OPERATING GUIDE

1. BLUETOOTH CONNECTION AND MUSIC PLAY
Connecting external audio resources and the speaker with 3.5mm audio cable, short press “POWER BUTTTON” switch to AUX mode.

2. EXTERNAL AUDIO RESOURCE PLAY
Connecting external audio resources and the speaker with 3.5mm audio cable, short press “POWER BUTTTON” switch to AUX mode, then play any music by external audio resources.

3. BLUETOOTH SPEAKER PHONE
1) While receiving an incoming call, short press” PAUSE BUTTON” can answer or hang up the incoming call.
2) While receiving an incoming call , long press reject the incoming call.
3) While in conversation, long press switch conversation to your mobile phone.
4) While in Bluetooth connection without playing music, short press twice can dial your last call.

VII. WARNING

This equipment has been tested and found to comply with the limits for a Class B digital device, pursuant to part 15of the FCC Rules. These limits are designed to provide reasonable protection against harmful interference in a residential installation. This equipment generates, uses and can radiate radio frequency energy and, if not installed and used in accordance with the instructions, may cause harmful interference to radio communications. However, there is no guarantee that interference will not occur in a particular installation. If this equipment does cause harmful interference to radio or television reception, which can be determined by turning the equipment off and on, the user is encouraged to try to correct the interference by one or more of the following measures:

- Reorient or relocate the receiving antenna.
- Increase the separation between the equipment and receiver.
- Connect the equipment into an outlet on a circuit

2 操作方法:

一. 蓝牙无线连接音乐播放
打开手机、平板电脑或其它设备的蓝牙连接功能, 进行蓝牙设置, 当搜索到蓝牙设备“THECOO BT-D188”, 请点击确认, 确认后有“蓝牙连接成功”的语音提示; 当连接成功后, 返回到音乐播放界面, 选曲播放即可。断开蓝牙时, 有“蓝牙断开, 等待连接”的语音提示。

二. 外接音源的播放
使用随机附赠的音频线连接音箱和播放设备, 即可播放外接音源。将音频线 Φ 3.5mm端插入音频输入端口, 蓝牙断开连接或蓝牙暂停播放音乐都会自动转为AUX模式。

三. 接听电话
蓝牙配对成功, 有电话呼入时, 有手机铃声的语音提示, 短按播放/暂停键可接听或挂断来电, 长按可拒绝来电; 通话中长按可语音转移; 在连接待机未播放音乐状态下, 连续短按两次可未回重拨。

6 质保信息:

西客的保修不影响您根据法律所享受的顾客法定权利, 也不影响您在购买过程中对零售商主张的权利。西客依据用户购买西客产品时由经销商提供的注明购买日期、经销商名称和产品型号的原始发票或现金收据给用户提供保修服务。保修的有效期限从您购买该产品开始算起提供保修期限12个月(大件保修期24个月: 集成电路板、喇叭)。

西客保修将不适用于下列情况:

1. 擅自对产品的购买凭证进行涂改或致使凭证字迹模糊(无法辨认);

2. 产品型号和或序列号(如果有人)已被涂改、篡改或字迹模糊(无法辨认);

3. 已由任何非授权维修机构或个人实施产品维修、改装和改造;

4. 产品用于商业目的;

5. 滥用或产品误操作导致的故障, 或在与推荐的产品使用环境不符的场所进行操作而产生的故障;

6. 使用非西客推荐的相关外围设备、附加设备或产品附件而产生的故障;

7. 事故产生的损坏, 包括但不限于闪电、异常电压、水灾或火灾、自然灾害或交通事故;

8. 动物造成的损坏;

9. 部件损坏造成的产品损坏(该类部件根据他们的性能被认定为是易耗部件);

西客有权在必要时修改条款和条件。

4. CHARGE INSTRUCTION

1) Using the USB-Micro cable, connect the speaker to a USB power source on a computer or USB AC adapter.

2) While in charging, the charge indicator LED light shows red color, after full power, LED light off.

Note: while in charging, please turn off the power.

5. BLUETOOTH DISCONNECTION

1) long press” POWER BUTTON” until the indicator off, Bluetooth disconnection.

2) Bluetooth enabled device shut off Bluetooth function.

Notes:

After the first successful pairing, the mobile phone and unit will remember the device name; It will be quickly paired next time.

different from that to which the receiver is connected.

● Consult the dealer or an experienced radio/TV technician for help.

Caution: Any changes or modifications not expressly approved by the party responsible for compliance could void your authority to operate the equipment.

This device complies with part 15 of the FCC Rules. Operation is subject to the following two conditions: (1) This device may not cause harmful interference, and (2) This device must accept any interference received, including interference that may cause undesired operation.

四. 电源充电

1. 当音箱电量不足时, 有“电池电量低, 请充电”的警示音。

2. 充电时充电指示灯红灯常亮, 充满电时红灯熄灭。(注: 充电时请长按Power键关机。)

五. 蓝牙断开连接

1. 长按音箱播放/暂停键, 即可断开连接; 手机、平板电脑或其它设备端断开连接。

2. 超出蓝牙信号接收距离亦自动断开连接。

3. 关闭音箱电源, 即可断开连接。(注: 当不使用音箱时, 请长按音箱Power键进入关机模式, 可防止电能损耗。)

温馨提示:

首次配对成功后手机和音箱有认证记忆功能, 再次开机使用时会先回连上次配对过的设备, 回连失败后自动进入配对状态。

产品专利号: 201430334109.X

产品保修信息

购买本产品时, 请认真填写此卡, 并予以妥善保管。

产品型号:_____ 购买日期:_____

用户 名:_____ 用户地址:_____

联系电话:_____ 邮 编:_____

经销单位:_____ 负 责 人:_____

地 址:_____

联系电话:_____ 签 章:_____

产品合格证

产品名称:_____ 规格型号:_____

出厂日期:_____ 质 检 员:_____

中国区服务热线 400-7777-315 www.thecoo.com.cn

西客科技 BT-D708K中英文说明书
尺寸: 65X80mm
材质: 105g铜版纸
折页: 扇形
印刷: 正反双面印刷