

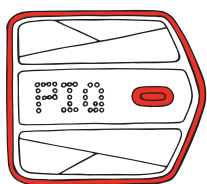


Contact us
support@piq.com



Get started at
www.piq.com

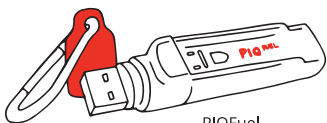
IN THE BOX



Sensor

Your PIQ lasts for 6 hours of sport practise

Long press to turn ON or OFF your PIQ



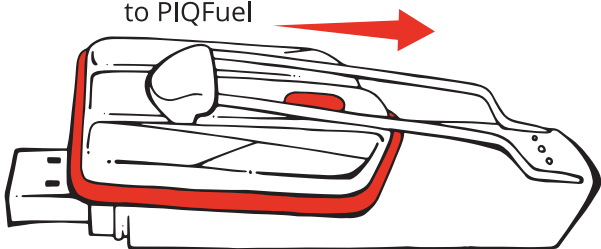
PIQFuel

PIQFuel has a battery bank that can charge your PIQ 3 times

CHARGING PIQ

1 On USB plug

Clip your PIQ to PIQFuel

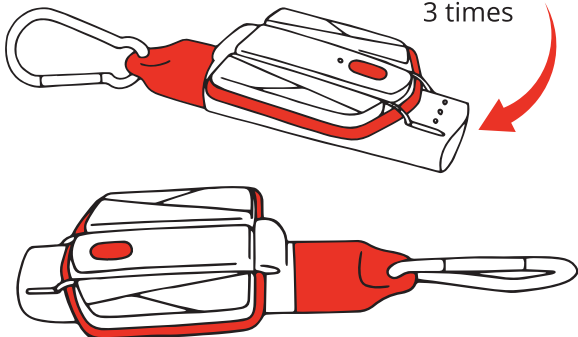


Green LED means PIQ is charged

Compatible with any USB plug, full charge duration is around 2h

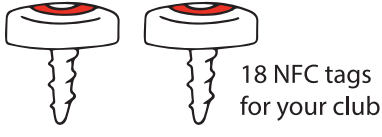
2 On the go

Charge your PIQ up to 3 times



Charging is over, PIQFuel LEDs are off

IN THE BOX



18 NFC tags
for your club

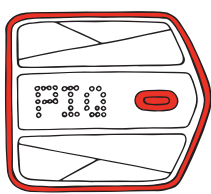


1 clip for your
golf glove

PREPARE YOUR GAME



Download the app.




Turn ON PIQ

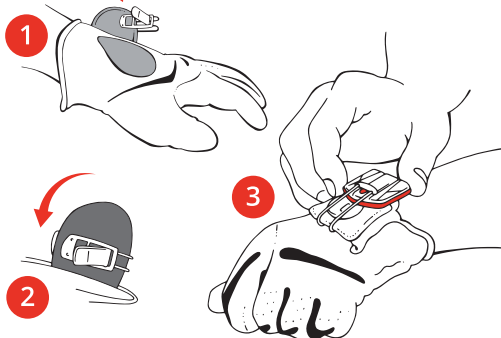
Launch the application and pair
PIQ with your phone.

ATTACH YOUR TAGS

Club name is written under
each tag. Place them on
corresponding clubs.
You have 3 spare tags
configurable with
your application.



ATTACH YOUR CLIP TO VELCRO ON GLOVE



LET'S PLAY

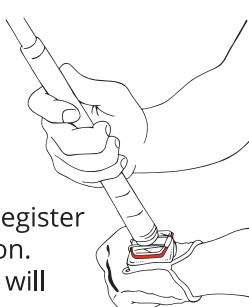
1 Distance to the green



Click on PIQ
to get your
distance on
PIQ screen.

2 Shot tracking

Tap your club
on your PIQ to register
your GPS position.
Your club name will
be displayed on your
PIQ screen.



3 Swing analysis

Remain still 2s
at address position.
You will ensure an
optimized motion
analysis for golf course
or driving range.

