

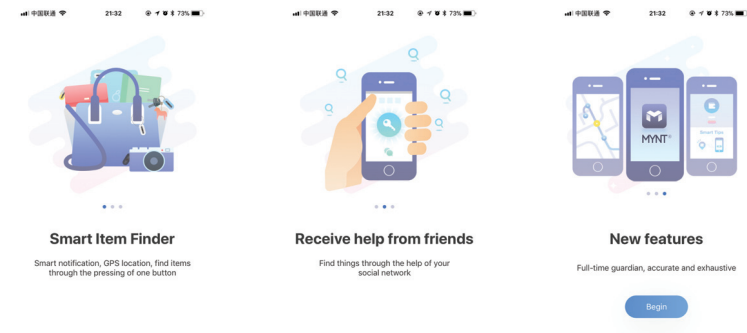


MYNT ES Users' Manual

小觅ES 用户使用手册

1. General introduction 产品功能简介

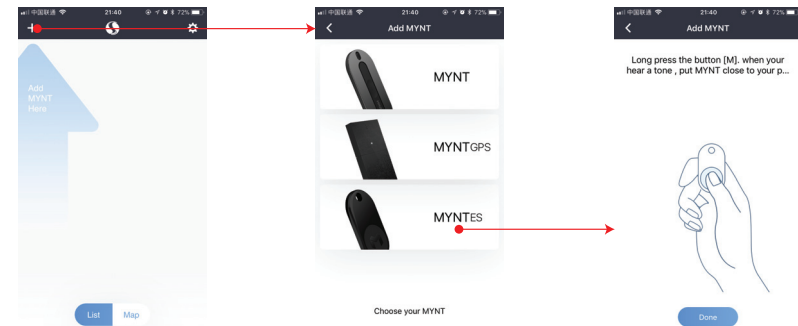
- A. Attach, hook MYNT ES to your wallet, passport, key chain etc.
将小觅ES放到钱包里，贴到护照上，挂到钥匙上。
- B. The “Ring” button on MYNT App to make it ringing to find it.
点击小觅App上的响铃按钮，就可以让小觅蜂鸣，可以通过蜂鸣方便地找到它。
- C. Long press the button on MYNT to make your phone ringing to find it.
长按小觅上的按钮，就可以让手机响铃，可以通过响铃找到手机。
- D. Check the last place you had it on MYNT App when you can not find it nearby.
通过小觅App查看遗失位置。



2. Getting started 开始使用

- A. When the first time launch the App, there is a hint to press the “+” button to add new MYNT devices.

第一次使用小觅App时，主界面上会提示点击“+”号按钮，添加新的小觅设备



2. Getting started 开始使用

A. Long press the MYNT devices to activated the devices for the first time start to use your MYNT ES device.

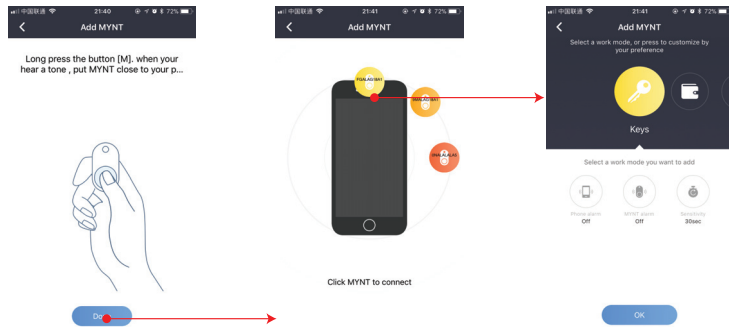
第一次使用小觅设备时，通过长按小觅按钮3秒以激活设备。

B. Select the MYNT devices you want to add on screen. The icon which is closer to the center of the screen, is the MYNT closer to your device.

添加要添加的小觅图标。图标离屏幕中心越近的，代表着离您的设备越近的小觅。

C. The MYNT device will start to connect to your device via Bluetooth. After connection established, the App will ask your to set a icon for the device according to your usage.

小觅将开始与您的设备进行蓝牙连接。当连接成功，小觅App会要求您根据使用的方式设置小觅的图标。



3. MYNT App 小觅App

A. On home screen, you can view all of your MYNT devices.

在主页上，可以看到所有的小觅设备。

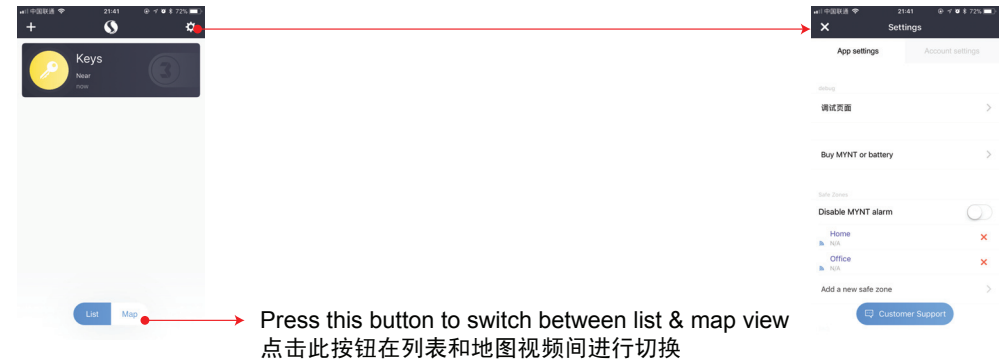
B. If the item is nearby, press the Ring button to make it ring to find it.

如果要寻找的物品在附近，可通过点击App中的按钮，让小觅蜂鸣以帮助寻找。

C. If the item is out of range, the item will be greyed. You can check on map to find the place where you last had it. Also, you can report lost, and ask your friend for help to help you find it.

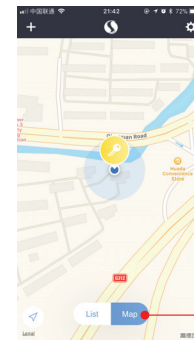
如果物品不在附近，可通过点击地图查看遗失/遗忘位置。也可以报丢，或让朋友帮忙寻找。

View your items in list

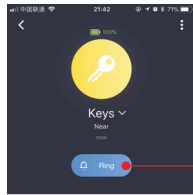


Press this button to switch between list & map view
点击此按钮在列表和地图视图间进行切换

View your items on map



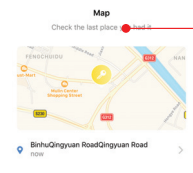
Press this button to switch between list & map view
点击此按钮在列表和地图视图间进行切换



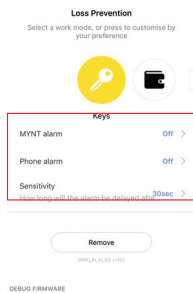
Press this button to make MYNT ES ringing to help you find it.
点击此按钮，让小觅ES蜂鸣，以帮助找到它



Smart tips, whis showing here according to the status to help you know what to do (how to use MYNT)
智能提示，这里会根据当前的场景，自动提示用户如何操作。



Press the map to enter map view to check the last place you had it. If it is out of Bluetooth range.
点击地图进入地图视频，可查看遗失/遗忘位置



Customization settings.
自定义设置

FCC Compliance Statement

Any Changes or modifications not expressly approved by the party responsible for compliance could void the user's authority to operate the equipment.

This device complies with part 15 of the FCC Rules. Operation is subject to the following two conditions: (1) This device may not cause harmful interference, and (2) this device must accept any interference received, including interference that may cause undesired operation.

RF exposure statement:

This equipment complies with FCC radiation exposure limits set forth for an uncontrolled environment .The device has been evaluated to meet general RF exposure requirement. The device can be used in portable exposure condition without restriction.