

<i>User Manual</i>	Document ID: WC5
--------------------	---------------------

# Wireless Phone Charger

## Product Description

### (WC5)

Version:	Record:	Date:	Prepare:
A1	Initial Release	21.03.2023	Hua Jiang

**Content**

**1    Product Introduction..... 3**

**1.1    Product Introduction ..... 3**

**1.2    Mechanical Design ..... 4**

        1.2.1    Product 3D View..... 4

        1.2.2    Product 3D Exploded View..... 4

        1.2.3    Dimension 2D View..... 5

**1.3    Product Technial Parameters ..... 6**

**2    Safety Instructions..... 6**

## 1 Product Introduction

### 1.1 Product Introduction



Chart 1-1 Logic Diagram

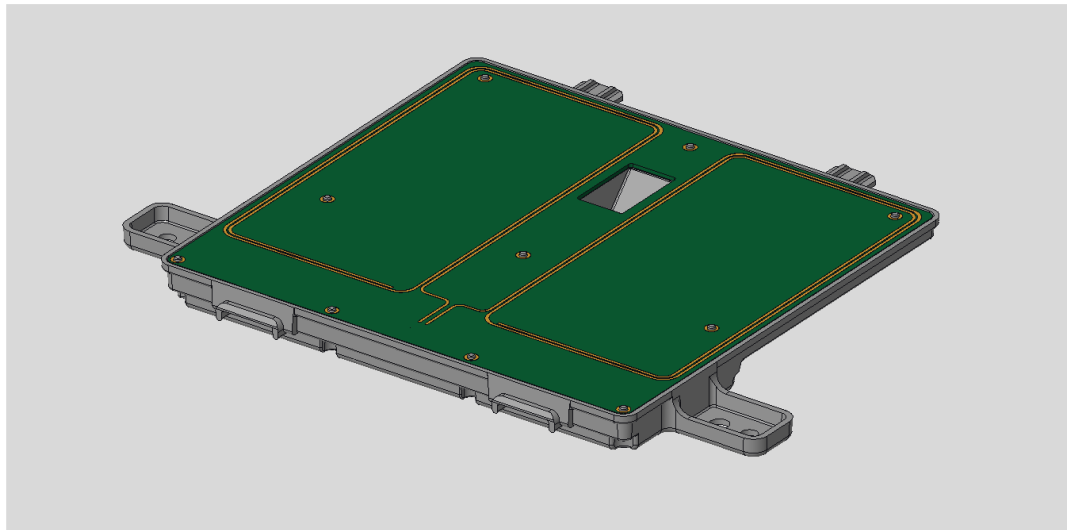


Chart 1-2 Charging Location View

The wireless phone charger can charge your Qi-enabled smartphone at up to 15W of power. Just simply place your smartphone on the charger. The wireless phone charger supports up to two phones at once, charging side by side.

**NOTE:** The wireless charger may not work if your phone case is metal. Take the phone out of the case and place the phone on the charger.

## **1.2 Mechanical Design**

### **1.2.1 Product 3D View**

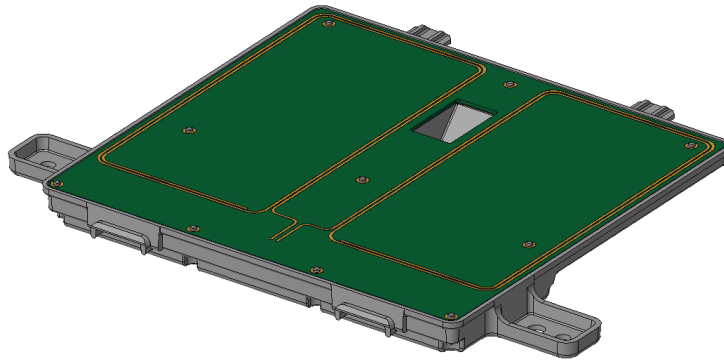


Chart 1-3 3D view

### **1.2.2 Product 3D Exploded View**

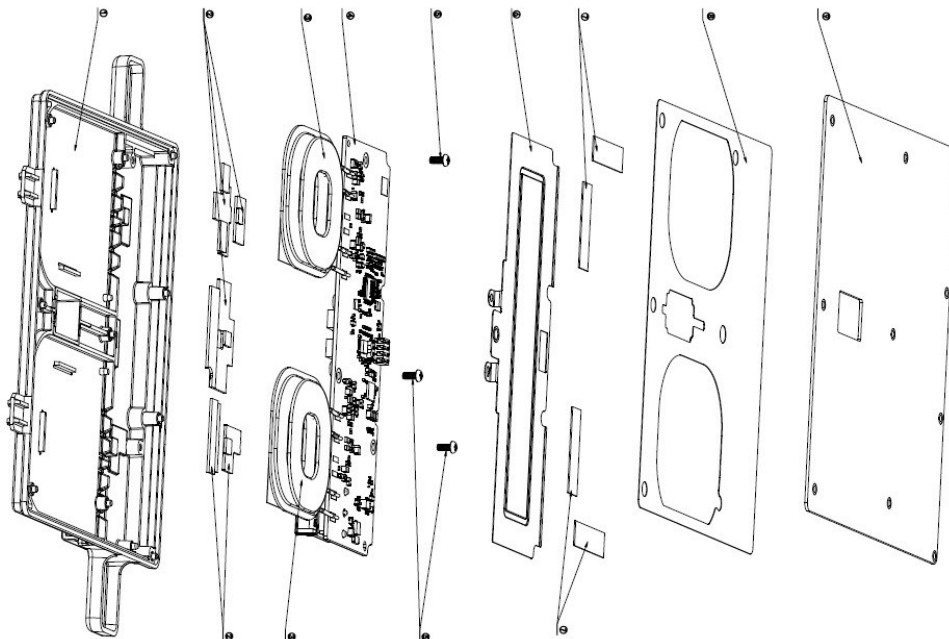


Chart 1-4 3D Exploded View

## 1.2.3 Dimension 2D View

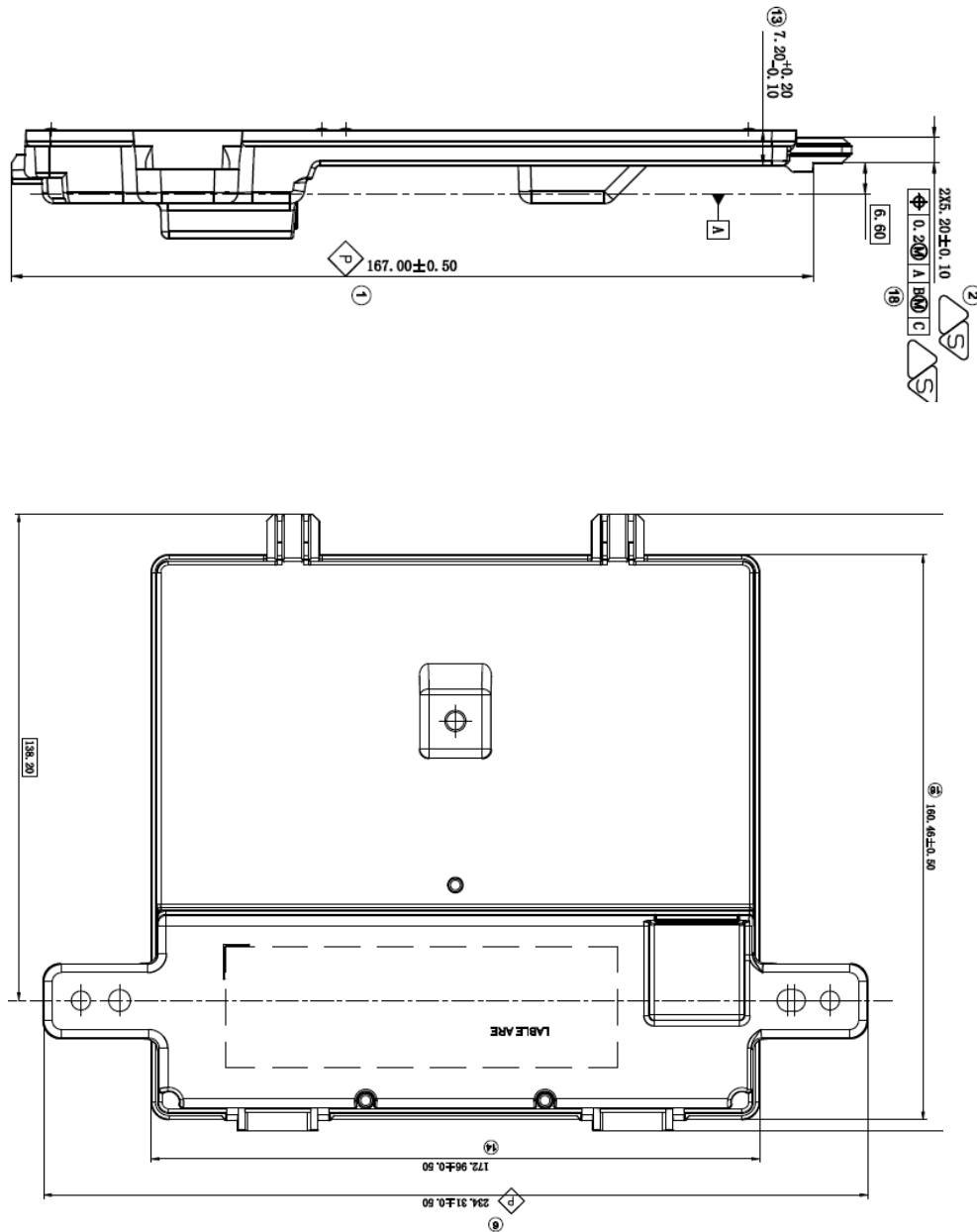


Chart 1-5 2D View

### 1.3 Product Technial Parameters

Electrical Specification	Parameters:	Range:
Output Power	Max. Output	15W*2
Temperature Range	Operating Temperature	-40°C~85°C
	Storage Temperature	-40°C~105°C
Input Parameter	Voltage/Current	13.5V @ 4A
Charging Efficiency	Rx Output Power VS Tx Input Power	Coil Center:>70%
Charging operating Frequency	/	122.72~132.72kHz
NFC operating Frequency	/	13.56MHz

Chart 1-6 technical parameters

## 2 Safety Instructions

- Before using and operating the equipment, please read and observe the following precautions.
- This product meets the technical standards of short distance micro power class an equipment and relevant specifications.
- It is not allowed to disassemble the equipment, change the internal structure, antenna, etc. to avoid danger.
- In places where the use of wireless devices is prohibited according to laws and regulations, such as in-flight, medical and other places, please comply with the relevant regulations and requirements, stop using or turn off the devices. The use of micro power equipment in relevant electromagnetic environmental protection areas shall comply with the requirements of electromagnetic environmental protection and relevant industry authorities.
- The radio waves generated by devices may affect implantable medical devices, such as pacemakers, cochlear implants, hearing aids, etc. When using the wireless charging device, please keep a distance of at least 30 cm from the implanted medical device.

This product has passed the Qi certification of WPC, and can charge the products that also pass the certification of WPC. Please don't charge the wireless charging equipment that doesn't meet the requirements of Qi, and don't use unauthorized or incompatible power supply, charger, battery, etc. to power the equipment, which may cause fire or other hazards.

## FCC IC statement

This device complies with Part 15 of the FCC Rules and Industry Canada's license- exempt RSS Standard(s). Operation is subject to the following two conditions:

- (1) This device may not cause harmful interference. And
- (2) This device must accept any Interference received, including interference that may cause undesired operation.

This equipment has been tested and found to comply with the limits for a Class B digital device, pursuant to Part 15 of the FCC Rules. These limits are designed to provide reasonable protection against harmful interference in a residential installation. This equipment generates, uses and can radiate radio frequency energy and, if not installed and used in accordance with the instructions, may cause harmful interference to radio communications.

However, there is no guarantee that interference will not occur in a particular installation.

- If this equipment does cause harmful interference to radio or television reception, which can be determined by turning the equipment off and on, the user is encouraged to try to correct the interference by one or more of the following measures:

- Reorient or relocate the receiving antenna.
- Increase the separation between the equipment and receiver.
- Connect the equipment into an outlet on a circuit different from that to which the receiver is connected.
- Consult the dealer or an experienced radio/TV technician for help.

## Radiation Exposure Statement:

This equipment complies with IC radiation exposure limits set forth for an uncontrolled environment. This equipment should be installed and operated with minimum distance 20cm between the radiator & your body.

This equipment complies with FCC radiation exposure limits set forth for an uncontrolled environment.

This equipment must be installed and operated in accordance with provided instructions and the antenna(s) used for this transmitter must be installed to provide a separation distance of at least 20 cm from all persons and must not be co-located or operating in conjunction with any other antenna or transmitter.

## Déclaration d'exposition aux radiations:


Cet équipement est conforme aux limites d'exposition aux rayonnements IC établies pour un environnement non contrôlé. Cet équipement doit être installé et utilisé avec un minimum de 20cm de distance entre la source de rayonnement et votre corps.

This device complies with Industry Canada licence-exempt RSS standard(s).

Operation is subject to the following two conditions: (1) this device may not cause interference, and (2) this device must accept any interference, including interference that may cause undesired operation of the device.

Le présent appareil est conforme aux CNR d'Industrie Canada applicables aux appareils radio exempts de licence. L'exploitation est autorisée aux deux conditions suivantes: (1) l'appareil ne doit pas produire de brouillage, et (2) l'utilisateur de l'appareil doit accepter tout brouillage radioélectrique subi, même si le brouillage est susceptible d'en compromettre le fonctionnement



	DE	IE	DK	FI	NO	SE	IS	EE	LV	MC
	BE	NL	LU	AT	CH	FL	IT	SM	HR	CS
	ES	PT	TUR	GR	AD	IC	CY	MT	FR	
	SI	CZ	PL	HU	BG	RO	SK	BA	LT	

The users manual or instruction manual for an intentional or unintentional radiator shall caution the user that changes or modifications not expressly approved by the party responsible for compliance could void the user's authority to operate the equipment.