



## SAR REFERENCE DIPOLE CALIBRATION REPORT

Ref: ACR.287.8.14.SATU.A

|               | Name          | Function        | Date       | Signature            |
|---------------|---------------|-----------------|------------|----------------------|
| Prepared by : | Jérôme LUC    | Product Manager | 10/14/2014 | <i>JS</i>            |
| Checked by :  | Jérôme LUC    | Product Manager | 10/14/2014 | <i>JS</i>            |
| Approved by : | Kim RUTKOWSKI | Quality Manager | 10/14/2014 | <i>Kim Rutkowski</i> |

|                | Customer Name   |
|----------------|---|
| Distribution : | Shenzhen LCS<br>Compliance Testing<br>Laboratory Ltd. |

| Issue | Date       | Modifications   |
|-------|------------|-----------------|
| A     | 10/14/2014 | Initial release |
|       |            |                 |
|       |            |                 |
|       |            |                 |

Page: 2/11

This document shall not be reproduced, except in full or in part, without the written approval of SATIMO.  
The information contained herein is to be used only for the purpose for which it is submitted and is not to  
be released in whole or part without written approval of SATIMO.



## SAR REFERENCE DIPOLE CALIBRATION REPORT

Ref: ACR.287.8.14.SATU.A

## TABLE OF CONTENTS

|     |   |    |
|-----|---|----|
| 1   | Introduction.....                             | 4  |
| 2   | Device Under Test .....                       | 4  |
| 3   | Product Description .....                     | 4  |
| 3.1 | General Information .....                     | 4  |
| 4   | Measurement Method .....                      | 5  |
| 4.1 | Return Loss Requirements .....                | 5  |
| 4.2 | Mechanical Requirements .....                 | 5  |
| 5   | Measurement Uncertainty .....                 | 5  |
| 5.1 | Return Loss .....                             | 5  |
| 5.2 | Dimension Measurement .....                   | 5  |
| 5.3 | Validation Measurement .....                  | 5  |
| 6   | Calibration Measurement Results .....         | 6  |
| 6.1 | Return Loss and Impedance .....               | 6  |
| 6.2 | Mechanical Dimensions .....                   | 6  |
| 7   | Validation measurement .....                  | 7  |
| 7.1 | Head Liquid Measurement .....                 | 7  |
| 7.2 | SAR Measurement Result With Head Liquid ..... | 7  |
| 7.3 | Body Liquid Measurement .....                 | 9  |
| 7.4 | SAR Measurement Result With Body Liquid ..... | 9  |
| 8   | List of Equipment .....                       | 11 |

Page: 3/11

*This document shall not be reproduced, except in full or in part, without the written approval of SATIMO.  
The information contained herein is to be used only for the purpose for which it is submitted and is not to  
be released in whole or part without written approval of SATIMO.*



## SAR REFERENCE DIPOLE CALIBRATION REPORT

Ref: ACR.287.8.14.SATU.A

## 1 INTRODUCTION

This document contains a summary of the requirements set forth by the IEEE 1528, OET 65 Bulletin C and CEI/IEC 62209 standards for reference dipoles used for SAR measurement system validations and the measurements that were performed to verify that the product complies with the fore mentioned standards.

## 2 DEVICE UNDER TEST

| Device Under Test              |                                   |
|--------------------------------|-----------------------------------|
| Device Type                    | COMOSAR 2450 MHz REFERENCE DIPOLE |
| Manufacturer                   | Satimo                            |
| Model                          | SID2450                           |
| Serial Number                  | SN 07/14 DIP 2G450-306            |
| Product Condition (new / used) | New                               |

A yearly calibration interval is recommended.

## 3 PRODUCT DESCRIPTION

### 3.1 GENERAL INFORMATION

Satimo's COMOSAR Validation Dipoles are built in accordance to the IEEE 1528, OET 65 Bulletin C and CEI/IEC 62209 standards. The product is designed for use with the COMOSAR test bench only.



Figure 1 – Satimo COMOSAR Validation Dipole

Page: 4/11

*This document shall not be reproduced, except in full or in part, without the written approval of SATIMO.  
The information contained herein is to be used only for the purpose for which it is submitted and is not to be released in whole or part without written approval of SATIMO.*



## SAR REFERENCE DIPOLE CALIBRATION REPORT

Ref: ACR.287.8.14.SATU.A

#### 4 MEASUREMENT METHOD

The IEEE 1528, OET 65 Bulletin C and CEI/IEC 62209 standards provide requirements for reference dipoles used for system validation measurements. The following measurements were performed to verify that the product complies with the fore mentioned standards.

##### 4.1 RETURN LOSS REQUIREMENTS

The dipole used for SAR system validation measurements and checks must have a return loss of -20 dB or better. The return loss measurement shall be performed against a liquid filled flat phantom, with the phantom constructed as outlined in the fore mentioned standards.

##### 4.2 MECHANICAL REQUIREMENTS

The IEEE Std. 1528 and CEI/IEC 62209 standards specify the mechanical components and dimensions of the validation dipoles, with the dimensions frequency and phantom shell thickness dependent. The COMOSAR test bench employs a 2 mm phantom shell thickness therefore the dipoles sold for use with the COMOSAR test bench comply with the requirements set forth for a 2 mm phantom shell thickness.

#### 5 MEASUREMENT UNCERTAINTY

All uncertainties listed below represent an expanded uncertainty expressed at approximately the 95% confidence level using a coverage factor of  $k=2$ , traceable to the Internationally Accepted Guides to Measurement Uncertainty.

##### 5.1 RETURN LOSS

The following uncertainties apply to the return loss measurement:

| Frequency band | Expanded Uncertainty on Return Loss |
|----------------|-------------------------------------|
| 400-6000MHz    | 0.1 dB                              |

##### 5.2 DIMENSION MEASUREMENT

The following uncertainties apply to the dimension measurements:

| Length (mm) | Expanded Uncertainty on Length |
|-------------|--------------------------------|
| 3 - 300     | 0.05 mm                        |

##### 5.3 VALIDATION MEASUREMENT

The guidelines outlined in the IEEE 1528, OET 65 Bulletin C, CENELEC EN50361 and CEI/IEC 62209 standards were followed to generate the measurement uncertainty for validation measurements.

| Scan Volume | Expanded Uncertainty |
|-------------|----------------------|
| 1 g         | 20.3 %               |
| 10 g        | 20.1 %               |

Page: 5/11

*This document shall not be reproduced, except in full or in part, without the written approval of SATIMO.  
The information contained herein is to be used only for the purpose for which it is submitted and is not to be released in whole or part without written approval of SATIMO.*



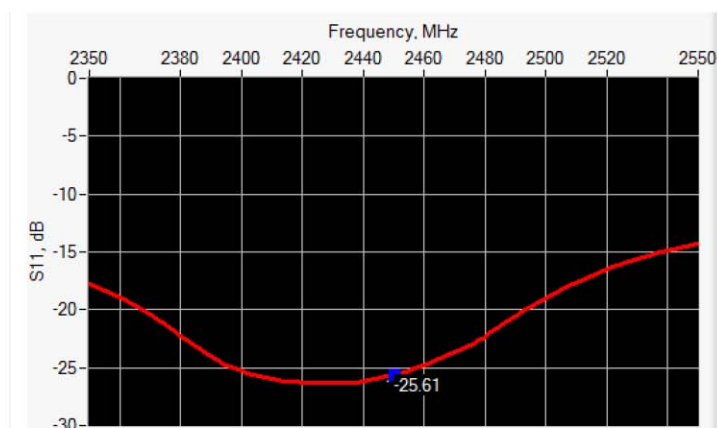


## SAR REFERENCE DIPOLE CALIBRATION REPORT

Ref: ACR.287.8.14.SATU.A

## 6 CALIBRATION MEASUREMENT RESULTS

### 6.1 RETURN LOSS AND IMPEDANCE



| Frequency (MHz) | Return Loss (dB) | Requirement (dB) | Impedance                      |
|-----------------|------------------|------------------|--------------------------------|
| 2450            | -25.61           | -20              | 44.9 $\Omega$ - 0.9 j $\Omega$ |

### 6.2 MECHANICAL DIMENSIONS

| Frequency MHz | L mm             |          | h mm             |          | d mm            |          |
|---------------|------------------|----------|------------------|----------|-----------------|----------|
|               | required         | measured | required         | measured | required        | measured |
| 300           | 420.0 $\pm$ 1 %. |          | 250.0 $\pm$ 1 %. |          | 6.35 $\pm$ 1 %. |          |
| 450           | 290.0 $\pm$ 1 %. |          | 166.7 $\pm$ 1 %. |          | 6.35 $\pm$ 1 %. |          |
| 750           | 176.0 $\pm$ 1 %. |          | 100.0 $\pm$ 1 %. |          | 6.35 $\pm$ 1 %. |          |
| 835           | 161.0 $\pm$ 1 %. |          | 89.8 $\pm$ 1 %.  |          | 3.6 $\pm$ 1 %.  |          |
| 900           | 149.0 $\pm$ 1 %. |          | 83.3 $\pm$ 1 %.  |          | 3.6 $\pm$ 1 %.  |          |
| 1450          | 89.1 $\pm$ 1 %.  |          | 51.7 $\pm$ 1 %.  |          | 3.6 $\pm$ 1 %.  |          |
| 1500          | 80.5 $\pm$ 1 %.  |          | 50.0 $\pm$ 1 %.  |          | 3.6 $\pm$ 1 %.  |          |
| 1640          | 79.0 $\pm$ 1 %.  |          | 45.7 $\pm$ 1 %.  |          | 3.6 $\pm$ 1 %.  |          |
| 1750          | 75.2 $\pm$ 1 %.  |          | 42.9 $\pm$ 1 %.  |          | 3.6 $\pm$ 1 %.  |          |
| 1800          | 72.0 $\pm$ 1 %.  |          | 41.7 $\pm$ 1 %.  |          | 3.6 $\pm$ 1 %.  |          |
| 1900          | 68.0 $\pm$ 1 %.  |          | 39.5 $\pm$ 1 %.  |          | 3.6 $\pm$ 1 %.  |          |
| 1950          | 66.3 $\pm$ 1 %.  |          | 38.5 $\pm$ 1 %.  |          | 3.6 $\pm$ 1 %.  |          |
| 2000          | 64.5 $\pm$ 1 %.  |          | 37.5 $\pm$ 1 %.  |          | 3.6 $\pm$ 1 %.  |          |
| 2100          | 61.0 $\pm$ 1 %.  |          | 35.7 $\pm$ 1 %.  |          | 3.6 $\pm$ 1 %.  |          |
| 2300          | 55.5 $\pm$ 1 %.  |          | 32.6 $\pm$ 1 %.  |          | 3.6 $\pm$ 1 %.  |          |
| 2450          | 51.5 $\pm$ 1 %.  | PASS     | 30.4 $\pm$ 1 %.  | PASS     | 3.6 $\pm$ 1 %.  | PASS     |
| 2600          | 48.5 $\pm$ 1 %.  |          | 28.8 $\pm$ 1 %.  |          | 3.6 $\pm$ 1 %.  |          |
| 3000          | 41.5 $\pm$ 1 %.  |          | 25.0 $\pm$ 1 %.  |          | 3.6 $\pm$ 1 %.  |          |
| 3500          | 37.0 $\pm$ 1 %.  |          | 26.4 $\pm$ 1 %.  |          | 3.6 $\pm$ 1 %.  |          |
| 3700          | 34.7 $\pm$ 1 %.  |          | 26.4 $\pm$ 1 %.  |          | 3.6 $\pm$ 1 %.  |          |

Page: 6/11

This document shall not be reproduced, except in full or in part, without the written approval of SATIMO.  
The information contained herein is to be used only for the purpose for which it is submitted and is not to be released in whole or part without written approval of SATIMO.



## SAR REFERENCE DIPOLE CALIBRATION REPORT

Ref: ACR.287.8.14.SATU.A

## 7 VALIDATION MEASUREMENT

The IEEE Std. 1528, OET 65 Bulletin C and CEI/IEC 62209 standards state that the system validation measurements must be performed using a reference dipole meeting the fore mentioned return loss and mechanical dimension requirements. The validation measurement must be performed against a liquid filled flat phantom, with the phantom constructed as outlined in the fore mentioned standards. Per the standards, the dipole shall be positioned below the bottom of the phantom, with the dipole length centered and parallel to the longest dimension of the flat phantom, with the top surface of the dipole at the described distance from the bottom surface of the phantom.

### 7.1 HEAD LIQUID MEASUREMENT

| Frequency<br>MHz | Relative permittivity ( $\epsilon_r'$ ) |          | Conductivity ( $\sigma$ ) S/m |          |
|------------------|---|----------|-------------------------------|----------|
|                  | required                                | measured | required                      | measured |
| 300              | 45.3 $\pm$ 5 %                          |          | 0.87 $\pm$ 5 %                |          |
| 450              | 43.5 $\pm$ 5 %                          |          | 0.87 $\pm$ 5 %                |          |
| 750              | 41.9 $\pm$ 5 %                          |          | 0.89 $\pm$ 5 %                |          |
| 835              | 41.5 $\pm$ 5 %                          |          | 0.90 $\pm$ 5 %                |          |
| 900              | 41.5 $\pm$ 5 %                          |          | 0.97 $\pm$ 5 %                |          |
| 1450             | 40.5 $\pm$ 5 %                          |          | 1.20 $\pm$ 5 %                |          |
| 1500             | 40.4 $\pm$ 5 %                          |          | 1.23 $\pm$ 5 %                |          |
| 1640             | 40.2 $\pm$ 5 %                          |          | 1.31 $\pm$ 5 %                |          |
| 1750             | 40.1 $\pm$ 5 %                          |          | 1.37 $\pm$ 5 %                |          |
| 1800             | 40.0 $\pm$ 5 %                          |          | 1.40 $\pm$ 5 %                |          |
| 1900             | 40.0 $\pm$ 5 %                          |          | 1.40 $\pm$ 5 %                |          |
| 1950             | 40.0 $\pm$ 5 %                          |          | 1.40 $\pm$ 5 %                |          |
| 2000             | 40.0 $\pm$ 5 %                          |          | 1.40 $\pm$ 5 %                |          |
| 2100             | 39.8 $\pm$ 5 %                          |          | 1.49 $\pm$ 5 %                |          |
| 2300             | 39.5 $\pm$ 5 %                          |          | 1.67 $\pm$ 5 %                |          |
| 2450             | 39.2 $\pm$ 5 %                          | PASS     | 1.80 $\pm$ 5 %                | PASS     |
| 2600             | 39.0 $\pm$ 5 %                          |          | 1.96 $\pm$ 5 %                |          |
| 3000             | 38.5 $\pm$ 5 %                          |          | 2.40 $\pm$ 5 %                |          |
| 3500             | 37.9 $\pm$ 5 %                          |          | 2.91 $\pm$ 5 %                |          |

### 7.2 SAR MEASUREMENT RESULT WITH HEAD LIQUID

The IEEE Std. 1528 and CEI/IEC 62209 standards state that the system validation measurements should produce the SAR values shown below (for phantom thickness of 2 mm), within the uncertainty for the system validation. All SAR values are normalized to 1 W forward power. In bracket, the measured SAR is given with the used input power.

|   |  |
|---|--|
| Software                                  | OPENSAR V4   |
| Phantom                                   | SN 20/09 SAM71   |
| Probe                                     | SN 18/11 EPG122  |
| Liquid                                    | Head Liquid Values: $\epsilon_r'$ : 39.0 $\sigma$ : 1.77 |
| Distance between dipole center and liquid | 10.0 mm  |
| Area scan resolution                      | dx=8mm/dy=8mm  |

Page: 7/11

*This document shall not be reproduced, except in full or in part, without the written approval of SATIMO.  
The information contained herein is to be used only for the purpose for which it is submitted and is not to be released in whole or part without written approval of SATIMO.*

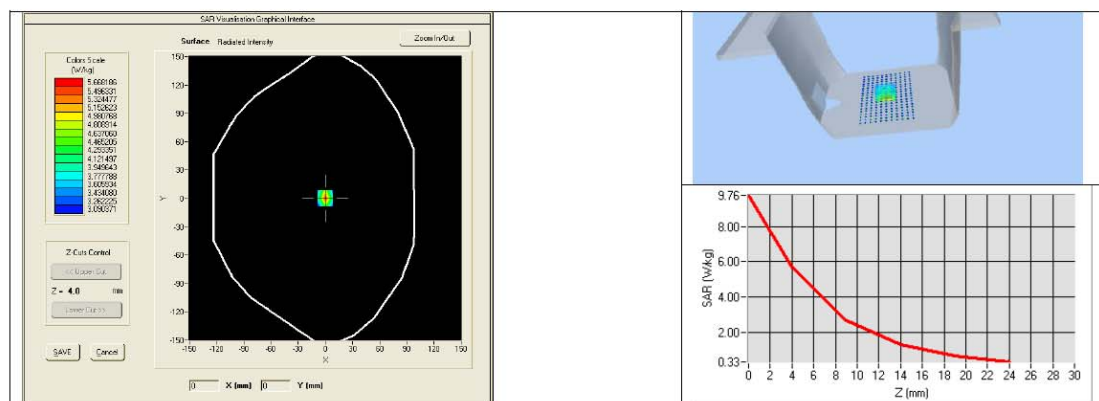


## SAR REFERENCE DIPOLE CALIBRATION REPORT

Ref: ACR.287.8.14.SATU.A

|                      |                     |
|----------------------|---------------------|
| Zoon Scan Resolution | dx=8mm/dy=8m/dz=5mm |
| Frequency            | 2450 MHz            |
| Input power          | 20 dBm              |
| Liquid Temperature   | 21 °C               |
| Lab Temperature      | 21 °C               |
| Lab Humidity         | 45 %                |

| Frequency<br>MHz | 1 g SAR (W/kg/W) |              | 10 g SAR (W/kg/W) |              |
|------------------|------------------|--------------|-------------------|--------------|
|                  | required         | measured     | required          | measured     |
| 300              | 2.85             |              | 1.94              |              |
| 450              | 4.58             |              | 3.06              |              |
| 750              | 8.49             |              | 5.55              |              |
| 835              | 9.56             |              | 6.22              |              |
| 900              | 10.9             |              | 6.99              |              |
| 1450             | 29               |              | 16                |              |
| 1500             | 30.5             |              | 16.8              |              |
| 1640             | 34.2             |              | 18.4              |              |
| 1750             | 36.4             |              | 19.3              |              |
| 1800             | 38.4             |              | 20.1              |              |
| 1900             | 39.7             |              | 20.5              |              |
| 1950             | 40.5             |              | 20.9              |              |
| 2000             | 41.1             |              | 21.1              |              |
| 2100             | 43.6             |              | 21.9              |              |
| 2300             | 48.7             |              | 23.3              |              |
| 2450             | 52.4             | 53.89 (5.39) | 24                | 24.15 (2.42) |
| 2600             | 55.3             |              | 24.6              |              |
| 3000             | 63.8             |              | 25.7              |              |
| 3500             | 67.1             |              | 25                |              |



Page: 8/11

This document shall not be reproduced, except in full or in part, without the written approval of SATIMO.  
The information contained herein is to be used only for the purpose for which it is submitted and is not to be released in whole or part without written approval of SATIMO.





## SAR REFERENCE DIPOLE CALIBRATION REPORT

Ref: ACR.287.8.14.SATU.A

## 7.3 BODY LIQUID MEASUREMENT

| Frequency<br>MHz | Relative permittivity ( $\epsilon_r'$ ) |          | Conductivity ( $\sigma$ ) S/m |          |
|------------------|---|----------|-------------------------------|----------|
|                  | required                                | measured | required                      | measured |
| 150              | 61.9 $\pm$ 5 %                          |          | 0.80 $\pm$ 5 %                |          |
| 300              | 58.2 $\pm$ 5 %                          |          | 0.92 $\pm$ 5 %                |          |
| 450              | 56.7 $\pm$ 5 %                          |          | 0.94 $\pm$ 5 %                |          |
| 750              | 55.5 $\pm$ 5 %                          |          | 0.96 $\pm$ 5 %                |          |
| 835              | 55.2 $\pm$ 5 %                          |          | 0.97 $\pm$ 5 %                |          |
| 900              | 55.0 $\pm$ 5 %                          |          | 1.05 $\pm$ 5 %                |          |
| 915              | 55.0 $\pm$ 5 %                          |          | 1.06 $\pm$ 5 %                |          |
| 1450             | 54.0 $\pm$ 5 %                          |          | 1.30 $\pm$ 5 %                |          |
| 1610             | 53.8 $\pm$ 5 %                          |          | 1.40 $\pm$ 5 %                |          |
| 1800             | 53.3 $\pm$ 5 %                          |          | 1.52 $\pm$ 5 %                |          |
| 1900             | 53.3 $\pm$ 5 %                          |          | 1.52 $\pm$ 5 %                |          |
| 2000             | 53.3 $\pm$ 5 %                          |          | 1.52 $\pm$ 5 %                |          |
| 2100             | 53.2 $\pm$ 5 %                          |          | 1.62 $\pm$ 5 %                |          |
| 2450             | 52.7 $\pm$ 5 %                          | PASS     | 1.95 $\pm$ 5 %                | PASS     |
| 2600             | 52.5 $\pm$ 5 %                          |          | 2.16 $\pm$ 5 %                |          |
| 3000             | 52.0 $\pm$ 5 %                          |          | 2.73 $\pm$ 5 %                |          |
| 3500             | 51.3 $\pm$ 5 %                          |          | 3.31 $\pm$ 5 %                |          |
| 5200             | 49.0 $\pm$ 10 %                         |          | 5.30 $\pm$ 10 %               |          |
| 5300             | 48.9 $\pm$ 10 %                         |          | 5.42 $\pm$ 10 %               |          |
| 5400             | 48.7 $\pm$ 10 %                         |          | 5.53 $\pm$ 10 %               |          |
| 5500             | 48.6 $\pm$ 10 %                         |          | 5.65 $\pm$ 10 %               |          |
| 5600             | 48.5 $\pm$ 10 %                         |          | 5.77 $\pm$ 10 %               |          |
| 5800             | 48.2 $\pm$ 10 %                         |          | 6.00 $\pm$ 10 %               |          |

## 7.4 SAR MEASUREMENT RESULT WITH BODY LIQUID

|   |   |
|---|---|
| Software                                  | OPENSAR V4  |
| Phantom                                   | SN 20/09 SAM71  |
| Probe                                     | SN 18/11 EPG122                                       |
| Liquid                                    | Body Liquid Values: $\epsilon_r'$ : 53.0 sigma : 1.93 |
| Distance between dipole center and liquid | 10.0 mm   |
| Area scan resolution                      | dx=8mm/dy=8mm   |
| Zoon Scan Resolution                      | dx=8mm/dy=8m/dz=5mm                                   |
| Frequency                                 | 2450 MHz  |
| Input power                               | 20 dBm  |
| Liquid Temperature                        | 21 °C   |
| Lab Temperature                           | 21 °C   |
| Lab Humidity                              | 45 %  |

Page: 9/11

This document shall not be reproduced, except in full or in part, without the written approval of SATIMO.  
The information contained herein is to be used only for the purpose for which it is submitted and is not to be released in whole or part without written approval of SATIMO.

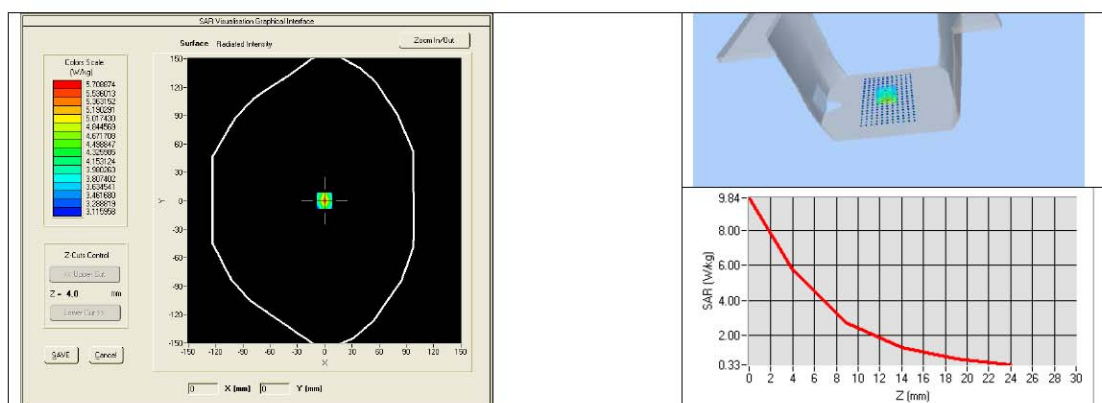




## SAR REFERENCE DIPOLE CALIBRATION REPORT

Ref: ACR.287.8.14.SATU.A

| Frequency<br>MHz | 1 g SAR (W/kg/W) | 10 g SAR (W/kg/W) |
|------------------|------------------|-------------------|
|                  | measured         | measured          |
| 2450             | 54.65 (5.46)     | 24.58 (2.46)      |



Page: 10/11

This document shall not be reproduced, except in full or in part, without the written approval of SATIMO.  
The information contained herein is to be used only for the purpose for which it is submitted and is not to be released in whole or part without written approval of SATIMO.



## SAR REFERENCE DIPOLE CALIBRATION REPORT

Ref: ACR.287.8.14.SATU.A

## 8 LIST OF EQUIPMENT

| Equipment Summary Sheet         |                      |                    |   |   |
|---------------------------------|----------------------|--------------------|---|---|
| Equipment Description           | Manufacturer / Model | Identification No. | Current Calibration Date                      | Next Calibration Date                         |
| SAM Phantom                     | Satimo               | SN-20/09-SAM71     | Validated. No cal required.                   | Validated. No cal required.                   |
| COMOSAR Test Bench              | Version 3            | NA                 | Validated. No cal required.                   | Validated. No cal required.                   |
| Network Analyzer                | Rhode & Schwarz ZVA  | SN100132           | 02/2013                                       | 02/2016                                       |
| Calipers                        | Carrera              | CALIPER-01         | 12/2013                                       | 12/2016                                       |
| Reference Probe                 | Satimo               | EPG122 SN 18/11    | 10/2013                                       | 10/2014                                       |
| Multimeter                      | Keithley 2000        | 1188656            | 12/2013                                       | 12/2016                                       |
| Signal Generator                | Agilent E4438C       | MY49070581         | 12/2013                                       | 12/2016                                       |
| Amplifier                       | Aethercomm           | SN 046             | Characterized prior to test. No cal required. | Characterized prior to test. No cal required. |
| Power Meter                     | HP E4418A            | US38261498         | 12/2013                                       | 12/2016                                       |
| Power Sensor                    | HP ECP-E26A          | US37181460         | 12/2013                                       | 12/2016                                       |
| Directional Coupler             | Narda 4216-20        | 01386              | Characterized prior to test. No cal required. | Characterized prior to test. No cal required. |
| Temperature and Humidity Sensor | Control Company      | 11-661-9           | 8/2012  | 8/2015  |

Page: 11/11


This document shall not be reproduced, except in full or in part, without the written approval of SATIMO.  
The information contained herein is to be used only for the purpose for which it is submitted and is not to be released in whole or part without written approval of SATIMO.

## 7. SAR System PHOTOGRAPHS



### DEPTH OF THE LIQUID IN THE PHANTOM—ZOOM IN


Note: The position used in the measurement were according to IEEE1528-2003






## 8. SETUP PHOTOGRAPHS

HeadSetup Photo(Left cheek)




Head Setup Photo(LeftTilt )






**Head Setup Photo(RightCheek )**




**Head Setup Photo(RightTilt )**




**15mm body-worn Front Side Setup Photo**




**15mm body-worn Back Side Setup Photo**



**10mm body-worn Back Side Setup Photo(Hotspot)**



**10mm body-worn Front Side Setup Photo(Hotspot)**





**10mm body-worn Left Side Setup Photo(Hotspot)**



**10mm body-worn Right Side Setup Photo(Hotspot)**







**10mm body-worn Top Side Setup Photo(Hotspot)**



**10mm body-worn Bottom Side Setup Photo(Hotspot)**



## 9. EUTPHOTOGRAPHS



.....The End of Test Report.....