

WHAT'S INCLUDED:

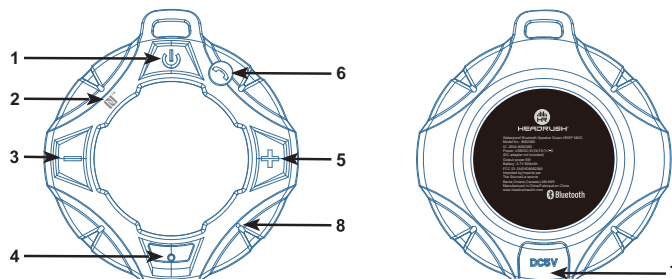
- Bluetooth® speaker
- USB to micro USB charging cable
- Carabiner
- User Manual

FEATURES:

1. Bluetooth® 2.1+EDR
2. Floating
3. Handsfree telephone calling
4. Stereo music
5. Operating distance up to 10m (33 ft.)
6. Operation time up to 6 hours (medium volume level, random music)
7. IPX 6 Water-Resistant feature

COMPONENT IDENTIFICATION

1. Power ON/OFF
2. NFC connection location
3. Previous song/Volume –
4. LED
5. Next song/Volume +
6. Handsfree
7. USB charging jack
8. Microphone




PRODUCT OVERVIEW

You can use this item with iPad®, iPhone®, iPod® and many types of smartphones to stream music, and enjoy handsfree calling. In order to get the best results when using this device, please read this manual first before using. This unit has IPX 6 rating: Protected against heavy seas – Water projected at all angles through a 12.5mm nozzle at a flow rate of 100 litres/min at a pressure of 100kN/m² for 3 minutes from a distance of 3 metres/10 feet. **Do not submerge in water.**

PAIRING

In order to pair your audio device to your Bluetooth® Speaker for the first time, follow the steps below:

- 1). Make sure your audio source is held within three meters of your speaker.
- 2). Press and hold the “” button on your speaker to power ON. The LED light will blink blue to indicate that you have entered pairing mode.
- 3). Go to the Bluetooth® Manager of your audio source. Please refer to the User's Manual of your audio source for more information.
- 4). Search Bluetooth® devices and select your speaker to start connecting. Look for name “HR Shock”.
- 5). Once paired, the blue LED light will be solid. You will hear a chime, and you can start listening to music.

Tip: The next time when you switch the speaker ON it will connect automatically as long as your Bluetooth® function is switched ON on your audio device.

When you disconnect the speaker while paired, the blue LED light will start to blink quickly, the speaker has entered into pairing mode. If there is no device paired within 10 minutes the speaker will turn OFF.




CHARGING

This speaker has a built-in rechargeable Li-Ion battery. Fully charge the speaker before first use. Charge the battery as follows:

1. Connect one end of the included USB charging cable to the charging port on your speaker. Then plug the other end of the USB charging cable into a suitable port on your computer or 5V/1A power adapter (sold separately).
2. The red LED light will turn ON. When the charge is complete the red LED light will turn OFF.
3. It will take 2 hours to fully charge the speaker by PC USB port.

HANDSFREE SPEAKERPHONE

When a smartphone is connected to your speaker follow the steps below to take calls handsfree.

1. Short press the “” button to pick up the call.
2. Short press the “” button again to hang up the call.
3. Press and hold the “” button for 2 seconds to reject the call.

TO PLAY MUSIC FROM YOUR PC OR LAPTOP

After pairing the device to your PC or laptop, right-click on the speaker icon on the lower right hand corner of the task bar, select “Playback devices”. Under the “Playback” tab, the paired device will show within the list. To connect it, click on the device to set it as the default device. The audio will start to play from the paired device.

UNDERSTANDING THE LED STATUS LIGHTS

- **When charging your speaker**
 - o Solid red LED=charging
 - o Red LED OFF=charging complete
- **When pairing your speaker to a Bluetooth® device**
 - o Quick blinking blue LED=Bluetooth® not connected, ready to pair
 - o Solid blue LED=Bluetooth® connected

TECHNICAL SPECIFICATIONS

Carrier Frequency : Bluetooth® 2.1+EDR
 Battery Capacity : 3.7V, 600mAh
 Frequency Response: 20Hz-20KHz
 Operation Distance: Up to 10 metres/33 feet
 Output Power: 5W (Max)
 Impedance: 4 Ohms

NOTE: This speaker is in compliance with the specified Bluetooth® version. It does not guarantee compatibility with all the functions on every Bluetooth® enabled device. Please check your mobile phone's user manual for compatibility and functionality.

TROUBLESHOOTING

| Problem | Solution |
|--|---|
| The speaker doesn't connect to audio device | Speaker needs to be connected/re-paired to audio device |
| A tone is heard every few seconds | Speaker needs to be charged |
| Bluetooth® connection distance cannot reach 9.75m (32 ft.) | Avoid operating the Bluetooth® speaker in areas of strong electromagnetic interference, such as near induction cookers, large power fans, motors etc. Move the speaker closer to audio device. Fully charge the speaker and try again. |
| The speaker will not power ON | Speaker needs to be charged |
| The speaker doesn't control track(s)/Volume | Speaker needs to be in Bluetooth® mode for full control |
| The speaker distorts at high volume | The device's volume needs to be lowered |

WARNING: Changes or modifications to this unit not expressly approved by the party responsible for compliance could void the user's authority to operate the equipment.

THE FCC WANTS YOU TO KNOW

This device complies with Part 15 of the FCC rules. Operation is subject to the following two conditions:

- (1) This device may not cause harmful interference and
- (2) this device must accept any interference received, including interference that might cause undesired operation.

Changes or modifications to this unit not expressly approved by the party responsible for compliance could void the user's authority to operate the equipment.

Industry Canada Notice

This device complies with Industry Canada's licence-exempt RSSs. Operation is subject to the following two conditions:

- (1) This device may not cause interference; and
 - (2) This device must accept any interference, including interference that may cause undesired operation of the device.
- Cet appareil est conforme aux CNR exemptés de licence d'Industrie Canada. Son fonctionnement est soumis aux deux conditions suivantes :
- (1) Ce dispositif ne peut causer d'interférence ; et
 - (2) Ce dispositif doit accepter toute interférence, y compris les interférences qui peuvent causer un mauvais fonctionnement de l'appareil.

This digital apparatus does not exceed the Class B limits for radio noise emissions from digital apparatus set out in the Radio Interference Regulations of Industry Canada.

IC :255A-8062380

THE SOURCE – WARRANTY

The Source warrants that this product will be free from defects in materials and workmanship for a period of 12 months from the date of purchase. Within this period, simply take the product and your proof of purchase to any The Source store or participating dealer and the product will be replaced (where available) without charge. Any product which has been subject to misuse or accidental damage is excluded from this warranty.

This warranty is only applicable to a product purchased through The Source company-owned stores or participating dealers in Canada where the warranty is included with the product. While this warranty does not confer any legal rights other than those set out above, you may have additional statutory rights which will vary under the laws of the various countries, states, provinces and other governmental entities in which The Source operates. This warranty is subject to all statutory rights you may have in Canada.

Imported by:
 The Source,
 Barrie, Ontario, Canada, L4M 4W5

Manufactured in China

www.headrushaudio.com



© 2016 The Source
 All rights reserved.