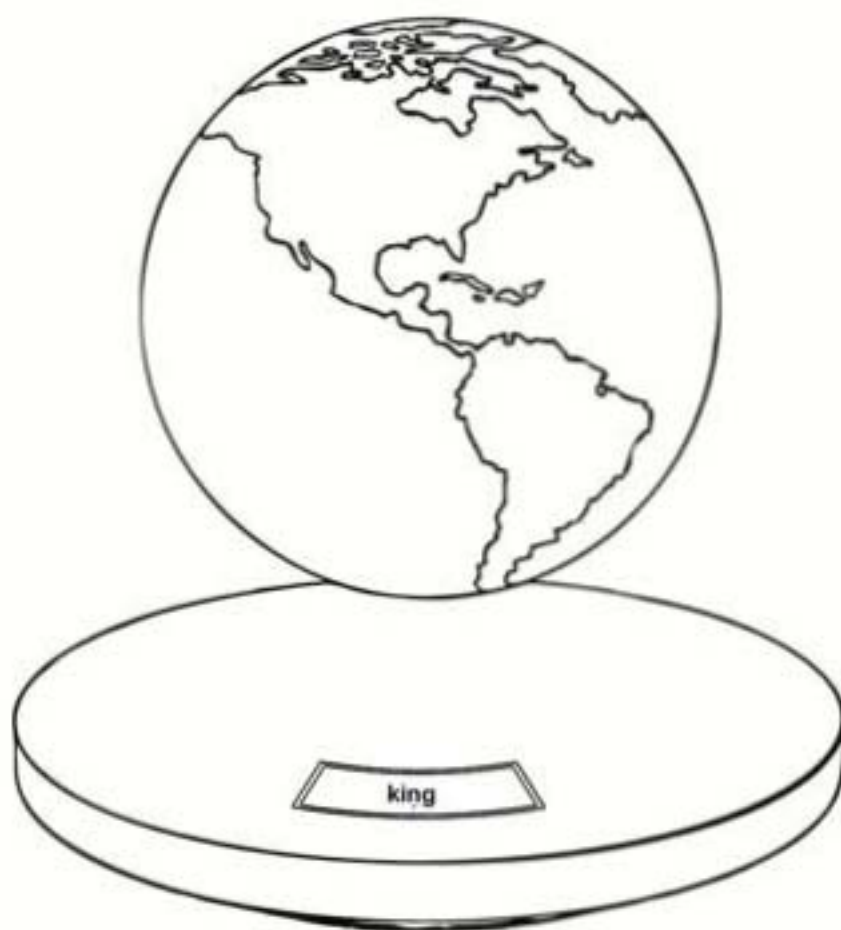


USER MANUAL
for
Earth maglev Bluetooth Speaker



King Tech Mould Co.,Ltd

Please read this instruction carefully and check all the accessories before using.

Caution:

1. Please read the instructions carefully and check the attachments of the products before use:
To make the product in suspension, first plug in the adapter and connect the power.
2. the primary user in placing the globe suspended in the process, because it is not correct to operate caused by globe cannot be immediately suspended, placed in the globe process can not be more than 5 minutes more than 5 minutes, try to put on please unplug the power rest 20 minutes then try again to put. (due to the overheating protection of the suspension system during placing, the surface of the base will be slightly hot and should be operated after cooling.)
3. do not privately disassemble or force the product, so as not to cause damage;
4. in suspension, please do not use magnetic products in the range of 10 centimeters, such as: iron spoon, Keys, magnets, etc..
5. in the suspension state, you can gently touch the globe, do not vigorously pull, beat.
6. unplug the power before you need to take the globe, so as not to cause damage. (this is due to the broken power supplyKeep the globe suspended and fall to the base)
7. No entry of this product in water or other liquids. 8. prohibit this product in hot and high temperature sources, such as: fire, heater and so on around the use and retention; 9. long-term use does not use, after the need to recharge the audio, to ensure that the sound has sufficient electricity.
10. if not used for a long time, should be placed in a cool and dry environment.
11. forbid to take off the earth, when the ball kick, please cherish our earth.

Operation instructions:

Display method 1:

Place the base on a solid, horizontal surface, connect the power, can put the globe.

When placing "earth", hold "earth" with your hands and let "earth" center line and center line be as correct as possible

From top to bottom, slowly, (about 1cm from the base plane) feel "earth"

The earth is suspended in the air and finished. feelingly

When the ball is deflected, the ball will always be drawn to the side, then it will be rearranged. (see figure 3)

- in the process of levitating the earth, the state of mind is better. Don't be afraid to let go

After that, it's much better.

Position method 2:

1. Place the ball cup on the saucer. (as shown in figure 4)

2.2. Hold the globe red ring with your hand and place the ball in the middle of the cup

Parallel, feel the globe is not offset, slowly release the hand. (see figure 5)

3. Gently pull the cup up vertically.

Turn on: turn the power switch on the "earth" equator to the right.

The green light flashes, indicating that it has been turned on and opened

Bluetooth device switches, using bluetooth devices to search for "Earth",

select pairs, and after successful connection, blue light

Flashing, and a beep of a sound, you can play music on the bluetooth device.

Shutdown: disconnect the bluetooth connection before shutdown, and transfer

the power switch on the "earth" equator to the left, the product
 The lights went out, indicating the shutdown. Remove the adapter and the base
 also power off.
 Volume control, use of the volume + or volume control on the playback device.
 When the earth is suspended in a flying saucer, the native wireless charge is in
 a continuous charging state, and the sound bottom of the stereo is turned on
 For flashing; - when the sound red light is long, it indicates that the charging
 state, when the red light goes out, means that the charge is completed.
 The earth can be separated and used alone. The acoustic bottom has magnetic force
 that can be adsorbed on magnetic objects.
 Reach the place, save the space also expressive artistic feeling, play music at
 any time.

Diagram of the speaker:

figure 1

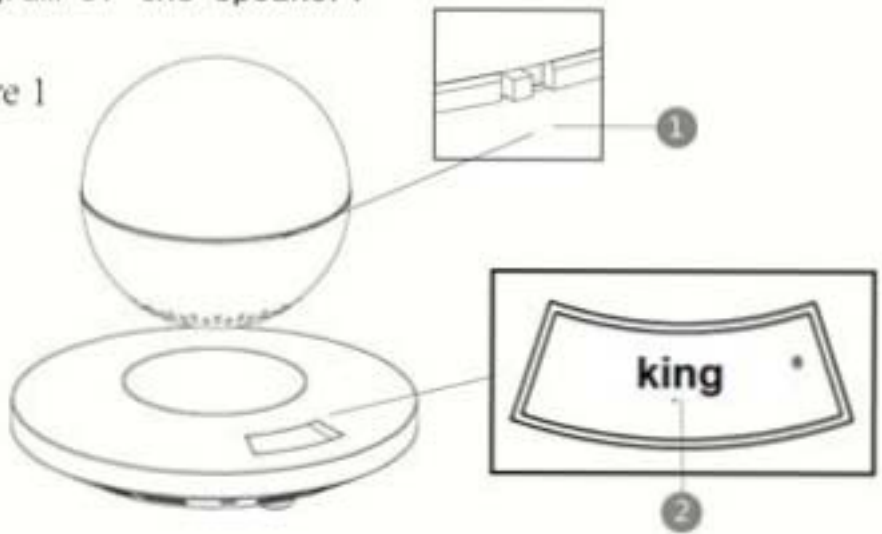
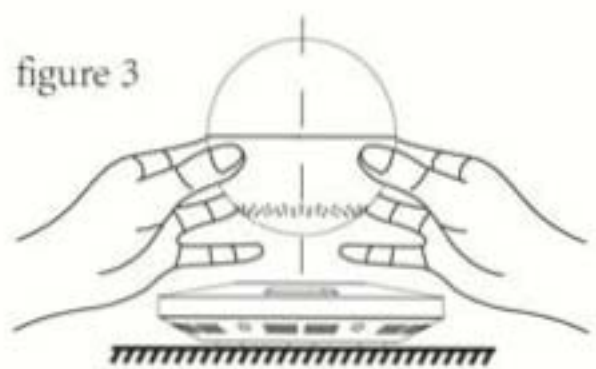


figure 2



figure 3



Audio illustration:

- 1, earth switch (left to the left, start on the right)
- 2, The trademark of king
- 3, DC power jack
- 4, the base USB output port (using USB can charge most digital products)

figure 4



figure 5



Product specification

Product Name: Earth - "Earth" speaker:

Product model: M2 - base

Pedestal size: Phi 160*36mm - adapter

"Earth" size: Phi 106mm - say book

Adapter voltage: 100-240V - maintenance card

50/60Hz base input: 12V/2A

Base output: 5V/2A

Wireless charging: 4.2V/180mA

Globe Weight: 230g

Net Weight: 0.9kg

packing accessories

one

one

one

one copy

one copy

FCC Statement

This equipment has been tested and found to comply with the limits for a Class B digital device, pursuant to Part 15 of the FCC Rules. These limits are designed to provide reasonable protection against harmful interference in a residential installation. This equipment generates uses and can radiate radio frequency energy and, if not installed and used in accordance with the instructions, may cause harmful interference to radio communications. However, there is no guarantee that interference will not occur in a particular installation. If this equipment does cause harmful interference to radio or television reception, which can be determined by turning the equipment off and on, the user is encouraged to try to correct the interference by one or more of the following measures:

- Reorient or relocate the receiving antenna.
- Increase the separation between the equipment and receiver.
- Connect the equipment into an outlet on a circuit different from that to which the receiver is connected.
- Consult the dealer or an experienced radio/TV technician for help.

This device complies with part 15 of the FCC Rules. Operation is subject to the following two conditions:(1) This device may not cause harmful interference, and (2) this device must accept any interference received, including interference that may cause undesired operation.

Changes or modifications not expressly approved by the party responsible for compliance could void the user's authority to operate the equipment.

This equipment complies with FCC radiation exposure limits set forth for an uncontrolled environment. This equipment should be installed and operated with minimum distance 20cm between the radiator & your body.