


11. Appendixes


11.1. Photos and Antenna Schematics

Photo Reference Number	Title
PHT/001	Test configuration for the measurement of Specific Absorption Rate (SAR)
PHT/002	Left of EUT Facing Phantom
PHT/003	Top of EUT Facing Phantom
PHT/004	Side View of EUT
PHT/005	Top View of EUT
PHT/006	Side View of Conducted Sample
PHT/007	Top View of Conducted Sample
PHT/008	View of Batteries
PHT/009	View of Charger
PHT/010	View of Setup Board
PHT/011	Antenna Schematics


PHT/001: Test configuration for the measurement of Specific Absorption Rate (SAR)



PHT/002: Left of EUT Facing Phantom



PHT/003: Top of EUT Facing Phantom



PHT/004: Side View of EUT



PHT/005: Top View of EUT



PHT/006: Side View of Conducted Sample



PHT/007: Top View of Conducted Sample



PHT/008: View of Batteries



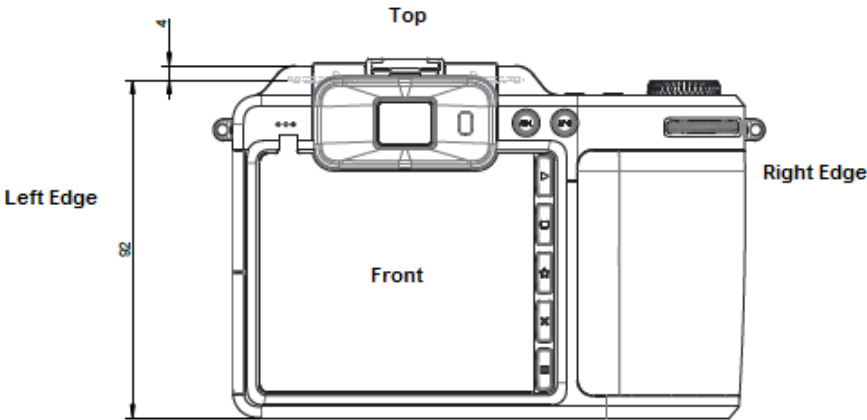
PHT/009: View of Charger



PHT/010: View of Setup Board



PHT/011: Antenna Schematics



1:2

