

# Appendix D

## Photographs

1. SAR measurement System
2. Photographs of Tissue Simulate Liquid
3. Photographs of EUT test position
4. EUT Constructional Details




## 1. SAR measurement System



## 2. Photographs of Tissue Simulate Liquid

Photo 1: Tissue Simulant Liquid for HBBL600-10000MHz	NA
	NA

### 3. Photographs of EUT test position

Photo 2: Front side	Photo 3: Left side
	
Photo 4: Right side	NA
	NA

#### 4. EUT Constructional Details

