

▣ What is 'Diaper Alert' ?

The One2Baby Diaper Alert is the latest innovation in Smart Technology to help parents and caregivers care for their children. 'Diaper Alert' is a simple, small, reusable sensor parents attach to the front of their child's diaper that sends an alert to your smart phone to tell you it's time to change the diaper.

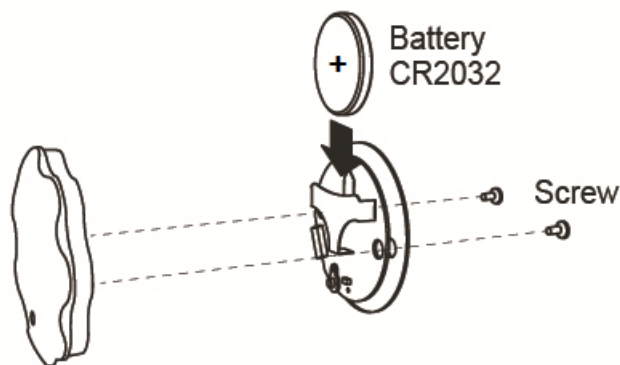
▣ APP download

You can download the 'Diaper Alert' application from Play Store for Android users and from APP Store for i-Phone users.



▣ How to Use

1. Open the battery door on the back of 'Diaper Alert' with a Phillips head screw driver and insert the battery ("+" should face the front of 'Diaper Alert')



(CR2032 style battery only)

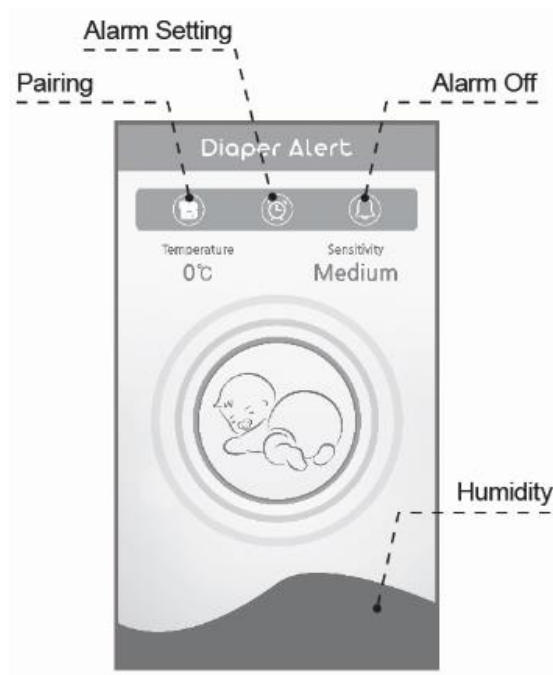
2. Push the On/Off switch to the "ON" position. When the LED lights up, 'Diaper Alert' is ON.
3. Activate Bluetooth on your smartphone.
4. Open the 'Diaper Alert' APP. (download directions in APP)
5. Click the left upper icon in APP to search a smart phone.
6. Choose 'Diaper Alert' in the search list.
7. Attach 'Diaper Alert' to diaper (upper side of diaper, logo facing out).
8. When 'Diaper Alert' and smart phone are connected properly you can see real time temperature and humidity information in APP.

▣ Tip for Accurate Measurement

1. Attach 'Diaper Alert' on the diaper directly over the area your baby will wet.
2. When you attach 'Diaper Alert', twist unit from side to side for a tighter fit.
3. 'Diaper Alert' is recommended for babies from 1 to 6 months old.

▣How to use Application

- Pairing : Pairing icon is activated when Bluetooth is connected.
(Basically, one application can be used with one baby after pairing)
- Alarm Setting : Select alarm ON or OFF
- Alarm Off : Sound or Vibration off.
- Temperature : Displays the temperature around 'Diaper Alert'.
- Sensitivity : You can adjust the sensitivity level of alarm activation according the amount of urine. (This sensitivity can be different depending on the surrounded ambient or urine quantity)
 - » High <very sensitive and small quantity of urine can be detected >
 - » Medium <slightly sensitive and moderate quantity of urine can be detected>
 - » Low <low sensitive and large quantity of urine can be detected>
- Diaper : Shows the state of the diaper
- Humidity : You can monitor humidity change (or wetness) in real time.



▣Caution

1. 'Diaper Alert' is recommended to use after downloading the application and activating Bluetooth for smart phone connection.
2. The 'Diaper Alert' APP may not work with some smart phones.
3. One smart phone can only pair with one 'Diaper Alert' at a time




4. Dropping 'Diaper Alert' or dropping heavy object on 'Diaper Alert' may damage the unit.
5. Do not allow 'Diaper Alert' to get wet. Liquid coming in direct contact with the sensor (on the back of the product) will damage the unit. If the product gets wet turn it off and contact the manufacture or distributor.
6. Do not try to change the battery near your baby. The battery is considered a small part and can be swallowed. Be sure to keep away from your baby.
7. Do not use any chemical products for cleaning.
8. Risk of explosion if battery is replaced by an incorrect type.
Dispose of used batteries according to the instructions.

▣ Specification

- Bluetooth Ver. Bluetooth 4.0 (BLE)
- Battery Life Time : max 90 days
- Battery Type : Coin Cell [CR2032]
- Coverage Range : 33 Feet (10m)
- Operating Temp : -25°C ~ +75°C (-13F - +160F)
- Size : 40 X 40 X 8 (mm)
- Ratings: 3.0 V d.c., 7 mA (Max.)

MADE IN KOREA

- Manufacturer : PROCHILD INC.
- Model No : PAA-100

	CE approval label EU Conformity symbol
	Disposal advise for EU Disposal of old Electrical & Electronic Equipment
	KC approval label Label of the Korea Safety Confirmation
	Direct current

FCC Information

This device complies with part 15 of the FCC Rules. Operation is subject to the following two conditions :

- (1) This Device may not cause harmful interference, and
- (2) This device must accept any interference received, including interference that may cause undesired operation.

Note: This equipment has been tested and found to comply with the limits for CLASS B digital device, pursuant to Part 15 of FCC Rules. These limits are designed to provide reasonable protection against harmful interference when the equipment is operated in a commercial environment. This equipment generates, uses and can radiate radio frequency energy and, if not installed and used in accordance with the instructions, may cause harmful interference to radio communications. However, there is no guarantee that interference will not occur in a particular installation. If this equipment does cause harmful interference to radio or television reception, which can be determined by turning the equipment off and on, the user is encouraged to try correct the interference by one or more of the following measures:

- 1.1. Reorient or relocate the receiving antenna.
- 1.2. Increase the separation between the equipment and receiver.
- 1.3. Connect the equipment into an outlet on a circuit different from that to which receiver is connected.
- 1.4. Consult the dealer or experienced radio/TV technician for help.

WARNING

Changes or modifications not expressly approved by the manufacturer could void the user's authority to operate the equipment.

"CAUTION : Exposure to Radio Frequency Radiation.

Antenna shall be mounted in such a manner to minimize the potential for human contact during normal operation. The antenna should not be contacted during operation to avoid the possibility of exceeding the FCC radio frequency exposure limit.