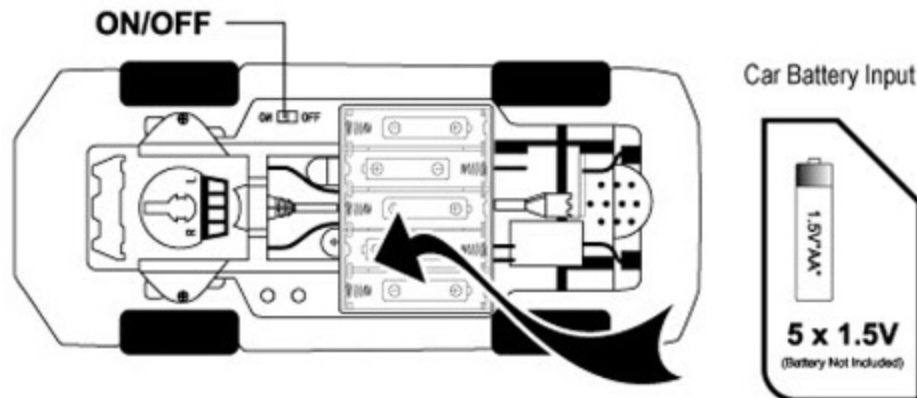
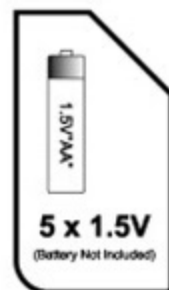


INSTRUCTIONS



Car Battery Input



CAUTION:

1. READ THE INSTRUCTION SHEET CAREFULLY.
2. THIS PRODUCT CONTAINS SMALL PARTS SUCH AS BATTERIES, BATTERY COVER AND SCREWS THAT MAY CAUSE SUFFOCATION IF SWALLOWED BY CHILDREN.
3. WHILE REPLACING THE DRY CELL BATTERIES, PLEASE ASK A GUARDIAN FOR HELP.
4. BATTERIES ARE REPLACED BY OWNER OF THIS PRODUCT.
5. DO NOT MIX OLD AND NEW BATTERIES. DO NOT MIX DIFFERENT KINDS OF BATTERIES, PLEASE ENSURE + & - AT THE CORRECT POSITION.
6. DO NOT RECHARGE, DECOMPOSE, HEAT, OR DISPOSE OF BATTERIES IN FIRE.
7. AVOID ROUGH USE SUCH AS KNOCKING THE PRODUCT OR SWINGING IT AROUND.

1. Put 5 "AA" size batteries into the car and 2 "AA" size batteries into the remote control as pictured.
2. Turn the red switch on the bottom of the car to "ON".
3. The car is now ready for use. Use the knob on the left side of the remote control to go forward & backward and the knob on the right side of the remote control to go left & right.

ATTENTION - FOR BEST RESULTS:

1. Please remove the batteries from the car and the remote control if the product will not be used for a long period of time.
2. Please keep the product dry.

Packaging has to be kept since it contains important information.

FCCID: 2AECZKS03977800049

49MHZ

This device complies with Part 15 of the FCC Rules.

Operation is subject to the following two conditions:

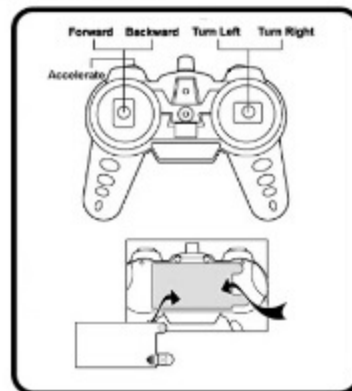
- (1) this device may not cause harmful interference, and
- (2) this device must accept any interference received, including interference that may cause undesired operation.

Warning: Changers or modifications to this unit not expressly approved by the party responsible for compliance could void the user's authority to operate the equipment.

NOTE: This equipment has been tested and found to comply with the limits for a Class B digital device, pursuant to Part, 15 of the FCC Rules. These limits are designed to provide reasonable protection against harmful interference in a residential installation. This equipment generates, uses and can radiate radio frequency energy and, if not installed and used in accordance with the instructions, may cause harmful interference to radio communications.

However, there is no guarantee that interference will not occur in a particular installation. If this equipment does cause harmful interference to radio or television reception, which can be determined by turning the equipment off and on, the user is encouraged to try to correct the interference by one or more of the following measures:

- Reorient or relocate the receiving antenna.
- Increase the separation between the equipment and receiver.
- Connect the equipment into an outlet on a circuit different from that to which the receiver is connected.
- Consult the dealer or an experienced radio/TV technician for help.



USE 2X 1.5V BATTERIES
(NOT INCLUDED)