

Thank you for purchasing QR-A2 Portable Bluetooth Speaker

Along with the popularization and use Bluetooth Speaker, simple look、fashion and portable, sound quality whether good or not have become the standard of the consumers primary measure of a Bluetooth stereo.

We believe that QR-A2 will be fully meet your needs. QR-A2 with the functions of the ultra portable, bass and Bluetooth connectivity, etc. will sure bring more help and happiness to your life.

To help you better use this product, please read the instructions carefully before operation. If you have any questions, please call 0769-82191968. This instructions customer service regulations, warranty card and certificate, Please take good care of it.Thank you!

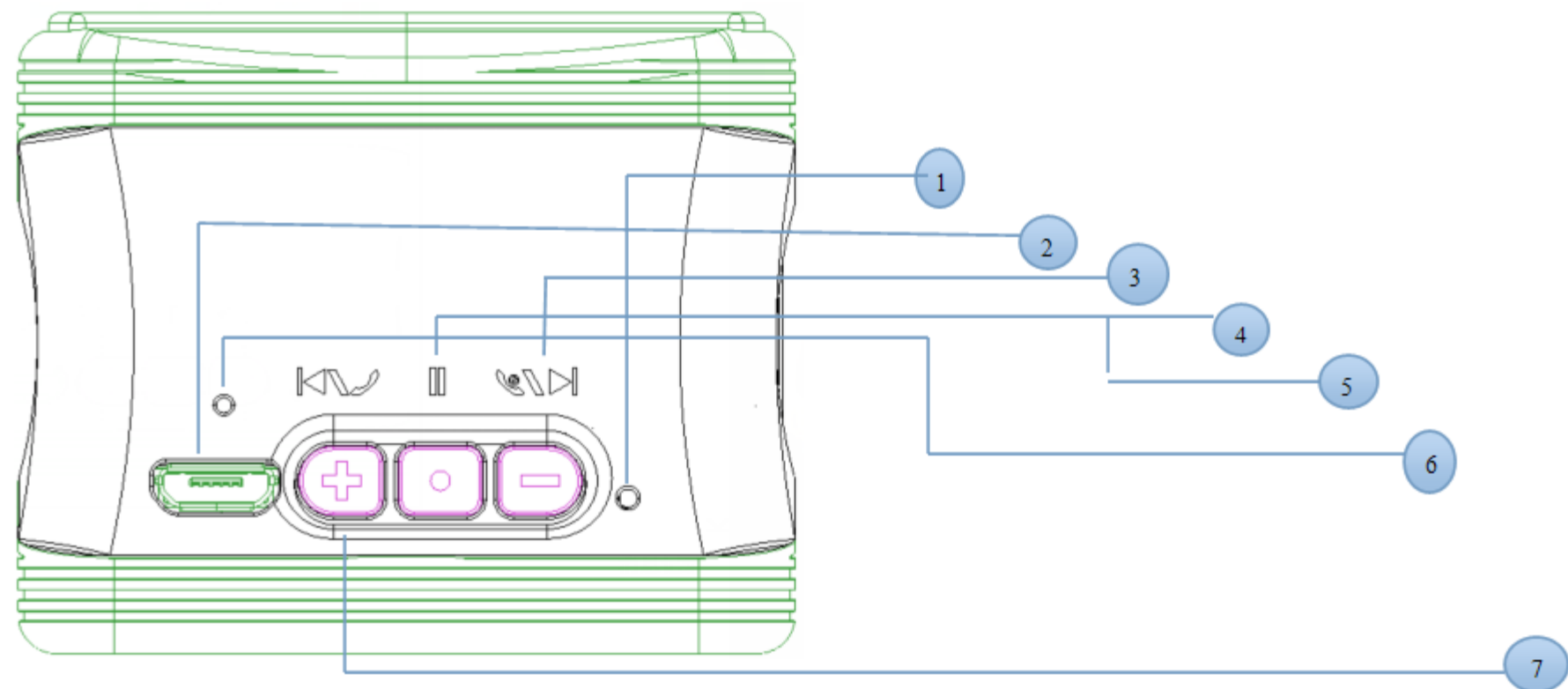
application notices

- Do not let the product exposed to rain, moisture, or any liquid drops splash.
- Do not let this product work closing to the magnetic field.
- Do not let this product near the high temperature, high-temperature baking or drying.
- Do not let this product drop or impact on, or apply pressure.
- Long time no use , please store in a cool, dry place.
- During the process of power supply please don't use the voltage more than 5V, to prevent damaging internal components.
- When long distance using, please try to ensure no barrier, to prevent unstable music signal effecting music play.

- product formation product introduction
- 1 QR-A2 Portable Bluetooth Speaker
 - 2 Micro USB charger lead
 - 3 Instructions and warranty card

Technology and high-quality sound processing technology to communication required, QR-A2 with built-in speaker and microphone support the use of mobile phone、tablet computer、notebook and Bluetooth etc. all kinds of multimedia machine mobile with Bluetooth wireless connection or LINE IN connection.

- 1 Sound box indicating lamp
- 2 charge input
- 3 PREV Volume down
- 4 POWER ON/ OF
- 5 music play/ stop mobile phone answering/hanging up
- 6 NEXT Volume up
- 7 microphone



ready for work

The product has built-in battery. Before using, please charge.

power on / off

turn on power

Long press the power switch, Sounded “doo” voice prompt.

turn off power

Long press the power switch, power turned off.

Login QR-A2 Speaker (match)

If you want to use the speaker, login Intelligent mobile phone or tablet computer first.

1. The speaker is set to wait for the login status. Waiting for a landing pattern.

At the state of power complete off, Press the power switch to ON, go to waiting for a landing pattern.

After turning on, red and green intermittent flashes (It's time for Bluetooth pairing state search)

It can match with the device with Bluetooth.

2. Refer to the instructions of the intelligent mobile phone, search QR-A2 speaker and then login.

> > > > > Login example - Iphone、 Android phone

(1) Enter the Bluetooth menu in the following order.

setting → general → Bluetooth

(2) turn on the Bluetooth, searching the device.

(3) Choose QR-A2 in the searched device.

【About auto connection】

QR-A2 speaker battery is used up or power off, QR-A2 speaker is beyond a certain distance with the intelligent mobile phone, the speaker will disconnect with the device.


When the Bluetooth speaker is in the connection distance range or power on again, the speaker will auto connect with the device which was connected last time.

call

Transferring Calls: At the state of calling, if you want to transfer the notes of the device to phone calling, you can operate in mobile phone.


> > > Android phone turn off the Bluetooth in the calling page, transfer to answering the phone.


> > > Iphone (ios7.0.1 system) in the menu of calling page, choose “iphone”, you can transfer to Bluetooth speaker answering.

Memory calling: At the state of Bluetooth, press “  ” button twice, you can call the number you call last time.

Enjoy music

【play】

1. Press “  ” button, play the music connected to the device.


2. When playing music, Press “  ” button, the music stop.

【PLAY PREV/NEXT】

When playing, press “ < ” or “ > ” button, the music transfer to PREV or NEXT.

【answer the phone while playing music】

1. Answering the phone while playing music, the music will stop, transfer to calling sound, press “  ” button, you can answer the phone.

2. Press “  ” button while calling, hang up.

3. When calling comes, long press “ > ” button, you will refuse the call.

4. When refusing or hanging up the call, the device will begin to play music from where it's stopped.

power check

1. When playing with the power is not enough, it will sound warning sound “doo-doo”.

2. As for some mobile phone system (e.g. Android4.0、 Iphone ios), you can check and see the power at the mobile phone screen.

device charge

1. At the state of on or off, you can charge by connecting Micro USB. The red light is on when charging, the red light is off when it's fully charged.

2. When charging, you can also use Bluetooth or LINE IN play.

Lithium batteries using matters

The speaker has rechargeable lithium ion battery, it can use for 6 hours. Can meet the daily needs.

【Notes】

1. Suggest charge for 10 hours in the first time, to play the potential of lithium battery.

2. When use normal, charge 6 hours.

3. To prevent the lithium battery weakens fast, suggest to fully charge and use up every time.

4. When not use, charge the lithium battery at least once a month, to prevent over discharge and shorten its life.

5. When not use, please turn off the power to prevent the lithium battery use up.

Product after service

一、Product Warranty rules

- 1.The moving speaker follow the of relevant national three packs of provisions.
2. One year free warranty service. When the customer use correctly, if it has quality questions because of the factory, pleases show the warranty card and invoice to the males and get warranty service.
3. Product quality questions do not include customers' subjectivity objection to the product sound quality.
4. date of buying the machine is to purchase receipt date. If you can not provide effective proof, the date of manufacture is the date of buying.
5. Accessories of a product、 articles of consumption and options (e.g. lithium battery、 line、 charge、 shell and leaflet) are not in the range of warranty.
- 6.Except the different rules of law, due to the fault of our incidental loss, no compensation.
- 7.The following conditions do not provide free warranty service.
 - 7.1 Not provide effective warranty card and invoice (Except the products are three packets of period of efficacy);
 - 7.2 The damaging causing by not using、 maintain or save according to the instructions;
 - 7.3 The damaging causing by falling、 watering、 improper storage, etc.
- 7.4 The damaging causing by repair、 reform、 explode and clean in non qunrui repair agency.
 - 7.5 The damaging causing by using non recommendation accessories (lithium battery、 charge、 line、 adapter, etc.)
 - 7.6 The damaging causing by the natural disaster such as an irresistible natural disasters, abnormal voltage, etc;
8. Please keep the warranty card, if loss no reissue.

light information

use status : pilot lamp status

turn on power : Intermittent flashes red and blue

turn off power : light off

Charging : red light

end of charge : red light off

Bluetooth connection status : Intermittent flashes red and blue

Product parameter

Speaker type : Portable Bluetooth Speaker

Speaker system : CSR4.0+EDR

rated power : 4W*2

speaker unit : 2*4 inches

adjustment manner : key-press / Bluetooth regulation

frequency range : 45HZ-20KHZ

power supply mode : Built-in rechargeable lithium ion battery

noise-signal ratio : 85DB

distortion degree : 0.5% 1W 1KHZ

Speaker size : 58*45*106MM

Speaker weight : 250G

reduced degree : 3

MIC Call Function : support

FCC Caution: Any changes or modifications not expressly approved by the party responsible for compliance could void the user's authority to operate this equipment.

This device complies with Part 15 of the FCC Rules. Operation is subject to the following two conditions:

(1) This device may not cause harmful interference, and (2) this device must accept any interference received, including interference that may cause undesired operation.

NOTE: This equipment has been tested and found to comply with the limits for a Class B digital device, pursuant to Part 15 of the FCC Rules.

These limits are designed to provide reasonable protection against harmful interference in a residential installation. This equipment generates, uses and can radiate radio frequency energy and, if not installed and used in accordance with the instructions, may cause harmful interference to radio communications.

However, there is no guarantee that interference will not occur in a particular installation.

If this equipment does cause harmful interference to radio or television reception, which can be determined by turning the equipment off and on, the user is encouraged to try to correct the interference by one or more of the following measures:

FCC RF Radiation Exposure Statement:

This equipment complies with FCC radiation exposure limits set forth for an uncontrolled environment. End users must follow the specific operating instructions for satisfying RF exposure compliance. This transmitter must not be collocated or operating in conjunction with any other antenna or transmitter.

The device has been evaluated to meet general RF exposure requirement. The device can be used in portable exposure condition without restriction.