

Mrice Campers 2.0

Mrice

Change & dance

http://www.mrice-tech.com
Designed by Mrice in HK
Hong kong Mrice Technology Co.,Ltd.

Trouble Shooting

· Abnormal sound

If the songs is playing off and on, or the speaker is automatically shutdown, it means power is low, please charge speaker.

· If fair to pair

Please make sure the speaker is in a pairing status.

Please restart speaker if Bluetooth indicator (white light) can not blink quickly until the Bluetooth indicator (white light) can blink quickly. Get speaker in pairing status, if Bluetooth indicator (white light) can blink quickly, it means speaker is in pairing status.
phone supports A2HP agreement, computer windows and IOS system compatible Bluetooth driver.

If the issue is not compatible with the computer/phone/pad hardware upgrade, resulting in speaker Bluetooth is not recognized or does not work properly, our company assumes no liability.

· If can not use computer to charge, please change another charging cable or restart computer.

· Power-saving mode

If no connect within 2minutes,the Bluetooth speaker will deep sleep, then you need to restart speaker to wake it.

· If can not connect to speaker

Please make sure speaker is in a pairing status.

please make sure mobile phone is in range of 10 meters in open-side land.

Please check your Bluetooth setting or restart your Bluetooth.

When this speaker is connected with other device, then it will not available for any other device.

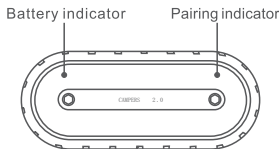
When the phone is connected with other Bluetooth devices, it can not connect to the Bluetooth speaker, turn off the other Bluetooth device, then turn on Bluetooth speaker, enter pairing mode

Precautions

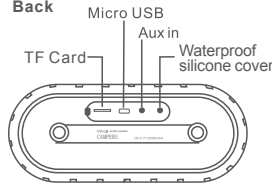
1. Please put and use the product in room temperature.
2. Please do not put the product in rainy, wet, or dusty environment.
3. Please do not put product where is near magnetic items.
4. Please do not throw product in case of any damage.
5. Please do not try to disassemble products. Please do not clean product by chemical solvents.
6. When not using your speakers, long press the power button, make sure speakers turned off to prevent power loss.

Products Schematic

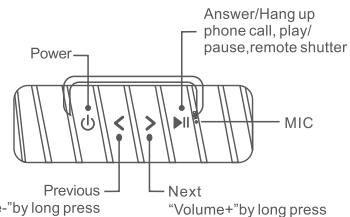
① Front



② Back



③



About Product

- Built-in Lithium battery, super Bluetooth audio decoding broadcast.
- Support iphone/ipad/htc/Samsung/MOTO etc.
- Remote shutter function.

Product Function

- Bluetooth/AUX
- Volume +/-previous/next/answer/hang up/remote shutter
- USB charging and firmware upgrade
- Sound alert function
- Indicator light
- TF Card function

Packaging Content

- 1pc X Speaker
- 1pc X User manual
- 1pc X Warranty card
- 1pc X USB cable
- 1pc X Audio line cable

Key Description

- Long press "<" or ">" button to control volume.
- Answer/hang up phone calls by pressing "▶||" button momentarily.
- Photograph by one-click "▶||" button.
- Press ">" or "<" button to switch songs.

Product Specifications

Model Name: Mrice CAMPERS 2.0

Size : 170x70x50mm (Speaker 45+45mm)

BT Version: BLE(V4.0) and backward compatible 3.0+EDR version.

Transmission Distance: ≤10M (transmission distance based on different environmental factors and cell phone Bluetooth device)

USB Charge Voltage: DC 5V

Output Power: 3Wx2

Built-in Power Supply: Lithium battery 3.7V / 2500mAh

Working time: About 10 hours (50% of the volume is turned)

Weight Approx: 385g

Method of Operation

- Open speaker power switch, then the white status indicator blinks rapidly and accompanied by a tone, the speaker started normally. (Bluetooth mode is entered when the boot is not inserted LINE/TF Card)
- If you need to select other sources after power-play, plug audio input cable, TF Card speaker will automatically switch to the audio input mode play.

I. Bluetooth phone connection method to play

1. Enter Bluetooth mode, if speaker ever connected this device, it will connect automatically within 30 seconds; if fail to connect, the Bluetooth indicator will blink quickly while the speaker will be in a pairing status. (the time to connect automatically depends on different mobile phone brand)
2. Turn on mobile phone Bluetooth setting (the ways to open Bluetooth function of different brands phone is slightly different). Search for nearby Bluetooth device, the phone will show "X-SPORTS 2.0 ", then click it and it will connect successfully after several seconds. The Bluetooth will keep on, accompanied by voice prompts (Bluetooth device in lower version need to type password "0000" when connect).

Instructions for laptop and pads.

3. Now you can open your music software and enjoy.
4. When you get incoming calls, and the Bluetooth is connecting with speaker, please answer or hang up your phone calls by your mobile phone.

II. Instructions for laptop and pads.

The ways to connect Bluetooth is different as laptops Bluetooth version are various. If can not connect Bluetooth in the first time, then please install new Bluetooth drive in your laptop. (For tablets, please follow the guide for mobile phone).

III. Charging

Please use USB adaptor or computer to charge speaker

When charging, red charging light will keep on; when finish a full charge, light will turn off. (when power is low, the red charging indicator will blink)

IV. Indicator

"when we turn on speaker, Bluetooth indicator (white light) blinks quickly" means speakers Bluetooth is in a pairing status. "Bluetooth indicator (white light) blinks slowly" means speaker Bluetooth is in AUX status. "Bluetooth indicator (white light) keeps on" means that speaker connected successfully or is in a playing status. "Charging indicator (red light) keeps on" means it is under charging. "Bluetooth indicator (white light) keeps on" means that speaker has been inserted into TF Card. "Charging indicator (red light) is off" means charging is completed.

V. Remote shutter

Within a range of approximately 10 meters, then please turn on your cell phone camera. By one-clicking "▶||" button, you can use remote shutter function to take pictures, this feature is suitable for selfie and shoot a group photo on vacation. (Note: please download the camera APP first at Micropack website <http://www.micropack-world.com>, and go to the "download centre" to find the App.)

FCC Notice

NOTE: This equipment has been tested and found to comply with the limits for a Class B digital device, pursuant to Part 15 of the FCC Rules. These limits are designed to provide reasonable protection against harmful interference in a residential installation. This equipment generates uses and can radiate radio frequency energy and, if not installed and used in accordance with the instructions, may cause harmful interference to radio communications. However, there is no guarantee that interference will not occur in a particular installation. If this equipment does cause harmful interference to radio or television reception, which can be determined by turning the equipment off and on, the user is encouraged to try to correct the interference by one or more of the following measures:

- Reorient or relocate the receiving antenna.
- Increase the separation between the equipment and receiver.
- Connect the equipment into an outlet on a circuit different from that to which the receiver is connected.
- Consult the dealer or an experienced radio/TV technician for help.

WARNING: Changes or modifications not expressly approved by the party responsible for compliance could void the user's authority to operate the equipment.

The device has been evaluated to meet general RF exposure requirement. The device can be used in portable condition without restriction.

This device complies with Part 15 of the FCC Rules. Operation is subject to the following two conditions: (1) This device may not cause harmful interference. (2) This device must accept any interference received, including interference that may cause undesired operation.

Portable Bluetooth speaker
User Manual