



**SGS-CSTC Standards Technical Services Co., Ltd.**  
**Shenzhen Branch**

No. 1 Workshop, M-10, Middle section, Science & Technology Park, Nanshan  
District, Shenzhen, Guangdong, China 518057

Telephone: +86 (0) 755 2601 2053  
Fax: +86 (0) 755 2671 0594  
Email: ee.shenzhen@sgs.com

Report No.: SZEM150600379102  
Page: 1 of 61

## FCC REPORT

**Application No:** SZEM1506003791CR  
**Applicant:** Color Tiger Co.  
**Manufacturer:** Color Tiger Co  
**Factory:** Shenzhen Kenvox Technology Co., Ltd.  
**Product Name:** AnyMote Home  
**Model No.(EUT):** TC1AMH1  
**FCC ID:** 2AE8OTC1AMH1  
**Standards:** 47 CFR Part 15, Subpart C (2014)  
**Date of Receipt:** 2015-06-30  
**Date of Test:** 2015-08-11 to 2015-013  
**Date of Issue:** 2015-08-28

<b>Test Result:</b>	<b>PASS *</b>
---------------------	---------------

\* In the configuration tested, the EUT complied with the standards specified above.

Authorized Signature:



Jack Zhang  
EMC Laboratory Manager

The manufacturer should ensure that all products in series production are in conformity with the product sample detailed in this report. If the product in this report is used in any configuration other than that detailed in the report, the manufacturer must ensure the new system complies with all relevant standards. Any mention of SGS International Electrical Approvals or testing done by SGS International Electrical Approvals in connection with, distribution or use of the product described in this report must be approved by SGS International Electrical Approvals in writing.

The report must not be used by the client to claim product certification, approval, or endorsement by NVLAP, NIST, or any agency of the federal government. All test results in this report can be traceable to National or International Standards.

"This document is issued by the Company subject to its General Conditions of Service printed overleaf, available on request or accessible at [www.sgs.com/terms\\_and\\_conditions.htm](http://www.sgs.com/terms_and_conditions.htm) and, for electronic format documents, subject to Terms and Conditions for Electronic Documents at [www.sgs.com/terms\\_e-document.htm](http://www.sgs.com/terms_e-document.htm). Attention is drawn to the limitation of liability, indemnification and jurisdiction issues defined therein. Any holder of this document is advised that information contained hereon reflects the Company's findings at the time of its intervention only and within the limits of Client's instructions, if any. The Company's sole responsibility is to its Client and this document does not exonerate parties to a transaction from exercising all their rights and obligations under the transaction documents. This document cannot be reproduced except in full, without prior written approval of the Company. Any unauthorized alteration, forgery or falsification of the content or appearance of this document is unlawful and offenders may be prosecuted to the fullest extent of the law. Unless otherwise stated the results shown in this test report refer only to the sample(s) tested and such sample(s) are retained for 90 days only."



## 2 Version

Revision Record				
Version	Chapter	Date	Modifier	Remark
00		2015-08-28		Original

Authorized for issue by:			
Tested By	 (Chris Zhong) /Project Engineer	2015-08-13 Date	
Prepared By	 (Jade Chen) /Clerk	2015-08-28 Date	
Checked By	 ((Owen Zhou) /Reviewer	2015-08-28 Date	



### 3 Test Summary

Test Item	Test Requirement	Test method	Result
Antenna Requirement	47 CFR Part 15, Subpart C Section 15.203/15.247 (c)	ANSI C63.10 2009	PASS
Conducted Peak Output Power	47 CFR Part 15, Subpart C Section 15.247 (b)(3)	ANSI C63.10 2009	PASS
6dB Occupied Bandwidth	47 CFR Part 15, Subpart C Section 15.247 (a)(2)	ANSI C63.10 2009	PASS
Power Spectral Density	47 CFR Part 15, Subpart C Section 15.247 (e)	ANSI C63.10 2009	PASS
Band-edge for RF Conducted Emissions	47 CFR Part 15, Subpart C Section 15.247(d)	ANSI C63.10 2009	PASS
RF Conducted Spurious Emissions	47 CFR Part 15, Subpart C Section 15.247(d)	ANSI C63.10 2009	PASS
Radiated Spurious Emissions	47 CFR Part 15, Subpart C Section 15.205/15.209	ANSI C63.10 2009	PASS
Restricted bands around fundamental frequency (Radiated Emission)	47 CFR Part 15, Subpart C Section 15.205/15.209	ANSI C63.10 2009	PASS



## 4 Contents

	Page
1 COVER PAGE .....	1
2 VERSION .....	2
3 TEST SUMMARY .....	3
4 CONTENTS .....	4
5 GENERAL INFORMATION .....	5
5.1 CLIENT INFORMATION .....	5
5.2 GENERAL DESCRIPTION OF EUT .....	5
5.3 TEST ENVIRONMENT .....	7
5.4 DESCRIPTION OF SUPPORT UNITS .....	7
5.5 TEST LOCATION .....	7
5.6 TEST FACILITY .....	8
5.7 DEVIATION FROM STANDARDS .....	8
5.8 ABNORMALITIES FROM STANDARD CONDITIONS .....	8
5.9 OTHER INFORMATION REQUESTED BY THE CUSTOMER .....	8
5.10 EQUIPMENT LIST .....	9
6 TEST RESULTS AND MEASUREMENT DATA .....	11
6.1 ANTENNA REQUIREMENT .....	11
6.2 CONDUCTED PEAK OUTPUT POWER .....	12
6.3 6dB OCCUPY BANDWIDTH .....	15
6.4 POWER SPECTRAL DENSITY .....	19
6.5 BAND-EDGE FOR RF CONDUCTED EMISSIONS .....	22
6.6 SPURIOUS RF CONDUCTED EMISSIONS .....	25
6.7 RADIATED SPURIOUS EMISSION .....	44
6.7.1 Spurious Emissions .....	44
6.8 RESTRICTED BANDS AROUND FUNDAMENTAL FREQUENCY .....	51
7 PHOTOGRAPHS - EUT TEST SETUP .....	61
7.1 RADIATED SPURIOUS EMISSION .....	61
8 PHOTOGRAPHS - EUT CONSTRUCTIONAL DETAILS .....	61



## 5 General Information

### 5.1 Client Information

Applicant:	Color Tiger Co.
Address of Applicant:	One Commerce Center, 1201 Orange St. #600, Wilmington, New Castle Country, Delaware, 19899
Manufacturer:	Color Tiger Co
Address of Manufacturer:	One Commerce Center, 1201 Orange St. #600, Wilmington, New Castle Country, Delaware, 19899
Factory:	Shenzhen Kenvox Technology Co., Ltd.
Address of Factory:	Building 3, Shangwei industrial zone, Zhangkengjing, Guanlan, Shenzhen, China.

### 5.2 General Description of EUT

Product Name:	AnyMote Home
Model No.:	TC1AMH1
Operation Frequency:	2402MHz~2480MHz
Bluetooth Version:	V4.0 Single mode
Modulation Type:	GFSK
Number of Channel:	40
Sample Type:	Portable production
Antenna Type:	Integral
Antenna Gain:	5.3dBi
Power Supply:	Battery: DC 2*1.5V(AA)=3.0V



Operation Frequency each of channel							
Channel	Frequency	Channel	Frequency	Channel	Frequency	Channel	Frequency
1	2402MHz	11	2422MHz	21	2442MHz	31	2462MHz
2	2404MHz	12	2424MHz	22	2444MHz	32	2464MHz
3	2406MHz	13	2426MHz	23	2446MHz	33	2466MHz
4	2408MHz	14	2428MHz	24	2448MHz	34	2468MHz
5	2410MHz	15	2430MHz	25	2450MHz	35	2470MHz
6	2412MHz	16	2432MHz	26	2452MHz	36	2472MHz
7	2414MHz	17	2434MHz	27	2454MHz	37	2474MHz
8	2416MHz	18	2436MHz	28	2456MHz	38	2476MHz
9	2418MHz	19	2438MHz	29	2458MHz	39	2478MHz
10	2420MHz	20	2440MHz	30	2460MHz	40	2480MHz

**Note:**

In section 15.31(m), regards to the operating frequency range over 10 MHz, the lowest frequency, the middle frequency, and the highest frequency of channel were selected to perform the test, and the selected channel see below:

Channel	Frequency
The Lowest channel	2402MHz
The Middle channel	2440MHz
The Highest channel	2480MHz



### 5.3 Test Environment

Operating Environment:	
Temperature:	25.0 °C
Humidity:	53 % RH
Atmospheric Pressure:	1010mbar

### 5.4 Description of Support Units

The EUT has been tested independent unit.

### 5.5 Test Location

All tests were performed at:

SGS-CSTC Standards Technical Services Co., Ltd., Shenzhen Branch E&E Lab,  
No. 1 Workshop, M-10, Middle Section, Science & Technology Park, Shenzhen, Guangdong, China.  
518057.

Tel: +86 755 2601 2053 Fax: +86 755 2671 0594

No tests were sub-contracted.

## 5.6 Test Facility

The test facility is recognized, certified, or accredited by the following organizations:

- **CNAS (No. CNAS L2929)**

CNAS has accredited SGS-CSTC Standards Technical Services Co., Ltd. Shenzhen Branch EMC Lab to ISO/IEC 17025:2005 General Requirements for the Competence of Testing and Calibration Laboratories (CNAS-CL01 Accreditation Criteria for the Competence of Testing and Calibration Laboratories) for the competence in the field of testing.

- **VCCI**

The 10m Semi-anechoic chamber and Shielded Room (7.5m x 4.0m x 3.0m) of SGS-CSTC Standards Technical Services Co., Ltd. have been registered in accordance with the Regulations for Voluntary Control Measures with Registration No.: G-823, R-4188, T-1153 and C-2383 respectively.

- **FCC – Registration No.: 556682**

SGS-CSTC Standards Technical Services Co., Ltd., Shenzhen EMC Laboratory has been registered and fully described in a report filed with the (FCC) Federal Communications Commission. The acceptance letter from the FCC is maintained in our files. Registration No.: 556682.

- **Industry Canada (IC)**

Two 3m Semi-anechoic chambers of SGS-CSTC Standards Technical Services Co., Ltd. have been registered by Certification and Engineering Bureau of Industry Canada for radio equipment testing with Registration No.: 4620C-2.

## 5.7 Deviation from Standards

None.

## 5.8 Abnormalities from Standard Conditions

None.

## 5.9 Other Information Requested by the Customer

None.







## 5.10 Equipment List

RE in Chamber					
Item	Test Equipment	Manufacturer	Model No.	Inventory No.	Cal.Due date (yyyy-mm-dd)
1	3m Semi-Anechoic Chamber	ETS-LINDGREN	N/A	SEL0017	2016-05-13
2	EMI Test Receiver	Agilent Technologies	N9038A	SEL0312	2015-09-16
3	EMI Test software	AUDIX	E3	SEL0050	N/A
4	BiConiLog Antenna (26-3000MHz)	ETS-LINDGREN	3142C	SEL0015	2015-10-24
5	Double-ridged horn (1-18GHz)	ETS-LINDGREN	3117	SEL0006	2015-10-24
6	Horn Antenna (18-26GHz)	ETS-LINDGREN	3160	SEL0076	2015-10-24
7	Pre-amplifier (0.1-1300MHz)	Agilent Technologies	8447D	SEL0053	2016-05-13
8	Pre-Amplifier (0.1-26.5GHz)	Compliance Directions Systems Inc.	PAP-0126	SEL0168	2015-10-24
9	Coaxial cable	SGS	N/A	SEL0027	2016-05-13
10	Coaxial cable	SGS	N/A	SEL0189	2016-05-13
11	Coaxial cable	SGS	N/A	SEL0121	2016-05-13
12	Coaxial cable	SGS	N/A	SEL0178	2016-05-13
13	Band filter	Amindeon	82346	SEL0094	2016-05-13
14	Barometer	Chang Chun	DYM3	SEL0088	2016-05-13
15	DC Power Supply	Zhao Xin	RXN-305D	SEL0117	2015-10-24
16	Humidity/ Temperature Indicator	Shanghai Qixiang	ZJ1-2B	SEL0103	2015-10-24
17	Signal Generator (10M-27GHz)	Rohde & Schwarz	SMR27	SEL0067	2016-05-13
18	Signal Generator	Rohde & Schwarz	SMY01	SEL0155	2015-10-24
19	Loop Antenna	Beijing Daze	ZN30401	SEL0203	2016-05-13




RF connected test					
Item	Test Equipment	Manufacturer	Model No.	Inventory No.	Cal.Due date (yyyy-mm-dd)
1	DC Power Supply	Zhao Xin	RXN-305D	SEL0117	2015-10-24
2	Humidity/ Temperature Indicator	HYGRO	ZJ1-2B	SEL0033	2015-10-24
3	Spectrum Analyzer	Rohde & Schwarz	FSP	SEL0154	2015-10-24
4	Coaxial cable	SGS	N/A	SEL0178	2016-05-13
5	Coaxial cable	SGS	N/A	SEL0179	2016-05-13
6	Barometer	ChangChun	DYM3	SEL0088	2016-05-13
7	Signal Generator	Rohde & Schwarz	SML03	SEL0068	2016-04-25
8	Band filter	amideon	82346	SEL0094	2016-05-13
9	POWER METER	R & S	NRVS	SEL0144	2015-10-24
10	Attenuator	Beijin feihang taida	TST-2-6dB	SEL0205	2016-04-25
11	Power Divider(splitter)	Agilent Technologies	11636B	SEL0130	2015-10-24

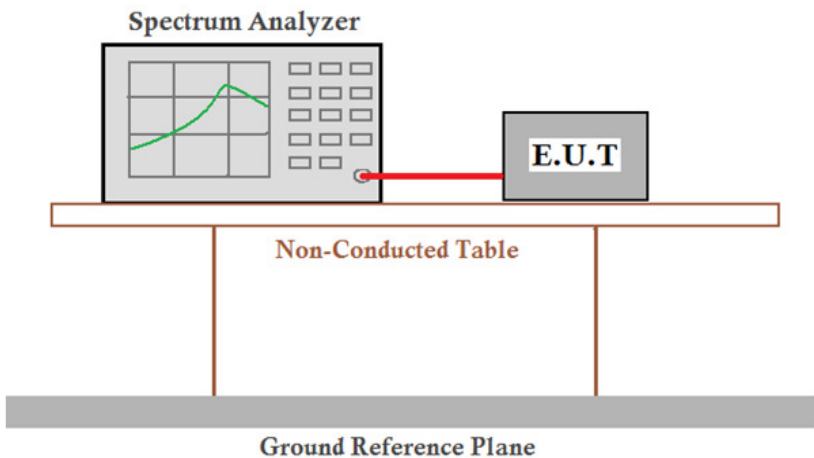
Note: The calibration interval is one year, all the instruments are valid.

## 6 Test results and Measurement Data

### 6.1 Antenna Requirement

<b>Standard requirement:</b>	47 CFR Part 15C Section 15.203 /247(c)
<p>15.203 requirement:</p> <p>An intentional radiator shall be designed to ensure that no antenna other than that furnished by the responsible party shall be used with the device. The use of a permanently attached antenna or of an antenna that uses a unique coupling to the intentional radiator, the manufacturer may design the unit so that a broken antenna can be replaced by the user, but the use of a standard antenna jack or electrical connector is prohibited.</p> <p>15.247(b) (4) requirement:</p> <p>The conducted output power limit specified in paragraph (b) of this section is based on the use of antennas with directional gains that do not exceed 6 dBi. Except as shown in paragraph (c) of this section, if transmitting antennas of directional gain greater than 6 dBi are used, the conducted output power from the intentional radiator shall be reduced below the stated values in paragraphs (b)(1), (b)(2), and (b)(3) of this section, as appropriate, by the amount in dB that the directional gain of the antenna exceeds 6 dBi.</p>	
<b>EUT Antenna:</b>	
<p>The antenna is integrated on the main PCB and no consideration of replacement. The best case gain of the antenna is 5.3dBi.</p>	

## 6.2 Conducted Peak Output Power

Test Requirement:	47 CFR Part 15C Section 15.247 (b)(1)
Test Method:	ANSI C63.10 2009
Test Setup:	 <p><i>Remark:</i>  Offset the High-Frequency cable loss 1.5dB in the spectrum analyzer.</p>
Limit:	30dBm
Test Mode:	Transmitting with GFSK modulation
Instruments Used:	Refer to section 5.10 for details
Test Results:	Pass

### Measurement Data

GFSK mode			
Test channel	Peak Output Power (dBm)	Limit (dBm)	Result
Lowest	-2.82	30.00	Pass
Middle	-3.60	30.00	Pass
Highest	-3.91	30.00	Pass



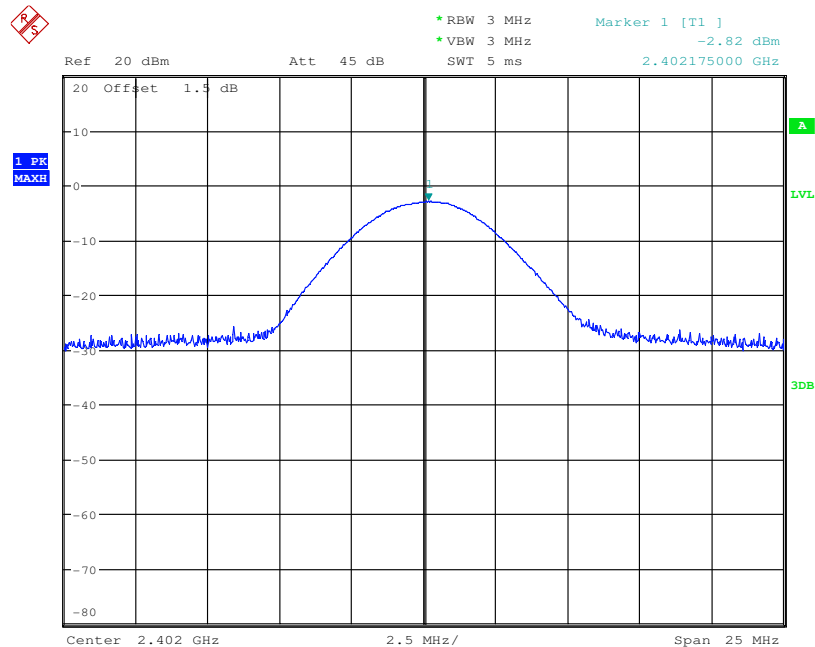
# SGS-CSTC Standards Technical Services Co., Ltd. Shenzhen Branch

Report No.: SZEM150600379102

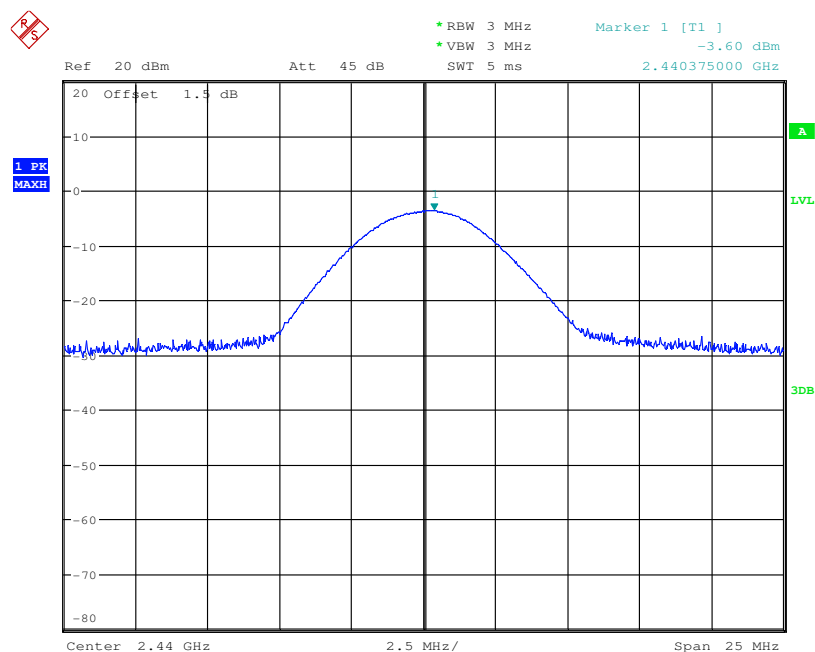
Page: 13 of 61

Test plot as follows:

Test mode:	GFSK	Test channel:	Lowest
------------	------	---------------	--------



Test mode:	GFSK	Test channel:	Middle
------------	------	---------------	--------



"This document is issued by the Company subject to its General Conditions of Service printed overleaf, available on request or accessible at [www.sgs.com/terms\\_and\\_conditions.htm](http://www.sgs.com/terms_and_conditions.htm) and, for electronic format documents, subject to Terms and Conditions for Electronic Documents at [www.sgs.com/terms\\_e-document.htm](http://www.sgs.com/terms_e-document.htm). Attention is drawn to the limitation of liability, indemnification and jurisdiction issues defined therein. Any holder of this document is advised that information contained hereon reflects the Company's findings at the time of its intervention only and within the limits of Client's instructions, if any. The Company's sole responsibility is to its Client and this document does not exonerate parties to a transaction from exercising all their rights and obligations under the transaction documents. This document cannot be reproduced except in full, without prior written approval of the Company. Any unauthorized alteration, forgery or falsification of the content or appearance of this document is unlawful and offenders may be prosecuted to the fullest extent of the law. Unless otherwise stated the results shown in this test report refer only to the sample(s) tested and such sample(s) are retained for 90 days only."

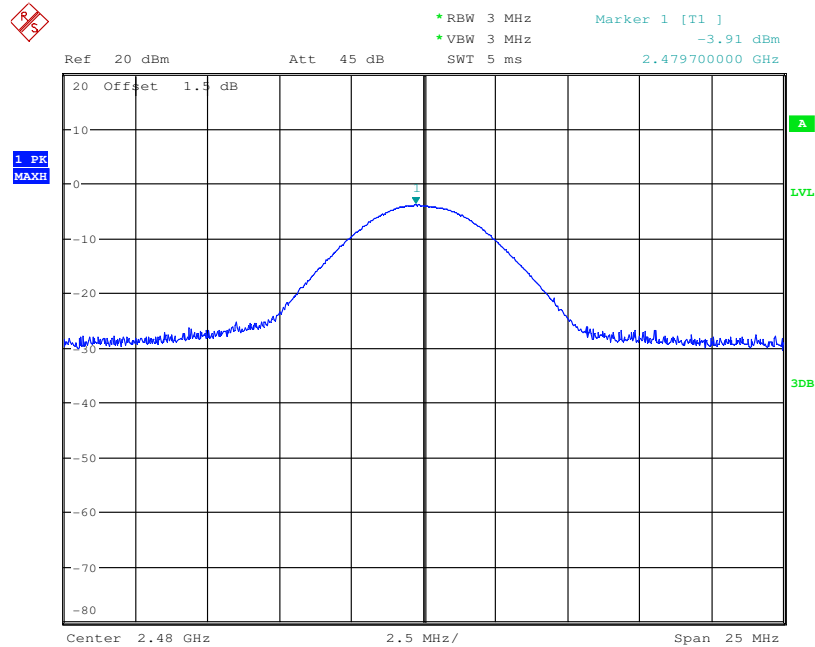


# SGS-CSTC Standards Technical Services Co., Ltd. Shenzhen Branch

Report No.: SZEM150600379102

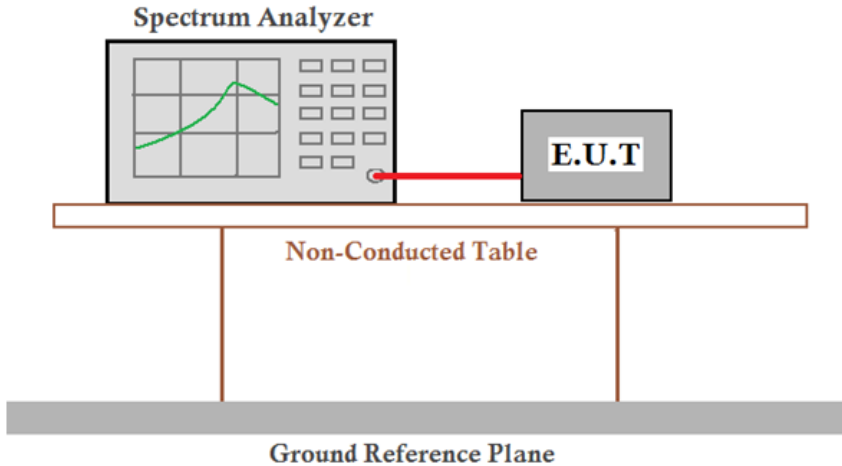
Page: 14 of 61

Test mode:	GFSK	Test channel:	Highest
------------	------	---------------	---------



"This document is issued by the Company subject to its General Conditions of Service printed overleaf, available on request or accessible at [www.sgs.com/terms\\_and\\_conditions.htm](http://www.sgs.com/terms_and_conditions.htm) and, for electronic format documents, subject to Terms and Conditions for Electronic Documents at [www.sgs.com/terms\\_e-document.htm](http://www.sgs.com/terms_e-document.htm). Attention is drawn to the limitation of liability, indemnification and jurisdiction issues defined therein. Any holder of this document is advised that information contained hereon reflects the Company's findings at the time of its intervention only and within the limits of Client's instructions, if any. The Company's sole responsibility is to its Client and this document does not exonerate parties to a transaction from exercising all their rights and obligations under the transaction documents. This document cannot be reproduced except in full, without prior written approval of the Company. Any unauthorized alteration, forgery or falsification of the content or appearance of this document is unlawful and offenders may be prosecuted to the fullest extent of the law. Unless otherwise stated the results shown in this test report refer only to the sample(s) tested and such sample(s) are retained for 90 days only."

### 6.3 6dB Occupy Bandwidth

Test Requirement:	47 CFR Part 15C Section 15.247 (a)(2)
Test Method:	ANSI C63.10 2009
Test Setup:	
Limit:	$\geq 500$ kHz
Test Mode:	Transmitting with GFSK modulation
Instruments Used:	Refer to section 5.10 for details
Test Results:	Pass

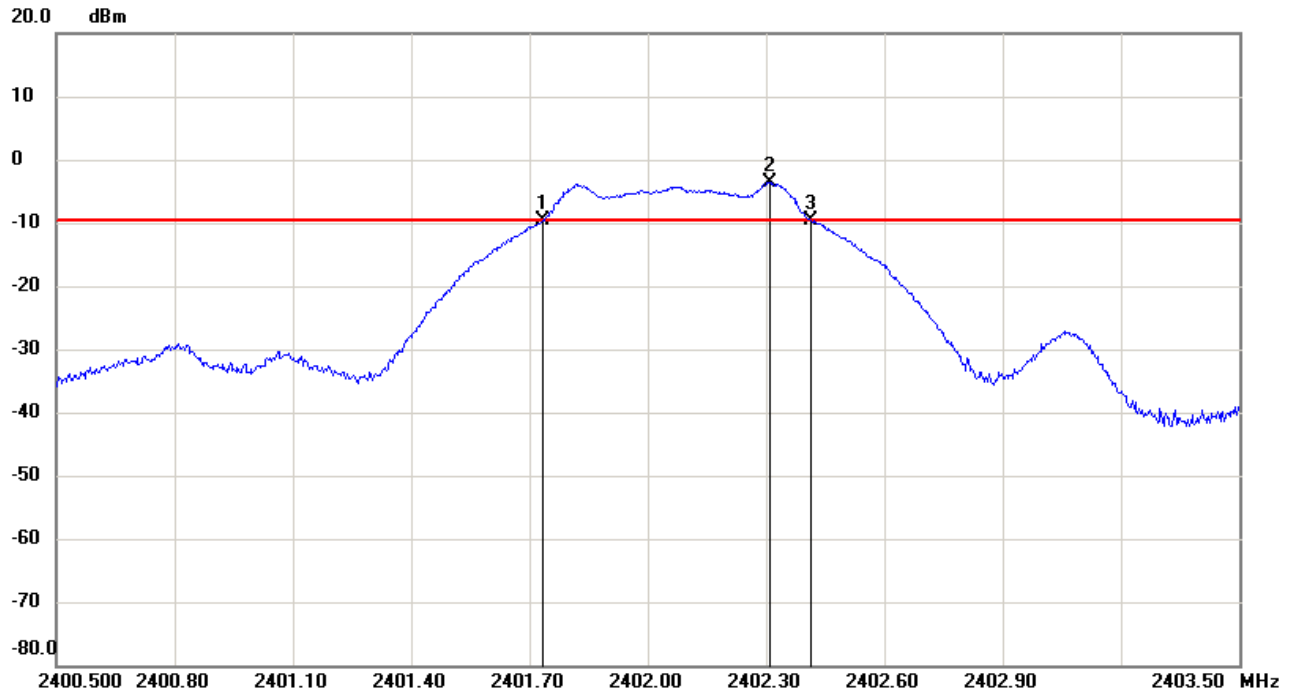
#### Measurement Data

GFSK mode			
Test channel	6dB Occupy Bandwidth (MHz)	Limit (kHz)	Result
Lowest	0.681	$\geq 500$	Pass
Middle	0.681	$\geq 500$	Pass
Highest	0.687	$\geq 500$	Pass



Test plot as follows:

Test mode:	GFSK	Test channel:	Lowest
------------	------	---------------	--------

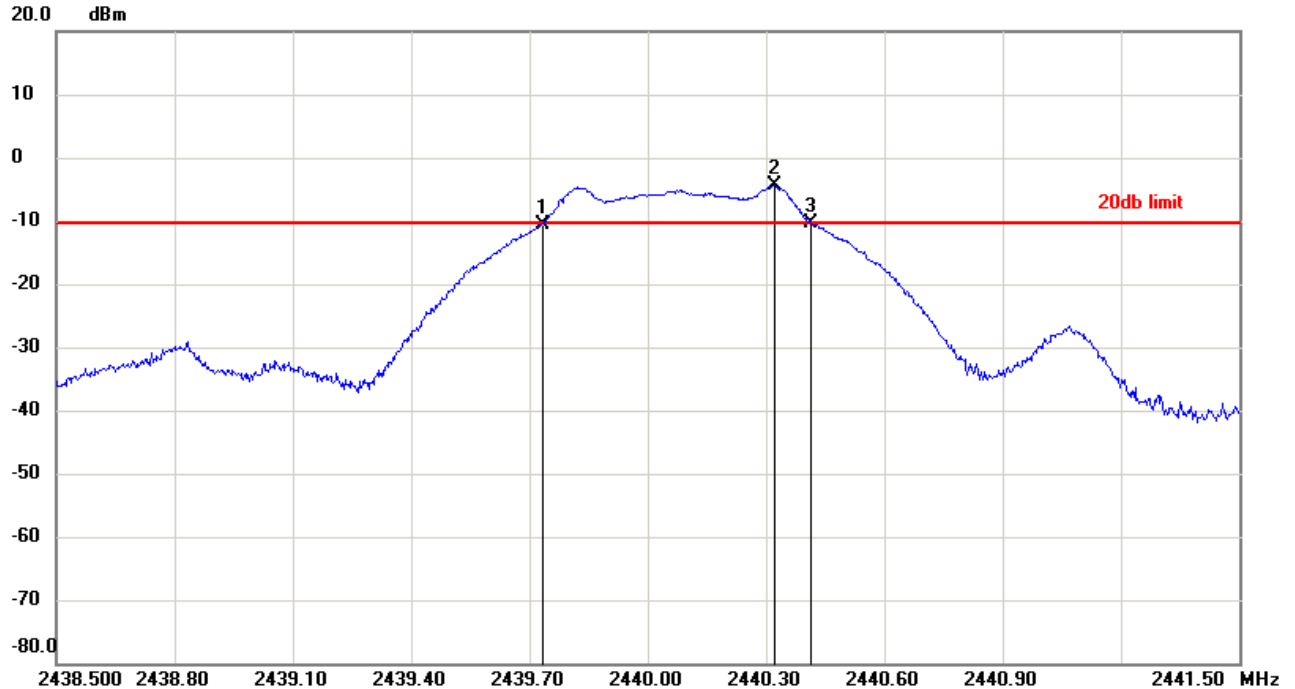


No.	Frequency(MHz)
1	2401.7330
2	2402.3090
3	2402.4140
mk3-mk1	0.681





Test mode:	GFSK	Test channel:	Middle
------------	------	---------------	--------



No.	Frequency(MHz)
1	2439.7330
2	2440.3210
3	2440.4140
mk3-mk1	0.681

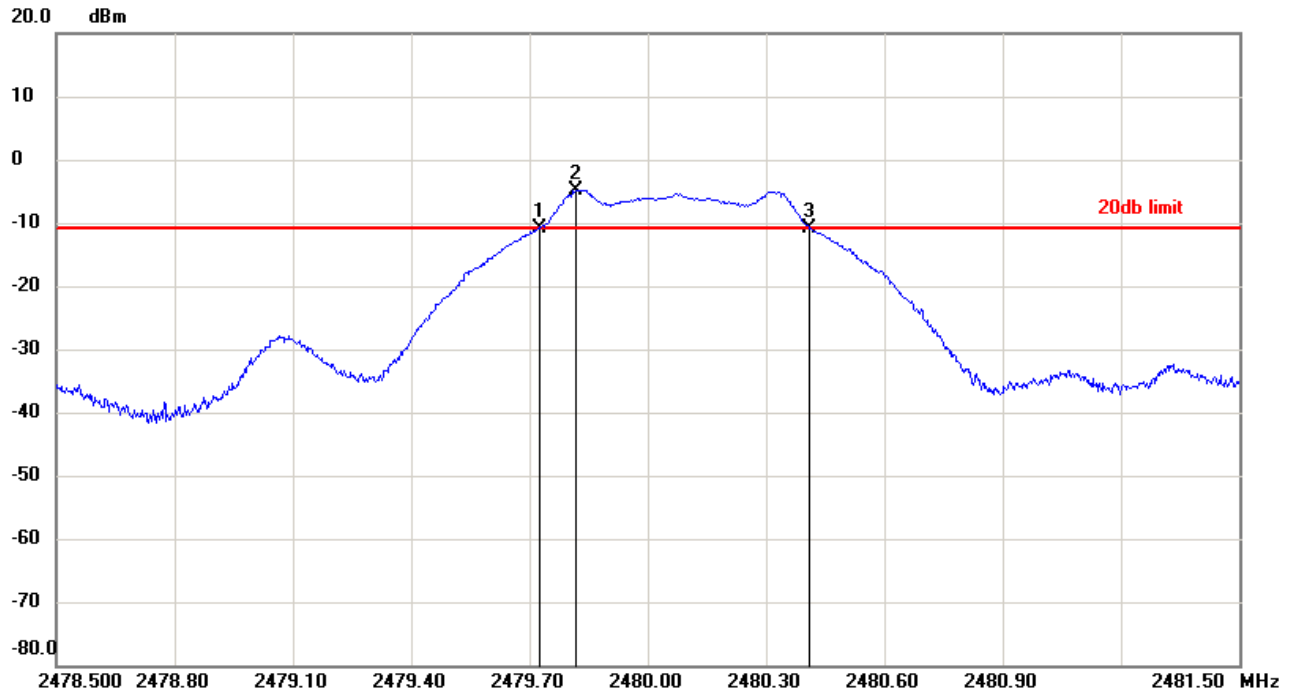


SGS-CSTC Standards Technical Services Co., Ltd.  
Shenzhen Branch

Report No.: SZEM150600379102

Page: 18 of 61

Test mode:	GFSK	Test channel:	Highest
------------	------	---------------	---------

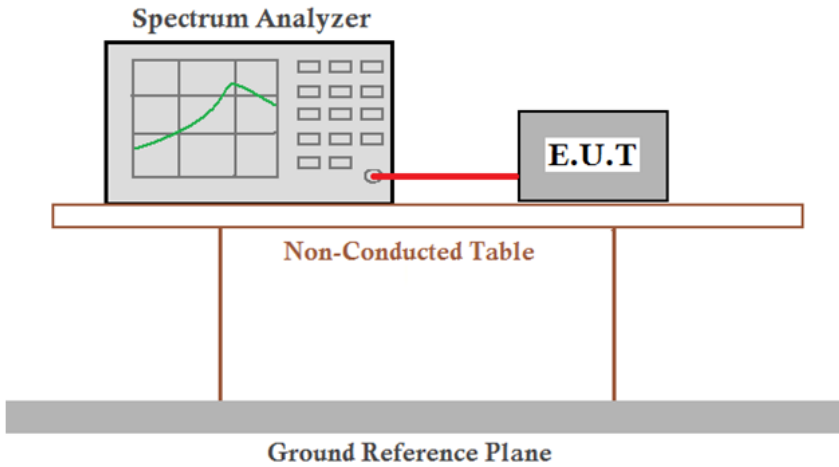


No.	Frequency(MHz)
1	2479.7240
2	2479.8170
3	2480.4110
mk3-mk1	0.687



"This document is issued by the Company subject to its General Conditions of Service printed overleaf, available on request or accessible at [www.sgs.com/terms\\_and\\_conditions.htm](http://www.sgs.com/terms_and_conditions.htm) and, for electronic format documents, subject to Terms and Conditions for Electronic Documents at [www.sgs.com/terms\\_e-document.htm](http://www.sgs.com/terms_e-document.htm). Attention is drawn to the limitation of liability, indemnification and jurisdiction issues defined therein. Any holder of this document is advised that information contained hereon reflects the Company's findings at the time of its intervention only and within the limits of Client's instructions, if any. The Company's sole responsibility is to its Client and this document does not exonerate parties to a transaction from exercising all their rights and obligations under the transaction documents. This document cannot be reproduced except in full, without prior written approval of the Company. Any unauthorized alteration, forgery or falsification of the content or appearance of this document is unlawful and offenders may be prosecuted to the fullest extent of the law. Unless otherwise stated the results shown in this test report refer only to the sample(s) tested and such sample(s) are retained for 90 days only."

## 6.4 Power Spectral Density

Test Requirement:	47 CFR Part 15C Section 15.247 (e)
Test Method:	ANSI C63.10 2009
Test Setup:	
Limit:	$\leq 8.00 \text{ dBm/3kHz}$
Test Mode:	Transmitting with GFSK modulation
Instruments Used:	Refer to section 5.10 for details
Test Results:	Pass

GFSK mode			
Test channel	Power Spectral Density (dBm/3kHz)	Limit (dBm/3kHz)	Result
Lowest	-15.97	$\leq 8.00$	Pass
Middle	-17.71	$\leq 8.00$	Pass
Highest	-18.21	$\leq 8.00$	Pass



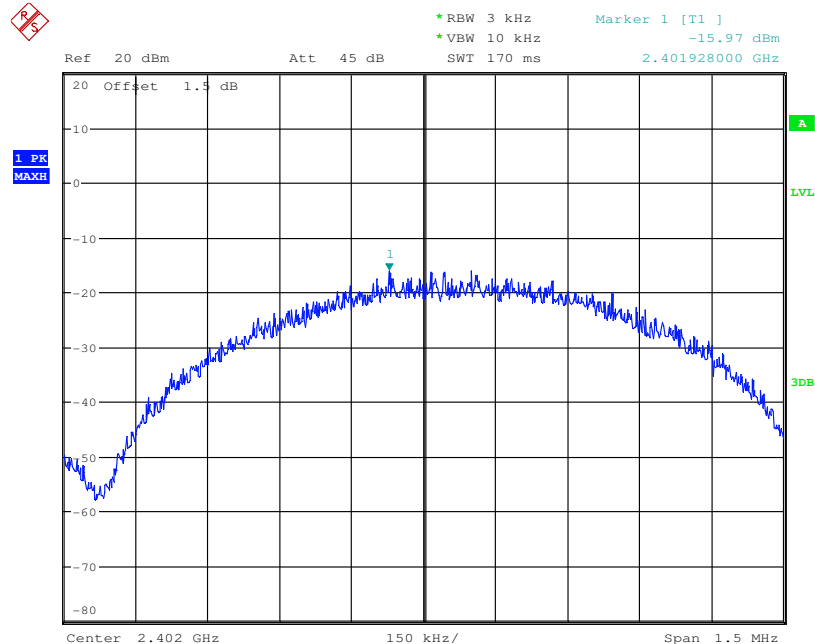
# SGS-CSTC Standards Technical Services Co., Ltd. Shenzhen Branch

Report No.: SZEM150600379102

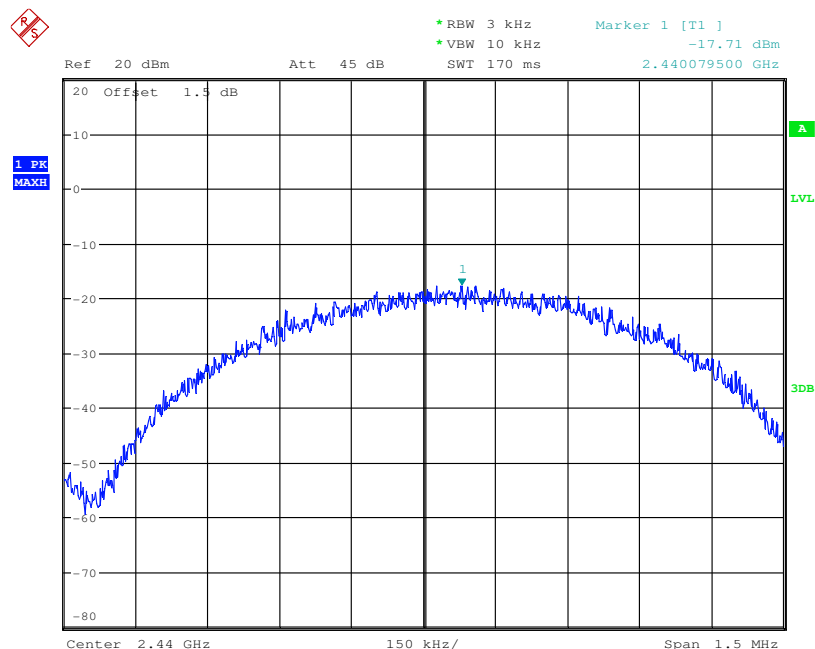
Page: 20 of 61

Test plot as follows:

Test mode:	GFSK	Test channel:	Lowest
------------	------	---------------	--------



Test mode:	GFSK	Test channel:	Middle
------------	------	---------------	--------



"This document is issued by the Company subject to its General Conditions of Service printed overleaf, available on request or accessible at [www.sgs.com/terms\\_and\\_conditions.htm](http://www.sgs.com/terms_and_conditions.htm) and, for electronic format documents, subject to Terms and Conditions for Electronic Documents at [www.sgs.com/terms\\_e-document.htm](http://www.sgs.com/terms_e-document.htm). Attention is drawn to the limitation of liability, indemnification and jurisdiction issues defined therein. Any holder of this document is advised that information contained hereon reflects the Company's findings at the time of its intervention only and within the limits of Client's instructions, if any. The Company's sole responsibility is to its Client and this document does not exonerate parties to a transaction from exercising all their rights and obligations under the transaction documents. This document cannot be reproduced except in full, without prior written approval of the Company. Any unauthorized alteration, forgery or falsification of the content or appearance of this document is unlawful and offenders may be prosecuted to the fullest extent of the law. Unless otherwise stated the results shown in this test report refer only to the sample(s) tested and such sample(s) are retained for 90 days only."

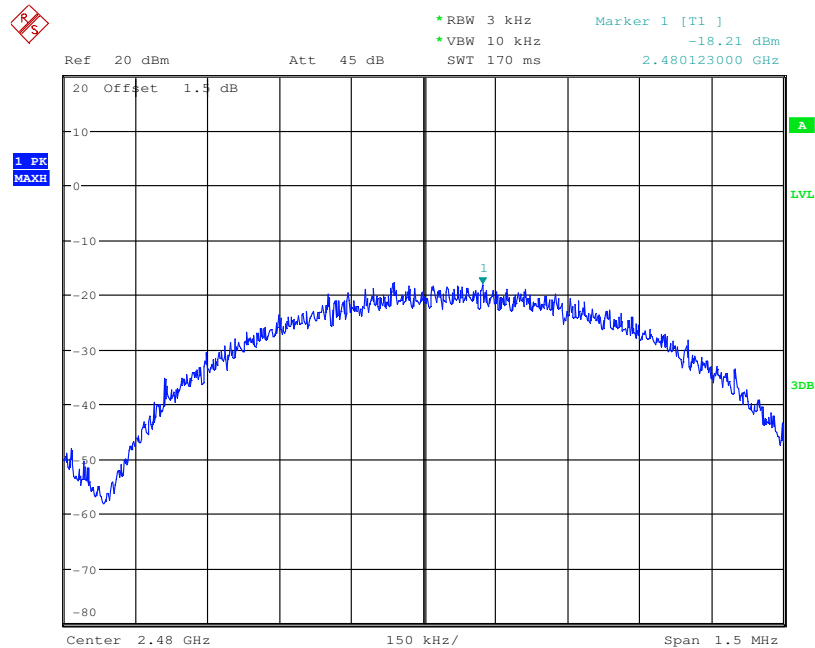


# SGS-CSTC Standards Technical Services Co., Ltd. Shenzhen Branch

Report No.: SZEM150600379102

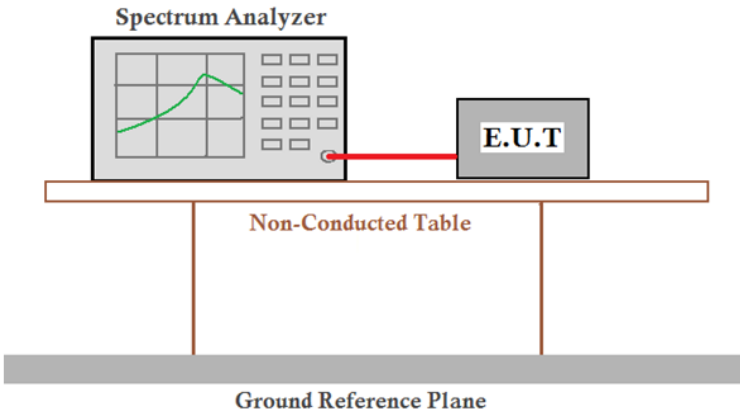
Page: 21 of 61

Test mode:	GFSK	Test channel:	Highest
------------	------	---------------	---------



"This document is issued by the Company subject to its General Conditions of Service printed overleaf, available on request or accessible at [www.sgs.com/terms\\_and\\_conditions.htm](http://www.sgs.com/terms_and_conditions.htm) and, for electronic format documents, subject to Terms and Conditions for Electronic Documents at [www.sgs.com/terms\\_e-document.htm](http://www.sgs.com/terms_e-document.htm). Attention is drawn to the limitation of liability, indemnification and jurisdiction issues defined therein. Any holder of this document is advised that information contained hereon reflects the Company's findings at the time of its intervention only and within the limits of Client's instructions, if any. The Company's sole responsibility is to its Client and this document does not exonerate parties to a transaction from exercising all their rights and obligations under the transaction documents. This document cannot be reproduced except in full, without prior written approval of the Company. Any unauthorized alteration, forgery or falsification of the content or appearance of this document is unlawful and offenders may be prosecuted to the fullest extent of the law. Unless otherwise stated the results shown in this test report refer only to the sample(s) tested and such sample(s) are retained for 90 days only."

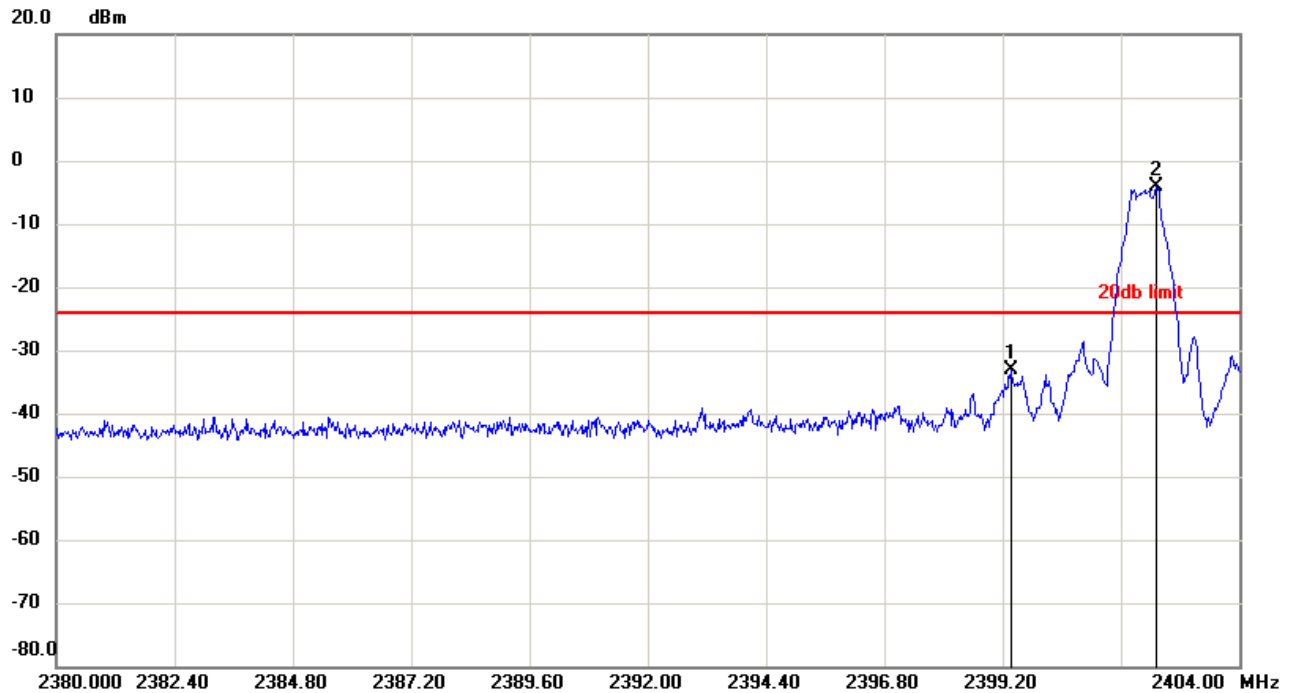
## 6.5 Band-edge for RF Conducted Emissions

Test Requirement:	47 CFR Part 15C Section 15.247 (d)
Test Method:	ANSI C63.10 2009
Test Setup:	 <p>Remark: Offset the High-Frequency cable loss 1.5dB in the spectrum analyzer.</p>
Limit:	In any 100 kHz bandwidth outside the frequency band in which the spread spectrum intentional radiator is operating, the radio frequency power that is produced by the intentional radiator shall be at least 20 dB below that in the 100 kHz bandwidth within the band that contains the highest level of the desired power, based on either an RF conducted or a radiated measurement.
Test Mode:	Transmitting with GFSK modulation
Instruments Used:	Refer to section 5.10 for details
Test Results:	Pass



Test plot as follows:

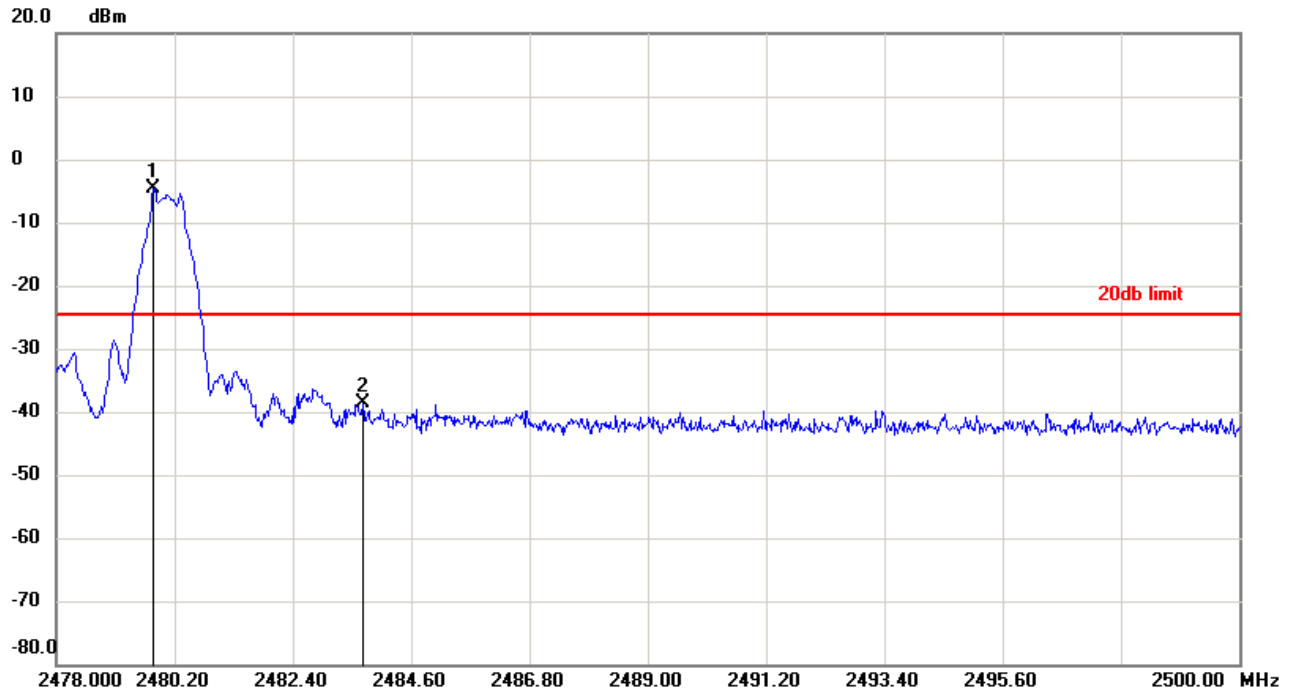
Test mode:	GFSK	Test channel:	Lowest
------------	------	---------------	--------



No.	Frequency(MHz)	Result(dBm)	Limit(dBm)	Margin(dBm)
1	2399.3680	-33.08	-24.05	-9.03
2	2402.3200	-4.05	-24.05	20.00



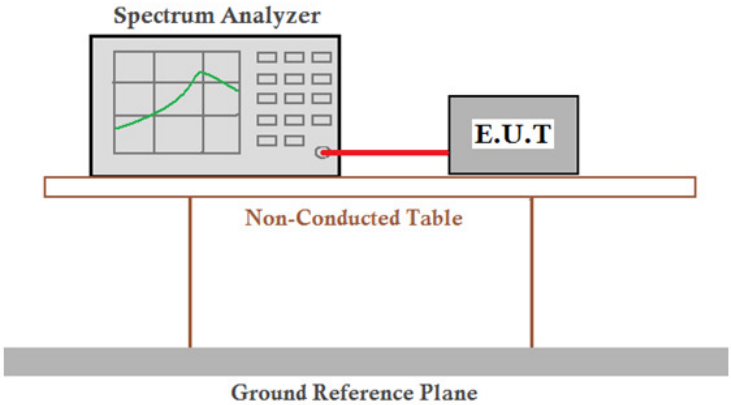
Test mode:	GFSK	Test channel:	Highest
------------	------	---------------	---------



No.	Frequency(MHz)	Result(dBm)	Limit(dBm)	Margin(dBm)
1	2479.8040	-4.71	-24.71	20.00
2	2483.6980	-38.64	-24.71	-13.93



## 6.6 Spurious RF Conducted Emissions

Test Requirement:	47 CFR Part 15C Section 15.247 (d)
Test Method:	ANSI C63.10 2009
Test Setup:	 <p>Remark: Offset the High-Frequency cable loss 1.5dB in the spectrum analyzer.</p>
Limit:	In any 100 kHz bandwidth outside the frequency band in which the spread spectrum intentional radiator is operating, the radio frequency power that is produced by the intentional radiator shall be at least 20 dB below that in the 100 kHz bandwidth within the band that contains the highest level of the desired power, based on either an RF conducted or a radiated measurement.
Test Mode:	Transmitting with GFSK modulation
Instruments Used:	Refer to section 5.10 for details
Test Results:	Pass

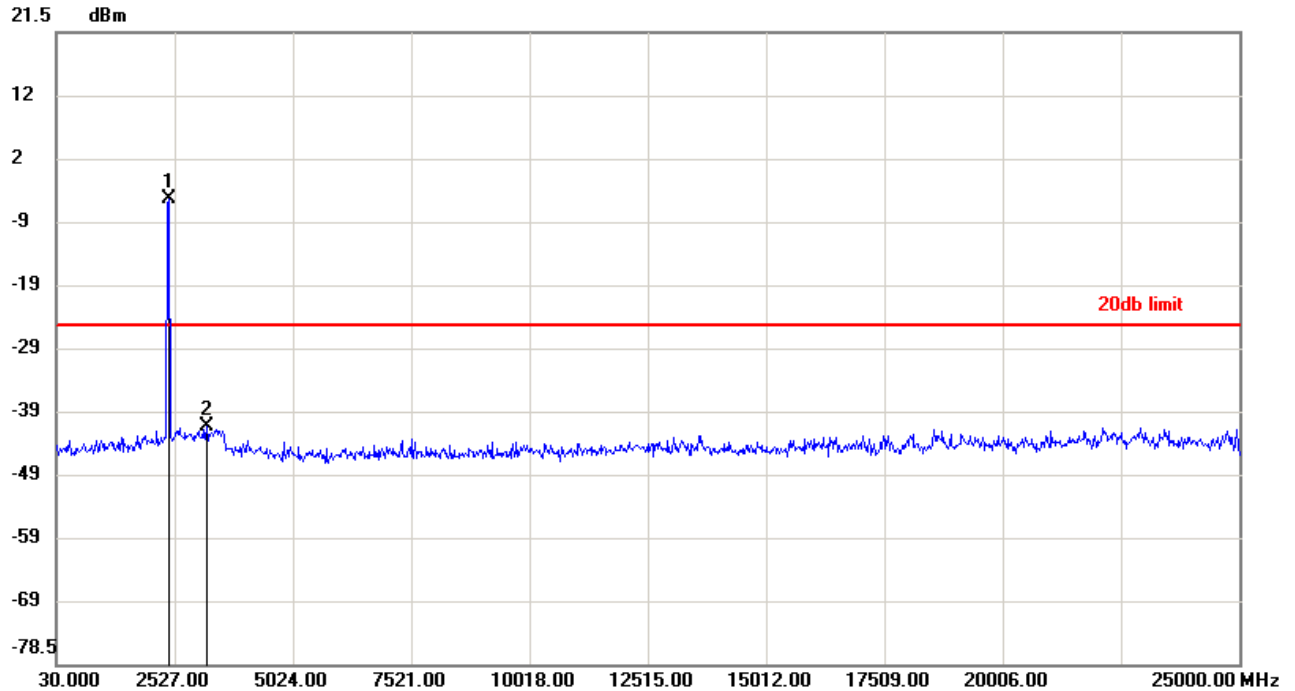


**SGS-CSTC Standards Technical Services Co., Ltd.**  
**Shenzhen Branch**

Report No.: SZEM150600379102

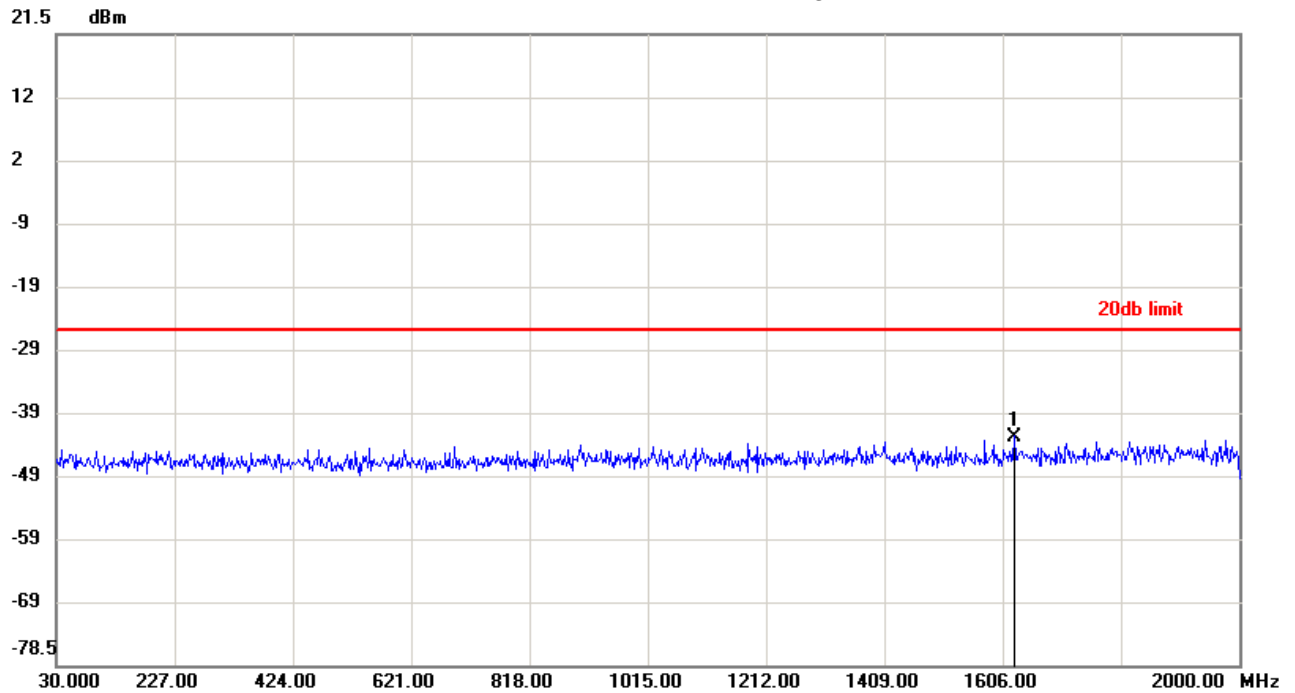
Page: 26 of 61

Test mode:	GFSK	Test channel:	Lowest
------------	------	---------------	--------



No.	Frequency(MHz)	Result(dBm)	Limit(dBm)	Margin(dBm)
1	2402.1500	-4.91	-24.91	20.00
2	3216.1720	-40.95	-24.91	-16.04

"This document is issued by the Company subject to its General Conditions of Service printed overleaf, available on request or accessible at [www.sgs.com/terms\\_and\\_conditions.htm](http://www.sgs.com/terms_and_conditions.htm) and, for electronic format documents, subject to Terms and Conditions for Electronic Documents at [www.sgs.com/terms\\_e-document.htm](http://www.sgs.com/terms_e-document.htm). Attention is drawn to the limitation of liability, indemnification and jurisdiction issues defined therein. Any holder of this document is advised that information contained hereon reflects the Company's findings at the time of its intervention only and within the limits of Client's instructions, if any. The Company's sole responsibility is to its Client and this document does not exonerate parties to a transaction from exercising all their rights and obligations under the transaction documents. This document cannot be reproduced except in full, without prior written approval of the Company. Any unauthorized alteration, forgery or falsification of the content or appearance of this document is unlawful and offenders may be prosecuted to the fullest extent of the law. Unless otherwise stated the results shown in this test report refer only to the sample(s) tested and such sample(s) are retained for 90 days only."



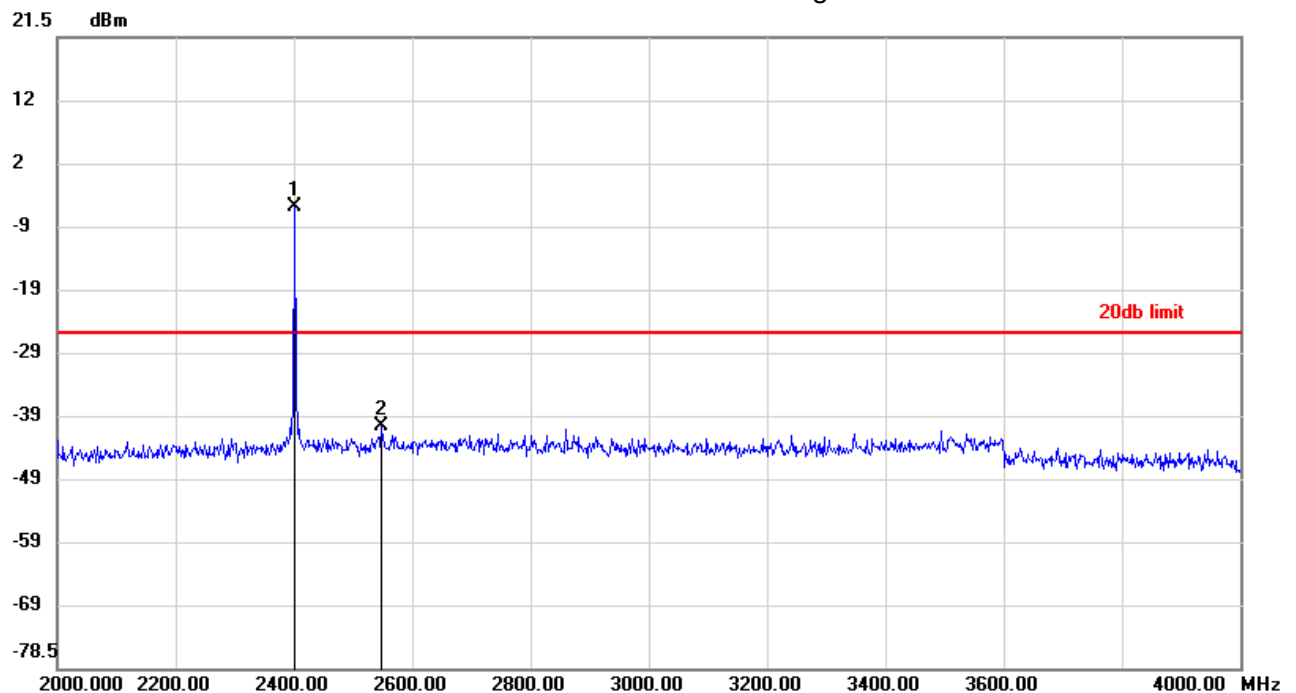
No.	Frequency(MHz)	Result(dBm)	Limit(dBm)	Margin(dBm)
1	1627.0790	-42.25	-25.46	-16.79



SGS-CSTC Standards Technical Services Co., Ltd.  
Shenzhen Branch

Report No.: SZEM150600379102

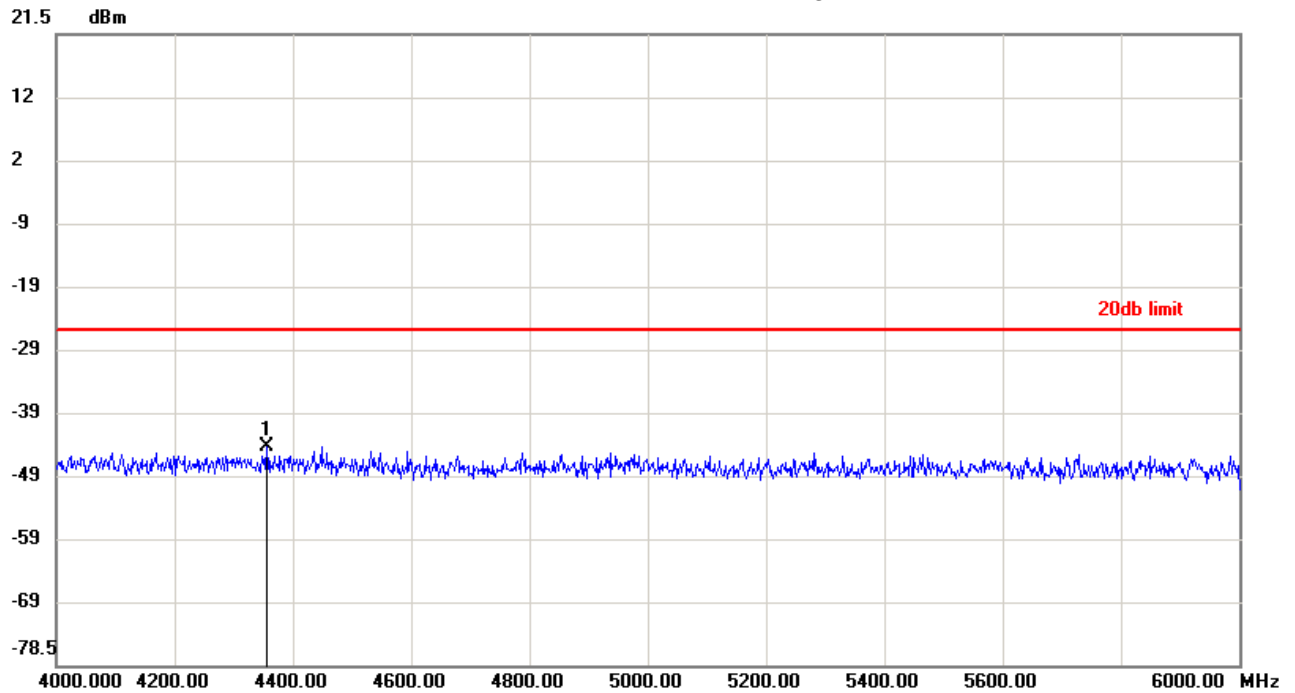
Page: 28 of 61



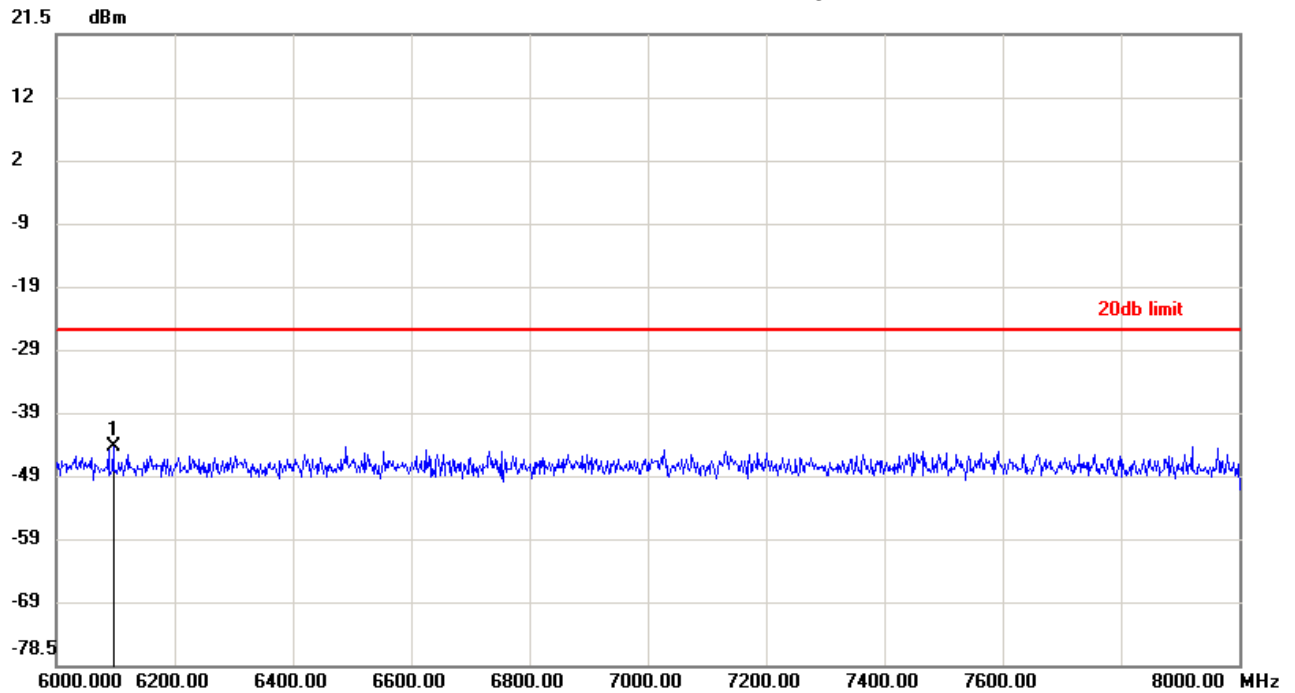
No.	Frequency(MHz)	Result(dBm)	Limit(dBm)	Margin(dBm)
1	2402.1333	-5.46	-25.46	20.00
2	2548.0000	-40.18	-25.46	-14.72



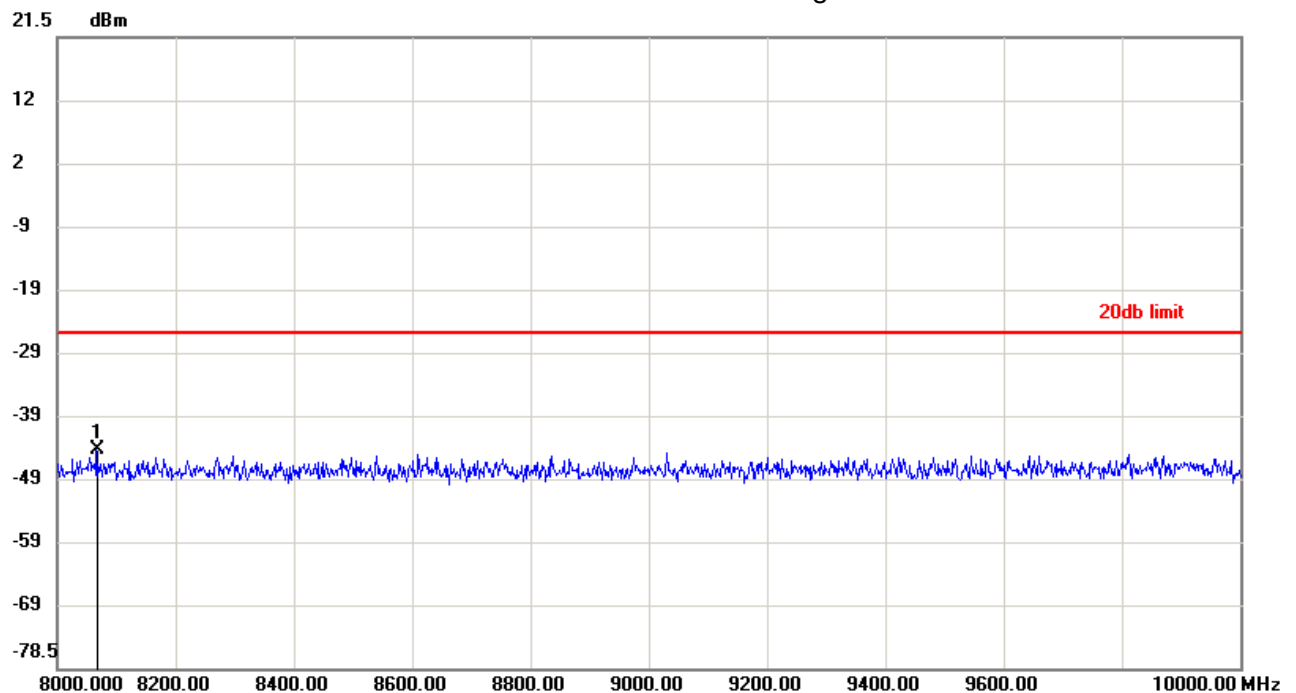
"This document is issued by the Company subject to its General Conditions of Service printed overleaf, available on request or accessible at [www.sgs.com/terms\\_and\\_conditions.htm](http://www.sgs.com/terms_and_conditions.htm) and, for electronic format documents, subject to Terms and Conditions for Electronic Documents at [www.sgs.com/terms\\_e-document.htm](http://www.sgs.com/terms_e-document.htm). Attention is drawn to the limitation of liability, indemnification and jurisdiction issues defined therein. Any holder of this document is advised that information contained hereon reflects the Company's findings at the time of its intervention only and within the limits of Client's instructions, if any. The Company's sole responsibility is to its Client and this document does not exonerate parties to a transaction from exercising all their rights and obligations under the transaction documents. This document cannot be reproduced except in full, without prior written approval of the Company. Any unauthorized alteration, forgery or falsification of the content or appearance of this document is unlawful and offenders may be prosecuted to the fullest extent of the law. Unless otherwise stated the results shown in this test report refer only to the sample(s) tested and such sample(s) are retained for 90 days only."



No.	Frequency(MHz)	Result(dBm)	Limit(dBm)	Margin(dBm)
1	4357.9333	-43.83	-25.46	-18.37



No.	Frequency(MHz)	Result(dBm)	Limit(dBm)	Margin(dBm)
1	6097.5333	-43.93	-25.46	-18.47



No.	Frequency(MHz)	Result(dBm)	Limit(dBm)	Margin(dBm)
1	8066.2667	-43.98	-25.46	-18.52

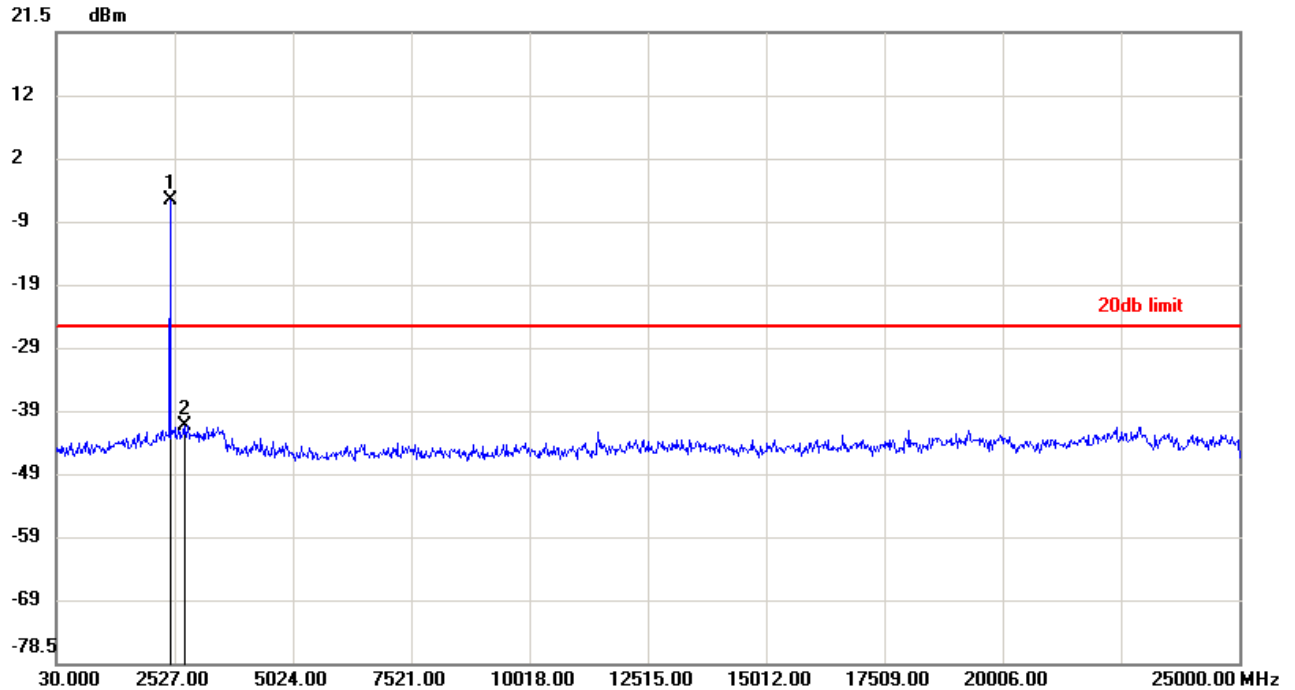


**SGS-CSTC Standards Technical Services Co., Ltd.**  
**Shenzhen Branch**

Report No.: SZEM150600379102

Page: 32 of 61

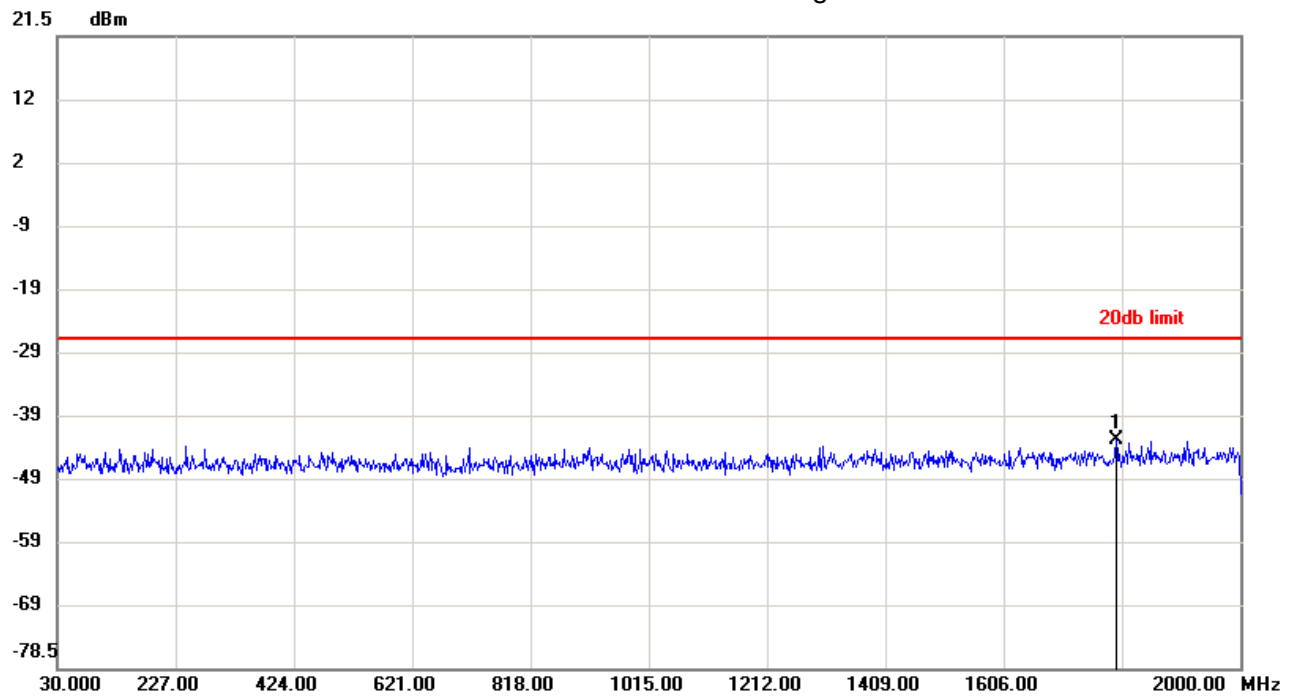
Test mode:	GFSK	Test channel:	Middle
------------	------	---------------	--------



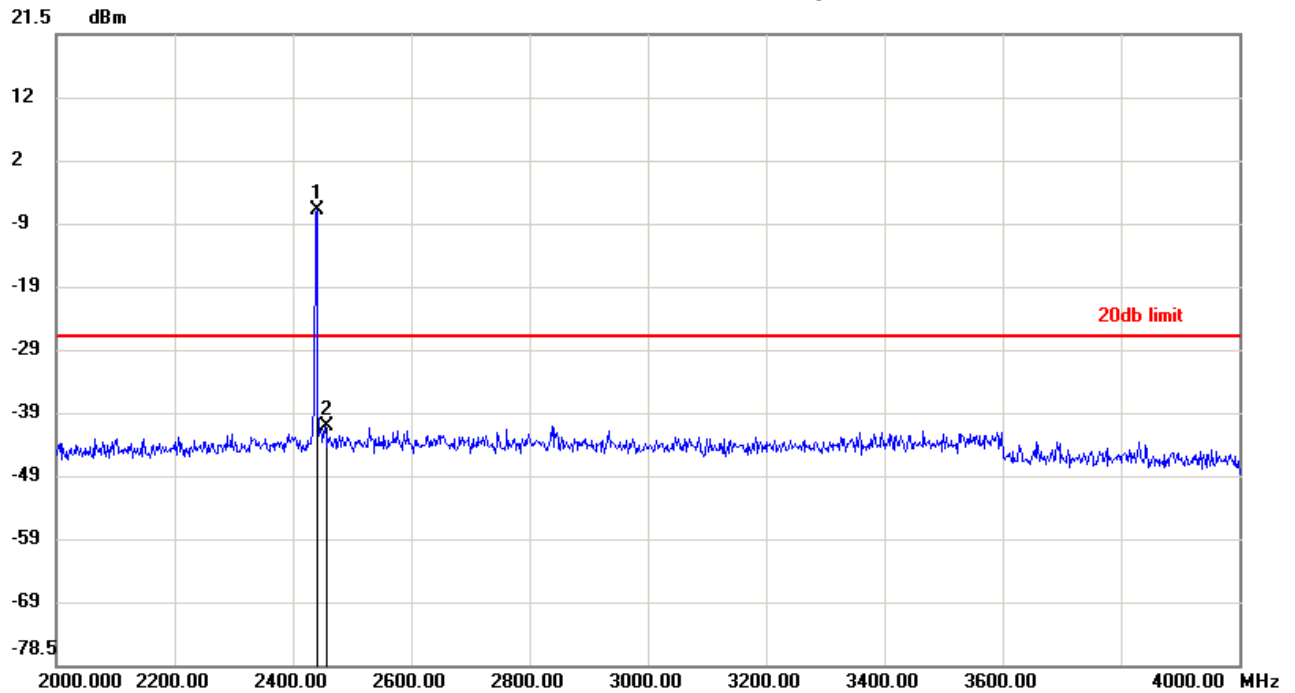
No.	Frequency(MHz)	Result(dBm)	Limit(dBm)	Margin(dBm)
1	2439.6050	-5.08	-25.08	20.00
2	2740.0773	-40.89	-25.08	-15.81

"This document is issued by the Company subject to its General Conditions of Service printed overleaf, available on request or accessible at [www.sgs.com/terms\\_and\\_conditions.htm](http://www.sgs.com/terms_and_conditions.htm) and, for electronic format documents, subject to Terms and Conditions for Electronic Documents at [www.sgs.com/terms\\_e-document.htm](http://www.sgs.com/terms_e-document.htm). Attention is drawn to the limitation of liability, indemnification and jurisdiction issues defined therein. Any holder of this document is advised that information contained hereon reflects the Company's findings at the time of its intervention only and within the limits of Client's instructions, if any. The Company's sole responsibility is to its Client and this document does not exonerate parties to a transaction from exercising all their rights and obligations under the transaction documents. This document cannot be reproduced except in full, without prior written approval of the Company. Any unauthorized alteration, forgery or falsification of the content or appearance of this document is unlawful and offenders may be prosecuted to the fullest extent of the law. Unless otherwise stated the results shown in this test report refer only to the sample(s) tested and such sample(s) are retained for 90 days only."

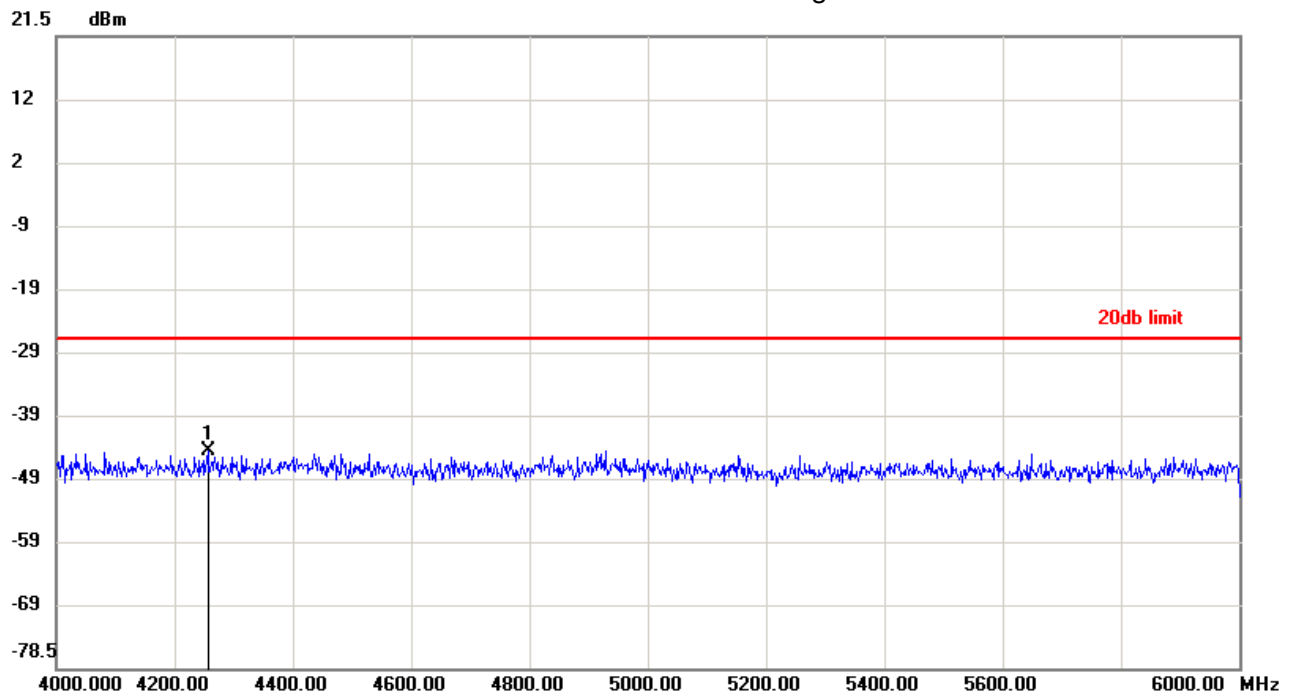




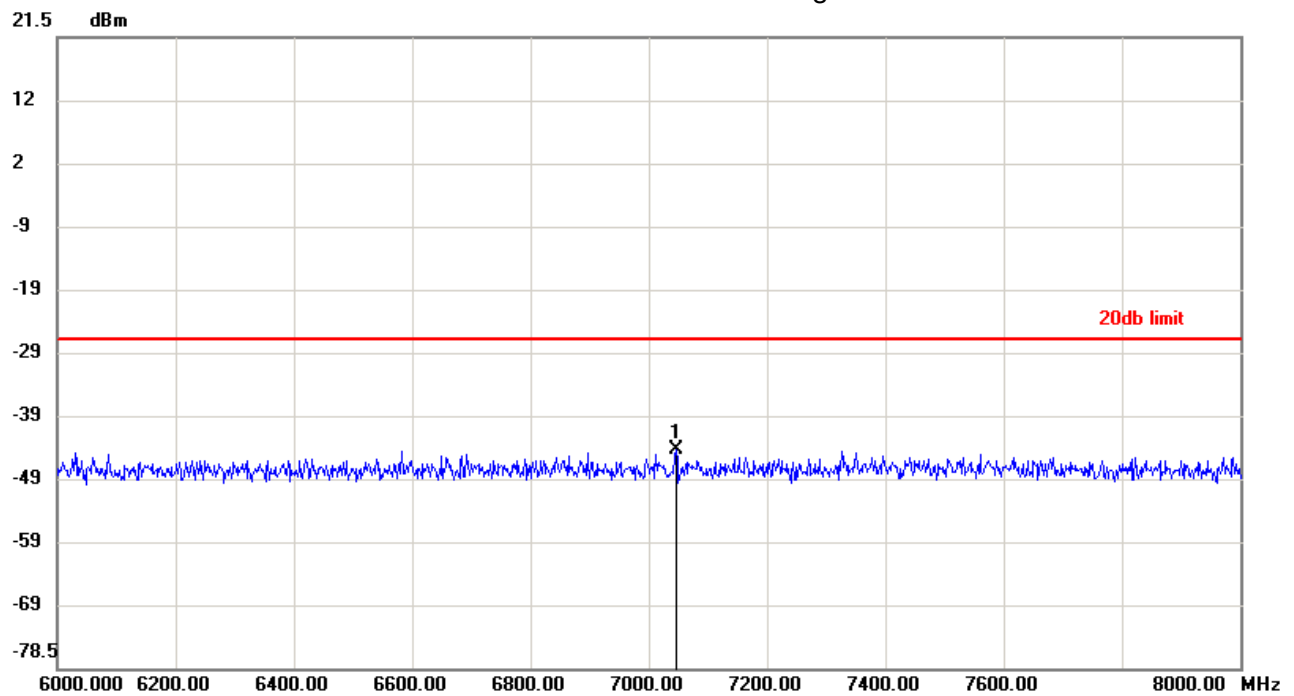
No.	Frequency(MHz)	Result(dBm)	Limit(dBm)	Margin(dBm)
1	1794.9230	-42.31	-26.26	-16.05



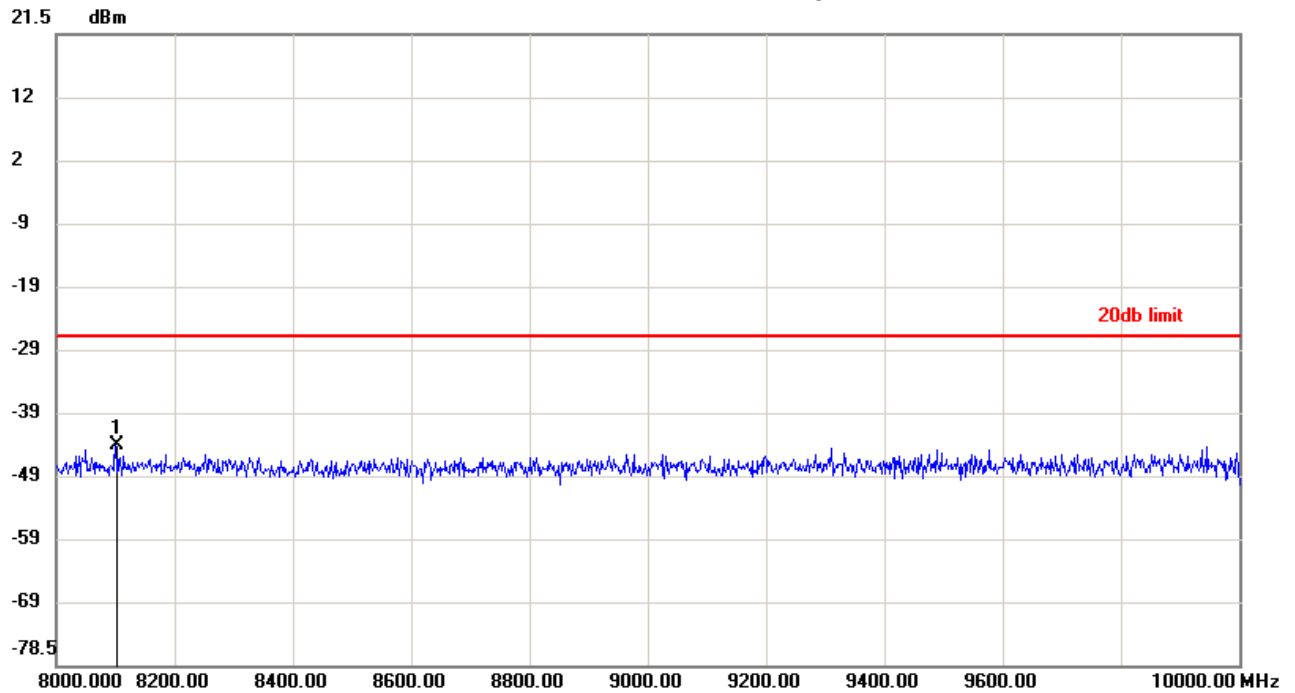
No.	Frequency(MHz)	Result(dBm)	Limit(dBm)	Margin(dBm)
1	2440.0000	-6.26	-26.26	20.00
2	2454.6667	-40.55	-26.26	-14.29



No.	Frequency(MHz)	Result(dBm)	Limit(dBm)	Margin(dBm)
1	4257.5333	-44.06	-26.26	-17.80



No.	Frequency(MHz)	Result(dBm)	Limit(dBm)	Margin(dBm)
1	7046.0000	-43.98	-26.26	-17.72



No.	Frequency(MHz)	Result(dBm)	Limit(dBm)	Margin(dBm)
1	8100.2667	-43.63	-26.26	-17.37

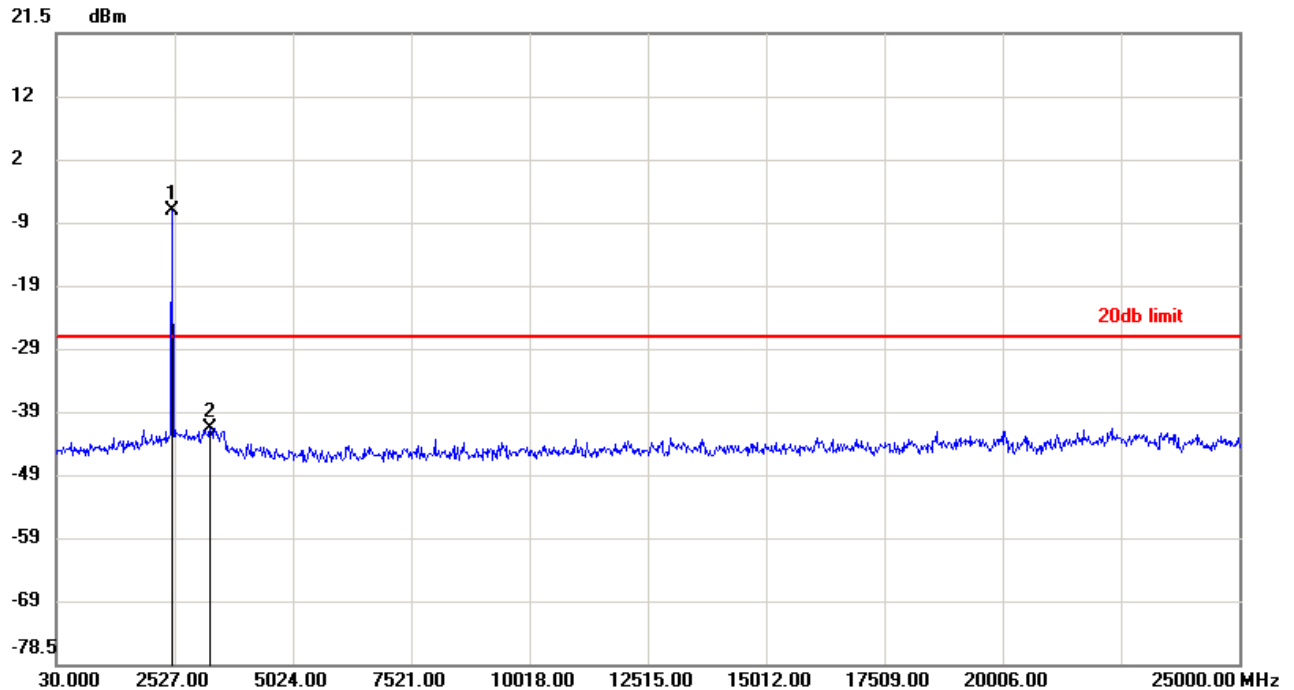


SGS-CSTC Standards Technical Services Co., Ltd.  
Shenzhen Branch

Report No.: SZEM150600379102

Page: 38 of 61

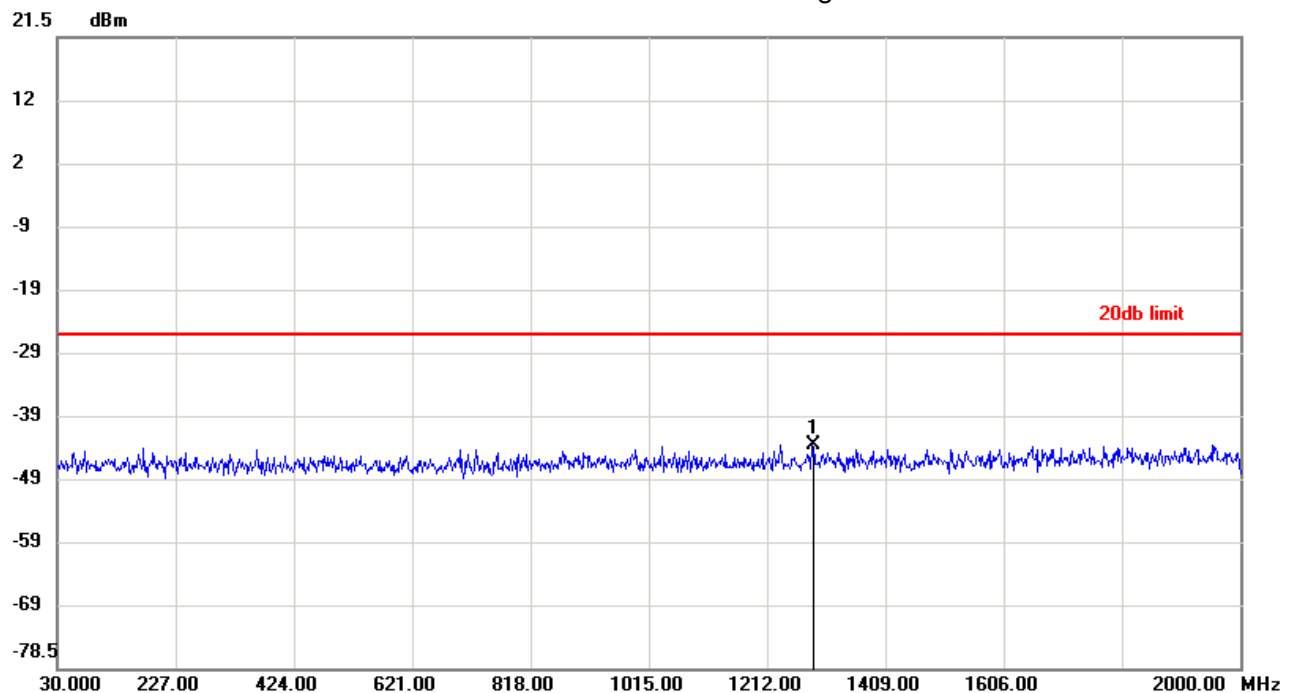
Test mode:	GFSK	Test channel:	Highest
------------	------	---------------	---------



No.	Frequency(MHz)	Result(dBm)	Limit(dBm)	Margin(dBm)
1	2479.5570	-6.70	-26.70	20.00
2	3283.5910	-41.02	-26.70	-14.32



"This document is issued by the Company subject to its General Conditions of Service printed overleaf, available on request or accessible at [www.sgs.com/terms\\_and\\_conditions.htm](http://www.sgs.com/terms_and_conditions.htm) and, for electronic format documents, subject to Terms and Conditions for Electronic Documents at [www.sgs.com/terms\\_e-document.htm](http://www.sgs.com/terms_e-document.htm). Attention is drawn to the limitation of liability, indemnification and jurisdiction issues defined therein. Any holder of this document is advised that information contained hereon reflects the Company's findings at the time of its intervention only and within the limits of Client's instructions, if any. The Company's sole responsibility is to its Client and this document does not exonerate parties to a transaction from exercising all their rights and obligations under the transaction documents. This document cannot be reproduced except in full, without prior written approval of the Company. Any unauthorized alteration, forgery or falsification of the content or appearance of this document is unlawful and offenders may be prosecuted to the fullest extent of the law. Unless otherwise stated the results shown in this test report refer only to the sample(s) tested and such sample(s) are retained for 90 days only."



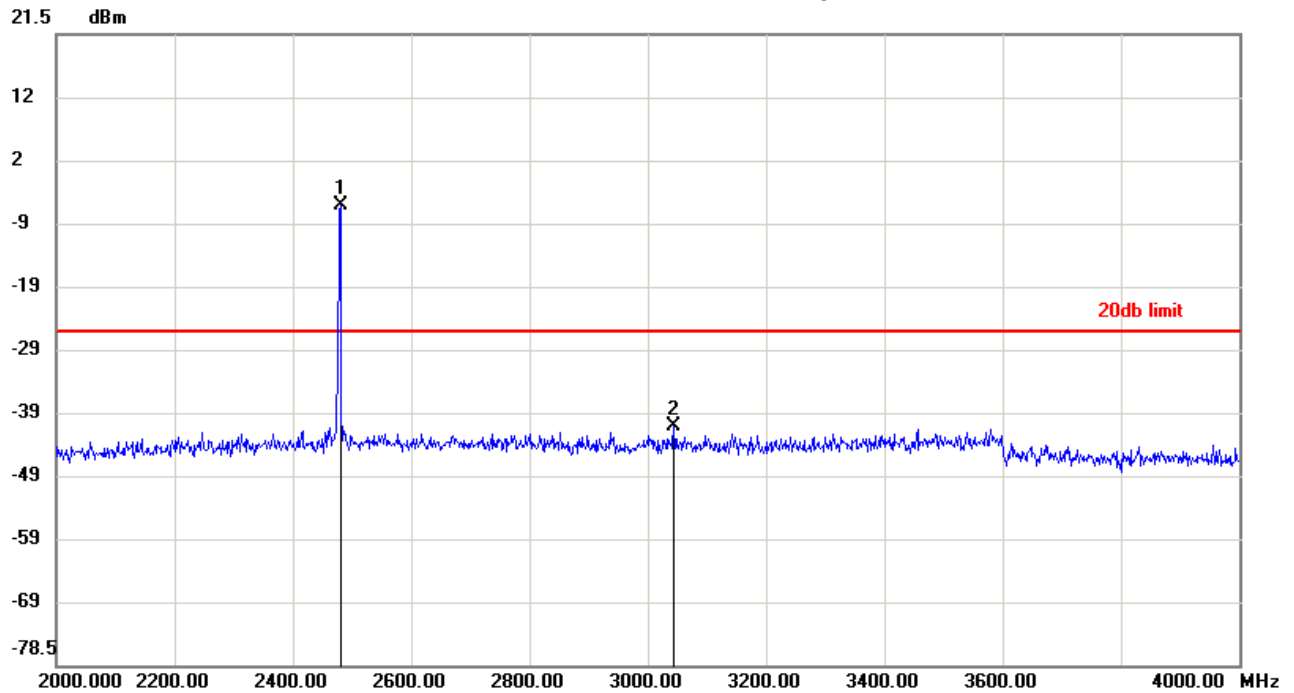
No.	Frequency(MHz)	Result(dBm)	Limit(dBm)	Margin(dBm)
1	1287.7137	-43.13	-25.68	-17.45



SGS-CSTC Standards Technical Services Co., Ltd.  
Shenzhen Branch

Report No.: SZEM150600379102

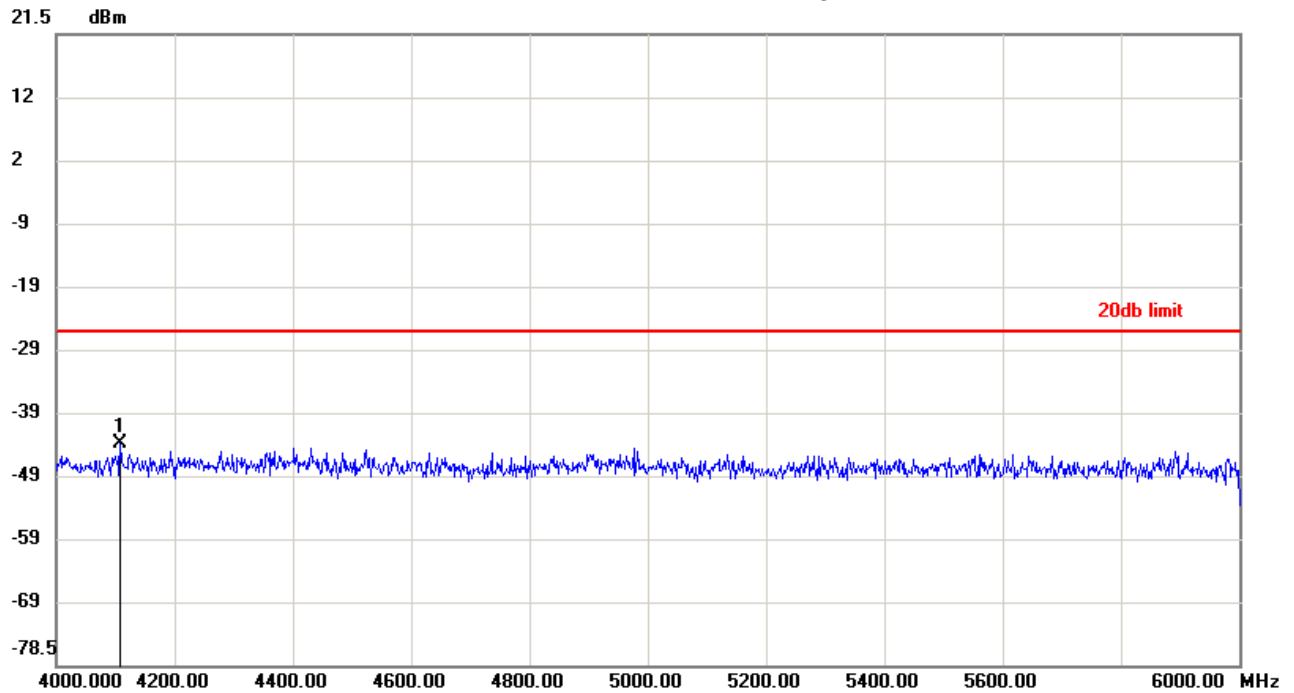
Page: 40 of 61



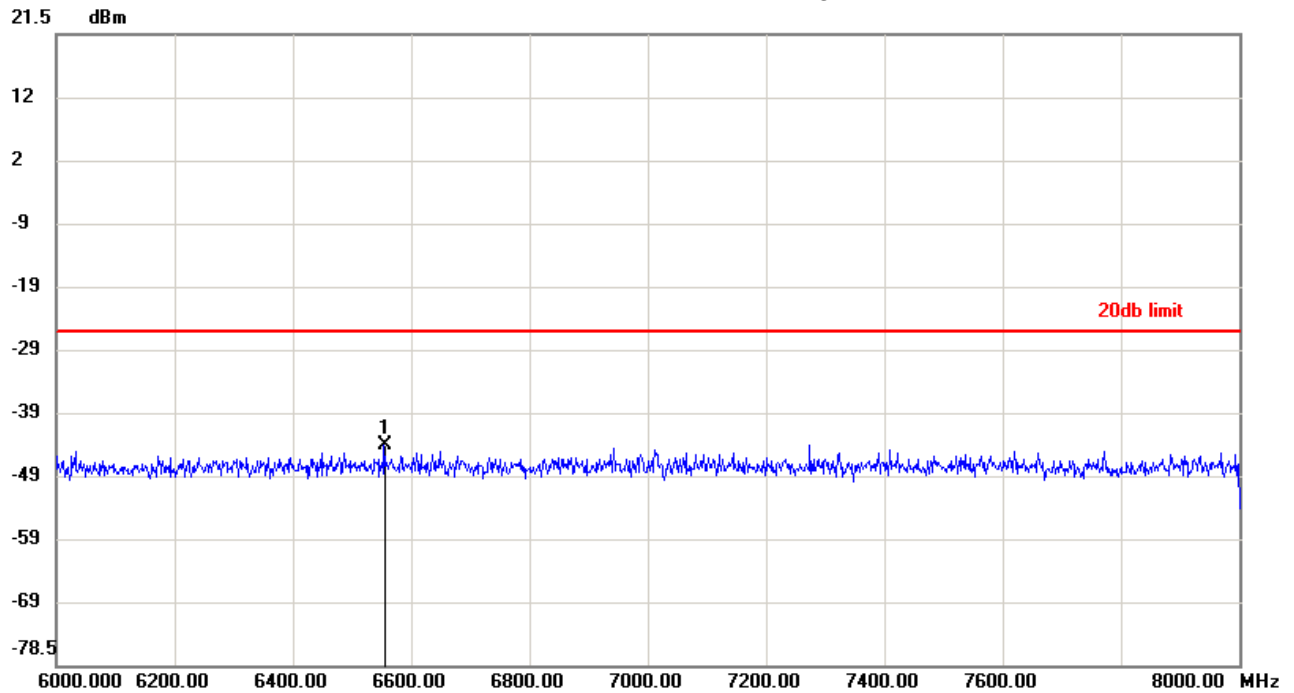
No.	Frequency(MHz)	Result(dBm)	Limit(dBm)	Margin(dBm)
1	2480.0000	-5.68	-25.68	20.00
2	3044.8000	-40.55	-25.68	-14.87

"This document is issued by the Company subject to its General Conditions of Service printed overleaf, available on request or accessible at [www.sgs.com/terms\\_and\\_conditions.htm](http://www.sgs.com/terms_and_conditions.htm) and, for electronic format documents, subject to Terms and Conditions for Electronic Documents at [www.sgs.com/terms\\_e-document.htm](http://www.sgs.com/terms_e-document.htm). Attention is drawn to the limitation of liability, indemnification and jurisdiction issues defined therein. Any holder of this document is advised that information contained hereon reflects the Company's findings at the time of its intervention only and within the limits of Client's instructions, if any. The Company's sole responsibility is to its Client and this document does not exonerate parties to a transaction from exercising all their rights and obligations under the transaction documents. This document cannot be reproduced except in full, without prior written approval of the Company. Any unauthorized alteration, forgery or falsification of the content or appearance of this document is unlawful and offenders may be prosecuted to the fullest extent of the law. Unless otherwise stated the results shown in this test report refer only to the sample(s) tested and such sample(s) are retained for 90 days only."

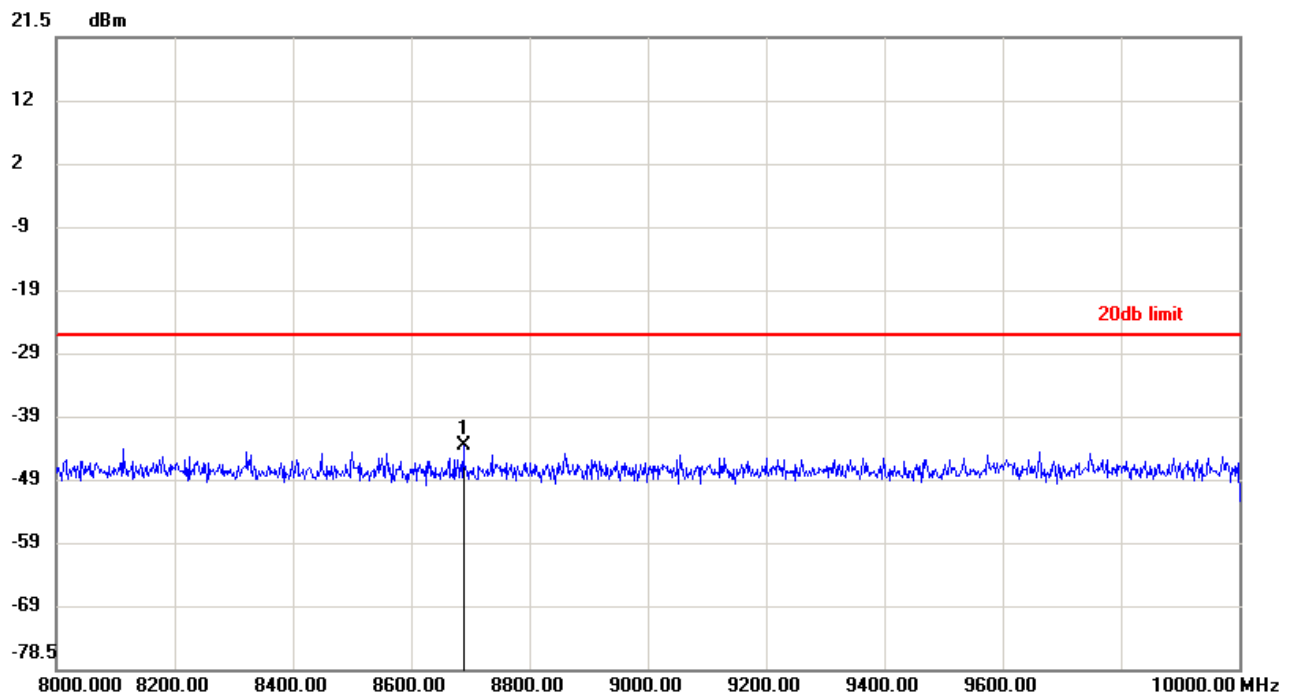




No.	Frequency(MHz)	Result(dBm)	Limit(dBm)	Margin(dBm)
1	4108.1333	-43.29	-25.68	-17.61



No.	Frequency(MHz)	Result(dBm)	Limit(dBm)	Margin(dBm)
1	6554.8667	-43.67	-25.68	-17.99



No.	Frequency(MHz)	Result(dBm)	Limit(dBm)	Margin(dBm)
1	8689.7333	-43.06	-25.68	-17.38

Remark:

Pretest 9kHz to 25GHz, find the highest point when testing, so only the worst data were shown in the test report. Per FCC Part 15.33 (a) and 15.31 (o) ,The amplitude of spurious emissions from intentional radiators which are attenuated more than 20 dB below the permissible value need not be reported unless specifically required elsewhere in this part.



## 6.7 Radiated Spurious Emission

### 6.7.1 Spurious Emissions

Test Requirement:	47 CFR Part 15C Section 15.209 and 15.205				
Test Method:	ANSI C63.10 2009				
Test Site:	Measurement Distance: 3m (Semi-Anechoic Chamber)				
Receiver Setup:	Frequency	Detector	RBW	VBW	Remark
	0.009MHz-0.090MHz	Peak	10kHz	30kHz	Peak
	0.009MHz-0.090MHz	Average	10kHz	30kHz	Average
	0.090MHz-0.110MHz	Quasi-peak	10kHz	30kHz	Quasi-peak
	0.110MHz-0.490MHz	Peak	10kHz	30kHz	Peak
	0.110MHz-0.490MHz	Average	10kHz	30kHz	Average
	0.490MHz -30MHz	Quasi-peak	10kHz	30kHz	Quasi-peak
	30MHz-1GHz	Quasi-peak	100 kHz	300kHz	Quasi-peak
	Above 1GHz	Peak	1MHz	3MHz	Peak
		Peak	1MHz	10Hz	Average
Limit:	Frequency	Field strength (microvolt/meter)	Limit (dBuV/m)	Remark	Measurement distance (m)
	0.009MHz-0.490MHz	2400/F(kHz)	-	-	300
	0.490MHz-1.705MHz	24000/F(kHz)	-	-	30
	1.705MHz-30MHz	30	-	-	30
	30MHz-88MHz	100	40.0	Quasi-peak	3
	88MHz-216MHz	150	43.5	Quasi-peak	3
	216MHz-960MHz	200	46.0	Quasi-peak	3
	960MHz-1GHz	500	54.0	Quasi-peak	3
	Above 1GHz	500	54.0	Average	3
Note: 15.35(b), Unless otherwise specified, the limit on peak radio frequency emissions is 20dB above the maximum permitted average emission limit applicable to the equipment under test. This peak limit applies to the total peak emission level radiated by the device.					
Test Setup:					

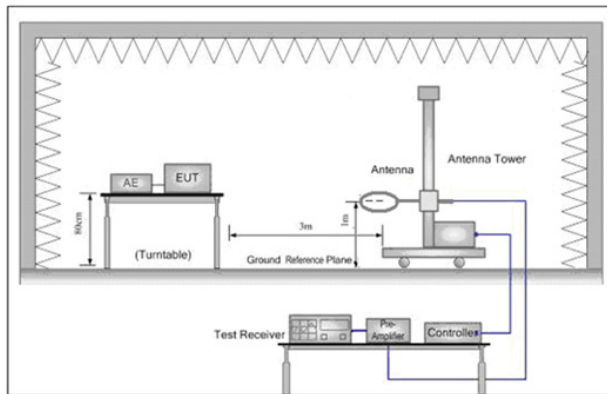


Figure 1. Below 30MHz

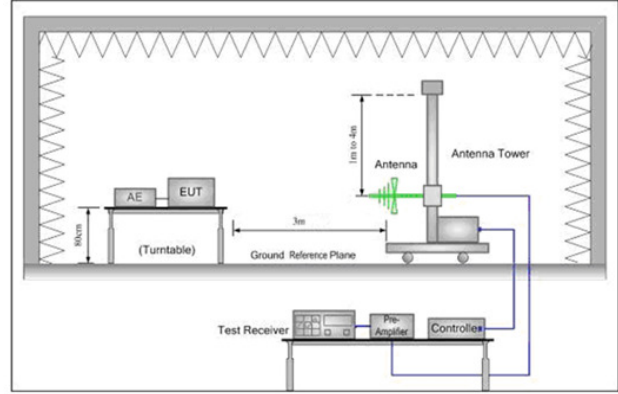


Figure 2. 30MHz to 1GHz

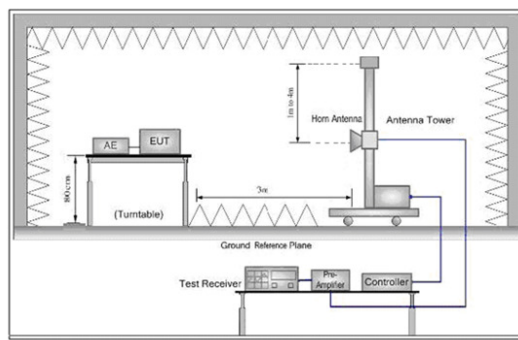


Figure 3. Above 1 GHz

**Test Procedure:**

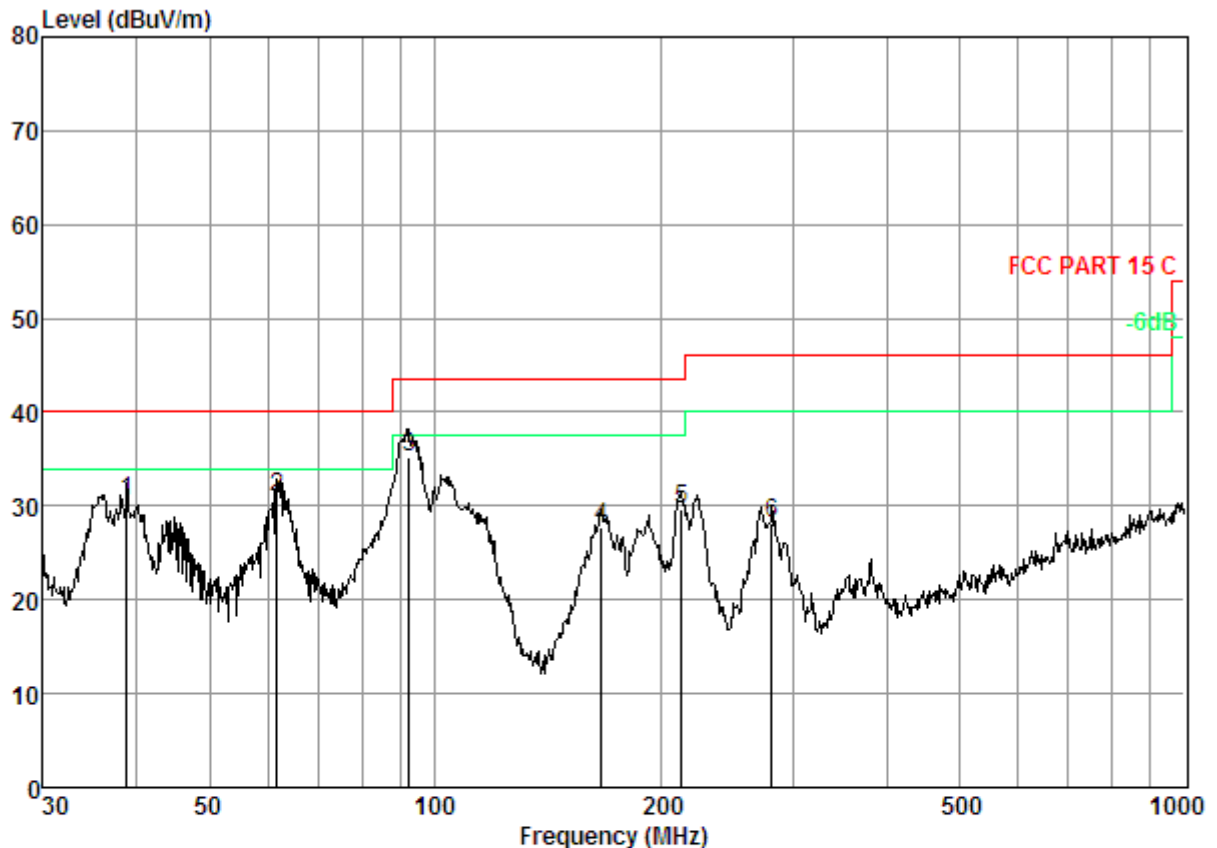
- The EUT was placed on the top of a rotating table 0.8 meters above the ground at a 3 meter semi-anechoic chamber. The table was rotated 360 degrees to determine the position of the highest radiation.
- The EUT was set 3 meters away from the interference-receiving antenna, which was mounted on the top of a variable-height antenna tower.
- The antenna height is varied from one meter to four meters above the ground to determine the maximum value of the field strength. Both horizontal and vertical polarizations of the antenna are set to make the measurement.
- For each suspected emission, the EUT was arranged to its worst case and then the antenna was tuned to heights from 1 meter to 4 meters (for the test frequency of below 30MHz, the antenna was tuned to heights 1 meter) and the rotatable table was turned from 0 degrees to 360 degrees to find the maximum reading.
- The test-receiver system was set to Peak Detect Function and Specified Bandwidth with Maximum Hold Mode.
- If the emission level of the EUT in peak mode was 10dB lower than the limit specified, then testing could be stopped and the peak values of the EUT would be reported. Otherwise the emissions that did not have 10dB margin would be re-tested one by one using peak, quasi-peak or average method as specified and then reported in a data sheet.
- Test the EUT in the lowest channel (2402MHz), the middle channel (2440MHz), the Highest channel (2480MHz)
- The radiation measurements are performed in X, Y, Z axis positioning for Transmitting mode, and found the X axis positioning which it is the



	worst case. i. Repeat above procedures until all frequencies measured was complete.
Exploratory Test Mode:	Transmitting with GFSK modulation. Transmitting mode.
Final Test Mode:	Transmitting with GFSK modulation For below 1GHz part, through pre-scan, the worst case is the lowest channel. Only the worst case is recorded in the report.
Instruments Used:	Refer to section 5.10 for details
Test Results:	Pass



Radiated Emission below 1GHz		
30MHz~1GHz (QP)		
Test mode:	Transmitting	Vertical



Condition: FCC PART 15 C 3m VERTICAL

Job No. : 3791CR

Test Mode: TX

	Freq	Cable Loss	Antenna Factor	Preamplifier	Read Level	Level	Limit Line	Over Limit
	MHz	dB	dB/m	dB	dBuV	dBuV/m	dBuV/m	dB
1	38.75	0.77	13.80	25.75	41.70	30.52	40.00	-9.48
2	61.56	1.09	7.15	25.45	48.16	30.95	40.00	-9.05
3	92.33	1.38	8.87	25.52	50.41	35.14	43.50	-8.36
4	166.65	1.94	9.57	25.06	41.20	27.65	43.50	-15.85
5	213.02	2.24	10.82	25.22	41.78	29.62	43.50	-13.88
6	281.01	2.67	12.92	24.82	37.38	28.15	46.00	-17.85

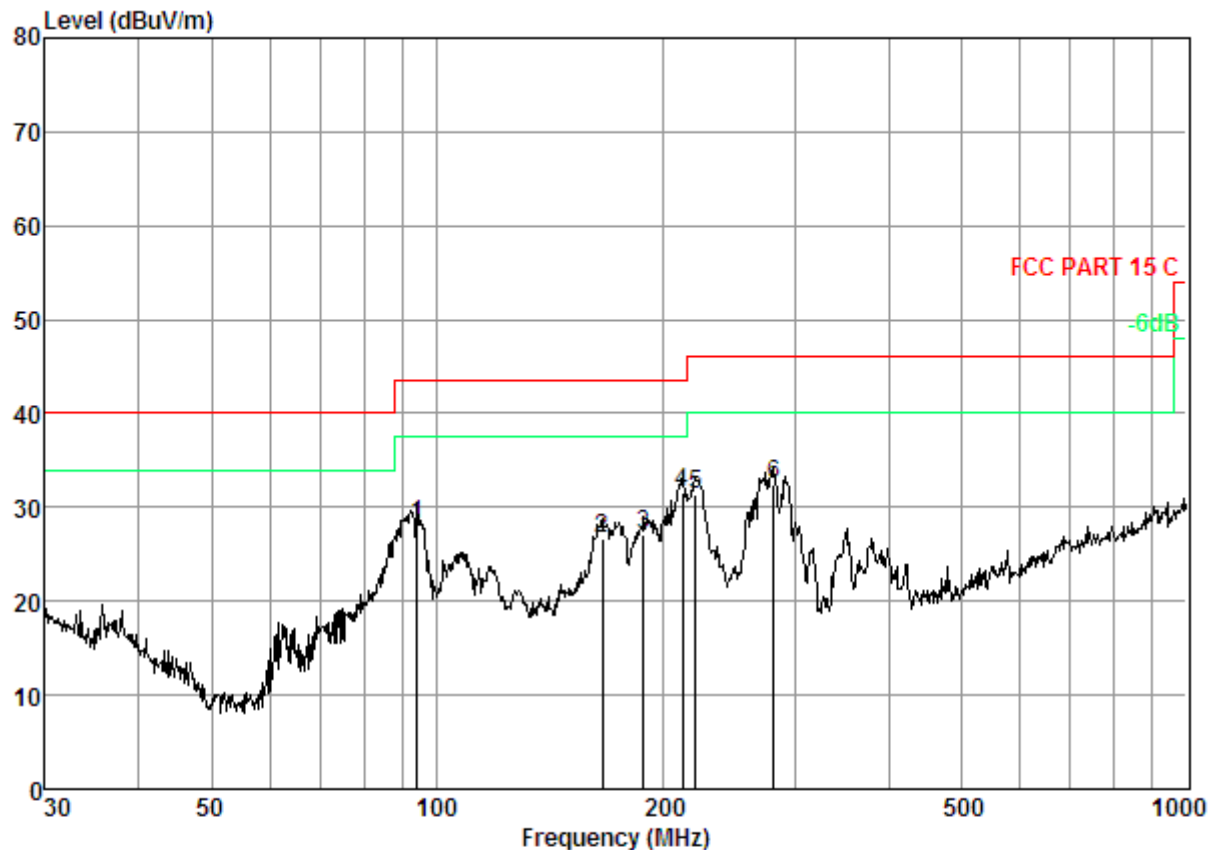


**SGS-CSTC Standards Technical Services Co., Ltd.**  
**Shenzhen Branch**

Report No.: SZEM150600379102

Page: 48 of 61

Test mode:	Transmitting	Horizontal
------------	--------------	------------



Condition: FCC PART 15 C 3m HORIZONTAL

Job No. : 3791CR

Test Mode: TX

	Freq	Cable Loss	Antenna Factor	Preamp Factor	Read Level	Level	Limit Line	Over Limit
	MHz	dB	dB/m	dB	dBuV	dBuV/m	dBuV/m	dB
1	94.10	1.41	8.92	25.44	43.36	28.25	43.50	-15.25
2	166.07	1.94	9.58	25.10	40.33	26.75	43.50	-16.75
3	188.41	2.08	10.07	25.22	40.17	27.10	43.50	-16.40
4	212.27	2.23	10.79	24.65	43.26	31.63	43.50	-11.87
5	221.39	2.30	11.23	25.02	42.87	31.38	46.00	-14.62
6	281.01	2.67	12.92	24.82	41.56	32.33	46.00	-13.67



"This document is issued by the Company subject to its General Conditions of Service printed overleaf, available on request or accessible at [www.sgs.com/terms\\_and\\_conditions.htm](http://www.sgs.com/terms_and_conditions.htm) and, for electronic format documents, subject to Terms and Conditions for Electronic Documents at [www.sgs.com/terms\\_e-document.htm](http://www.sgs.com/terms_e-document.htm). Attention is drawn to the limitation of liability, indemnification and jurisdiction issues defined therein. Any holder of this document is advised that information contained hereon reflects the Company's findings at the time of its intervention only and within the limits of Client's instructions, if any. The Company's sole responsibility is to its Client and this document does not exonerate parties to a transaction from exercising all their rights and obligations under the transaction documents. This document cannot be reproduced except in full, without prior written approval of the Company. Any unauthorized alteration, forgery or falsification of the content or appearance of this document is unlawful and offenders may be prosecuted to the fullest extent of the law. Unless otherwise stated the results shown in this test report refer only to the sample(s) tested and such sample(s) are retained for 90 days only."





# SGS-CSTC Standards Technical Services Co., Ltd. Shenzhen Branch

Report No.: SZEM150600379102

Page: 49 of 61

Transmitter Emission above 1GHz								
Test mode:		GFSK		Test channel:		Lowest		Remark:
Frequency (MHz)	Cable Loss (dB)	Antenna Factor (dB/m)	Preamp Factor (dB)	Read Level (dBuV)	Level (dBuV/m)	Limit Line (dBuV/m)	Over Limit (dB)	Polarization
3711.030	6.85	33.08	38.83	45.98	47.08	74	-26.92	Vertical
4804.000	6.42	34.70	39.24	49.26	51.14	74	-22.86	Vertical
7206.000	8.92	35.63	39.07	44.18	49.66	74	-24.34	Vertical
8320.232	9.56	35.83	38.77	43.82	50.44	74	-23.56	Vertical
9608.000	9.99	37.33	37.93	41.56	50.95	74	-23.05	Vertical
11946.280	10.59	38.65	38.68	39.61	50.17	74	-23.83	Vertical
3694.956	6.86	33.07	38.83	46.30	47.40	74	-26.60	Horizontal
4804.000	6.42	34.70	39.24	53.11	54.99	74	-19.01	Horizontal
4804.000	6.43	34.71	39.24	50.44	52.34	54	-1.66	Horizontal
5879.252	7.89	36.07	39.20	45.49	50.25	74	-23.75	Horizontal
7206.000	8.92	35.63	39.07	45.87	51.35	74	-22.65	Horizontal
9608.000	9.99	37.33	37.93	41.85	51.24	74	-22.76	Horizontal

Test mode:		GFSK		Test channel:		Middle		Remark:
Frequency (MHz)	Cable loss (dB)	Antenna factors (dB/m)	Preamp factor (dB)	Reading Level (dBμV)	Emission Level (dBμV/m)	Limit (dBμV/m)	Over limit (dB)	Polarization
3892.524	6.75	33.31	38.91	45.29	46.44	74	-27.56	Vertical
4880.000	6.58	34.78	39.26	48.23	50.33	74	-23.67	Vertical
6366.247	8.00	35.87	39.15	45.88	50.60	74	-23.40	Vertical
7320.000	9.07	35.51	39.06	42.97	48.49	74	-25.51	Vertical
9760.000	9.90	37.80	37.84	40.56	50.42	74	-23.58	Vertical
11505.210	10.39	38.23	38.47	39.46	49.61	74	-24.39	Vertical
4880.000	6.58	34.78	39.26	50.25	52.35	74	-21.65	Horizontal
5744.707	7.68	35.78	39.21	47.20	51.45	74	-22.55	Horizontal
6784.730	8.36	35.77	39.11	46.15	51.17	74	-22.83	Horizontal
7320.000	9.07	35.51	39.06	45.94	51.46	74	-22.54	Horizontal
9760.000	9.90	37.80	37.84	39.78	49.64	74	-24.36	Horizontal
11112.540	10.31	38.11	38.28	40.18	50.32	74	-23.68	Horizontal

"This document is issued by the Company subject to its General Conditions of Service printed overleaf, available on request or accessible at [www.sgs.com/terms\\_and\\_conditions.htm](http://www.sgs.com/terms_and_conditions.htm) and, for electronic format documents, subject to Terms and Conditions for Electronic Documents at [www.sgs.com/terms\\_e-document.htm](http://www.sgs.com/terms_e-document.htm). Attention is drawn to the limitation of liability, indemnification and jurisdiction issues defined therein. Any holder of this document is advised that information contained hereon reflects the Company's findings at the time of its intervention only and within the limits of Client's instructions, if any. The Company's sole responsibility is to its Client and this document does not exonerate parties to a transaction from exercising all their rights and obligations under the transaction documents. This document cannot be reproduced except in full, without prior written approval of the Company. Any unauthorized alteration, forgery or falsification of the content or appearance of this document is unlawful and offenders may be prosecuted to the fullest extent of the law. Unless otherwise stated the results shown in this test report refer only to the sample(s) tested and such sample(s) are retained for 90 days only."



**SGS-CSTC Standards Technical Services Co., Ltd.**  
**Shenzhen Branch**

Report No.: SZEM150600379102

Page: 50 of 61

Test mode:		GFSK		Test channel:		Highest		Remark:		Peak
Frequency (MHz)	Cable loss (dB)	Antenna factors (dB/m)	Preamp factor (dB)	Reading Level (dBμV)	Emission Level (dBμV/m)	Limit (dBμV/m)	Over limit (dB)	Polarization		
3770.567	6.81	33.13	38.86	45.66	46.74	74	-27.26	Vertical		
4960.000	6.76	34.86	39.29	44.76	47.09	74	-26.91	Vertical		
5645.822	7.52	35.53	39.22	45.76	49.59	74	-24.41	Vertical		
7440.000	9.23	35.43	39.05	44.66	50.27	74	-23.73	Vertical		
9920.000	9.81	38.27	37.75	39.89	50.22	74	-23.78	Vertical		
11757.650	10.50	38.46	38.59	39.50	49.87	74	-24.13	Vertical		
3842.163	6.77	33.23	38.89	45.07	46.18	74	-27.82	Horizontal		
4960.000	6.76	34.86	39.29	45.87	48.20	74	-25.80	Horizontal		
5904.828	7.93	36.12	39.19	45.98	50.84	74	-23.16	Horizontal		
7440.000	9.23	35.43	39.05	45.22	50.83	74	-23.17	Horizontal		
9920.000	9.81	38.27	37.75	40.61	50.94	74	-23.06	Horizontal		
11080.430	10.30	38.11	38.26	39.11	49.26	74	-24.74	Horizontal		

**Remark:**

- 1) The field strength is calculated by adding the Antenna Factor, Cable Factor & Preamplifier. The basic equation with a sample calculation is as follows:  
Final Test Level = Receiver Reading + Antenna Factor + Cable Factor – Preamplifier Factor
- 2) Scan from 9kHz to 25GHz, The disturbance above 13GHz and below 30MHz was very low, and the above harmonics were the highest point could be found when testing, so only the above harmonics had been displayed. The amplitude of spurious emissions from the radiator which are attenuated more than 20dB below the limit need not be reported .
- 3) As shown in this section, for frequencies above 1GHz, the field strength limits are based on average limits. However, the peak field strength of any emission shall not exceed the maximum permitted average limits specified above by more than 20 dB under any condition of modulation. So, only the peak measurements were shown in the report.

## 6.8 Restricted bands around fundamental frequency

Test Requirement:	47 CFR Part 15C Section 15.209 and 15.205																						
Test Method:	ANSI C63.10 2009																						
Test Site:	Measurement Distance: 3m (Semi-Anechoic Chamber)																						
Limit:	<table><tr><td>Frequency</td><td>Limit (dBuV/m @3m)</td><td>Remark</td></tr><tr><td>30MHz-88MHz</td><td>40.0</td><td>Quasi-peak Value</td></tr><tr><td>88MHz-216MHz</td><td>43.5</td><td>Quasi-peak Value</td></tr><tr><td>216MHz-960MHz</td><td>46.0</td><td>Quasi-peak Value</td></tr><tr><td>960MHz-1GHz</td><td>54.0</td><td>Quasi-peak Value</td></tr><tr><td rowspan="2">Above 1GHz</td><td>54.0</td><td>Average Value</td></tr><tr><td>74.0</td><td>Peak Value</td></tr></table>			Frequency	Limit (dBuV/m @3m)	Remark	30MHz-88MHz	40.0	Quasi-peak Value	88MHz-216MHz	43.5	Quasi-peak Value	216MHz-960MHz	46.0	Quasi-peak Value	960MHz-1GHz	54.0	Quasi-peak Value	Above 1GHz	54.0	Average Value	74.0	Peak Value
	Frequency	Limit (dBuV/m @3m)	Remark																				
	30MHz-88MHz	40.0	Quasi-peak Value																				
	88MHz-216MHz	43.5	Quasi-peak Value																				
	216MHz-960MHz	46.0	Quasi-peak Value																				
	960MHz-1GHz	54.0	Quasi-peak Value																				
	Above 1GHz	54.0	Average Value																				
		74.0	Peak Value																				
Test Setup:																							

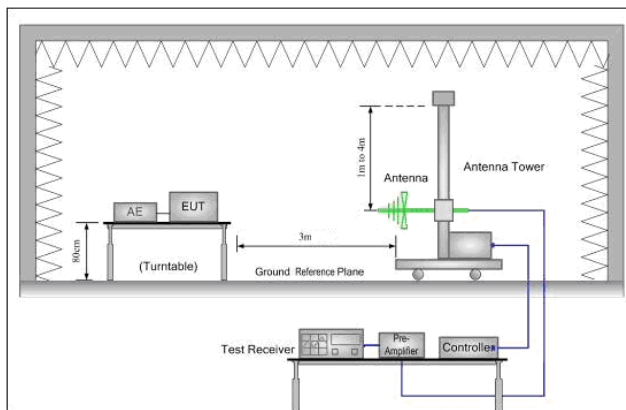


Figure 1. 30MHz to 1GHz

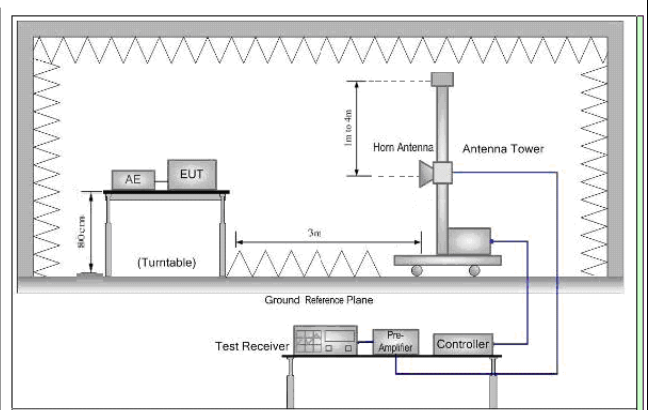


Figure 2. Above 1 GHz

Test Procedure:	<ol style="list-style-type: none"> <li>The EUT was placed on the top of a rotating table 0.8 meters above the ground at a 3 meter semi-anechoic chamber. The table was rotated 360 degrees to determine the position of the highest radiation.</li> <li>The EUT was set 3 meters away from the interference-receiving antenna, which was mounted on the top of a variable-height antenna tower.</li> <li>The antenna height is varied from one meter to four meters above the ground to determine the maximum value of the field strength. Both horizontal and vertical polarizations of the antenna are set to make the measurement.</li> <li>For each suspected emission, the EUT was arranged to its worst case and then the antenna was tuned to heights from 1 meter to 4 meters and the rotatable table was turned from 0 degrees to 360 degrees to find the maximum reading.</li> <li>The test-receiver system was set to Peak Detect Function and Specified Bandwidth with Maximum Hold Mode.</li> <li>Place a marker at the end of the restricted band closest to the transmit frequency to show compliance. Also measure any emissions in the restricted bands. Save the spectrum analyzer plot. Repeat for each power and modulation for lowest and highest</li> </ol>
-----------------	---



	channel g. Test the EUT in the lowest channel , the Highest channel h. The radiation measurements are performed in X, Y, Z axis positioning for Transmitting mode, and found the X axis positioning which it is the worst case. i. Repeat above procedures until all frequencies measured was complete.
Exploratory Test Mode:	Transmitting with GFSK modulation. Transmitting mode.
Final Test Mode:	Transmitting with GFSK modulation Only the worst case is recorded in the report.
Instruments Used:	Refer to section 5.10 for details
Test Results:	Pass



**SGS-CSTC Standards Technical Services Co., Ltd.**  
**Shenzhen Branch**

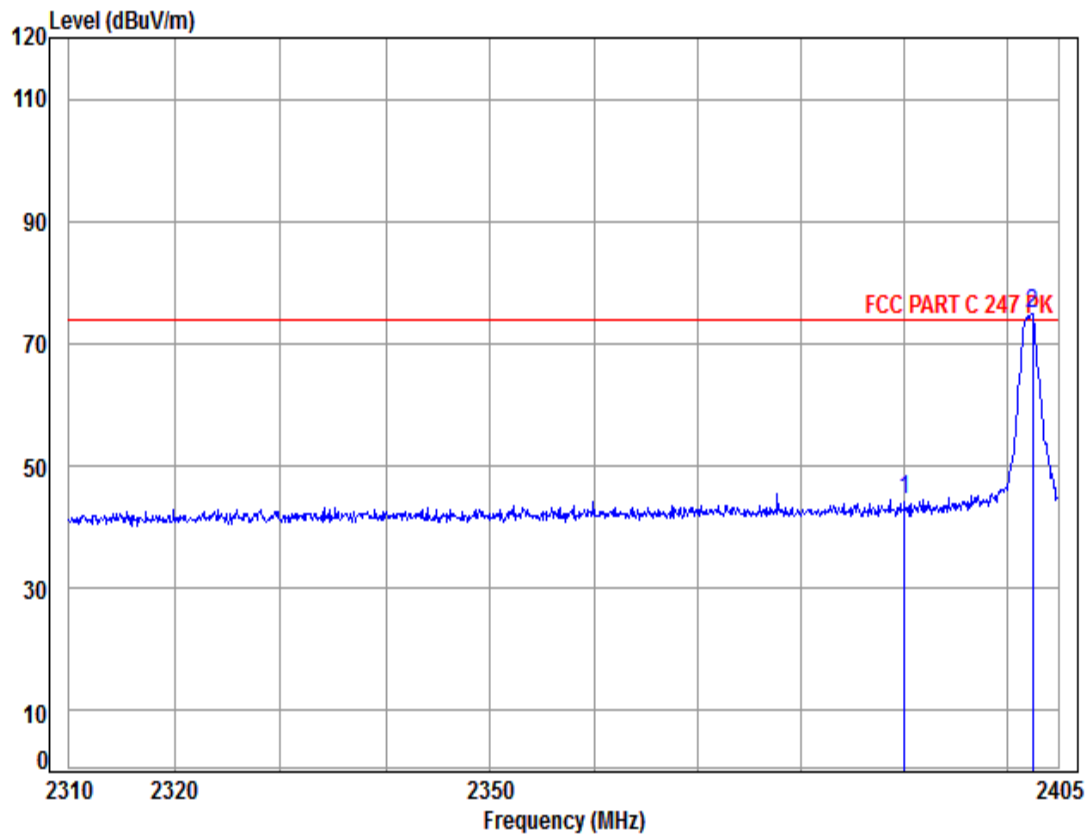
Report No.: SZEM150600379102

Page: 53 of 61

Test plot as follows:

Restricted bands around fundamental frequency						
Test mode:	GFSK	Test channel:	Lowest	Remark:	Peak	Vertical

Data: 4



Site : chamber

Condition: FCC PART C 247 PK 3m Vertical

Job No: : 3791CR

Mode: : 2402 Band edge

		Cable	Ant	Preamp	Read		Limit	Over
	Freq	Loss	Factor	Factor	Level	Level	Line	Limit
	MHz	dB	dB/m	dB	dBuV	dBuV/m	dBuV/m	dB
1	2390.00	4.90	32.35	38.46	45.56	44.35	74.00	-29.65
2 pp	2402.48	4.92	32.41	38.46	75.92	74.79	74.00	0.79

"This document is issued by the Company subject to its General Conditions of Service printed overleaf, available on request or accessible at [www.sgs.com/terms\\_and\\_conditions.htm](http://www.sgs.com/terms_and_conditions.htm) and, for electronic format documents, subject to Terms and Conditions for Electronic Documents at [www.sgs.com/terms\\_e-document.htm](http://www.sgs.com/terms_e-document.htm). Attention is drawn to the limitation of liability, indemnification and jurisdiction issues defined therein. Any holder of this document is advised that information contained hereon reflects the Company's findings at the time of its intervention only and within the limits of Client's instructions, if any. The Company's sole responsibility is to its Client and this document does not exonerate parties to a transaction from exercising all their rights and obligations under the transaction documents. This document cannot be reproduced except in full, without prior written approval of the Company. Any unauthorized alteration, forgery or falsification of the content or appearance of this document is unlawful and offenders may be prosecuted to the fullest extent of the law. Unless otherwise stated the results shown in this test report refer only to the sample(s) tested and such sample(s) are retained for 90 days only."



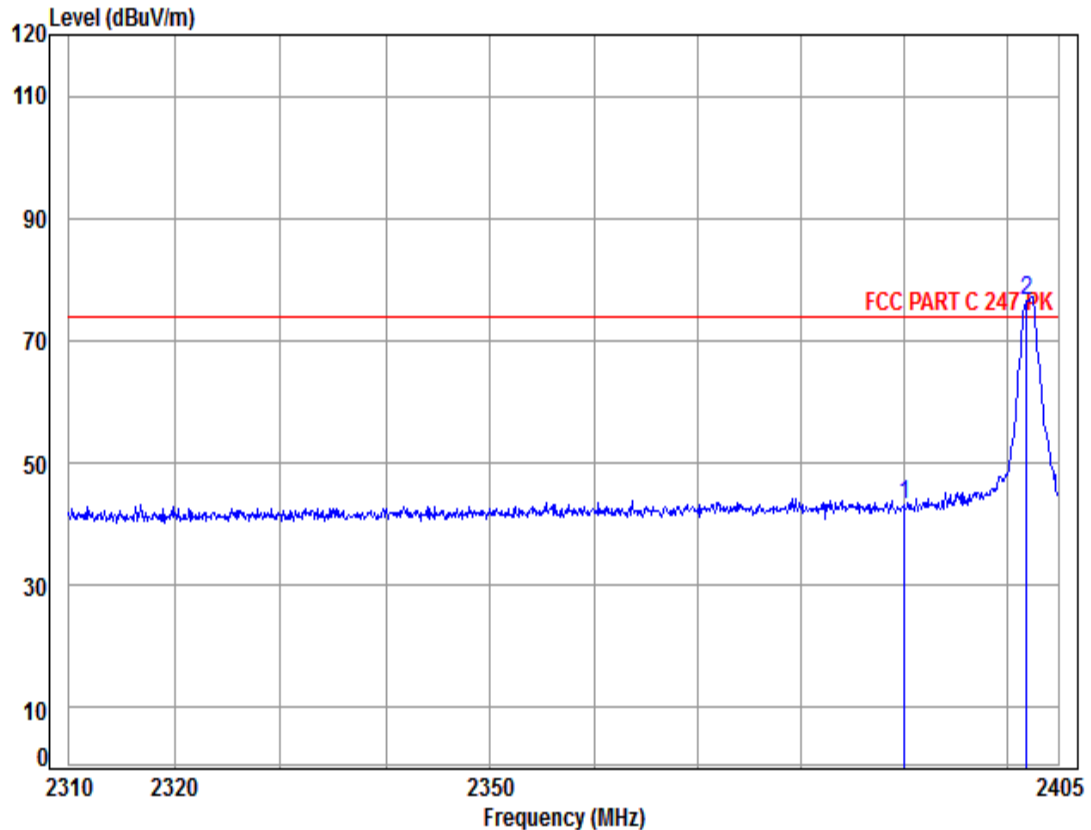
SGS-CSTC Standards Technical Services Co., Ltd.  
Shenzhen Branch

Report No.: SZEM150600379102

Page: 54 of 61

Test mode:	GFSK	Test channel:	Lowest	Remark:	Peak	Horizontal
------------	------	---------------	--------	---------	------	------------

Data: 7



Site : chamber  
Condition: FCC PART C 247 PK 3m Horizontal  
Job No: : 3791CR  
Mode: : 2402 Band edge

		Cable	Ant	Preamp	Read		Limit	Over
	Freq	Loss	Factor	Factor	Level	Level	Line	Limit
	MHz	dB	dB/m	dB	dBuV	dBuV/m	dBuV/m	dB
1	2390.00	4.90	32.35	38.46	44.44	43.23	74.00	-30.77
2 pp	2401.90	4.92	32.41	38.46	77.80	76.67	74.00	2.67

"This document is issued by the Company subject to its General Conditions of Service printed overleaf, available on request or accessible at [www.sgs.com/terms\\_and\\_conditions.htm](http://www.sgs.com/terms_and_conditions.htm) and, for electronic format documents, subject to Terms and Conditions for Electronic Documents at [www.sgs.com/terms\\_e-document.htm](http://www.sgs.com/terms_e-document.htm). Attention is drawn to the limitation of liability, indemnification and jurisdiction issues defined therein. Any holder of this document is advised that information contained hereon reflects the Company's findings at the time of its intervention only and within the limits of Client's instructions, if any. The Company's sole responsibility is to its Client and this document does not exonerate parties to a transaction from exercising all their rights and obligations under the transaction documents. This document cannot be reproduced except in full, without prior written approval of the Company. Any unauthorized alteration, forgery or falsification of the content or appearance of this document is unlawful and offenders may be prosecuted to the fullest extent of the law. Unless otherwise stated the results shown in this test report refer only to the sample(s) tested and such sample(s) are retained for 90 days only."



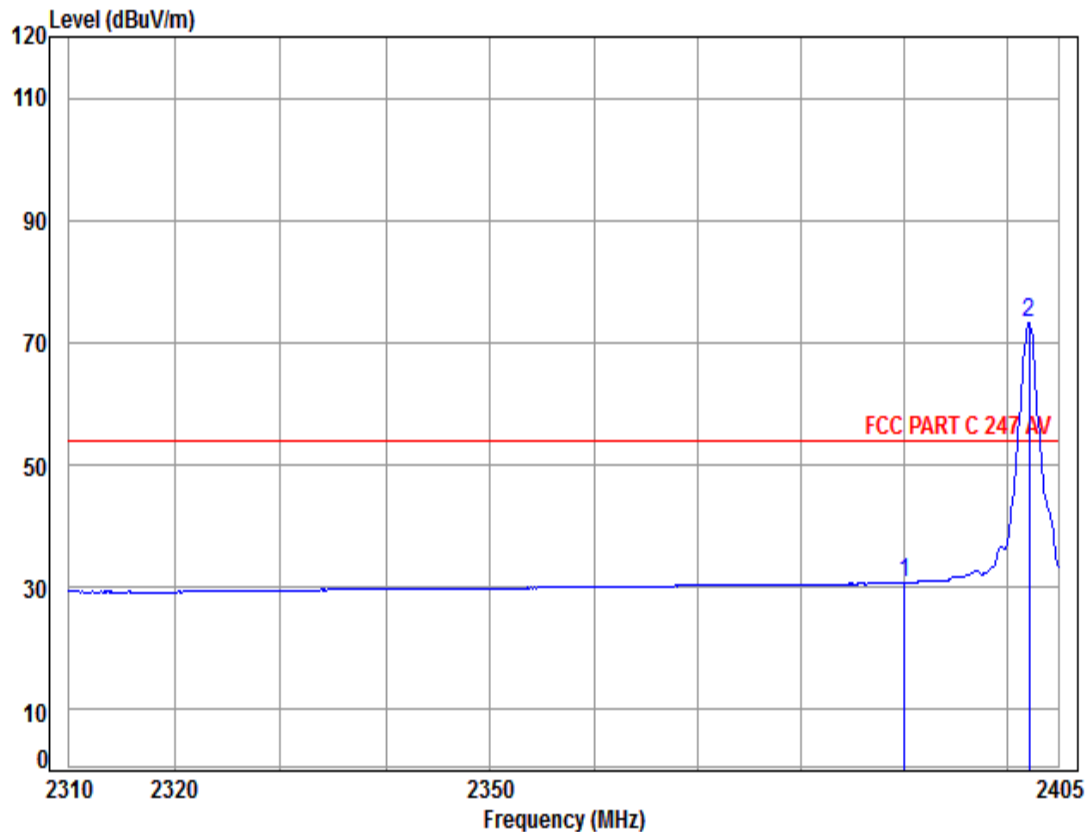
# SGS-CSTC Standards Technical Services Co., Ltd. Shenzhen Branch

Report No.: SZEM150600379102

Page: 55 of 61

Test mode:	GFSK	Test channel:	Lowest	Remark:	Average	Vertical
------------	------	---------------	--------	---------	---------	----------

Data: 5



Site : chamber  
Condition: FCC PART C 247 AV 3m Vertical  
Job No: : 3791CR  
Mode: : 2402 Band edge

		Cable	Ant	Preamp	Read		Limit	Over
	Freq	Loss	Factor	Factor	Level	Level	Line	Limit
	MHz	dB	dB/m	dB	dBuV	dBuV/m	dBuV/m	dB
1	2390.00	4.90	32.35	38.46	31.96	30.75	54.00	-23.25
2 pp	2402.19	4.92	32.41	38.46	74.23	73.10	54.00	19.10

"This document is issued by the Company subject to its General Conditions of Service printed overleaf, available on request or accessible at [www.sgs.com/terms\\_and\\_conditions.htm](http://www.sgs.com/terms_and_conditions.htm) and, for electronic format documents, subject to Terms and Conditions for Electronic Documents at [www.sgs.com/terms\\_e-document.htm](http://www.sgs.com/terms_e-document.htm). Attention is drawn to the limitation of liability, indemnification and jurisdiction issues defined therein. Any holder of this document is advised that information contained hereon reflects the Company's findings at the time of its intervention only and within the limits of Client's instructions, if any. The Company's sole responsibility is to its Client and this document does not exonerate parties to a transaction from exercising all their rights and obligations under the transaction documents. This document cannot be reproduced except in full, without prior written approval of the Company. Any unauthorized alteration, forgery or falsification of the content or appearance of this document is unlawful and offenders may be prosecuted to the fullest extent of the law. Unless otherwise stated the results shown in this test report refer only to the sample(s) tested and such sample(s) are retained for 90 days only."



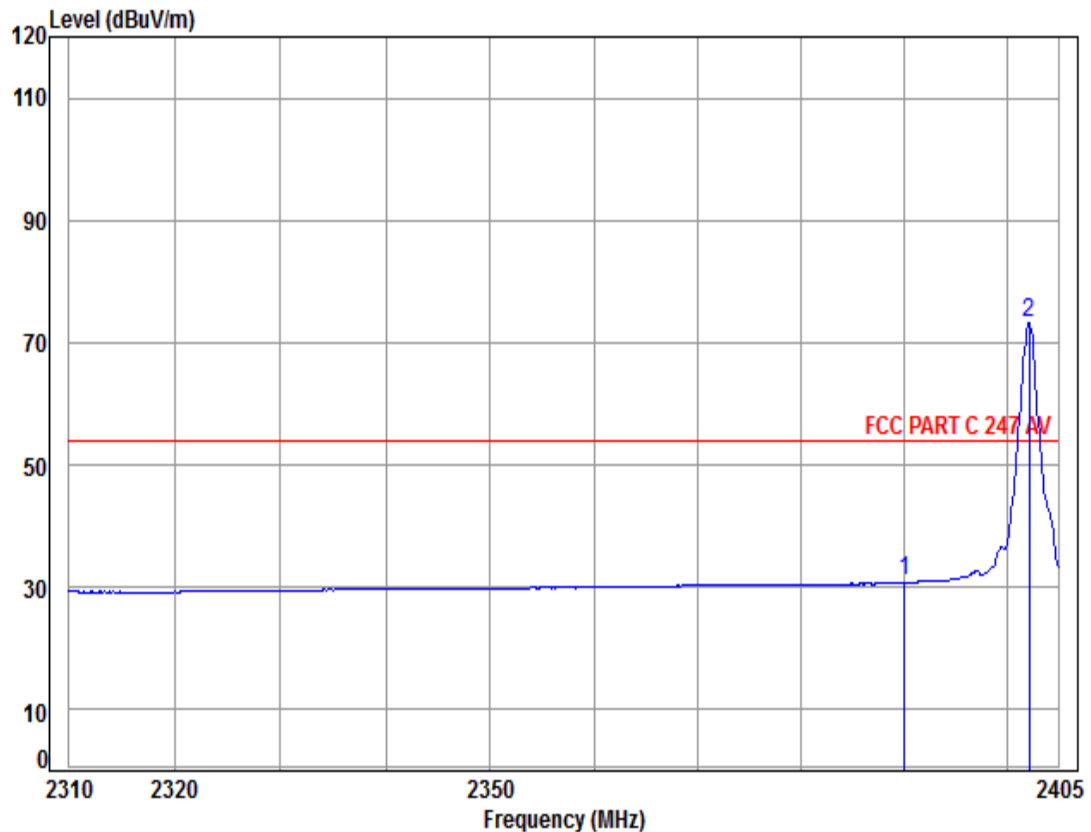
# SGS-CSTC Standards Technical Services Co., Ltd. Shenzhen Branch

Report No.: SZEM150600379102

Page: 56 of 61

Test mode:	GFSK	Test channel:	Lowest	Remark:	Average	Horizontal
------------	------	---------------	--------	---------	---------	------------

Data: 6



Site : chamber

Condition: FCC PART C 247 AV 3m Horizontal

Job No: : 3791CR

Mode: : 2402 Band edge

		Cable	Ant	Preamp	Read		Limit	Over
	Freq	Loss	Factor	Factor	Level	Level	Line	Limit
	MHz	dB	dB/m	dB	dBuV	dBuV/m	dBuV/m	dB
1	2390.00	4.90	32.35	38.46	32.35	31.14	54.00	-22.86
2 pp	2402.19	4.92	32.41	38.46	74.24	73.11	54.00	19.11

"This document is issued by the Company subject to its General Conditions of Service printed overleaf, available on request or accessible at [www.sgs.com/terms\\_and\\_conditions.htm](http://www.sgs.com/terms_and_conditions.htm) and, for electronic format documents, subject to Terms and Conditions for Electronic Documents at [www.sgs.com/terms\\_e-document.htm](http://www.sgs.com/terms_e-document.htm). Attention is drawn to the limitation of liability, indemnification and jurisdiction issues defined therein. Any holder of this document is advised that information contained hereon reflects the Company's findings at the time of its intervention only and within the limits of Client's instructions, if any. The Company's sole responsibility is to its Client and this document does not exonerate parties to a transaction from exercising all their rights and obligations under the transaction documents. This document cannot be reproduced except in full, without prior written approval of the Company. Any unauthorized alteration, forgery or falsification of the content or appearance of this document is unlawful and offenders may be prosecuted to the fullest extent of the law. Unless otherwise stated the results shown in this test report refer only to the sample(s) tested and such sample(s) are retained for 90 days only."





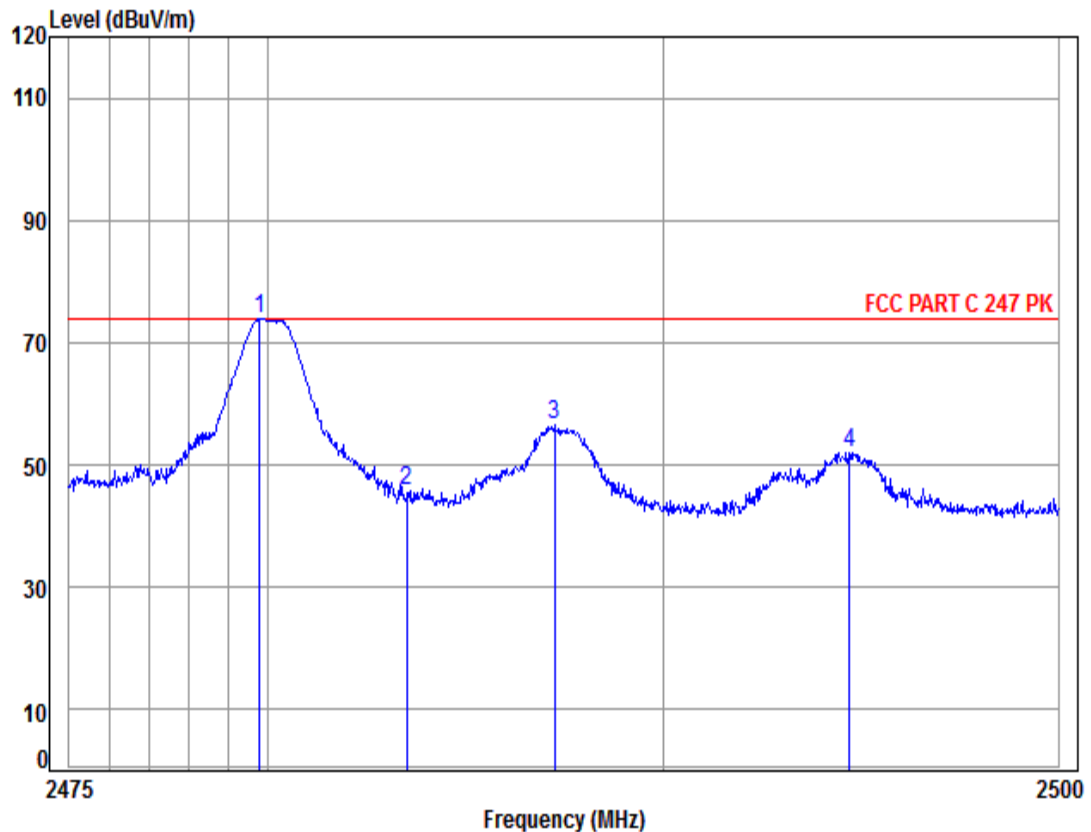
# SGS-CSTC Standards Technical Services Co., Ltd. Shenzhen Branch

Report No.: SZEM150600379102

Page: 57 of 61

Test mode:	GFSK	Test channel:	Highest	Remark:	Peak	Vertical
------------	------	---------------	---------	---------	------	----------

Data: 15



Site : chamber  
Condition: FCC PART C 247 PK 3m Vertical  
Job No: : 3791CR  
Mode: : 2480 Band edge

		Cable	Ant	Preamp	Read		Limit	Over
	Freq	Loss	Factor	Factor	Level	Level	Line	Limit
	MHz	dB	dB/m	dB	dBuV	dBuV/m	dBuV/m	dB
1 pp	2479.81	5.02	32.44	38.47	75.03	74.02	74.00	0.02
2	2483.50	5.03	32.44	38.47	46.67	45.67	74.00	-28.33
3	2487.24	5.03	32.44	38.47	57.54	56.54	74.00	-17.46

"This document is issued by the Company subject to its General Conditions of Service printed overleaf, available on request or accessible at [www.sgs.com/terms\\_and\\_conditions.htm](http://www.sgs.com/terms_and_conditions.htm) and, for electronic format documents, subject to Terms and Conditions for Electronic Documents at [www.sgs.com/terms\\_e-document.htm](http://www.sgs.com/terms_e-document.htm). Attention is drawn to the limitation of liability, indemnification and jurisdiction issues defined therein. Any holder of this document is advised that information contained hereon reflects the Company's findings at the time of its intervention only and within the limits of Client's instructions, if any. The Company's sole responsibility is to its Client and this document does not exonerate parties to a transaction from exercising all their rights and obligations under the transaction documents. This document cannot be reproduced except in full, without prior written approval of the Company. Any unauthorized alteration, forgery or falsification of the content or appearance of this document is unlawful and offenders may be prosecuted to the fullest extent of the law. Unless otherwise stated the results shown in this test report refer only to the sample(s) tested and such sample(s) are retained for 90 days only."



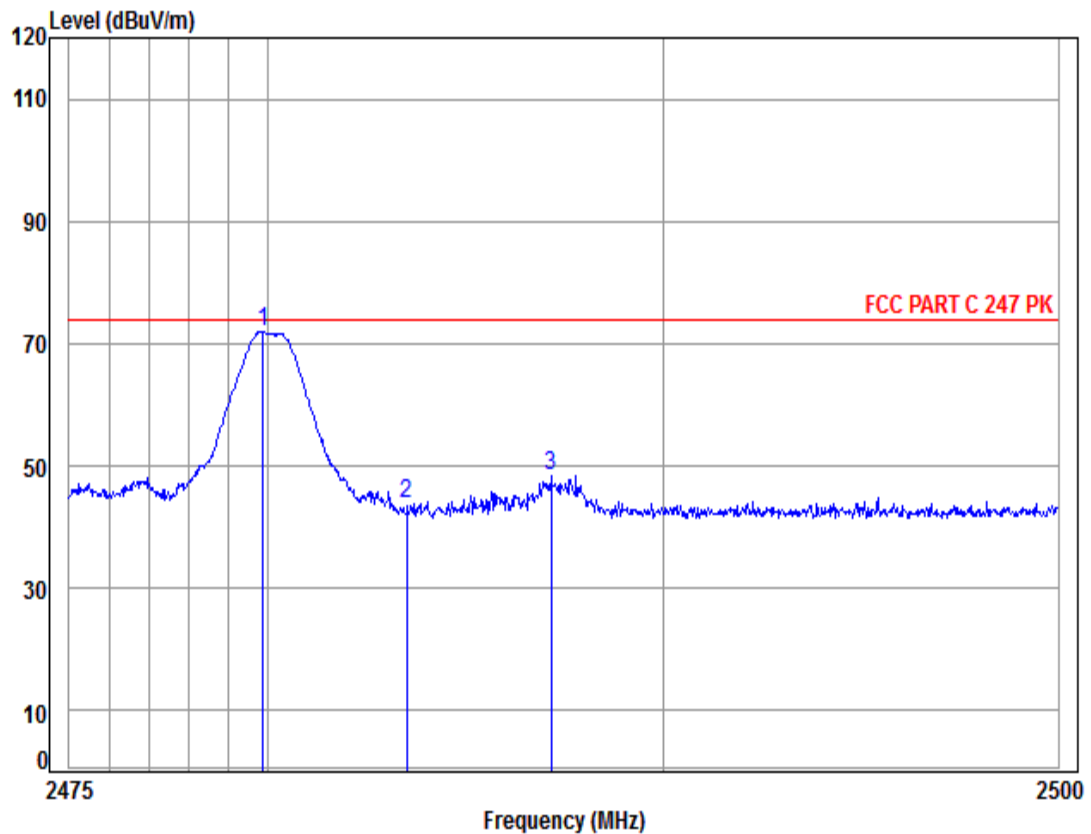
SGS-CSTC Standards Technical Services Co., Ltd.  
Shenzhen Branch

Report No.: SZEM150600379102

Page: 58 of 61

Test mode:	GFSK	Test channel:	Highest	Remark:	Peak	Horizontal
------------	------	---------------	---------	---------	------	------------

Data: 18



Site : chamber  
Condition: FCC PART C 247 PK 3m Horizontal  
Job No: : 3791CR  
Mode: : 2480 Band edge

		Cable	Ant	Preamp	Read		Limit	Over
	Freq	Loss	Factor	Factor	Level	Level	Line	Limit
	MHz	dB	dB/m	dB	dBuV	dBuV/m	dBuV/m	dB
1 pp	2479.88	5.02	32.44	38.47	73.02	72.01	74.00	-1.99
2	2483.50	5.03	32.44	38.47	44.78	43.78	74.00	-30.22
3	2487.14	5.03	32.44	38.47	49.36	48.36	74.00	-25.64



"This document is issued by the Company subject to its General Conditions of Service printed overleaf, available on request or accessible at [www.sgs.com/terms\\_and\\_conditions.htm](http://www.sgs.com/terms_and_conditions.htm) and, for electronic format documents, subject to Terms and Conditions for Electronic Documents at [www.sgs.com/terms\\_e-document.htm](http://www.sgs.com/terms_e-document.htm). Attention is drawn to the limitation of liability, indemnification and jurisdiction issues defined therein. Any holder of this document is advised that information contained hereon reflects the Company's findings at the time of its intervention only and within the limits of Client's instructions, if any. The Company's sole responsibility is to its Client and this document does not exonerate parties to a transaction from exercising all their rights and obligations under the transaction documents. This document cannot be reproduced except in full, without prior written approval of the Company. Any unauthorized alteration, forgery or falsification of the content or appearance of this document is unlawful and offenders may be prosecuted to the fullest extent of the law. Unless otherwise stated the results shown in this test report refer only to the sample(s) tested and such sample(s) are retained for 90 days only."



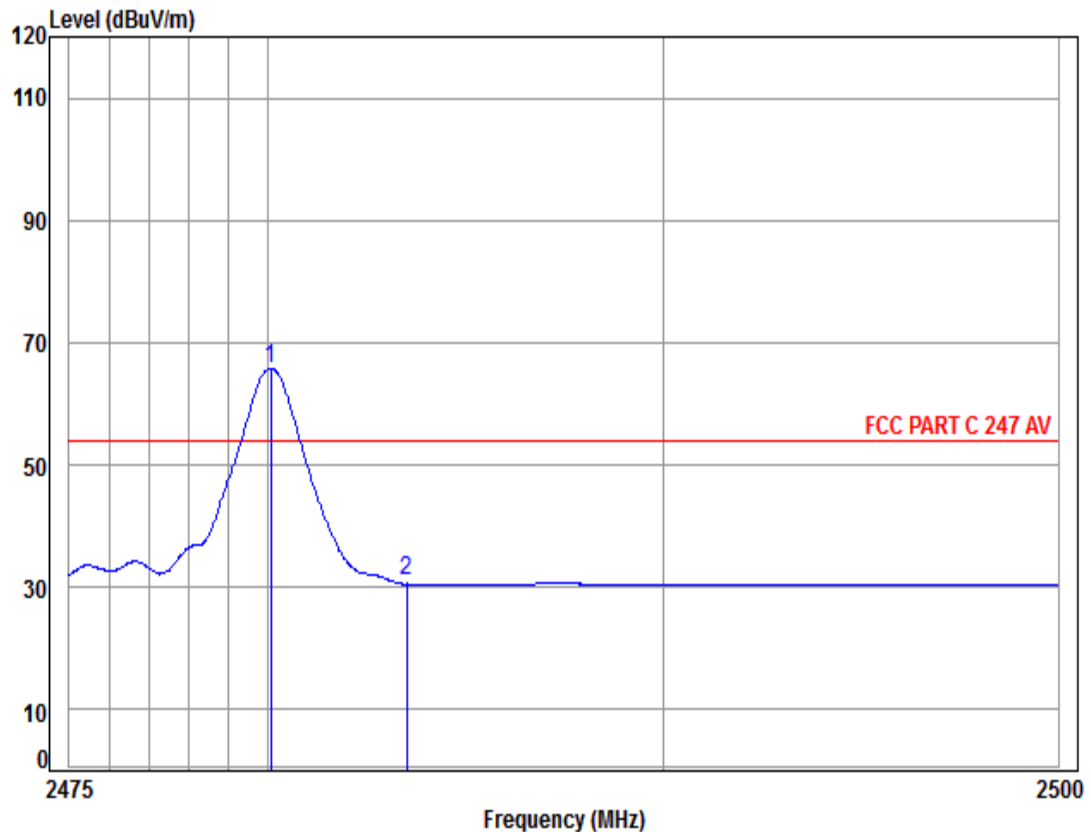
# SGS-CSTC Standards Technical Services Co., Ltd. Shenzhen Branch

Report No.: SZEM150600379102

Page: 59 of 61

Test mode:	GFSK	Test channel:	Highest	Remark:	Average	Vertical
------------	------	---------------	---------	---------	---------	----------

Data: 16



Site : chamber  
Condition: FCC PART C 247 AV 3m Vertical  
Job No: : 3791CR  
Mode: : 2480 Band edge

		Cable	Ant	Preamp	Read		Limit	Over
	Freq	Loss	Factor	Factor	Level	Level	Line	Limit
	MHz	dB	dB/m	dB	dBuV	dBuV/m	dBuV/m	dB
1 pp	2480.08	5.02	32.44	38.47	66.85	65.84	54.00	11.84
2	2483.50	5.03	32.44	38.47	31.99	30.99	54.00	-23.01

"This document is issued by the Company subject to its General Conditions of Service printed overleaf, available on request or accessible at [www.sgs.com/terms\\_and\\_conditions.htm](http://www.sgs.com/terms_and_conditions.htm) and, for electronic format documents, subject to Terms and Conditions for Electronic Documents at [www.sgs.com/terms\\_e-document.htm](http://www.sgs.com/terms_e-document.htm). Attention is drawn to the limitation of liability, indemnification and jurisdiction issues defined therein. Any holder of this document is advised that information contained hereon reflects the Company's findings at the time of its intervention only and within the limits of Client's instructions, if any. The Company's sole responsibility is to its Client and this document does not exonerate parties to a transaction from exercising all their rights and obligations under the transaction documents. This document cannot be reproduced except in full, without prior written approval of the Company. Any unauthorized alteration, forgery or falsification of the content or appearance of this document is unlawful and offenders may be prosecuted to the fullest extent of the law. Unless otherwise stated the results shown in this test report refer only to the sample(s) tested and such sample(s) are retained for 90 days only."



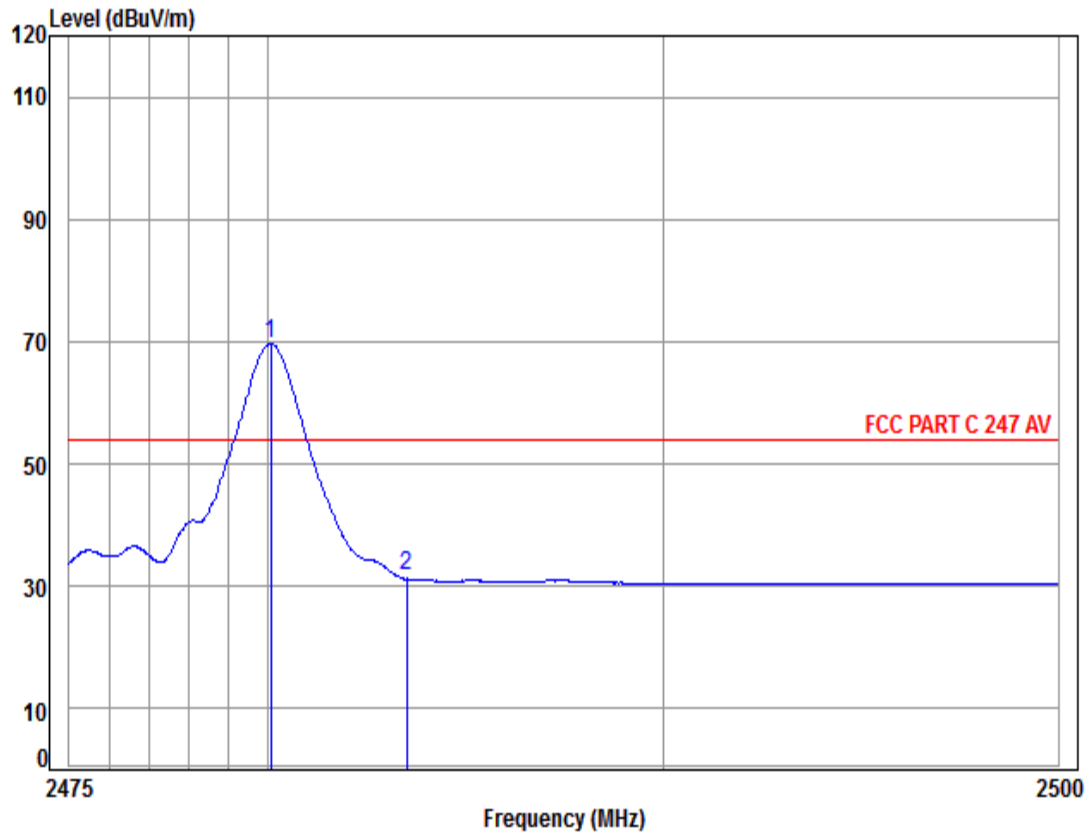
# SGS-CSTC Standards Technical Services Co., Ltd. Shenzhen Branch

Report No.: SZEM150600379102

Page: 60 of 61

Test mode:	GFSK	Test channel:	Highest	Remark:	Average	Horizontal
------------	------	---------------	---------	---------	---------	------------

Data: 17



Site : chamber  
Condition: FCC PART C 247 AV 3m Horizontal  
Job No: : 3791CR  
Mode: : 2480 Band edge

		Cable	Ant	Preamp	Read		Limit	Over
	Freq	Loss	Factor	Factor	Level	Level	Line	Limit
	MHz	dB	dB/m	dB	dBuV	dBuV/m	dBuV/m	dB
1 pp	2480.08	5.02	32.44	38.47	70.65	69.64	54.00	15.64
2	2483.50	5.03	32.44	38.47	32.82	31.82	54.00	-22.18

Note:

The field strength is calculated by adding the Antenna Factor, Cable Factor & Preamplifier. The basic equation with a sample calculation is as follows:



Final Test Level = Receiver Reading + Antenna Factor + Cable Factor – Preamplifier Factor

"This document is issued by the Company subject to its General Conditions of Service printed overleaf, available on request or accessible at [www.sgs.com/terms\\_and\\_conditions.htm](http://www.sgs.com/terms_and_conditions.htm) and, for electronic format documents, subject to Terms and Conditions for Electronic Documents at [www.sgs.com/terms\\_e-document.htm](http://www.sgs.com/terms_e-document.htm). Attention is drawn to the limitation of liability, indemnification and jurisdiction issues defined therein. Any holder of this document is advised that information contained hereon reflects the Company's findings at the time of its intervention only and within the limits of Client's instructions, if any. The Company's sole responsibility is to its Client and this document does not exonerate parties to a transaction from exercising all their rights and obligations under the transaction documents. This document cannot be reproduced except in full, without prior written approval of the Company. Any unauthorized alteration, forgery or falsification of the content or appearance of this document is unlawful and offenders may be prosecuted to the fullest extent of the law. Unless otherwise stated the results shown in this test report refer only to the sample(s) tested and such sample(s) are retained for 90 days only."

## 7 Photographs - EUT Test Setup

Test model No.: TC1AMH1

### 7.1 Radiated Spurious Emission



## 8 Photographs - EUT Constructional Details

Refer to Appendix A - Photographs of EUT Constructional Details for SZEM1506003791CR.