

Annex B.iii. Photograph: Test Setup Photo



Conducted Emission and Adapter 1– Front View




Conducted Emission and Adapter 1– Rear View




Conducted Emission and Adapter 2– Front View



Conducted Emission and Adapter 2– Rear View




Radiated Emission and Adapter 1-Below 1 GHz




Radiated Emission and Adapter 1-Above 1 GHz

Test Report	15070360-FCC-E
Page	29 of 34



Radiated Emission and Adapter 2-Below 1 GHz



Radiated Emission and Adapter 2 - Above 1 GHz