

说明书信息栏


产品型号:	G6S			
技术要求:	制品需表面平整，折横处整齐易折，不易蹭花			
装订方式:	折页			
材 质:	100g双胶纸，过光油			
尺 寸:	90*130mm			
印刷工艺:	双面黑白单色印刷			
比 例:	1:1			
初版设计人:	王可			
换版更改 记录:		版本号	设计人	更改时间



Intelligent Storyteller Machine for Children

User Manual

G6S



This user manual contains important information.
Please keep them for future reference.

1

Product Introduction

Huohuotu has numerous early education resources. By connecting Huohuotu storyteller device to network, it can support mobile phone remote control, WeChat talking, story resource downloading, intelligent voice Q&A game, as well as kid' s broadcast program listening. It aims at meeting baby' s various needs for early learning at different stages.

Packing List



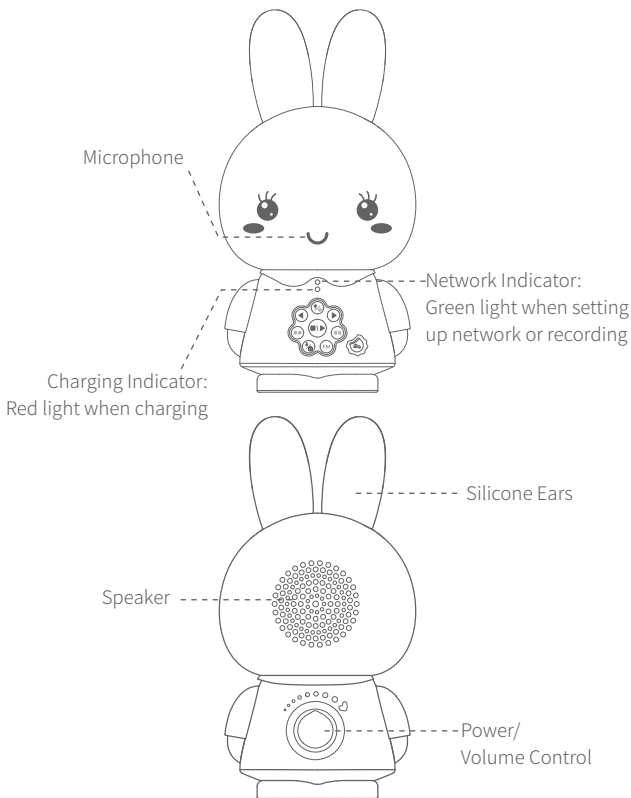
G6S Storyteller*1 User Manual*1 USB Cable*1 Wi-Fi Connection Instruction*1

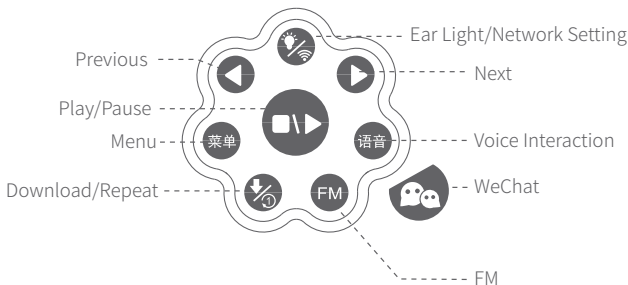
***If the packing list is changed, please refer to the actual product;**

***Please read this manual carefully before use.**

2

Product Structure





Product Specification

- Dimension: 11.5cm*8cm*21.5cm
- Battery: 1000mAh Li-Polymer Battery
- Speaker: 52mm High Fidelity Speaker
- Storage Capacity: 8G
- USB Type: Micro USB
- Support Audio Format: MP3
- Operating Environment: -5°C~40°C

Charging Instruction

- Recommend charger adapter output: 5v ===500mA
- Turn off the device when charging.
- Red light on when charging, light off after fully charged.
- It takes 3~4 hours to full charge a dried battery; when fully charged, it can play 4 hours at medium volume.

3

Operation Instruction

1.Setting

Ear Light/Network Setting



Click to turn on/off ear lights; press for 3 seconds to set up network (network set-up is only needed for first time operation, please refer to the “Wi-Fi Connection Instruction”).

2.Content Playing

Download/Repeat



Click to switch customized play lists; long press to switch between “repeating song” and “repeating album”.

Menu



Click to switch preload play lists; long press to turn on/off the “timed shutdown” function.

Play/Pause



Click to play/pause; long press to turn on/off the “child lock” function.



Previous/Next




Click for previous/next track.



FM

Click the “FM” button to listen to “Huohuotu FM” at 19:00-23:00 everyday.

3.Voice Interaction


Press the  key, say the keyword of the content you want to listen to after the “beep” and release the button, the device will response to your request.

- Sing Songs
Keyword: name of a song / “song”
e.g.: sing a song/come some soothing music/sing “ABC” to me/I want to listen to “London Bridge”
- Read Story
Keyword: name of a story / “story”
e.g. read a story/I want to listen to “Cinderella” story
- Learn Poem
Keyword: name of a poem / “poem” / one sentence of a poem
e.g.: I want to learn poem / read a poem for me / “Tranquil Night”
- Riddles & Answers
Keyword: riddle / puzzle
e.g.: give me a riddle
- Joke
Keyword: joke
e.g.: read me a joke
- Science Knowledge
Keyword: “science knowledge” / question
e.g.: I want to know some science knowledge / “why is the sky blue?”


4.WeChat Talk

Please refer to the “Wi-Fi Connection Instruction” and link the device with Huohuotu WeChat Subscription before using this function.

- Sending Voice Messages to Mobile Phone

Press  key and say to the Mic, release the button when finished.

- Receiving Voice Messages

When new message comes in with a prompt voice, press  key to receive it. Each message could be received only once.

- Sending Message to the Storyteller device

Enter the “Huohuotu” Subscription in your mobile phone, send voice message or text message to the Subscription Account, then the message will be sent to the storyteller.

4

Content

1. Online content download


Please refer to the “Wi-Fi Connection Instruction”.

2. Local content update

Step 1: Connect the storyteller device to the computer via USB cable.

Step 2: Enter the “www.alilo.com.cn” and find the “Content” page.

Chose and download content to the USB Drive of the storyteller.

Tips: new downloaded content can be put into root folder or a custom folder. You can switch between Online downloaded list / custom folder/ root folder by clicking  key.

Warm Tips

- For safety purpose, always use this product under adult supervision, especially for those who is less than 12 months.
- Do not use if product shell damaged.
- Avoid direct exposure to sunlight, high temperature or anything that may have a heavy impact on the toy.
- Do not immerse in water or any liquid.
- Please check the USB cable regularly. If there is any damage, please replace it in time.
- Do not connect the product to the charger with voltage higher than 5V (recommended power adapter specification: 5V == 500mA)
- Rechargeable battery can not be disassembled and replaced. Please recharge it under adult guardianship.
- Do not use while charging.

FAQ

1.Why it cannot power on?

- The device may be out of power, please fully recharge it and then reboot it.

2.Why it doesn't connect to Network?

- Please make sure your Wi-Fi frequency band is 2.4GHz for the device does not support 5GHz currently.
- If it is 2.4GHz, please reset the device and try connect again. (Turn off the VPN in your mobile)
- If the reset doesn't work, please connect the device to the computer via USB and use the "USB network tool".

3.Why it won't play after power on?

- The TF card may not well inserted. Please eject the TF card and reinsert it. (The TF card slot is in the button of the device, please unscrew and open the cover)
- The TF card or the content in the card may be damaged. Please try format the TF card and copy the content to TF card again.

4.Why the buttons do not work?

- The system may be halted. Please reset it.

5.Why it stalls when playing music on demand?

- The on-demand music is online music, it download when playing. If the network connection is not stable, the download speed may be lower than the play speed.

Warning: Changes or modifications to this unit not expressly approved by the party responsible for compliance could void the user's authority to operate the equipment.

NOTE: This equipment has been tested and found to comply with the limits for a Class B digital device, pursuant to Part 15 of the FCC Rules. These limits are designed to provide reasonable protection against harmful interference in a residential installation. This equipment generates, uses and can radiate radio frequency energy and, if not installed and used in accordance with the instructions, may cause harmful interference to radio communications.

However, there is no guarantee that interference will not occur in a particular installation. If this equipment does cause harmful interference to radio or television reception, which can be determined by turning the equipment off and on, the user is encouraged to try to correct the interference by one or more of the following measures:

- Reorient or relocate the receiving antenna.
- Increase the separation between the equipment and receiver.
- Connect the equipment into an outlet on a circuit different from that to which the receiver is connected.
- Consult the dealer or an experienced radio/TV technician for help.

The device must not be co-located or operating in conjunction with any other antenna or transmitter.

Huohuotu wifi digital player early educational machine

This device complies with part 15 of the FCC Rules.

Operation is subject to the following two conditions:

(1) This device may not cause harmful interference, and

(2) this device must accept any interference received, including interference that may cause undesired operation.

The device has been evaluated to meet general RF exposure requirement.

The device can be used in portable exposure condition without restriction.

