802.11ax (HE80) CH58

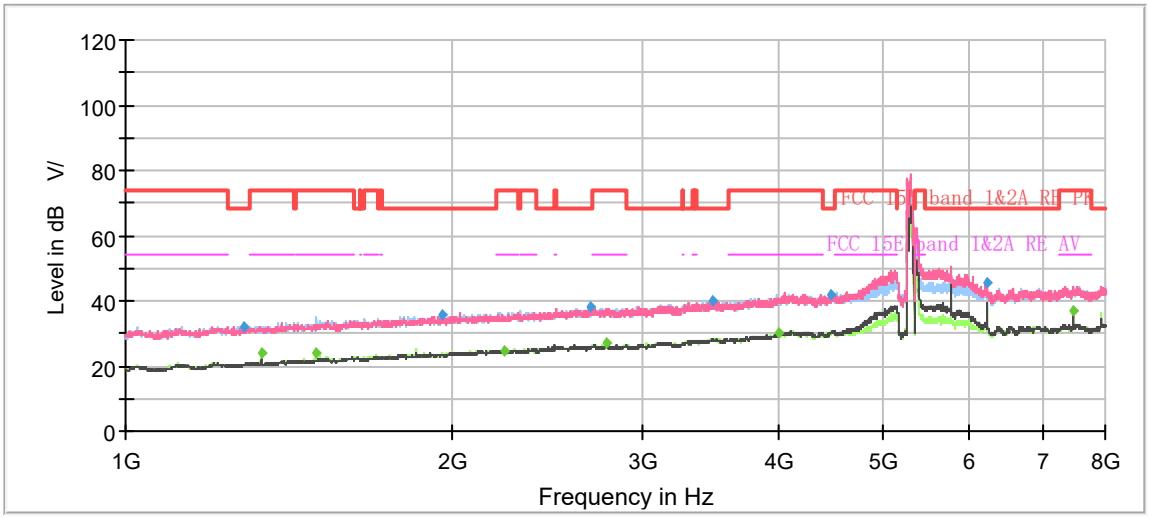

Note: The signal beyond the limit is carrier.
Radiates Emission from 1GHz to 8GHz

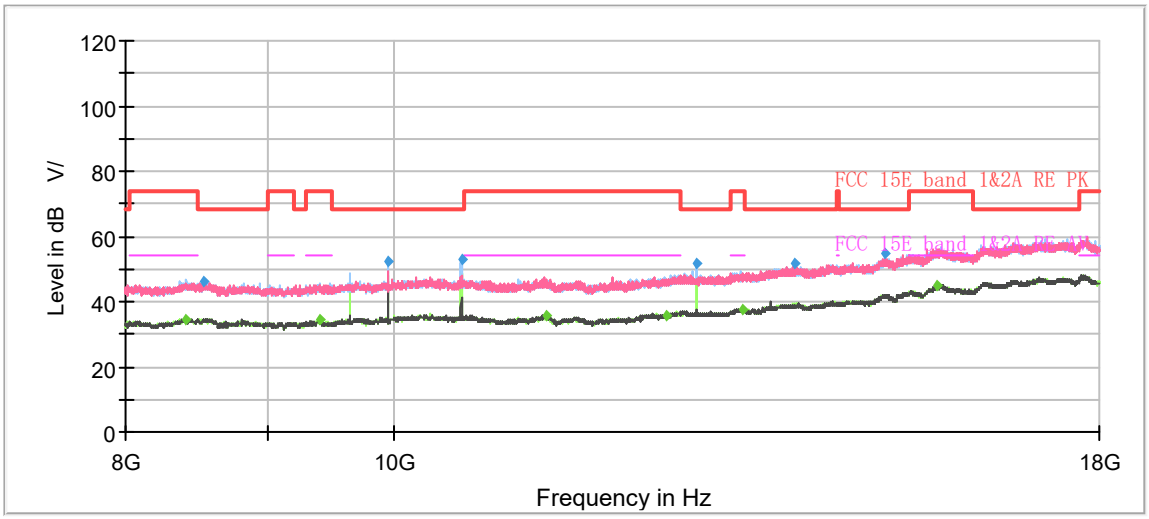

Radiates Emission from 8GHz to 18GHz

This report shall not be reproduced except in full, without the written approval of TA Technology (Shanghai) Co., Ltd.

Frequency (MHz)	Peak (dBuV/m)	Average (dBuV/m)	Limit (dBuV/m)	Margin (dB)	Height (cm)	Polarization	Azimuth (deg)	Correct Factor (dB)
1287.000000	32.18	---	68.20	36.02	100.0	V	29.0	-17
1332.500000	---	24.17	54.00	29.83	100.0	H	250.0	-17
1500.500000	---	23.73	54.00	30.27	100.0	H	212.0	-16
1961.625000	35.58	---	68.20	32.62	100.0	V	157.0	-13
2229.375000	---	24.68	54.00	29.32	100.0	H	260.0	-12
2680.000000	37.85	---	68.20	30.35	100.0	H	341.0	-10
2774.500000	---	26.78	54.00	27.22	200.0	H	315.0	-9
3483.250000	39.95	---	68.20	28.25	200.0	V	293.0	-6
3996.875000	---	29.98	54.00	24.02	200.0	V	136.0	-4
4464.125000	41.64	---	68.20	26.56	200.0	V	265.0	-3
6221.125000	45.59	---	68.20	22.61	200.0	V	327.0	0
7465.375000	---	36.93	54.00	17.07	100.0	H	298.0	1

Remark: 1. Correction Factor = Antenna factor+ Insertion loss (cable loss + amplifier gain)

This report shall not be reproduced except in full, without the written approval of TA Technology (Shanghai) Co., Ltd.

802.11ax (HE80) CH106

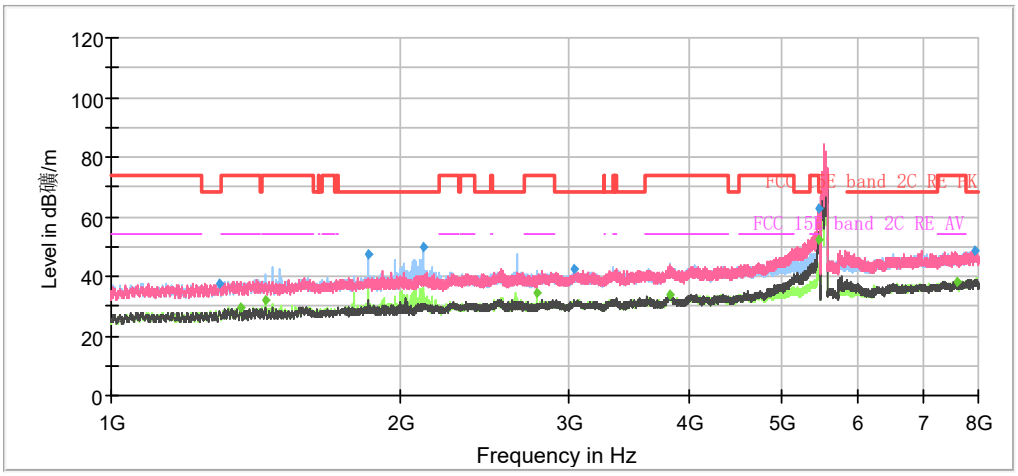

Note: The signal beyond the limit is carrier.

Radiates Emission from 1GHz to 8GHz

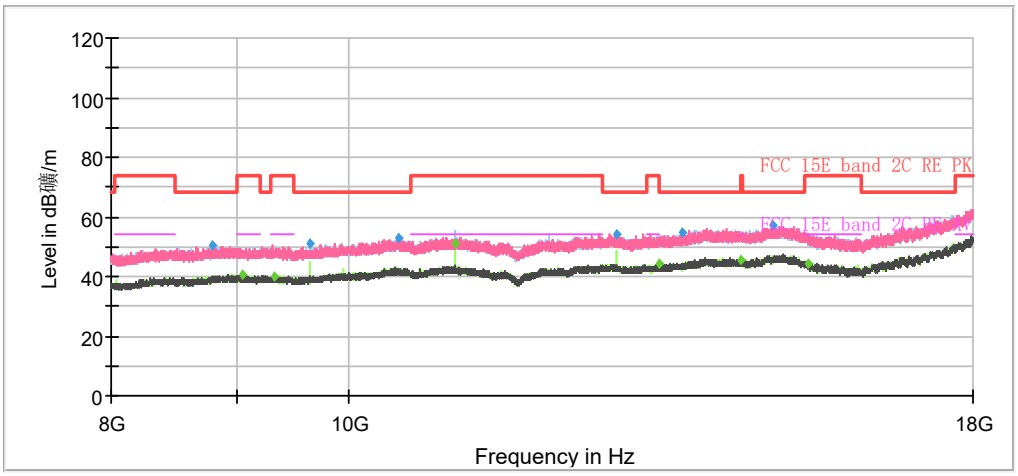

Radiates Emission from 8GHz to 18GHz

This report shall not be reproduced except in full, without the written approval of TA Technology (Shanghai) Co., Ltd.

Frequency (MHz)	Peak (dBuV/m)	Average (dBuV/m)	Limit (dBuV/m)	Margin (dB)	Meas. Time (ms)	Height (cm)	Polarization	Azimuth (deg)	Correct Factor (dB)
1295.866667	37.84	---	68.20	30.36	500.0	100.0	H	0.0	-18
1364.233333	---	29.51	54.00	24.49	500.0	100.0	V	265.0	-17
1448.933333	---	31.98	54.00	22.02	500.0	100.0	H	0.0	-17
1849.566667	47.48	---	68.20	20.72	500.0	100.0	H	325.0	-15
2115.100000	49.82	---	68.20	18.38	500.0	200.0	H	0.0	-14
2775.200000	---	34.28	54.00	19.72	500.0	200.0	H	0.0	-14
3029.766667	42.61	---	68.20	25.59	500.0	200.0	H	279.0	-13
3819.600000	---	33.91	54.00	20.09	500.0	100.0	H	337.0	-12
5452.233333	---	52.36	54.00	1.64	500.0	100.0	V	279.0	-7
5462.966667	62.51	---	68.20	5.69	500.0	200.0	V	291.0	-7
7587.933333	---	38.38	54.00	15.62	500.0	100.0	V	279.0	-3
7924.633333	48.45	---	68.20	19.75	500.0	100.0	H	110.0	-3

Remark: 1. Correction Factor = Antenna factor+ Insertion loss (cable loss + amplifier gain)

This report shall not be reproduced except in full, without the written approval of TA Technology (Shanghai) Co., Ltd.

802.11ax (HE80) CH122

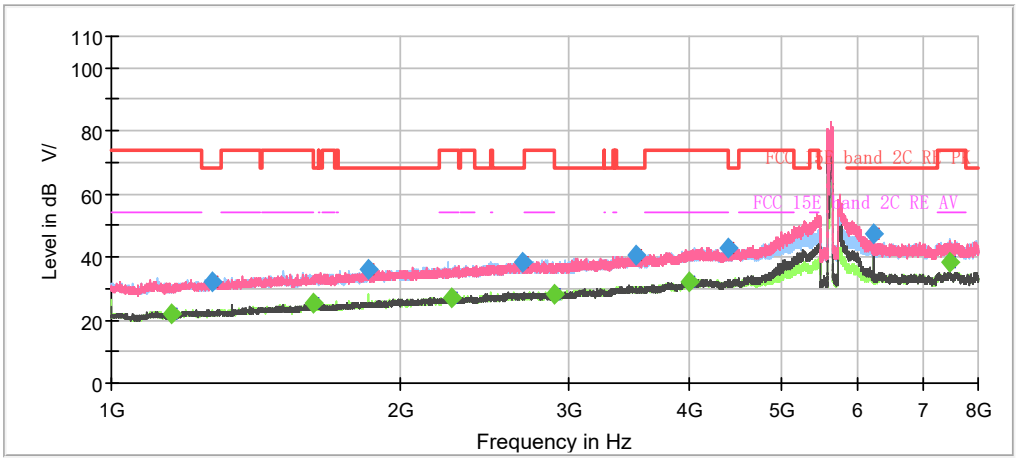

Note: The signal beyond the limit is carrier.

Radiates Emission from 1GHz to 8GHz

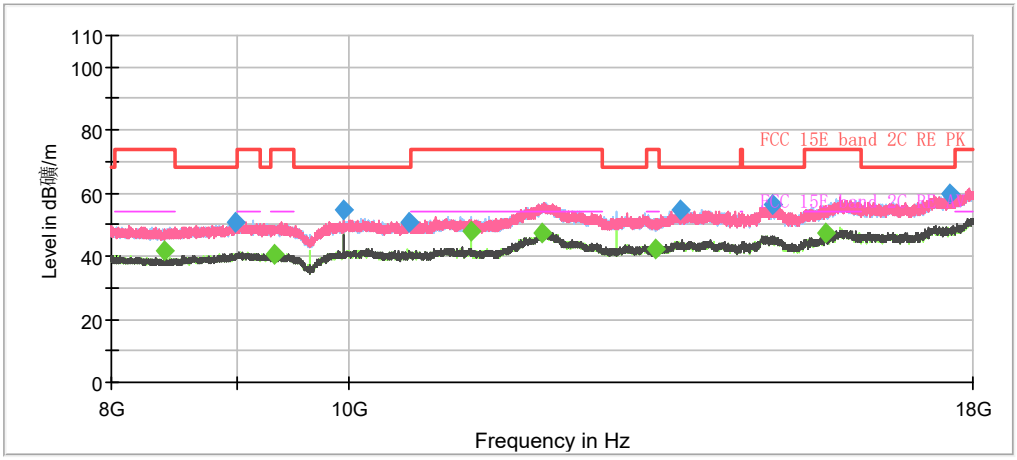

Radiates Emission from 8GHz to 18GHz

This report shall not be reproduced except in full, without the written approval of TA Technology (Shanghai) Co., Ltd.

Frequency (MHz)	Peak (dBuV/m)	Average (dBuV/m)	Limit (dBuV/m)	Margin (dB)	Meas. Time (ms)	Height (cm)	Polarization	Azimuth (deg)	Correct Factor (dB)
1157.033333	---	21.75	54.00	32.25	500.0	100.0	H	75.0	-18
1272.300000	32.30	---	68.20	35.90	500.0	200.0	V	198.0	-17
1622.533333	---	25.21	54.00	28.79	500.0	200.0	H	336.0	-15
1849.566667	36.14	---	68.20	32.06	500.0	200.0	H	11.0	-14
2258.366667	---	26.91	54.00	27.09	500.0	100.0	H	18.0	-12
2677.433333	38.08	---	68.20	30.12	500.0	200.0	H	280.0	-10
2894.666667	---	28.45	54.00	25.55	500.0	100.0	V	217.0	-9
3519.300000	40.73	---	68.20	27.47	500.0	100.0	H	216.0	-6
3995.300000	---	32.41	54.00	21.59	500.0	200.0	H	295.0	-4
4401.066667	42.67	---	68.20	25.53	500.0	200.0	V	58.0	-3
6220.833333	47.15	---	68.20	21.05	500.0	200.0	V	320.0	0
7465.200000	---	38.53	54.00	15.47	500.0	100.0	H	290.0	1
11220.000000	---	48.19	54.00	5.81	500.0	200.0	H	151.0	1.0

Remark: 1. Correction Factor = Antenna factor+ Insertion loss (cable loss + amplifier gain)

This report shall not be reproduced except in full, without the written approval of TA Technology (Shanghai) Co., Ltd.

802.11ax (HE80) CH138

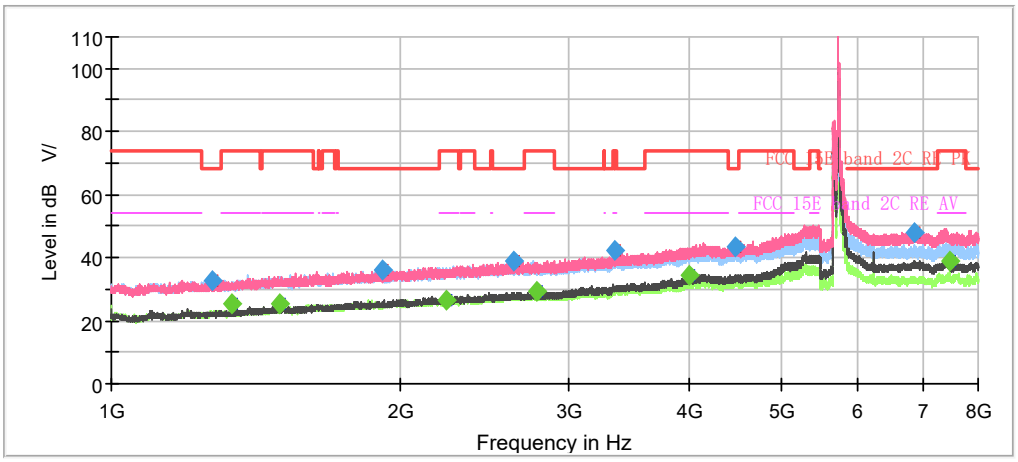

Note: The signal beyond the limit is carrier.

Radiates Emission from 1GHz to 8GHz

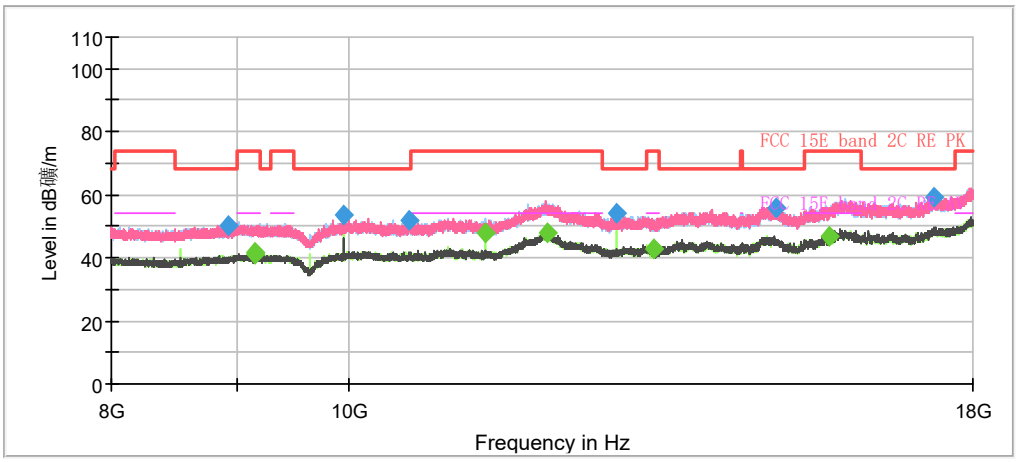

Radiates Emission from 8GHz to 18GHz

This report shall not be reproduced except in full, without the written approval of TA Technology (Shanghai) Co., Ltd.

Frequency (MHz)	Peak (dBuV/m)	Average (dBuV/m)	Limit (dBuV/m)	Margin (dB)	Meas. Time (ms)	Height (cm)	Polarization	Azimuth (deg)	Correct Factor (dB)
1275.566667	32.51	---	68.20	35.69	500.0	200.0	H	148.0	-17
1333.200000	---	25.40	54.00	28.60	500.0	100.0	H	185.0	-17
1499.333333	---	25.67	54.00	28.33	500.0	200.0	H	4.0	-16
1919.100000	36.17	---	68.20	32.03	500.0	100.0	V	191.0	-13
2238.533333	---	26.72	54.00	27.28	500.0	200.0	H	246.0	-12
2626.566667	38.72	---	68.20	29.48	500.0	200.0	V	113.0	-10
2771.933333	---	29.18	54.00	24.82	500.0	100.0	V	198.0	-9
3344.533333	42.31	---	68.20	25.89	500.0	100.0	V	270.0	-7
3995.533333	---	34.56	54.00	19.44	500.0	100.0	V	132.0	-4
4463.133333	43.20	---	68.20	25.00	500.0	100.0	V	154.0	-3
6850.600000	48.19	---	68.20	20.01	500.0	100.0	V	183.0	0
7465.200000	---	39.02	54.00	14.98	500.0	100.0	V	340.0	1

Remark: 1. Correction Factor = Antenna factor+ Insertion loss (cable loss + amplifier gain)

This report shall not be reproduced except in full, without the written approval of TA Technology (Shanghai) Co., Ltd.

802.11ax (HE80) CH155

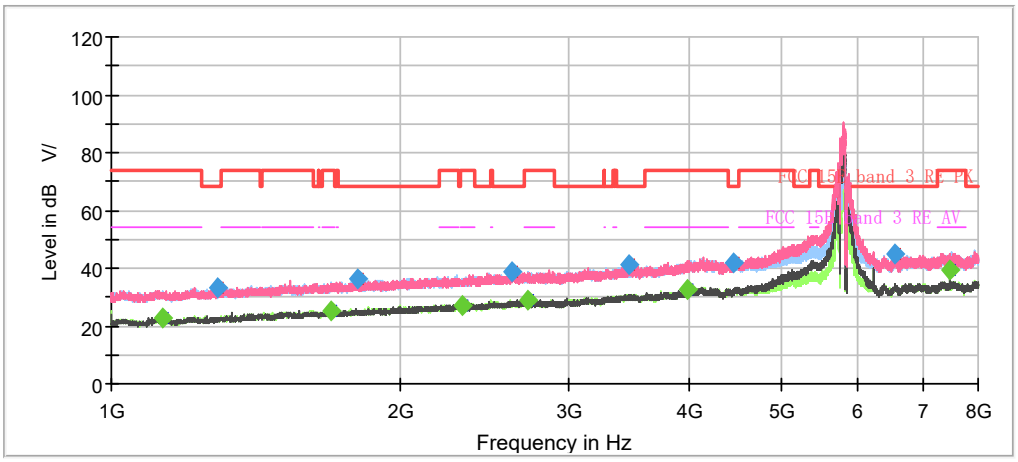

Note: The signal beyond the limit is carrier.

Radiates Emission from 1GHz to 8GHz

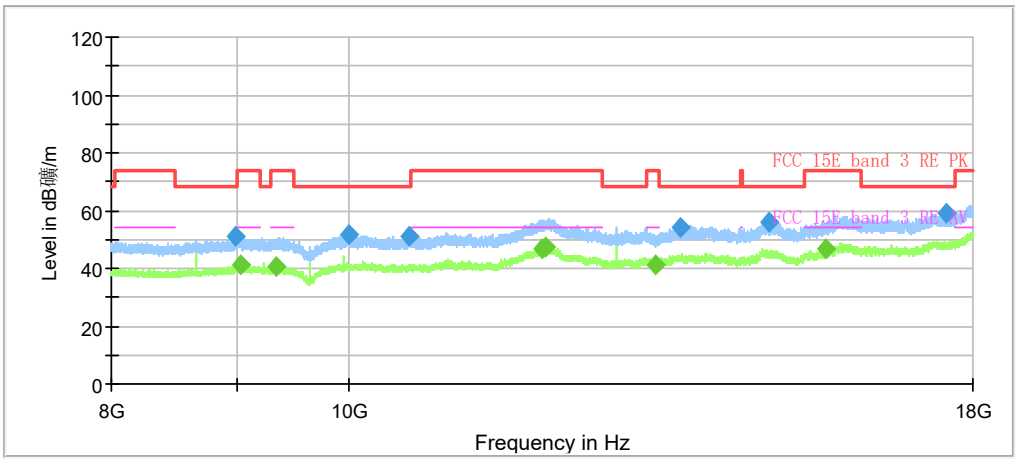

Radiates Emission from 8GHz to 18GHz

This report shall not be reproduced except in full, without the written approval of TA Technology (Shanghai) Co., Ltd.

Frequency (MHz)	Peak (dBuV/m)	Average (dBuV/m)	Limit (dBuV/m)	Margin (dB)	Meas. Time (ms)	Height (cm)	Polarization	Azimuth (deg)	Correct Factor (dB)
1130.900000	---	22.66	54.00	31.34	500.0	200.0	H	340.0	-18
1288.400000	32.98	---	68.20	35.22	500.0	200.0	H	228.0	-17
1697.200000	---	25.19	54.00	28.81	500.0	100.0	H	82.0	-15
1807.566667	36.04	---	68.20	32.16	500.0	200.0	V	307.0	-14
2319.266667	---	26.89	54.00	27.11	500.0	200.0	H	0.0	-11
2617.466667	38.83	---	68.20	29.37	500.0	200.0	H	0.0	-10
2712.200000	---	28.68	54.00	25.32	500.0	100.0	V	162.0	-9
3464.700000	40.99	---	68.20	27.21	500.0	200.0	H	214.0	-6
3988.066667	---	32.55	54.00	21.45	500.0	100.0	H	174.0	-4
4456.833333	41.97	---	68.20	26.23	500.0	100.0	H	68.0	-3
6547.500000	44.76	---	68.20	23.44	500.0	100.0	V	169.0	0
7464.733333	---	39.17	54.00	14.83	500.0	100.0	H	305.0	1

Remark: 1. Correction Factor = Antenna factor+ Insertion loss (cable loss + amplifier gain)

This report shall not be reproduced except in full, without the written approval of TA Technology (Shanghai) Co., Ltd.

802.11ax (HE160) CH50

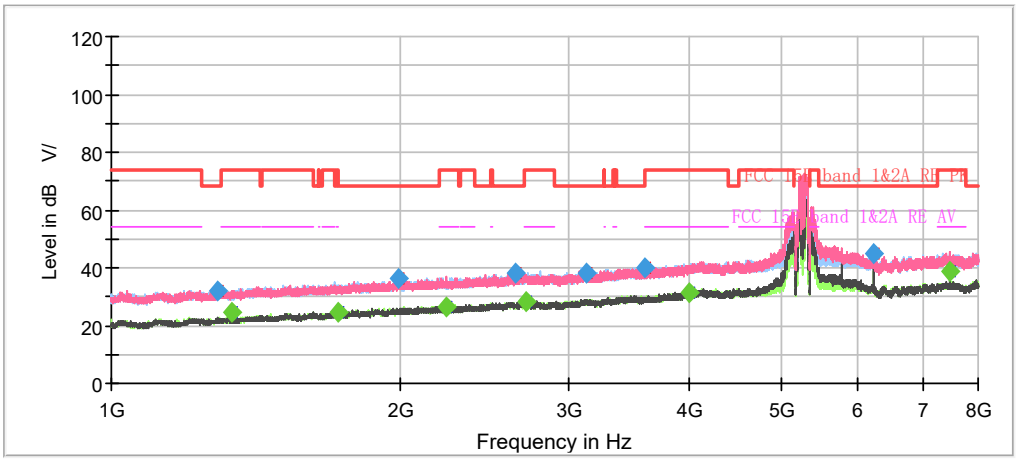

Note: The signal beyond the limit is carrier.
Radiates Emission from 1GHz to 8GHz

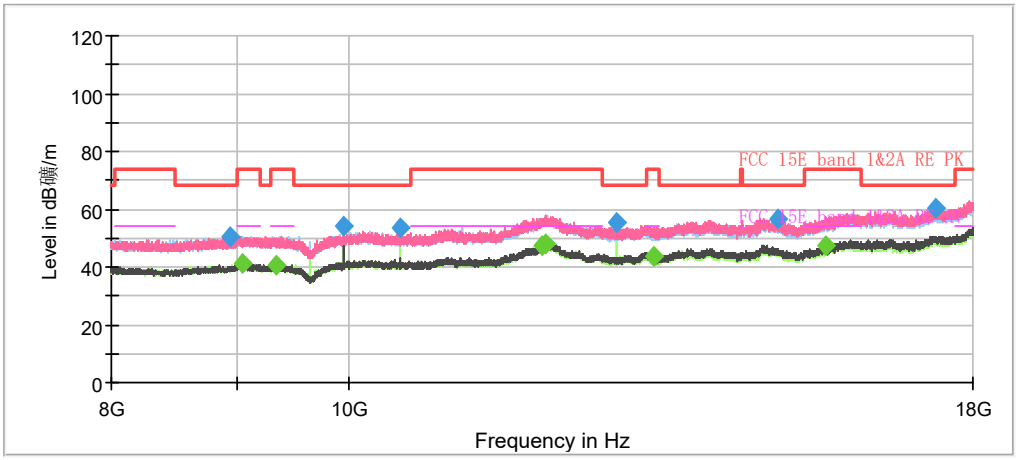

Radiates Emission from 8GHz to 18GHz

This report shall not be reproduced except in full, without the written approval of TA Technology (Shanghai) Co., Ltd.

Frequency (MHz)	Peak (dBuV/m)	Average (dBuV/m)	Limit (dBuV/m)	Margin (dB)	Height (cm)	Polarization	Azimuth (deg)	Correct Factor (dB)
1290.733333	32.12	---	68.20	36.08	500.0	200.0	H	3.0
1333.433333	---	24.35	54.00	29.65	500.0	200.0	H	16.0
1721.700000	---	24.84	54.00	29.16	500.0	200.0	V	267.0
1991.433333	36.09	---	68.20	32.11	500.0	200.0	H	0.0
2232.933333	---	26.32	54.00	27.68	500.0	200.0	H	16.0
2637.766667	38.44	---	68.20	29.76	500.0	100.0	V	65.0
2709.633333	---	28.24	54.00	25.76	500.0	200.0	V	318.0
3123.333333	38.37	---	68.20	29.83	500.0	200.0	H	16.0
3599.566667	40.13	---	68.20	28.07	500.0	100.0	V	78.0
3992.733333	---	31.58	54.00	22.42	500.0	200.0	H	0.0
6220.600000	44.88	---	68.20	23.32	500.0	100.0	V	311.0
7464.733333	---	38.84	54.00	15.16	500.0	100.0	H	302.0

Remark: 1. Correction Factor = Antenna factor+ Insertion loss (cable loss + amplifier gain)

This report shall not be reproduced except in full, without the written approval of TA Technology (Shanghai) Co., Ltd.

802.11ax (HE160) CH114

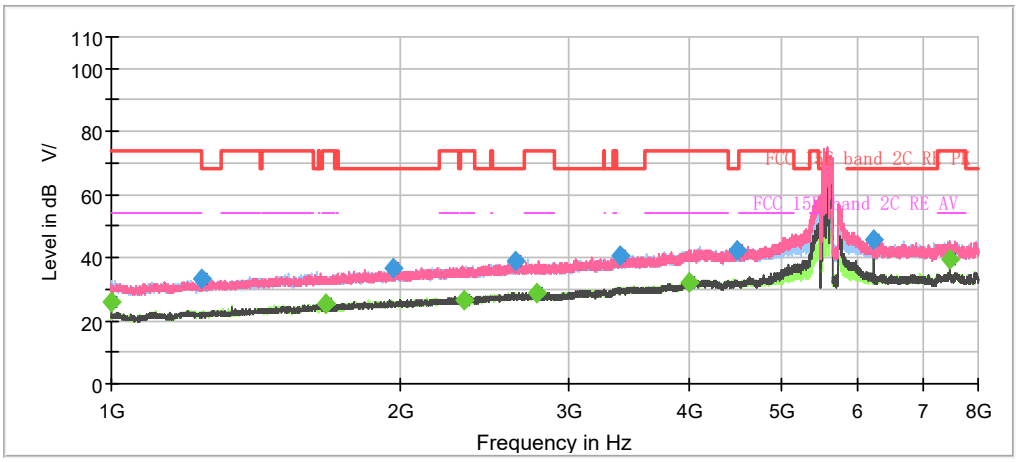

Note: The signal beyond the limit is carrier.

Radiates Emission from 1GHz to 8GHz

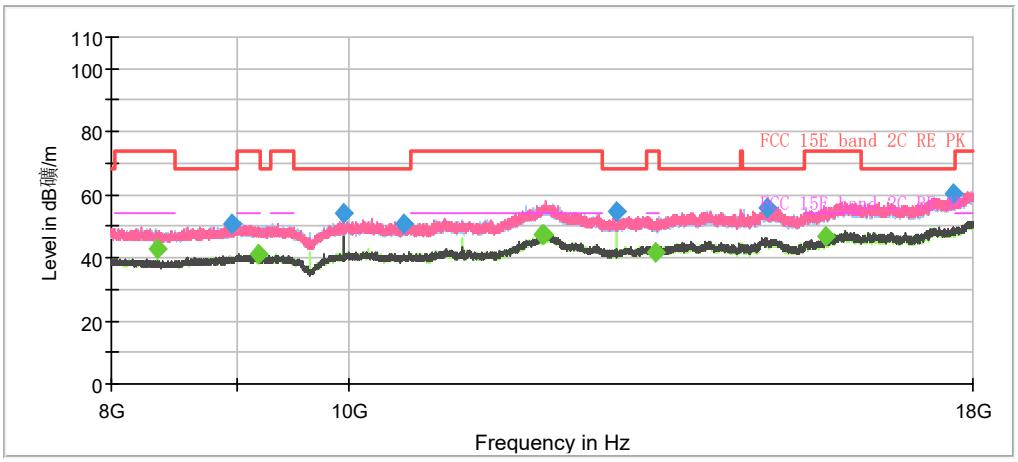

Radiates Emission from 8GHz to 18GHz

This report shall not be reproduced except in full, without the written approval of TA Technology (Shanghai) Co., Ltd.

Frequency (MHz)	Peak (dBuV/m)	Average (dBuV/m)	Limit (dBuV/m)	Margin (dB)	Height (cm)	Polarization	Azimuth (deg)	Correct Factor (dB)
1000.000000	---	26.08	54.00	27.92	500.0	100.0	H	119.0
1244.766667	33.09	---	68.20	35.11	500.0	100.0	V	225.0
1674.566667	---	25.59	54.00	28.41	500.0	100.0	H	268.0
1967.166667	36.63	---	68.20	31.57	500.0	200.0	H	0.0
2330.000000	---	26.43	54.00	27.57	500.0	200.0	H	69.0
2637.766667	38.86	---	68.20	29.34	500.0	200.0	H	252.0
2775.200000	---	28.94	54.00	25.06	500.0	200.0	V	62.0
3382.333333	40.55	---	68.20	27.65	500.0	100.0	H	133.0
3993.666667	---	32.32	54.00	21.68	500.0	200.0	V	291.0
4481.333333	42.28	---	68.20	25.92	500.0	100.0	H	6.0
6220.366667	45.53	---	68.20	22.67	500.0	200.0	V	320.0
7464.966667	---	39.29	54.00	14.71	500.0	100.0	H	304.0

Remark: 1. Correction Factor = Antenna factor+ Insertion loss (cable loss + amplifier gain)

This report shall not be reproduced except in full, without the written approval of TA Technology (Shanghai) Co., Ltd.

During the test, the Radiates Emission from 18GHz to 40GHz was performed in all modes with all channels, 802.11ax HE20, Channel 60 are selected as the worst condition. The test data of the worst-case condition was recorded in this report.

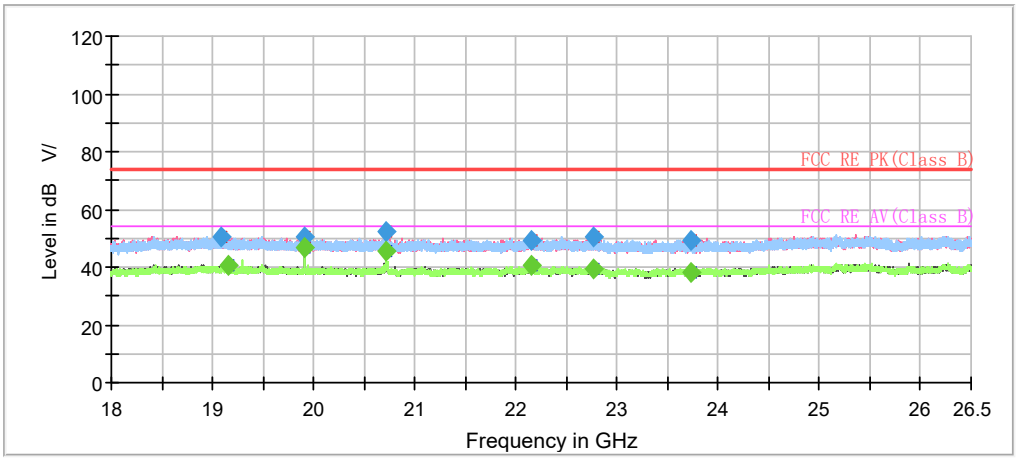

Radiates Emission from 18GHz to 26.5GHz

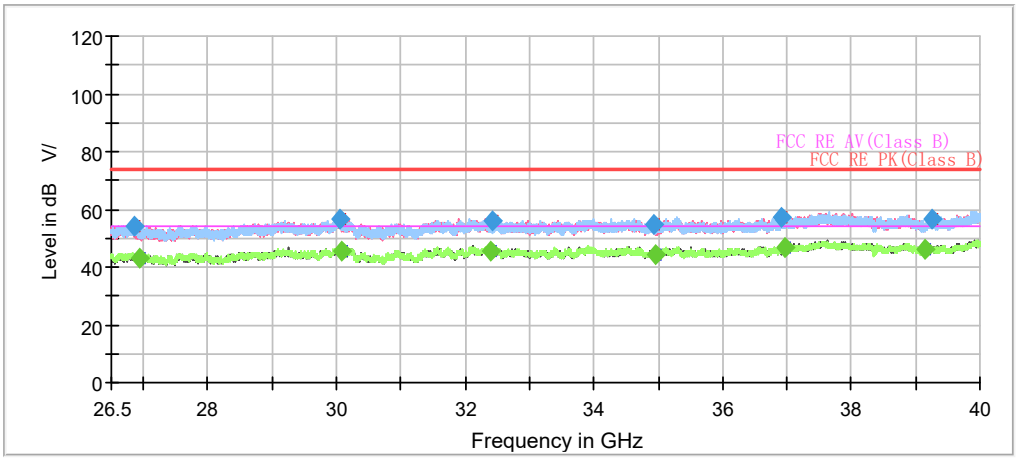

Radiates Emission from 26.5GHz to 40GHz

This report shall not be reproduced except in full, without the written approval of TA Technology (Shanghai) Co., Ltd.

Frequency (MHz)	Peak (dBuV/m)	Average (dBuV/m)	Limit (dBuV/m)	Margin (dB)	Height (cm)	Polarization	Azimuth (deg)	Correct Factor (dB)
19093.666667	50.71	---	74.00	23.29	200.0	H	345.0	-1
19148.066667	---	40.70	54.00	13.30	200.0	H	298.0	-1
19905.983333	---	46.69	54.00	7.31	200.0	H	311.0	-1
19905.983333	50.41	---	74.00	23.59	200.0	H	311.0	-1
20720.283333	52.24	---	74.00	21.76	200.0	H	138.0	0
20720.283333	---	45.23	54.00	8.77	200.0	H	138.0	0
22161.600000	49.40	---	74.00	24.60	200.0	V	50.0	1
22161.883333	---	40.74	54.00	13.26	100.0	V	144.0	1
22765.950000	---	39.49	54.00	14.51	100.0	H	63.0	2
22766.233333	50.16	---	74.00	23.84	100.0	H	140.0	2
23727.866667	---	38.28	54.00	15.72	200.0	V	132.0	2
23730.700000	49.00	---	74.00	25.00	100.0	V	0.0	2

Remark: 1. Correction Factor = Antenna factor+ Insertion loss (cable loss + amplifier gain)

This report shall not be reproduced except in full, without the written approval of TA Technology (Shanghai) Co., Ltd.

Internal Antenna 2: DZZ

Continuous TX mode:

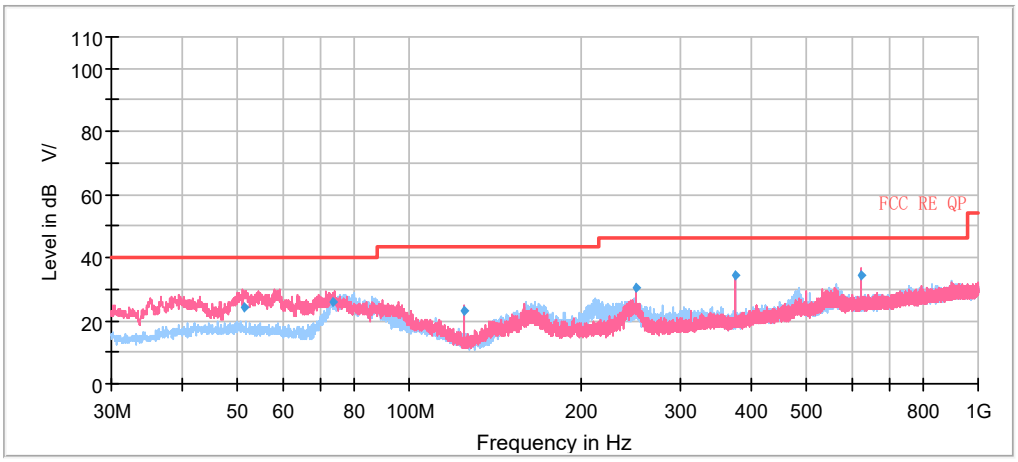

Radiates Emission from 30MHz to 1GHz

Frequency (MHz)	Quasi-Peak (dBuV/m)	Height (cm)	Polarization	Azimuth (deg)	Correct Factor (dB)	Margin (dB)	Limit (dBuV/m)
51.487333	24.15	40.00	15.85	100.0	V	295.0	20
73.714667	25.69	40.00	14.31	100.0	V	30.0	15
124.995333	23.11	43.50	20.39	100.0	V	167.0	16
249.996000	30.40	46.00	15.60	100.0	H	130.0	20
374.996667	34.13	46.00	11.87	100.0	H	95.0	22
624.998000	34.60	46.00	11.40	109.0	V	343.0	27

Remark: 1. Correction Factor = Antenna factor+ Insertion loss(cable loss+amplifier gain)

2. Margin = Limit – Quasi-Peak

This report shall not be reproduced except in full, without the written approval of TA Technology (Shanghai) Co., Ltd.

802.11a CH36

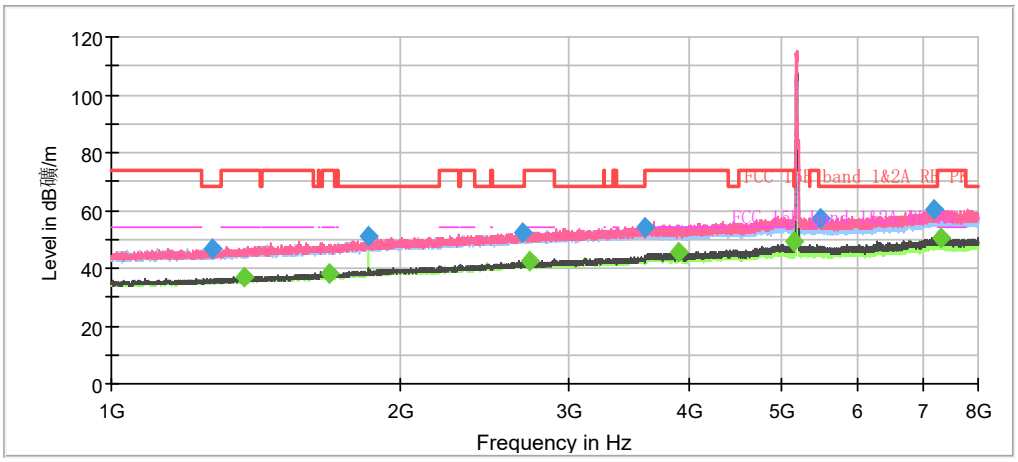

Note: The signal beyond the limit is carrier.

Radiates Emission from 1GHz to 8GHz

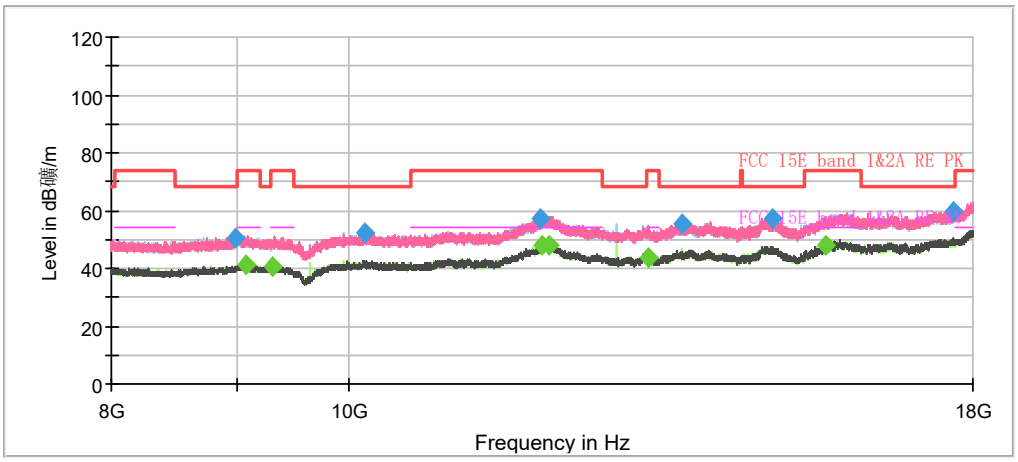

Radiates Emission from 8GHz to 18GHz

This report shall not be reproduced except in full, without the written approval of TA Technology (Shanghai) Co., Ltd.

Frequency (MHz)	Peak (dBuV/m)	Average (dBuV/m)	Limit (dBuV/m)	Margin (dB)	Meas. Time (ms)	Height (cm)	Polarization	Azimuth (deg)	Correct Factor (dB)
1273.933333	46.64	---	68.20	21.56	500.0	100.0	H	147.0	-9.7
1374.966667	---	37.10	54.00	16.90	500.0	100.0	V	281.0	-9.1
1686.933333	---	38.30	54.00	15.70	500.0	200.0	V	184.0	-7.2
1849.800000	51.37	---	68.20	16.83	500.0	100.0	H	359.0	-6.3
2676.500000	52.26	---	68.20	15.94	500.0	100.0	V	348.0	-3.8
2724.333333	---	42.30	54.00	11.70	500.0	200.0	V	135.0	-3.6
3597.933333	54.34	---	68.20	13.86	500.0	100.0	H	181.0	-0.9
3905.466667	---	45.78	54.00	8.22	500.0	100.0	V	348.0	0.1
5149.833333	---	49.35	54.00	4.65	500.0	200.0	V	266.0	3.8
5490.033333	57.25	---	68.20	10.95	500.0	200.0	V	290.0	4.6
7178.900000	60.15	---	68.20	8.05	500.0	100.0	V	169.0	8.3
7307.000000	---	50.26	54.00	3.74	500.0	200.0	V	135.0	8.3
12074.333333	---	48.18	54.00	5.82	500.0	200.0	V	210.0	6.1

Remark: 1. Correction Factor = Antenna factor+ Insertion loss (cable loss + amplifier gain)

This report shall not be reproduced except in full, without the written approval of TA Technology (Shanghai) Co., Ltd.

802.11a CH40

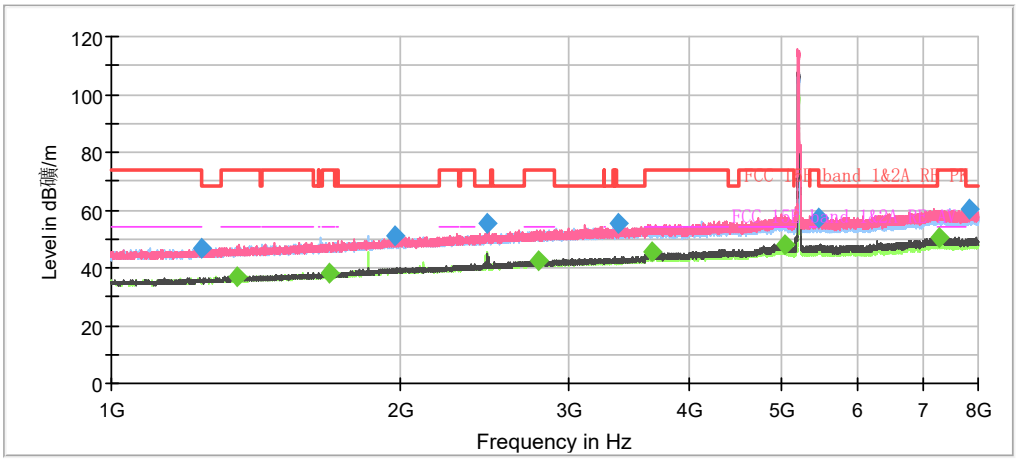

Note: The signal beyond the limit is carrier.

Radiates Emission from 1GHz to 8GHz

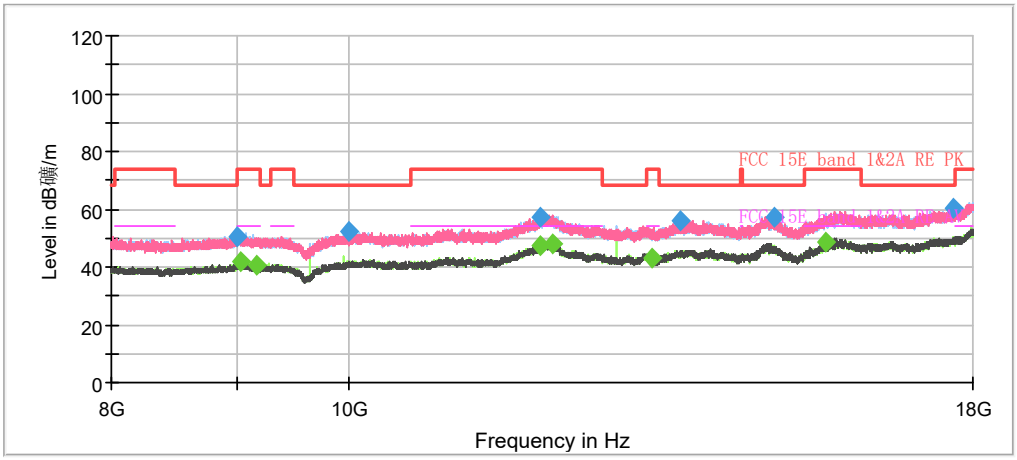

Radiates Emission from 8GHz to 18GHz

This report shall not be reproduced except in full, without the written approval of TA Technology (Shanghai) Co., Ltd.

Frequency (MHz)	Peak (dBuV/m)	Average (dBuV/m)	Limit (dBuV/m)	Margin (dB)	Meas. Time (ms)	Height (cm)	Polarization	Azimuth (deg)	Correct Factor (dB)
1241.966667	46.78	---	68.20	21.42	500.0	100.0	V	103.0	-9.9
1354.433333	---	37.03	54.00	16.97	500.0	100.0	H	301.0	-9.2
1686.700000	---	38.28	54.00	15.72	500.0	200.0	V	166.0	-7.2
1975.333333	51.25	---	68.20	16.95	500.0	100.0	V	91.0	-5.7
2459.033333	55.17	---	68.20	13.03	500.0	200.0	H	136.0	-4.5
2785.466667	---	42.20	54.00	11.80	500.0	100.0	V	69.0	-3.4
3375.333333	55.10	---	68.20	13.10	500.0	100.0	V	3.0	-1.6
3652.066667	---	45.51	54.00	8.49	500.0	200.0	V	72.0	-0.3
5039.700000	---	47.90	54.00	6.10	500.0	100.0	V	251.0	3.9
5466.700000	57.18	---	68.20	11.02	500.0	200.0	V	84.0	4.7
7298.133333	---	50.45	54.00	3.55	500.0	200.0	V	211.0	8.3
7823.600000	60.50	---	68.20	7.70	500.0	100.0	V	0.0	7.9
12118.000000	---	48.28	54.00	5.72	500.0	100.0	V	348.0	6.2
15664.666667	---	48.36	54.00	5.64	500.0	200.0	V	198.0	6.0

Remark: 1. Correction Factor = Antenna factor+ Insertion loss (cable loss + amplifier gain)

This report shall not be reproduced except in full, without the written approval of TA Technology (Shanghai) Co., Ltd.

802.11a CH48

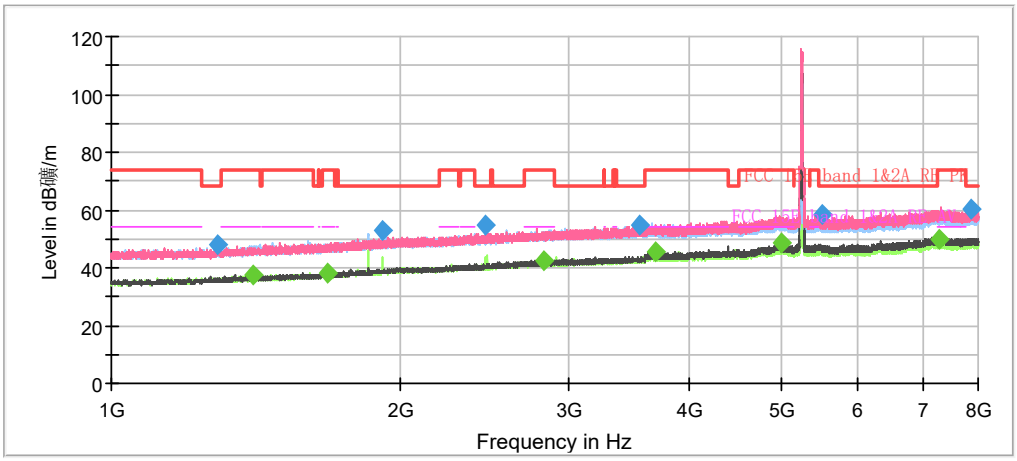

Note: The signal beyond the limit is carrier.

Radiates Emission from 1GHz to 8GHz

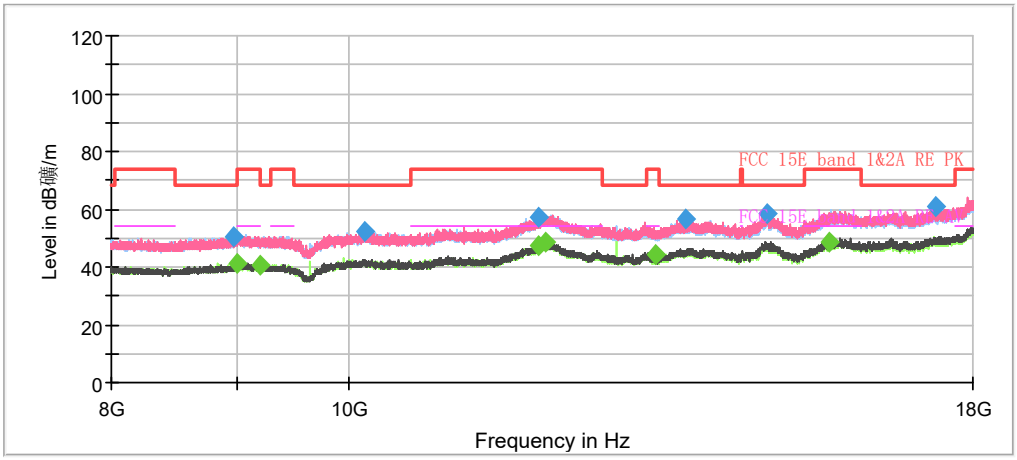

Radiates Emission from 8GHz to 18GHz

This report shall not be reproduced except in full, without the written approval of TA Technology (Shanghai) Co., Ltd.

Frequency (MHz)	Peak (dBuV/m)	Average (dBuV/m)	Limit (dBuV/m)	Margin (dB)	Meas. Time (ms)	Height (cm)	Polarization	Azimuth (deg)	Correct Factor (dB)
1290.266667	48.00	---	68.20	20.20	500.0	200.0	V	97.0	-9.6
1406.466667	---	37.65	54.00	16.35	500.0	200.0	V	120.0	-8.8
1682.033333	---	38.08	54.00	15.92	500.0	200.0	V	84.0	-7.2
1917.466667	52.75	---	68.20	15.45	500.0	100.0	H	298.0	-6.0
2457.166667	54.90	---	68.20	13.30	500.0	200.0	H	70.0	-4.5
2827.233333	---	42.31	54.00	11.69	500.0	200.0	V	335.0	-3.2
3549.633333	54.63	---	68.20	13.57	500.0	200.0	V	223.0	-1.2
3683.333333	---	45.49	54.00	8.51	500.0	100.0	V	54.0	-0.2
4988.366667	---	48.50	54.00	5.50	500.0	100.0	V	99.0	4.1
5493.300000	58.34	---	68.20	9.86	500.0	100.0	V	167.0	4.6
7279.933333	---	50.15	54.00	3.85	500.0	200.0	V	143.0	8.3
7862.333333	60.39	---	68.20	7.81	500.0	100.0	V	237.0	8.0
15720.333333	---	48.92	54.00	5.08	500.0	100.0	H	158.0	6.2

Remark: 1. Correction Factor = Antenna factor+ Insertion loss (cable loss + amplifier gain)

This report shall not be reproduced except in full, without the written approval of TA Technology (Shanghai) Co., Ltd.

802.11a CH52

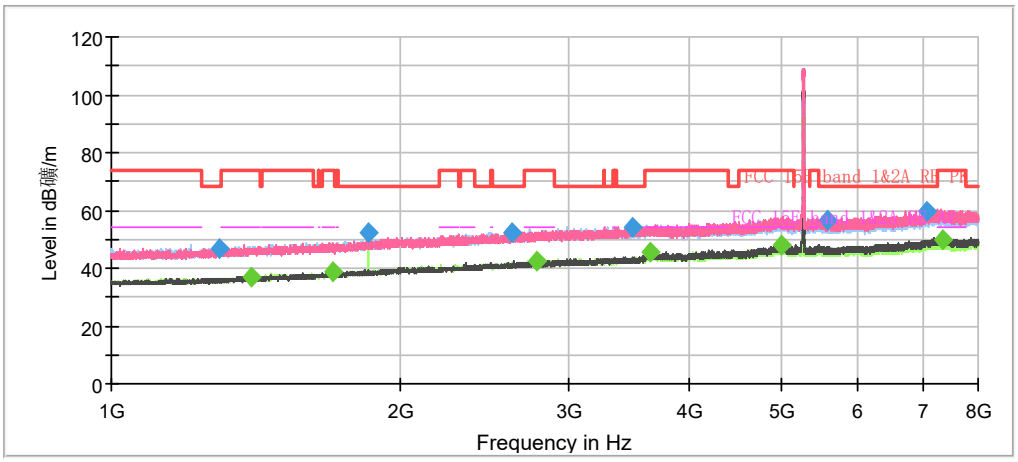

Note: The signal beyond the limit is carrier.

Radiates Emission from 1GHz to 8GHz

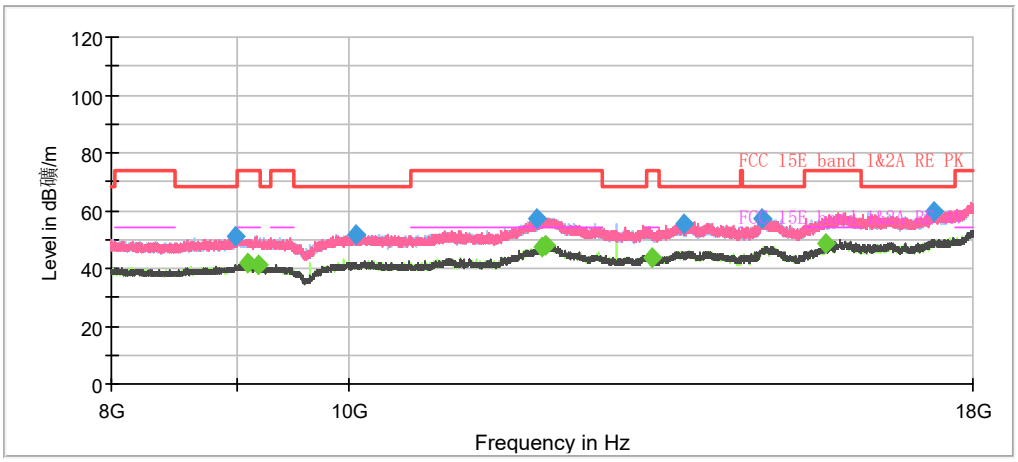

Radiates Emission from 8GHz to 18GHz

This report shall not be reproduced except in full, without the written approval of TA Technology (Shanghai) Co., Ltd.

Frequency (MHz)	Peak (dBuV/m)	Average (dBuV/m)	Limit (dBuV/m)	Margin (dB)	Meas. Time (ms)	Height (cm)	Polarization	Azimuth (deg)	Correct Factor (dB)
1295.866667	46.92	---	68.20	21.28	500.0	100.0	H	349.0	-9.6
1401.800000	---	37.13	54.00	16.87	500.0	100.0	H	0.0	-8.9
1702.800000	---	38.51	54.00	15.49	500.0	200.0	V	61.0	-7.2
1850.033333	52.18	---	68.20	16.02	500.0	100.0	H	336.0	-6.3
2615.366667	52.53	---	68.20	15.67	500.0	200.0	V	186.0	-4.1
2772.166667	---	42.42	54.00	11.58	500.0	100.0	H	129.0	-3.5
3497.366667	54.38	---	68.20	13.82	500.0	200.0	V	61.0	-1.3
3646.000000	---	45.38	54.00	8.62	500.0	100.0	H	208.0	-0.3
4983.000000	---	48.16	54.00	5.84	500.0	200.0	V	233.0	4.1
5583.600000	56.90	---	68.20	11.30	500.0	200.0	V	38.0	4.7
7059.200000	59.95	---	68.20	8.25	500.0	200.0	V	83.0	7.8
7338.966667	---	50.13	54.00	3.87	500.0	100.0	V	338.0	8.2
12041.666667	---	48.08	54.00	5.92	500.0	100.0	H	318.0	6.0
15679.000000	---	48.49	54.00	5.51	500.0	100.0	V	221.0	6.1

Remark: 1. Correction Factor = Antenna factor+ Insertion loss (cable loss + amplifier gain)

This report shall not be reproduced except in full, without the written approval of TA Technology (Shanghai) Co., Ltd.

802.11a CH60

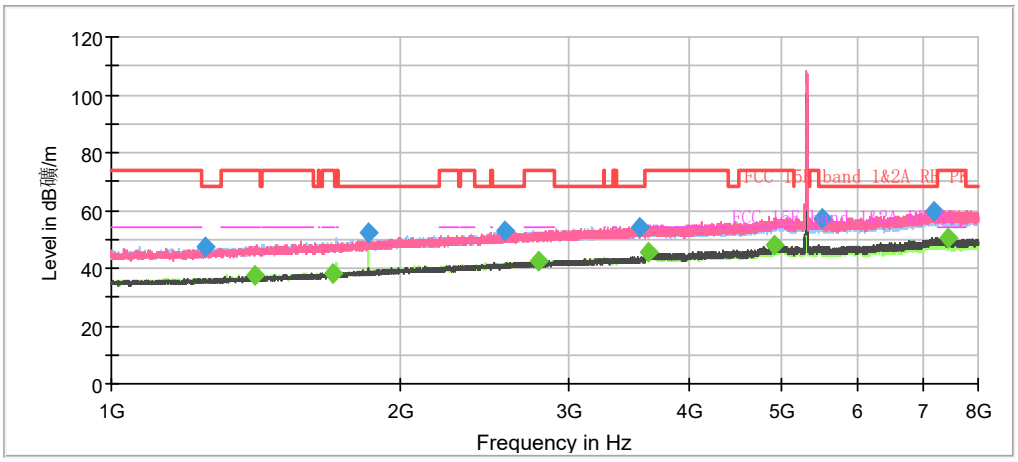

Note: The signal beyond the limit is carrier.

Radiates Emission from 1GHz to 8GHz

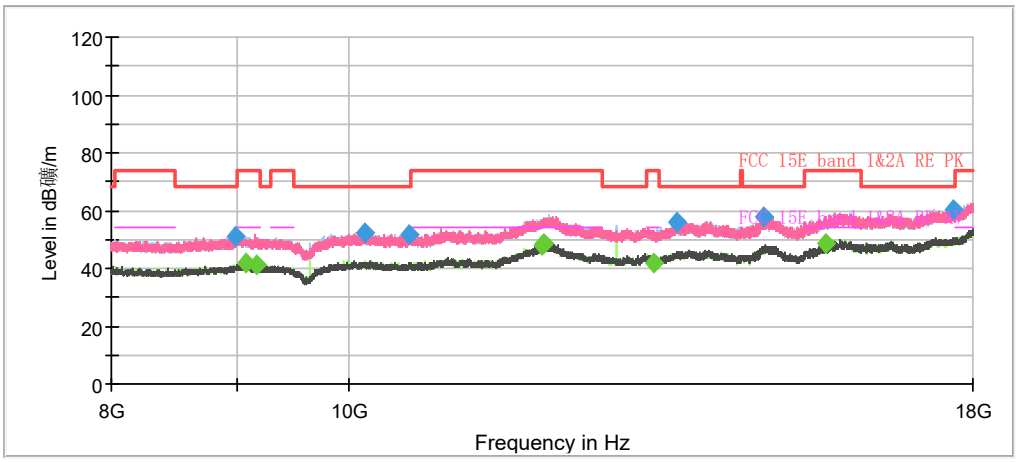

Radiates Emission from 8GHz to 18GHz

This report shall not be reproduced except in full, without the written approval of TA Technology (Shanghai) Co., Ltd.

Frequency (MHz)	Peak (dBuV/m)	Average (dBuV/m)	Limit (dBuV/m)	Margin (dB)	Meas. Time (ms)	Height (cm)	Polarization	Azimuth (deg)	Correct Factor (dB)
1252.700000	47.42	---	68.20	20.78	500.0	200.0	H	96.0	-9.9
1410.666667	---	37.34	54.00	16.66	500.0	100.0	H	104.0	-8.8
1698.133333	---	38.32	54.00	15.68	500.0	200.0	V	40.0	-7.2
1850.266667	52.49	---	68.20	15.71	500.0	100.0	H	0.0	-6.3
2572.200000	52.84	---	68.20	15.36	500.0	200.0	H	164.0	-4.3
2781.033333	---	42.34	54.00	11.66	500.0	100.0	V	220.0	-3.4
3548.466667	54.38	---	68.20	13.82	500.0	100.0	V	311.0	-1.2
3634.333333	---	45.72	54.00	8.28	500.0	200.0	V	97.0	-0.4
4905.066667	---	48.04	54.00	5.96	500.0	200.0	V	85.0	3.7
5502.400000	56.93	---	68.20	11.27	500.0	200.0	V	29.0	4.6
7201.766667	59.75	---	68.20	8.45	500.0	100.0	V	359.0	8.3
7450.733333	---	50.62	54.00	3.38	500.0	200.0	V	17.0	7.9
12022.333333	---	48.46	54.00	5.54	500.0	200.0	H	144.0	5.9
15676.000000	---	48.71	54.00	5.29	500.0	100.0	V	23.0	6.1

Remark: 1. Correction Factor = Antenna factor+ Insertion loss (cable loss + amplifier gain)

This report shall not be reproduced except in full, without the written approval of TA Technology (Shanghai) Co., Ltd.

802.11a CH64

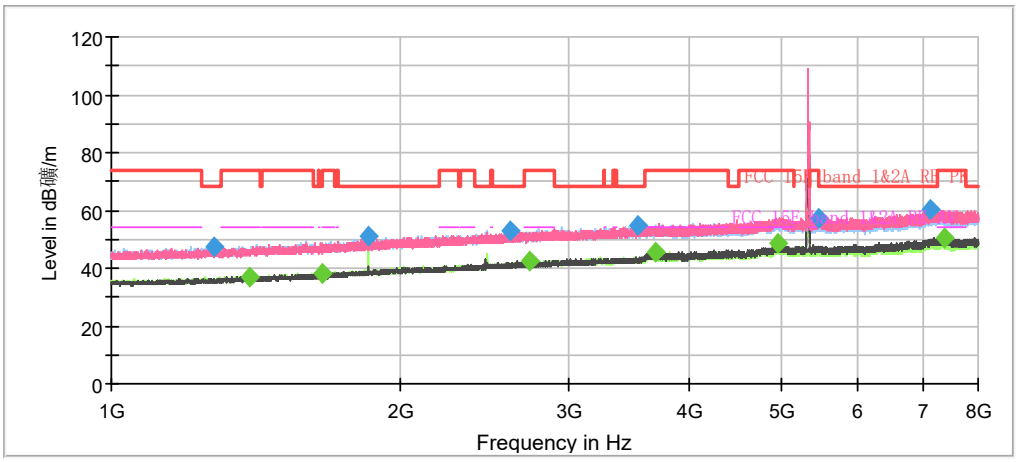

Note: The signal beyond the limit is carrier.

Radiates Emission from 1GHz to 8GHz

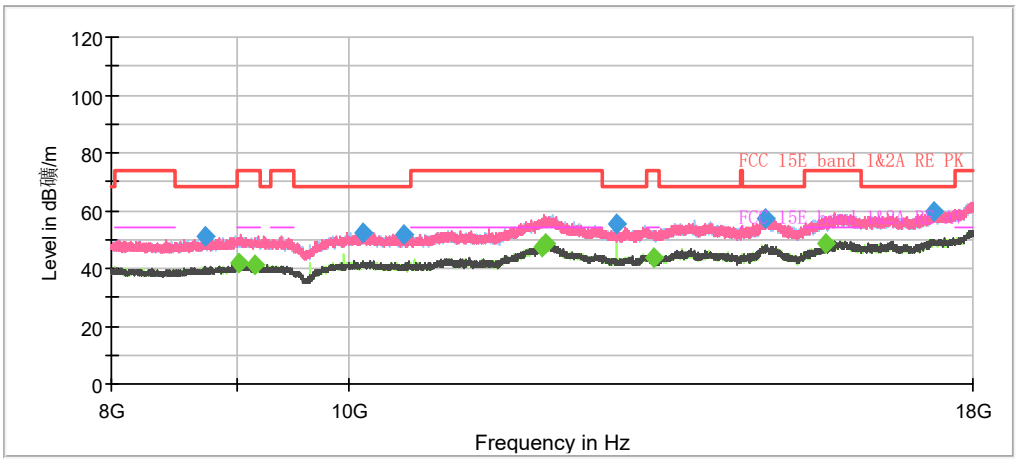

Radiates Emission from 8GHz to 18GHz

This report shall not be reproduced except in full, without the written approval of TA Technology (Shanghai) Co., Ltd.

Frequency (MHz)	Peak (dBuV/m)	Average (dBuV/m)	Limit (dBuV/m)	Margin (dB)	Meas. Time (ms)	Height (cm)	Polarization	Azimuth (deg)	Correct Factor (dB)
1282.100000	47.32	---	68.20	20.88	500.0	100.0	H	0.0	-9.7
1394.800000	---	37.06	54.00	16.94	500.0	200.0	H	0.0	-8.9
1660.566667	---	38.37	54.00	15.63	500.0	100.0	H	95.0	-7.4
1849.800000	51.03	---	68.20	17.17	500.0	100.0	H	349.0	-6.3
2605.566667	52.95	---	68.20	15.25	500.0	100.0	V	73.0	-4.1
2727.833333	---	42.77	54.00	11.23	500.0	100.0	V	348.0	-3.6
3541.700000	54.53	---	68.20	13.67	500.0	200.0	V	3.0	-1.2
3695.000000	---	45.56	54.00	8.44	500.0	200.0	V	38.0	-0.2
4952.666667	---	48.65	54.00	5.35	500.0	200.0	V	26.0	4.0
5463.433333	57.05	---	68.20	11.15	500.0	100.0	V	337.0	4.7
7138.766667	60.43	---	68.20	7.77	500.0	200.0	V	3.0	8.2
7375.600000	---	50.27	54.00	3.73	500.0	200.0	V	60.0	8.1
12047.333333	---	48.43	54.00	5.57	500.0	100.0	V	34.0	6.0
15672.333333	---	48.53	54.00	5.47	500.0	200.0	V	33.0	6.1

Remark: 1. Correction Factor = Antenna factor+ Insertion loss (cable loss + amplifier gain)

This report shall not be reproduced except in full, without the written approval of TA Technology (Shanghai) Co., Ltd.

802.11a CH100

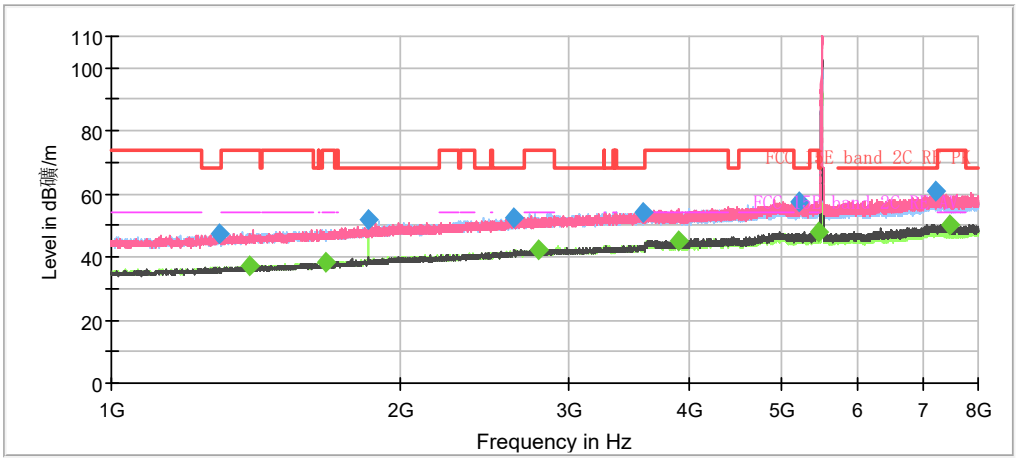

Note: The signal beyond the limit is carrier.

Radiates Emission from 1GHz to 8GHz

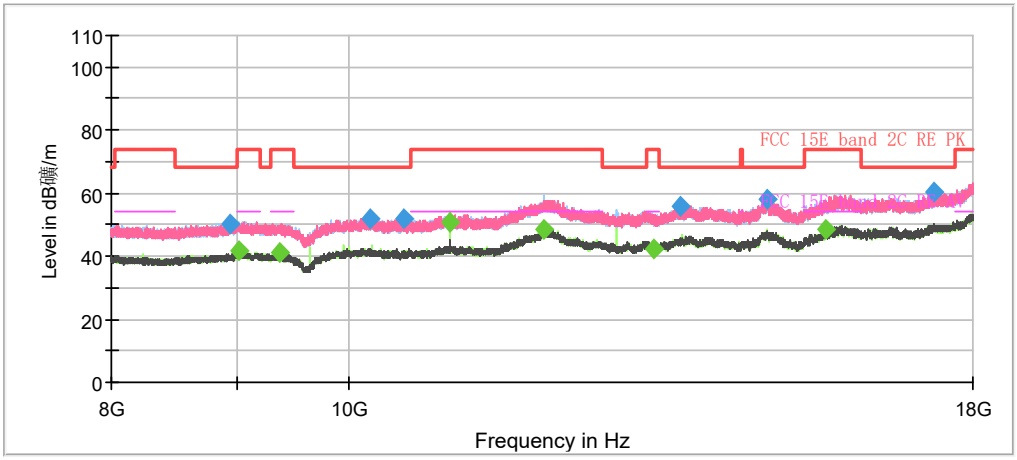

Radiates Emission from 8GHz to 18GHz

This report shall not be reproduced except in full, without the written approval of TA Technology (Shanghai) Co., Ltd.

Frequency (MHz)	Peak (dBuV/m)	Average (dBuV/m)	Limit (dBuV/m)	Margin (dB)	Meas. Time (ms)	Height (cm)	Polarization	Azimuth (deg)	Correct Factor (dB)
1293.766667	47.16	---	68.20	21.04	500.0	100.0	H	95.0	-9.6
1392.700000	---	37.36	54.00	16.64	500.0	100.0	H	323.0	-8.9
1670.833333	---	38.24	54.00	15.76	500.0	100.0	V	344.0	-7.3
1849.800000	51.88	---	68.20	16.32	500.0	100.0	H	348.0	-6.3
2627.733333	52.50	---	68.20	15.70	500.0	200.0	H	0.0	-4.0
2784.066667	---	42.54	54.00	11.46	500.0	200.0	V	0.0	-3.4
3579.733333	54.29	---	68.20	13.91	500.0	200.0	H	75.0	-1.0
3904.300000	---	45.29	54.00	8.71	500.0	200.0	V	136.0	0.1
5210.966667	57.56	---	68.20	10.64	500.0	200.0	V	194.0	3.9
5451.300000	---	48.08	54.00	5.92	500.0	100.0	V	356.0	4.6
7215.066667	60.66	---	68.20	7.54	500.0	100.0	V	251.0	8.3
7457.966667	---	50.12	54.00	3.88	500.0	200.0	V	44.0	7.9
11000.000000	---	50.81	54.00	3.19	500.0	200.0	H	150.0	0.5
12023.000000	---	48.54	54.00	5.46	500.0	100.0	H	148.0	5.9
15673.000000	---	48.53	54.00	5.47	500.0	100.0	V	71.0	6.1

Remark: 1. Correction Factor = Antenna factor+ Insertion loss (cable loss + amplifier gain)

This report shall not be reproduced except in full, without the written approval of TA Technology (Shanghai) Co., Ltd.

802.11a CH116

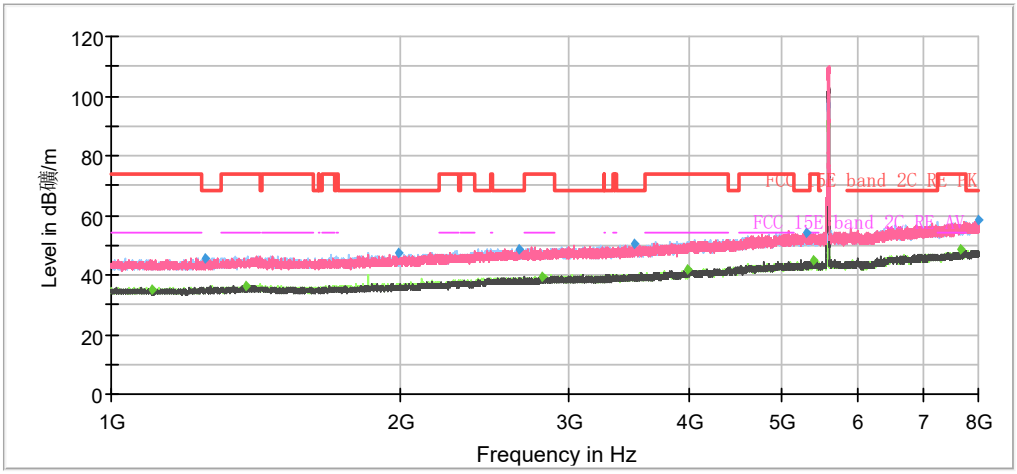

Note: The signal beyond the limit is carrier.
Radiates Emission from 1GHz to 8GHz

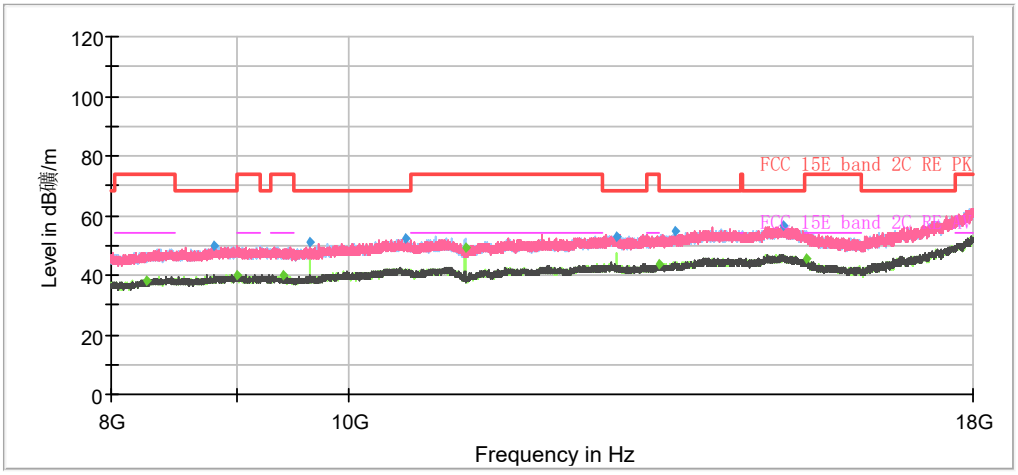

Radiates Emission from 8GHz to 18GHz

This report shall not be reproduced except in full, without the written approval of TA Technology (Shanghai) Co., Ltd.

Frequency (MHz)	Peak (dBuV/m)	Average (dBuV/m)	Limit (dBuV/m)	Margin (dB)	Meas. Time (ms)	Height (cm)	Polarization	Azimuth (deg)	Correct Factor (dB)
1104.766667	---	35.13	54.00	18.87	500.0	200.0	H	358.0	-9
1252.700000	45.82	---	68.20	22.38	500.0	100.0	H	85.0	-8
1384.066667	---	36.55	54.00	17.45	500.0	100.0	H	358.0	-7
1987.700000	47.65	---	68.20	20.55	500.0	100.0	H	0.0	-5
2655.266667	48.84	---	68.20	19.36	500.0	100.0	H	111.0	-4
2814.166667	---	39.66	54.00	14.34	500.0	100.0	H	224.0	-3
3513.233333	50.17	---	68.20	18.03	500.0	200.0	H	216.0	-3
3984.100000	---	41.61	54.00	12.39	500.0	100.0	V	349.0	-1
5289.133333	53.90	---	68.20	14.30	500.0	100.0	H	209.0	2
5393.433333	---	44.66	54.00	9.34	500.0	100.0	H	278.0	3
7682.666667	---	48.50	54.00	5.50	500.0	200.0	H	0.0	7
7987.866667	58.43	---	68.20	9.77	500.0	200.0	H	242.0	8
11160.000000	---	49.06	54.00	4.94	500.0	200.0	H	158.0	1

Remark: 1. Correction Factor = Antenna factor+ Insertion loss (cable loss + amplifier gain)

This report shall not be reproduced except in full, without the written approval of TA Technology (Shanghai) Co., Ltd.

802.11a CH140

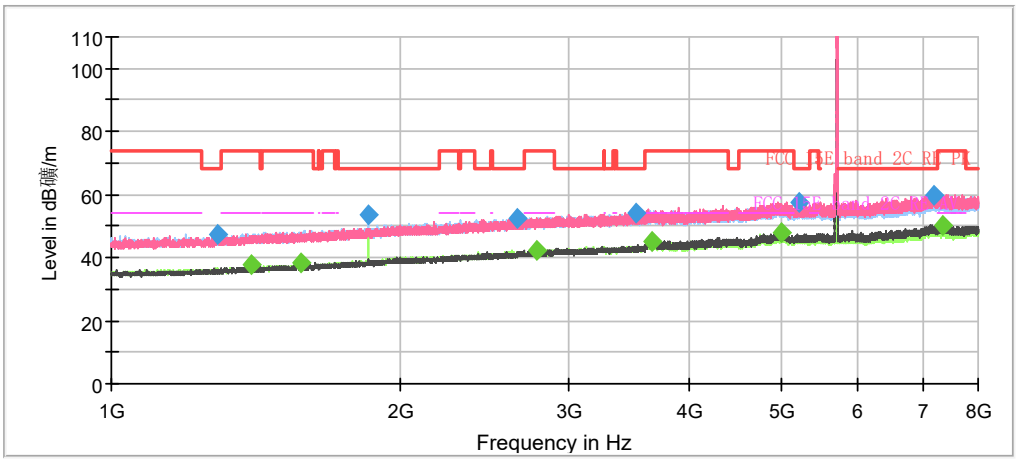

Note: The signal beyond the limit is carrier.

Radiates Emission from 1GHz to 8GHz

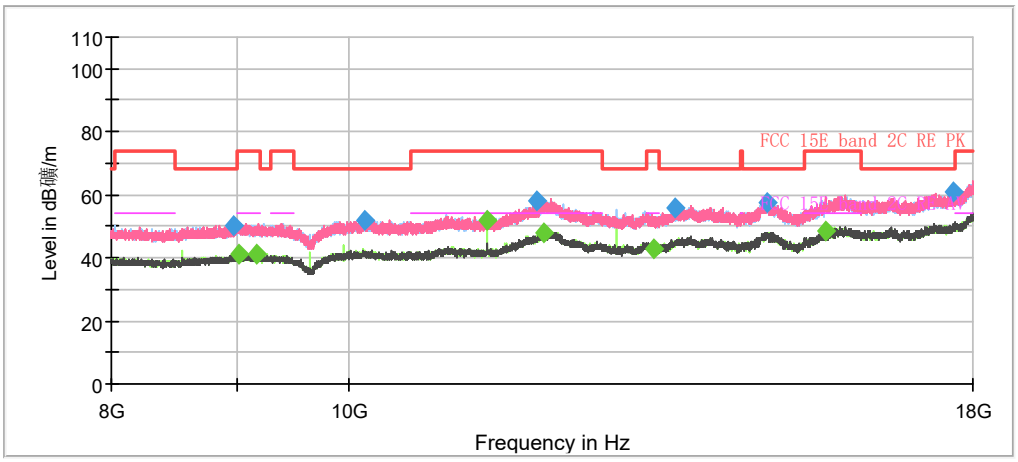

Radiates Emission from 8GHz to 18GHz

This report shall not be reproduced except in full, without the written approval of TA Technology (Shanghai) Co., Ltd.

Frequency (MHz)	Peak (dBuV/m)	Average (dBuV/m)	Limit (dBuV/m)	Margin (dB)	Meas. Time (ms)	Height (cm)	Polarization	Azimuth (deg)	Correct Factor (dB)
1289.333333	47.58	---	68.20	20.62	500.0	200.0	H	240.0	-9.6
1399.933333	---	37.54	54.00	16.46	500.0	200.0	H	61.0	-8.9
1575.866667	---	38.53	54.00	15.47	500.0	200.0	H	196.0	-7.9
1850.033333	53.69	---	68.20	14.51	500.0	100.0	H	0.0	-6.3
2643.600000	52.47	---	68.20	15.73	500.0	200.0	V	32.0	-4.0
2779.866667	---	42.35	54.00	11.65	500.0	100.0	V	262.0	-3.4
3516.033333	53.90	---	68.20	14.30	500.0	100.0	V	335.0	-1.2
3660.700000	---	45.34	54.00	8.66	500.0	200.0	V	55.0	-0.2
4995.366667	---	47.93	54.00	6.07	500.0	200.0	V	145.0	4.1
5214.933333	57.48	---	68.20	10.72	500.0	200.0	V	65.0	3.9
7201.066667	60.05	---	68.20	8.15	500.0	100.0	V	311.0	8.3
7337.566667	---	50.11	54.00	3.89	500.0	100.0	V	0.0	8.3
11400.000000	---	51.81	54.00	2.19	500.0	200.0	H	149.0	1.2

Remark: 1. Correction Factor = Antenna factor+ Insertion loss (cable loss + amplifier gain)

This report shall not be reproduced except in full, without the written approval of TA Technology (Shanghai) Co., Ltd.

802.11a CH144

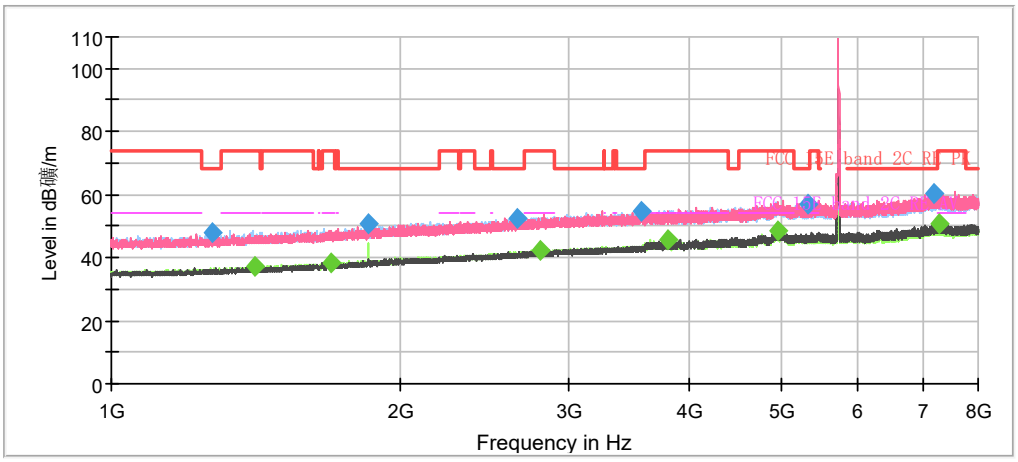

Note: The signal beyond the limit is carrier.

Radiates Emission from 1GHz to 8GHz

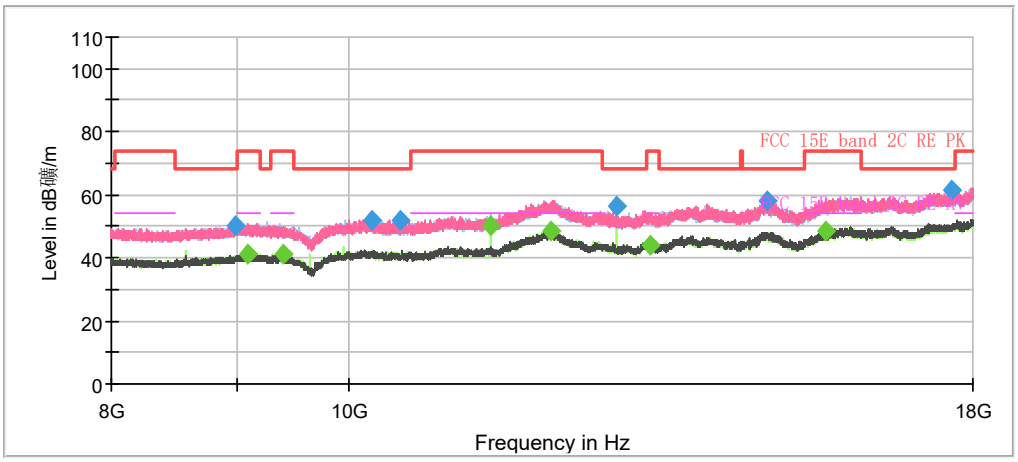

Radiates Emission from 8GHz to 18GHz

This report shall not be reproduced except in full, without the written approval of TA Technology (Shanghai) Co., Ltd.

Frequency (MHz)	Peak (dBuV/m)	Average (dBuV/m)	Limit (dBuV/m)	Margin (dB)	Meas. Time (ms)	Height (cm)	Polarization	Azimuth (deg)	Correct Factor (dB)
1274.166667	47.89	---	68.20	20.31	500.0	100.0	V	0.0	-9.7
1410.900000	---	37.15	54.00	16.85	500.0	100.0	V	32.0	-8.8
1693.700000	---	38.29	54.00	15.71	500.0	200.0	H	0.0	-7.2
1850.033333	50.54	---	68.20	17.66	500.0	200.0	H	349.0	-6.3
2644.300000	52.53	---	68.20	15.67	500.0	200.0	H	232.0	-4.0
2801.566667	---	42.53	54.00	11.47	500.0	100.0	H	285.0	-3.4
3572.500000	54.68	---	68.20	13.52	500.0	100.0	H	329.0	-1.1
3805.600000	---	45.80	54.00	8.20	500.0	200.0	V	321.0	0.0
4937.966667	---	48.25	54.00	5.75	500.0	200.0	V	214.0	4.0
5307.800000	57.04	---	68.20	11.16	500.0	200.0	V	0.0	3.9
7183.100000	60.15	---	68.20	8.05	500.0	200.0	V	344.0	8.3
7294.866667	---	50.76	54.00	3.24	500.0	200.0	V	275.0	8.3
11440.000000	---	50.25	54.00	3.75	500.0	200.0	H	153.0	1.2
12108.333333	---	48.75	54.00	5.25	500.0	100.0	H	287.0	6.3

Remark: 1. Correction Factor = Antenna factor+ Insertion loss (cable loss + amplifier gain)

This report shall not be reproduced except in full, without the written approval of TA Technology (Shanghai) Co., Ltd.

802.11a CH149

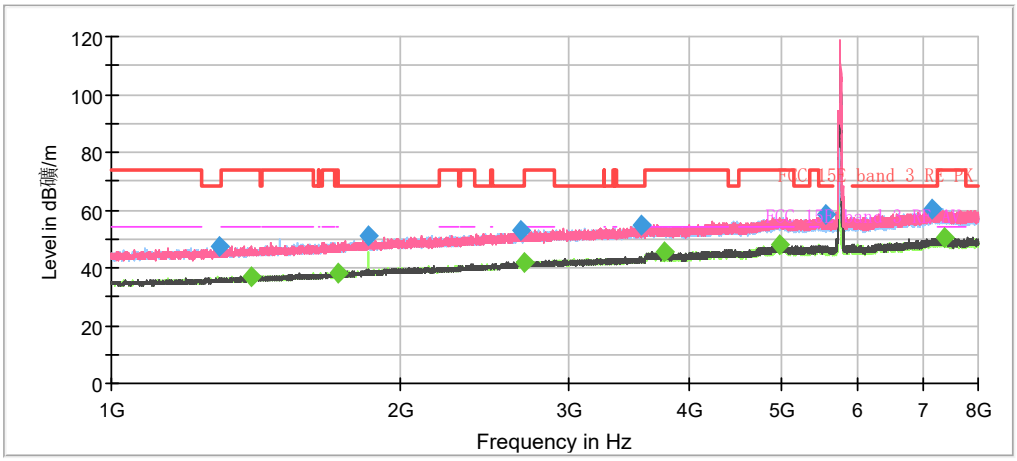

Note: The signal beyond the limit is carrier.
Radiates Emission from 1GHz to 8GHz

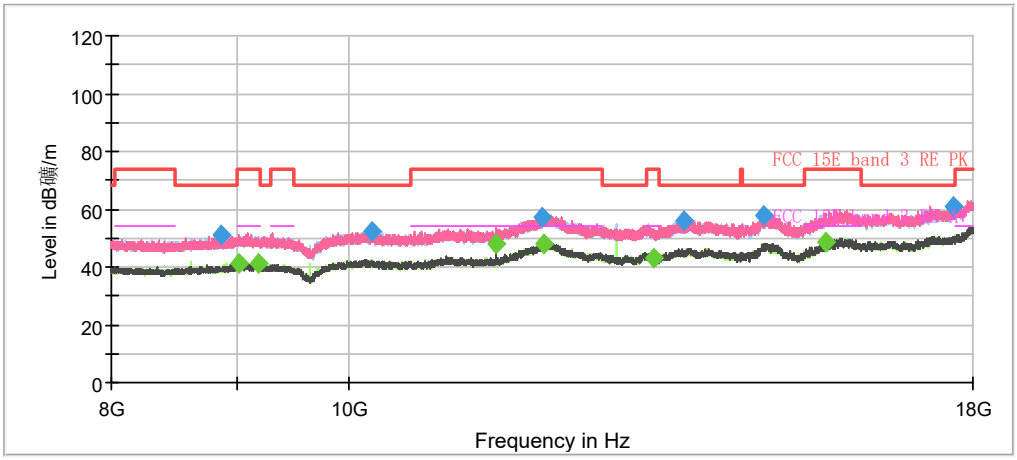

Radiates Emission from 8GHz to 18GHz

This report shall not be reproduced except in full, without the written approval of TA Technology (Shanghai) Co., Ltd.

Frequency (MHz)	Peak (dBuV/m)	Average (dBuV/m)	Limit (dBuV/m)	Margin (dB)	Meas. Time (ms)	Height (cm)	Polarization	Azimuth (deg)	Correct Factor (dB)
1294.233333	47.08	---	68.20	21.12	500.0	100.0	V	307.0	-9.6
1398.533333	---	37.09	54.00	16.91	500.0	200.0	H	259.0	-8.9
1720.766667	---	38.32	54.00	15.68	500.0	100.0	V	185.0	-7.0
1849.800000	51.23	---	68.20	16.97	500.0	200.0	H	355.0	-6.3
2668.566667	52.80	---	68.20	15.40	500.0	100.0	V	337.0	-3.8
2691.433333	---	42.04	54.00	11.96	500.0	100.0	V	0.0	-3.7
3565.966667	54.47	---	68.20	13.73	500.0	200.0	V	26.0	-1.1
3766.866667	---	45.42	54.00	8.58	500.0	200.0	H	287.0	-0.1
4962.933333	---	48.29	54.00	5.71	500.0	200.0	H	202.0	4.1
5555.833333	58.16	---	68.20	10.04	500.0	200.0	V	1.0	4.7
7153.933333	60.45	---	68.20	7.75	500.0	200.0	H	342.0	8.2
7377.933333	---	50.25	54.00	3.75	500.0	100.0	V	129.0	8.1
11490.000000	---	48.15	54.00	5.85	500.0	200.0	H	146.0	1.4
12023.000000	---	48.27	54.00	5.73	500.0	100.0	V	283.0	5.9
15671.666667	---	48.35	54.00	5.65	500.0	200.0	V	239.0	6.1

Remark: 1. Correction Factor = Antenna factor+ Insertion loss (cable loss + amplifier gain)

This report shall not be reproduced except in full, without the written approval of TA Technology (Shanghai) Co., Ltd.

802.11a CH157

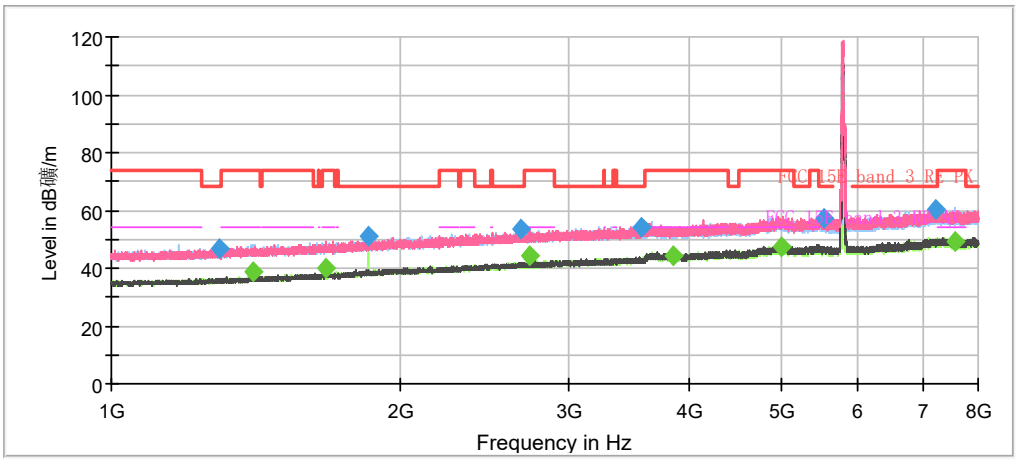

Note: The signal beyond the limit is carrier.

Radiates Emission from 1GHz to 8GHz

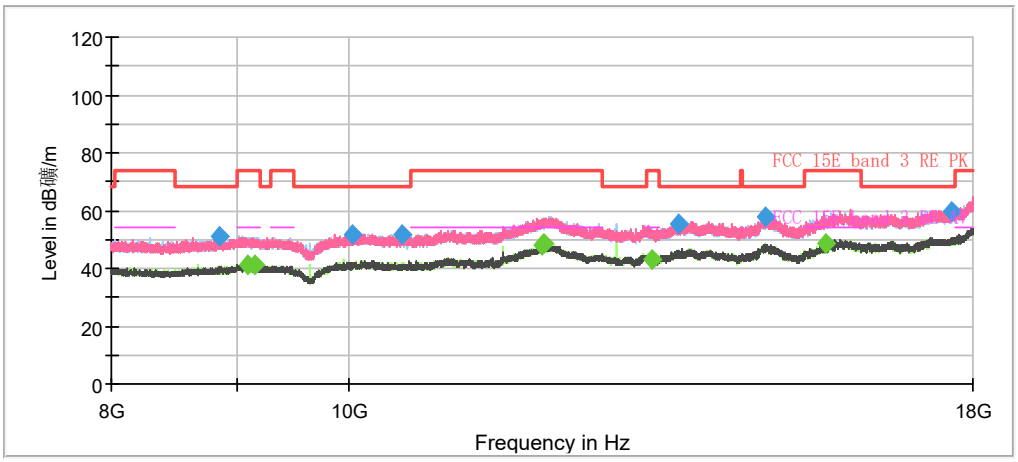

Radiates Emission from 8GHz to 18GHz

This report shall not be reproduced except in full, without the written approval of TA Technology (Shanghai) Co., Ltd.

Frequency (MHz)	Peak (dBuV/m)	Average (dBuV/m)	Limit (dBuV/m)	Margin (dB)	Meas. Time (ms)	Height (cm)	Polarization	Azimuth (deg)	Correct Factor (dB)
1298.900000	46.82	---	68.20	21.38	500.0	200.0	H	355.0	-9.6
1402.500000	---	38.54	54.00	15.46	500.0	200.0	V	106.0	-8.8
1674.566667	---	40.06	54.00	13.94	500.0	200.0	V	64.0	-7.3
1849.800000	51.29	---	68.20	16.91	500.0	100.0	H	0.0	-6.3
2666.000000	53.32	---	68.20	14.88	500.0	100.0	V	337.0	-3.8
2730.866667	---	44.40	54.00	9.60	500.0	200.0	V	123.0	-3.6
3564.800000	54.21	---	68.20	13.99	500.0	200.0	H	202.0	-1.1
3844.800000	---	44.14	54.00	9.86	500.0	200.0	H	217.0	0.0
4995.133333	---	47.17	54.00	6.83	500.0	200.0	H	259.0	4.1
5526.900000	57.50	---	68.20	10.70	500.0	200.0	V	204.0	4.6
7214.133333	60.17	---	68.20	8.03	500.0	200.0	V	37.0	8.3
7557.833333	---	49.10	54.00	4.90	500.0	200.0	H	355.0	7.8
12020.333333	---	48.35	54.00	5.65	500.0	100.0	V	322.0	5.9
15667.333333	---	48.38	54.00	5.62	500.0	100.0	V	157.0	6.0

Remark: 1. Correction Factor = Antenna factor+ Insertion loss (cable loss + amplifier gain)

This report shall not be reproduced except in full, without the written approval of TA Technology (Shanghai) Co., Ltd.

802.11a CH165

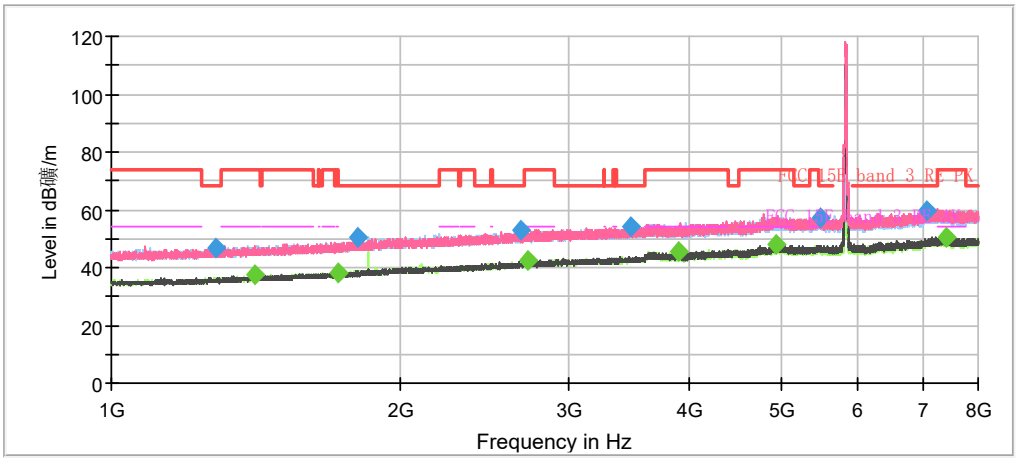

Note: The signal beyond the limit is carrier.

Radiates Emission from 1GHz to 8GHz

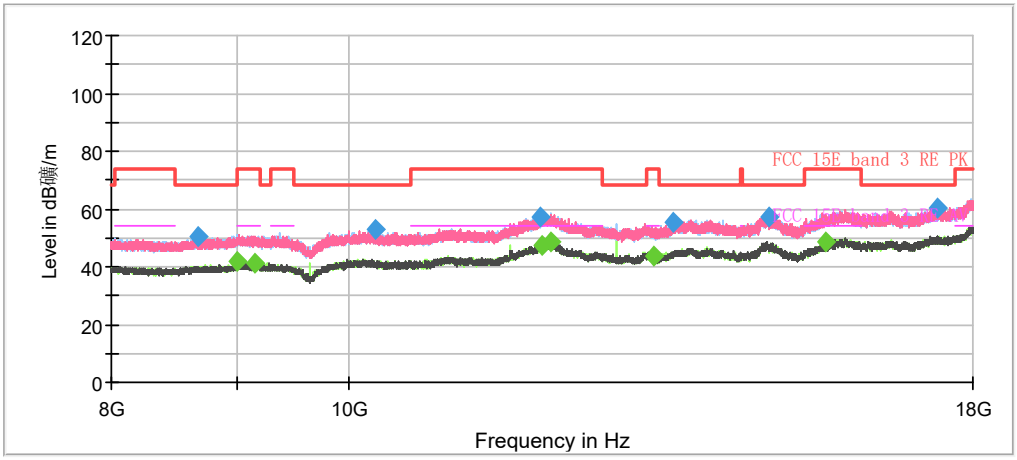

Radiates Emission from 8GHz to 18GHz

This report shall not be reproduced except in full, without the written approval of TA Technology (Shanghai) Co., Ltd.

Frequency (MHz)	Peak (dBuV/m)	Average (dBuV/m)	Limit (dBuV/m)	Margin (dB)	Meas. Time (ms)	Height (cm)	Polarization	Azimuth (deg)	Correct Factor (dB)
1285.133333	47.02	---	68.20	21.18	500.0	200.0	H	258.0	-9.7
1409.733333	---	37.49	54.00	16.51	500.0	200.0	H	341.0	-8.8
1720.300000	---	38.16	54.00	15.84	500.0	200.0	H	116.0	-7.0
1803.600000	50.34	---	68.20	17.86	500.0	200.0	V	25.0	-6.6
2669.033333	53.15	---	68.20	15.05	500.0	200.0	H	300.0	-3.8
2713.833333	---	42.28	54.00	11.72	500.0	200.0	H	341.0	-3.7
3479.866667	53.98	---	68.20	14.22	500.0	200.0	V	161.0	-1.4
3896.600000	---	45.35	54.00	8.65	500.0	200.0	V	25.0	0.1
4923.733333	---	47.76	54.00	6.24	500.0	100.0	V	230.0	3.9
5483.733333	57.46	---	68.20	10.74	500.0	100.0	V	283.0	4.6
7084.400000	59.91	---	68.20	8.29	500.0	100.0	V	133.0	7.9
7422.500000	---	50.57	54.00	3.43	500.0	200.0	H	300.0	7.9
12102.333333	---	48.39	54.00	5.61	500.0	100.0	H	165.0	6.3
15674.333333	---	48.55	54.00	5.45	500.0	100.0	H	336.0	6.1

Remark: 1. Correction Factor = Antenna factor+ Insertion loss (cable loss + amplifier gain)

This report shall not be reproduced except in full, without the written approval of TA Technology (Shanghai) Co., Ltd.

802.11n (HT20) CH36

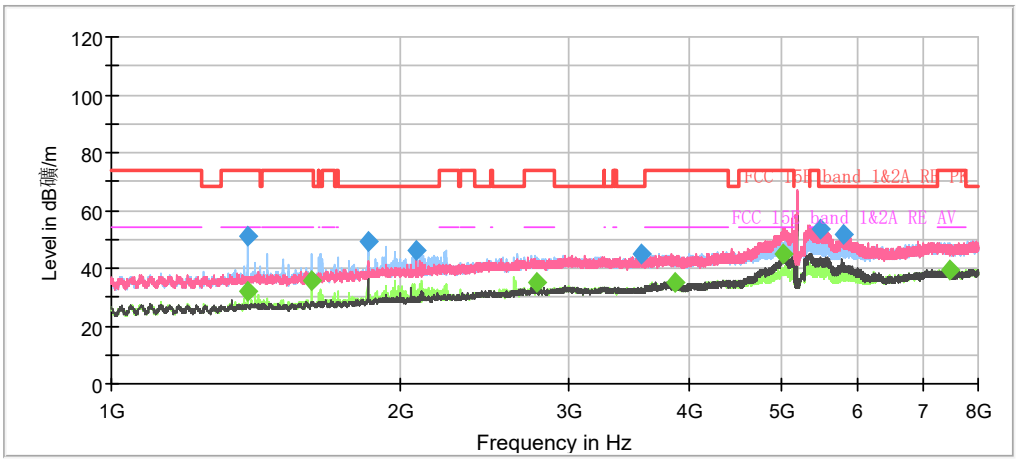

Note: The signal beyond the limit is carrier.

Radiates Emission from 1GHz to 8GHz

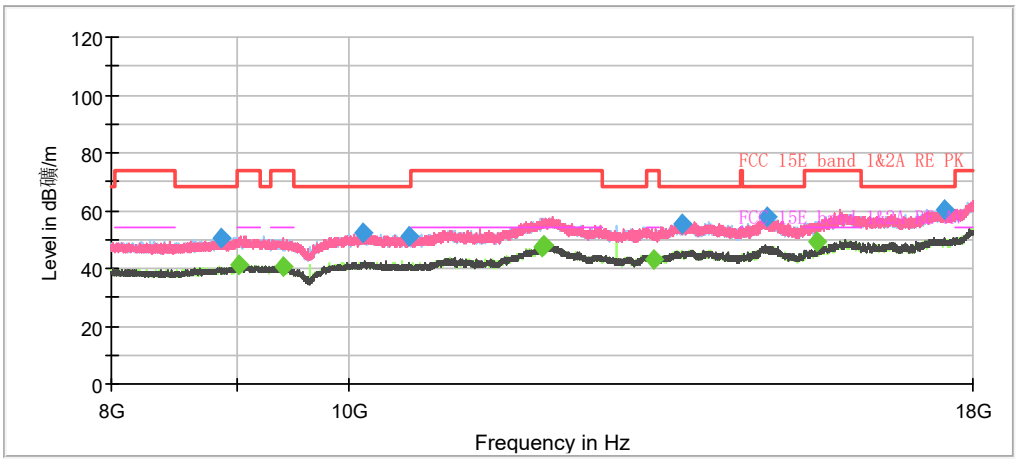

Radiates Emission from 8GHz to 18GHz

This report shall not be reproduced except in full, without the written approval of TA Technology (Shanghai) Co., Ltd.

Frequency (MHz)	Peak (dBuV/m)	Average (dBuV/m)	Limit (dBuV/m)	Margin (dB)	Meas. Time (ms)	Height (cm)	Polarization	Azimuth (deg)	Correct Factor (dB)
1387.566667	---	31.89	54.00	22.11	500.0	100.0	H	349.0	-19.0
1387.566667	51.13	---	74.00	22.87	500.0	100.0	H	349.0	-19.0
1617.166667	---	35.68	54.00	18.32	500.0	200.0	H	182.0	-17.7
1849.800000	49.12	---	68.20	19.08	500.0	100.0	H	11.0	-16.3
2077.533333	46.09	---	68.20	22.11	500.0	200.0	H	292.0	-15.4
2774.733333	---	34.81	54.00	19.19	500.0	200.0	H	336.0	-13.5
3561.533333	45.07	---	68.20	23.13	500.0	100.0	V	49.0	-11.1
3864.866667	---	35.19	54.00	18.81	500.0	100.0	V	252.0	-10.0
5007.500000	---	45.02	54.00	8.98	500.0	100.0	V	263.0	-5.9
5483.266667	53.66	---	68.20	14.54	500.0	200.0	V	266.0	-5.4
5798.500000	51.94	---	68.20	16.26	500.0	200.0	V	289.0	-5.0
7464.733333	---	39.30	54.00	14.70	500.0	200.0	H	238.0	-2.1
15540.333333	---	49.30	54.00	4.70	500.0	100.0	H	144.0	5.1

Remark: 1. Correction Factor = Antenna factor+ Insertion loss (cable loss + amplifier gain)

This report shall not be reproduced except in full, without the written approval of TA Technology (Shanghai) Co., Ltd.

802.11n (HT20) CH40

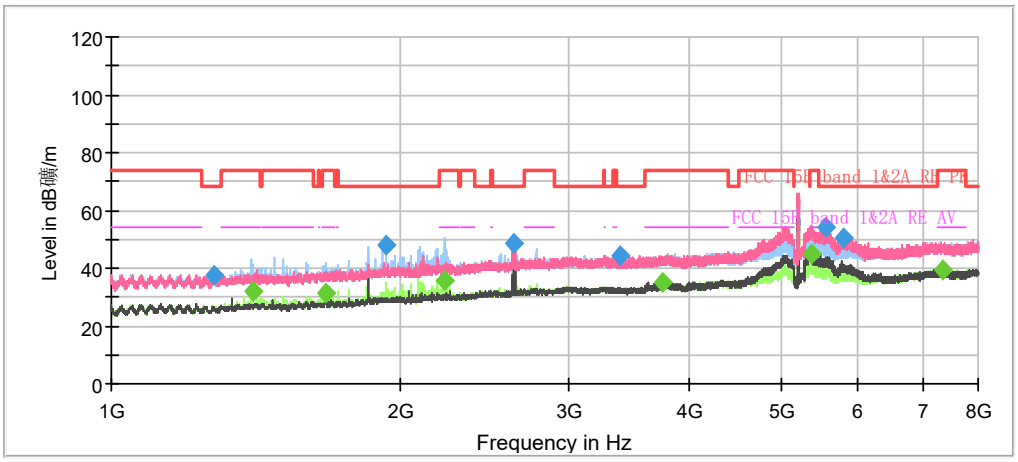

Note: The signal beyond the limit is carrier.

Radiates Emission from 1GHz to 8GHz

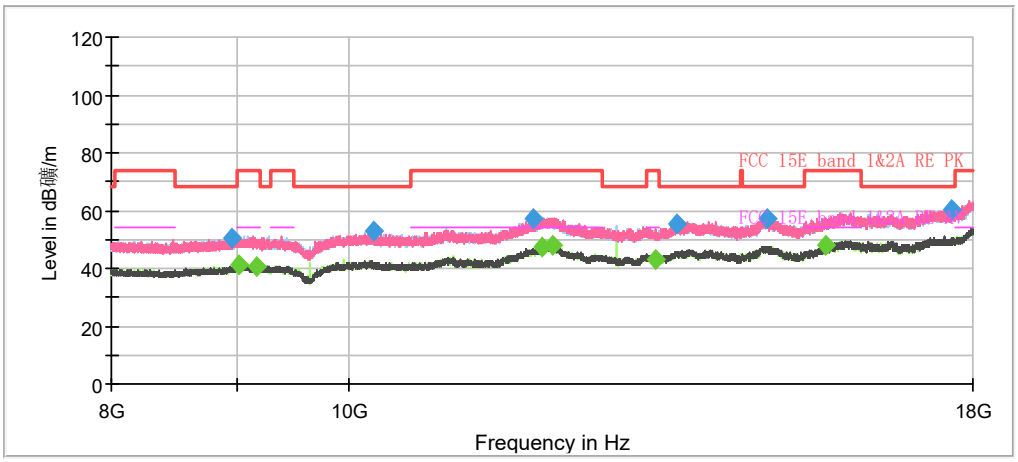

Radiates Emission from 8GHz to 18GHz

This report shall not be reproduced except in full, without the written approval of TA Technology (Shanghai) Co., Ltd.

Frequency (MHz)	Peak (dBuV/m)	Average (dBuV/m)	Limit (dBuV/m)	Margin (dB)	Meas. Time (ms)	Height (cm)	Polarization	Azimuth (deg)	Correct Factor (dB)
1280.000000	37.75	---	68.20	30.45	500.0	100.0	V	309.0	-19.7
1404.833333	---	31.79	54.00	22.21	500.0	100.0	H	0.0	-18.8
1675.733333	---	31.64	54.00	22.36	500.0	200.0	H	172.0	-17.3
1932.633333	48.22	---	68.20	19.98	500.0	200.0	H	294.0	-15.9
2226.866667	---	35.59	54.00	18.41	500.0	200.0	H	359.0	-15.0
2624.466667	48.86	---	68.20	19.34	500.0	200.0	V	128.0	-14.0
3383.966667	44.44	---	68.20	23.76	500.0	100.0	V	219.0	-11.6
3747.733333	---	34.95	54.00	19.05	500.0	200.0	H	206.0	-10.2
5367.533333	---	45.07	54.00	8.93	500.0	200.0	V	217.0	-5.8
5547.900000	53.96	---	68.20	14.24	500.0	200.0	V	240.0	-5.3
5791.033333	50.55	---	68.20	17.65	500.0	200.0	V	229.0	-5.0
7342.466667	---	39.61	54.00	14.39	500.0	100.0	V	0.0	-1.8
12120.333333	---	48.12	54.00	5.88	500.0	200.0	H	117.0	6.2
15675.333333	---	48.14	54.00	5.86	500.0	200.0	H	326.0	6.1

Remark: 1. Correction Factor = Antenna factor+ Insertion loss (cable loss + amplifier gain)

This report shall not be reproduced except in full, without the written approval of TA Technology (Shanghai) Co., Ltd.

802.11n (HT20) CH48

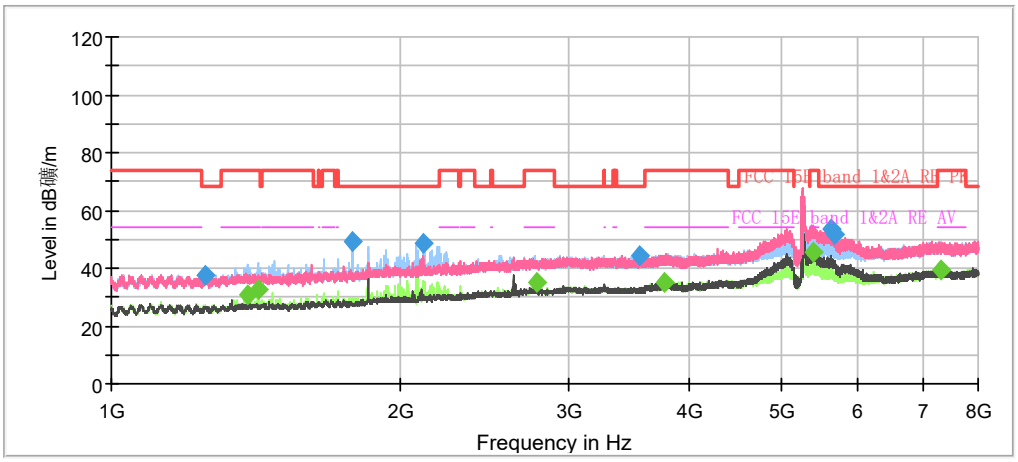

Note: The signal beyond the limit is carrier.

Radiates Emission from 1GHz to 8GHz

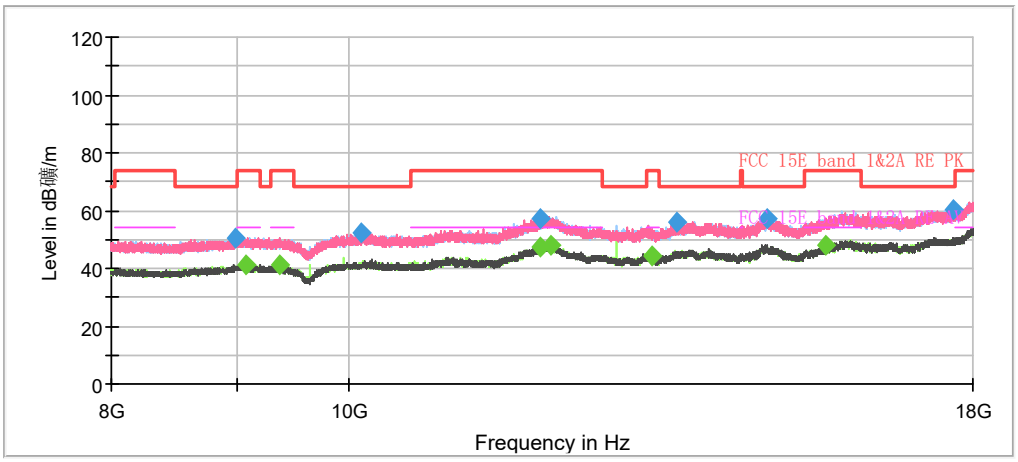

Radiates Emission from 8GHz to 18GHz

This report shall not be reproduced except in full, without the written approval of TA Technology (Shanghai) Co., Ltd.

Frequency (MHz)	Peak (dBuV/m)	Average (dBuV/m)	Limit (dBuV/m)	Margin (dB)	Meas. Time (ms)	Height (cm)	Polarization	Azimuth (deg)	Correct Factor (dB)
1254.566667	37.56	---	68.20	30.64	500.0	200.0	H	0.0	-19.8
1387.566667	---	30.99	54.00	23.01	500.0	200.0	H	354.0	-19.0
1420.700000	---	32.86	54.00	21.14	500.0	100.0	H	0.0	-18.8
1785.166667	49.04	---	68.20	19.16	500.0	100.0	H	337.0	-16.7
2114.400000	48.34	---	68.20	19.86	500.0	100.0	H	2.0	-15.3
2774.733333	---	35.00	54.00	19.00	500.0	100.0	H	301.0	-13.5
3558.266667	44.41	---	68.20	23.79	500.0	100.0	H	0.0	-11.2
3764.766667	---	35.31	54.00	18.69	500.0	100.0	H	66.0	-10.2
5389.700000	---	45.57	54.00	8.43	500.0	200.0	V	299.0	-5.7
5619.066667	53.38	---	68.20	14.82	500.0	200.0	V	288.0	-5.4
5658.500000	51.50	---	68.20	16.70	500.0	200.0	V	242.0	-5.3
7324.966667	---	39.19	54.00	14.81	500.0	200.0	V	185.0	-1.7
12105.000000	---	48.06	54.00	5.94	500.0	100.0	H	0.0	6.3

Remark: 1. Correction Factor = Antenna factor+ Insertion loss (cable loss + amplifier gain)

This report shall not be reproduced except in full, without the written approval of TA Technology (Shanghai) Co., Ltd.

802.11n (HT20) CH52

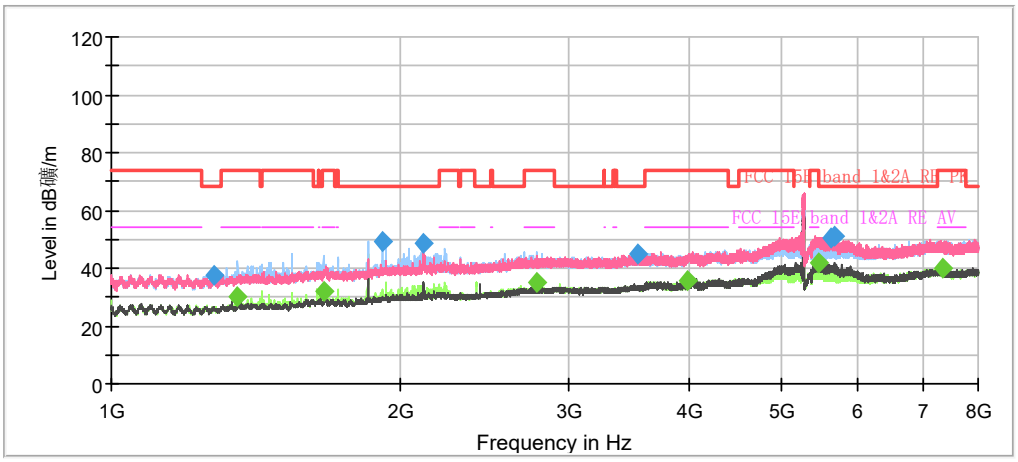

Note: The signal beyond the limit is carrier.

Radiates Emission from 1GHz to 8GHz

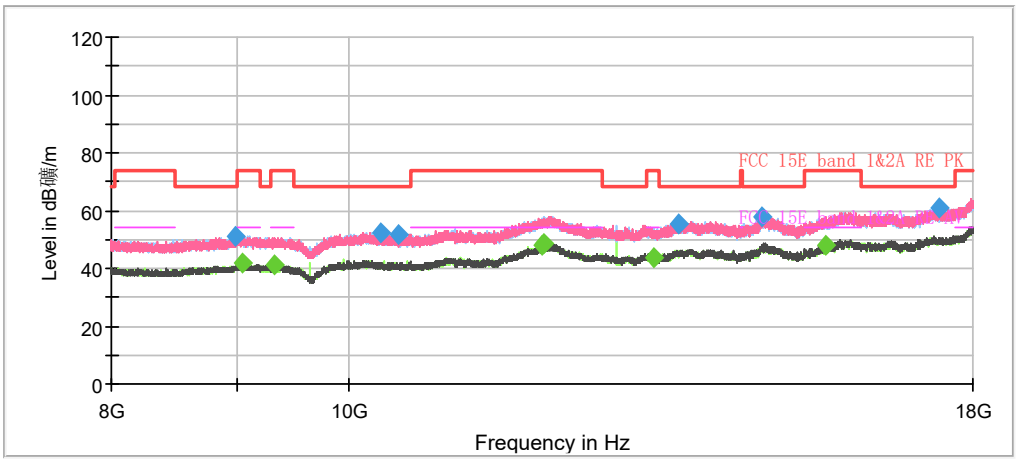

Radiates Emission from 8GHz to 18GHz

This report shall not be reproduced except in full, without the written approval of TA Technology (Shanghai) Co., Ltd.

Frequency (MHz)	Peak (dBuV/m)	Average (dBuV/m)	Limit (dBuV/m)	Margin (dB)	Meas. Time (ms)	Height (cm)	Polarization	Azimuth (deg)	Correct Factor (dB)
1277.433333	37.26	---	68.20	30.94	500.0	200.0	V	255.0	-19.7
1354.666667	---	30.43	54.00	23.57	500.0	100.0	H	337.0	-19.2
1662.433333	---	32.05	54.00	21.95	500.0	200.0	H	184.0	-17.4
1917.700000	49.53	---	68.20	18.67	500.0	100.0	H	301.0	-16.0
2113.933333	48.76	---	68.20	19.44	500.0	200.0	V	301.0	-15.3
2774.733333	---	35.31	54.00	18.69	500.0	200.0	H	0.0	-13.5
3540.066667	45.20	---	68.20	23.00	500.0	200.0	H	308.0	-11.2
3988.066667	---	35.47	54.00	18.53	500.0	100.0	H	68.0	-9.6
5456.900000	---	41.86	54.00	12.14	500.0	200.0	V	243.0	-5.3
5616.033333	50.55	---	68.20	17.65	500.0	200.0	V	243.0	-5.4
5680.433333	51.24	---	68.20	16.96	500.0	200.0	V	232.0	-5.3
7356.233333	---	39.99	54.00	14.01	500.0	100.0	V	206.0	-1.8
11994.666667	---	48.05	54.00	5.95	500.0	100.0	H	166.0	5.8
12028.333333	---	48.35	54.00	5.65	500.0	200.0	H	266.0	5.9
15676.000000	---	48.11	54.00	5.89	500.0	100.0	V	329.0	6.1

Remark: 1. Correction Factor = Antenna factor+ Insertion loss (cable loss + amplifier gain)

This report shall not be reproduced except in full, without the written approval of TA Technology (Shanghai) Co., Ltd.

802.11n (HT20) CH60

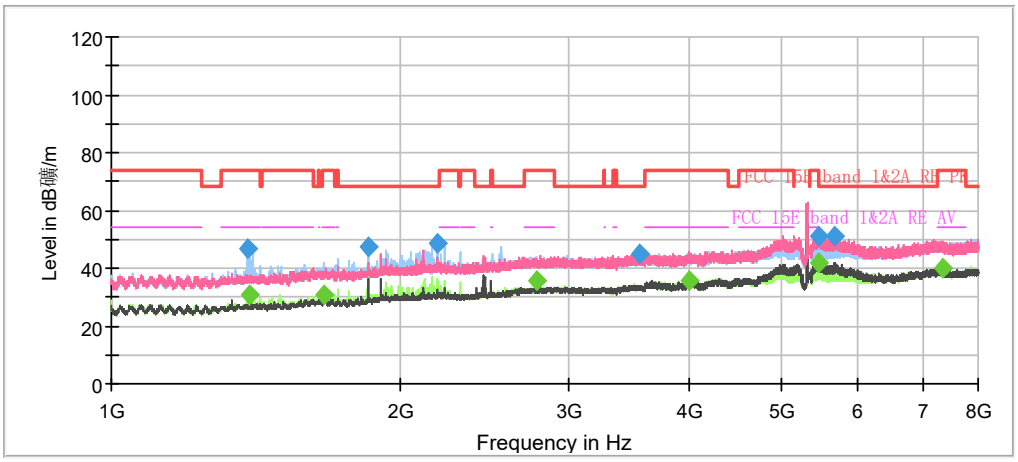

Note: The signal beyond the limit is carrier.

Radiates Emission from 1GHz to 8GHz

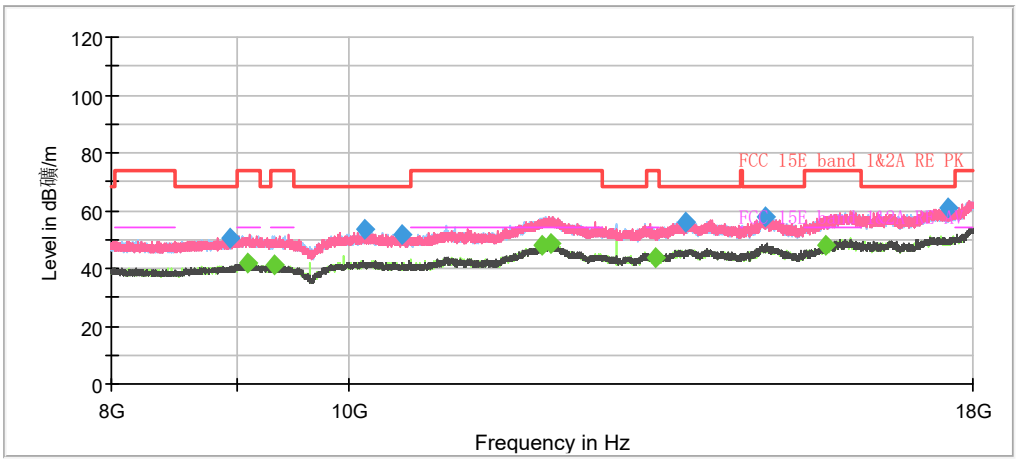

Radiates Emission from 8GHz to 18GHz

This report shall not be reproduced except in full, without the written approval of TA Technology (Shanghai) Co., Ltd.

Frequency (MHz)	Peak (dBuV/m)	Average (dBuV/m)	Limit (dBuV/m)	Margin (dB)	Meas. Time (ms)	Height (cm)	Polarization	Azimuth (deg)	Correct Factor (dB)
1388.266667	46.89	---	74.00	27.11	500.0	200.0	H	150.0	-19.0
1392.466667	---	30.99	54.00	23.01	500.0	100.0	H	10.0	-18.9
1662.433333	---	30.69	54.00	23.31	500.0	200.0	H	150.0	-17.4
1849.566667	47.64	---	68.20	20.56	500.0	200.0	H	338.0	-16.3
2186.733333	48.46	---	68.20	19.74	500.0	100.0	H	278.0	-15.2
2774.966667	---	35.73	54.00	18.27	500.0	100.0	H	21.0	-13.5
3555.933333	44.75	---	68.20	23.45	500.0	100.0	V	187.0	-11.2
3992.266667	---	35.59	54.00	18.41	500.0	100.0	H	0.0	-9.6
5452.933333	---	41.92	54.00	12.08	500.0	200.0	V	301.0	-5.4
5464.833333	50.98	---	68.20	17.22	500.0	200.0	V	221.0	-5.3
5663.866667	50.88	---	68.20	17.32	500.0	200.0	V	289.0	-5.3
7346.200000	---	39.73	54.00	14.27	500.0	200.0	H	283.0	-1.8
12105.666667	---	48.53	54.00	5.47	500.0	200.0	V	155.0	6.3
15669.666667	---	48.24	54.00	5.76	500.0	100.0	H	15.0	6.0

Remark: 1. Correction Factor = Antenna factor+ Insertion loss (cable loss + amplifier gain)

This report shall not be reproduced except in full, without the written approval of TA Technology (Shanghai) Co., Ltd.

802.11n (HT20) CH64

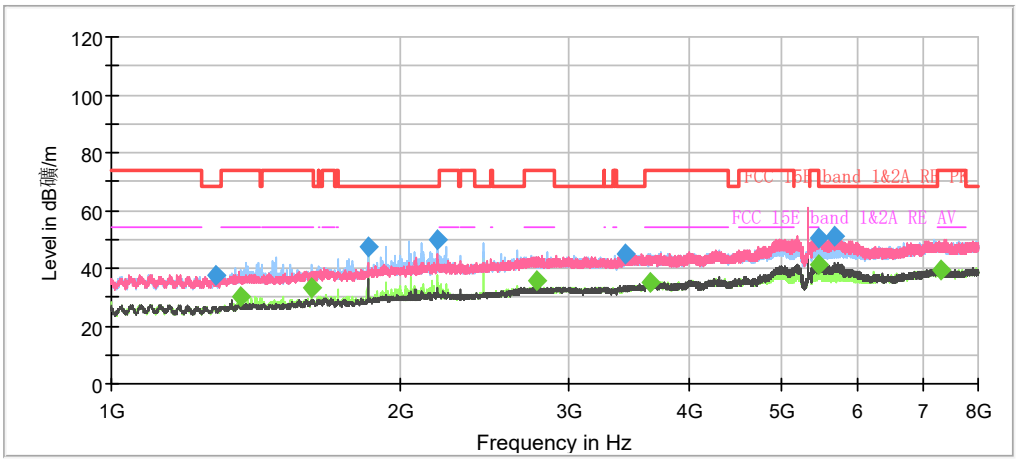

Note: The signal beyond the limit is carrier.

Radiates Emission from 1GHz to 8GHz

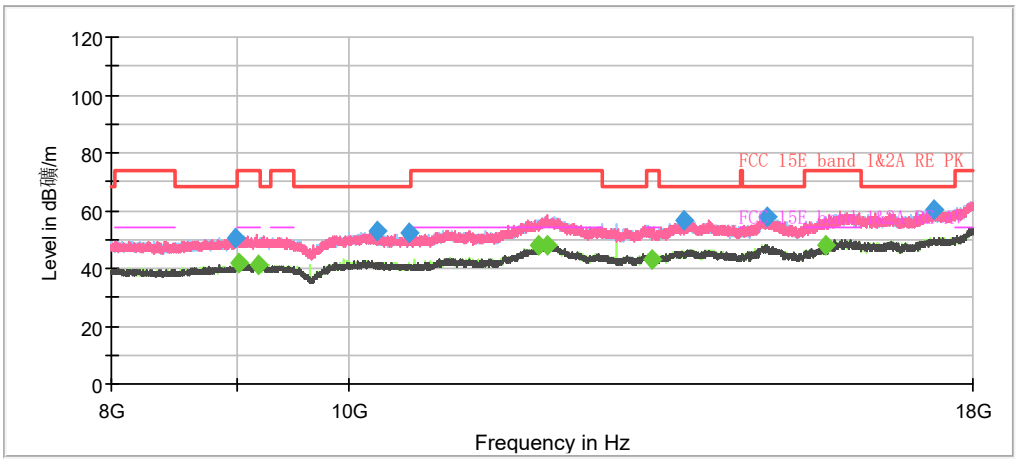

Radiates Emission from 8GHz to 18GHz

This report shall not be reproduced except in full, without the written approval of TA Technology (Shanghai) Co., Ltd.

Frequency (MHz)	Peak (dBuV/m)	Average (dBuV/m)	Limit (dBuV/m)	Margin (dB)	Meas. Time (ms)	Height (cm)	Polarization	Azimuth (deg)	Correct Factor (dB)
1284.200000	37.80	---	68.20	30.40	500.0	100.0	H	325.0	-19.7
1361.200000	---	30.12	54.00	23.88	500.0	100.0	H	1.0	-19.1
1616.233333	---	33.20	54.00	20.80	500.0	100.0	H	278.0	-17.7
1849.800000	47.61	---	68.20	20.59	500.0	200.0	H	351.0	-16.3
2187.900000	49.69	---	68.20	18.51	500.0	100.0	H	0.0	-15.2
2774.966667	---	35.53	54.00	18.47	500.0	200.0	H	340.0	-13.5
3436.700000	45.08	---	68.20	23.12	500.0	100.0	H	200.0	-11.4
3639.000000	---	35.35	54.00	18.65	500.0	200.0	H	24.0	-10.4
5459.233333	---	41.10	54.00	12.90	500.0	200.0	V	267.0	-5.3
5464.133333	50.45	---	68.20	17.75	500.0	200.0	V	232.0	-5.3
5667.833333	50.91	---	68.20	17.29	500.0	200.0	V	210.0	-5.3
7329.166667	---	39.65	54.00	14.35	500.0	100.0	H	349.0	-1.7
12053.666667	---	48.19	54.00	5.81	500.0	200.0	V	219.0	6.0
15675.333333	---	48.29	54.00	5.71	500.0	100.0	V	96.0	6.1

Remark: 1. Correction Factor = Antenna factor+ Insertion loss (cable loss + amplifier gain)

This report shall not be reproduced except in full, without the written approval of TA Technology (Shanghai) Co., Ltd.

802.11n (HT20) CH100

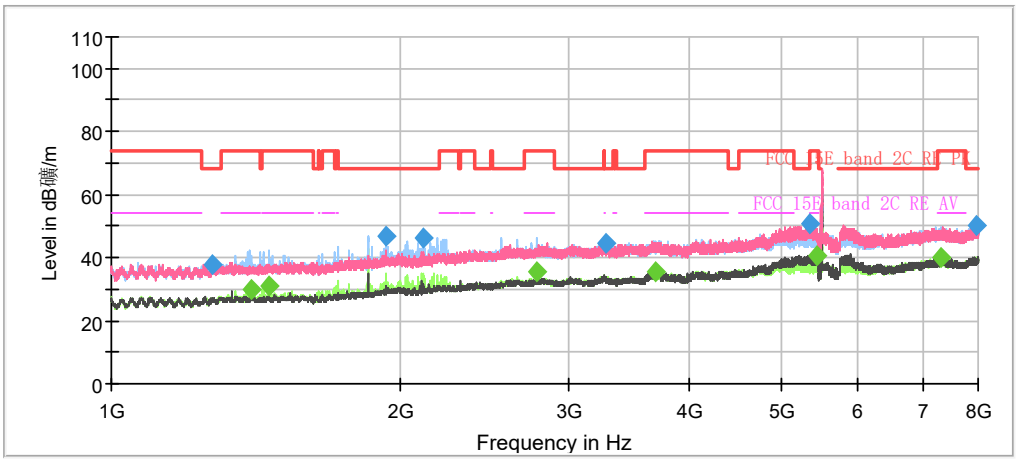

Note: The signal beyond the limit is carrier.

Radiates Emission from 1GHz to 8GHz

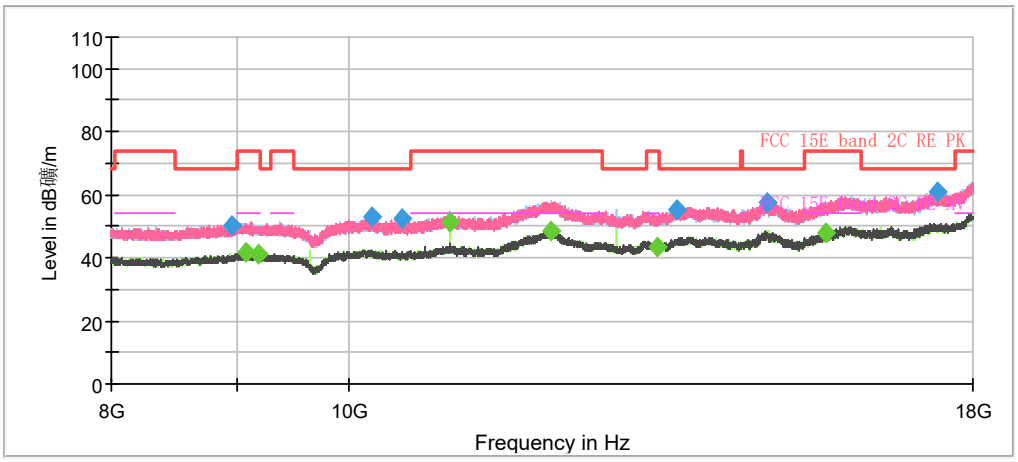

Radiates Emission from 8GHz to 18GHz

This report shall not be reproduced except in full, without the written approval of TA Technology (Shanghai) Co., Ltd.

Frequency (MHz)	Peak (dBuV/m)	Average (dBuV/m)	Limit (dBuV/m)	Margin (dB)	Meas. Time (ms)	Height (cm)	Polarization	Azimuth (deg)	Correct Factor (dB)
1276.733333	37.79	---	68.20	30.41	500.0	200.0	H	110.0	-19.7
1397.366667	---	29.74	54.00	24.26	500.0	100.0	H	0.0	-18.9
1462.466667	---	31.07	54.00	22.93	500.0	100.0	H	342.0	-18.5
1934.033333	47.08	---	68.20	21.12	500.0	100.0	H	37.0	-15.9
2116.500000	46.17	---	68.20	22.03	500.0	200.0	H	10.0	-15.3
2774.733333	---	35.42	54.00	18.58	500.0	100.0	H	309.0	-13.5
3269.866667	44.42	---	68.20	23.78	500.0	100.0	V	347.0	-11.9
3693.833333	---	35.50	54.00	18.50	500.0	200.0	H	132.0	-10.2
5340.466667	50.76	---	68.20	17.44	500.0	200.0	V	286.0	-6.0
5430.766667	---	40.80	54.00	13.20	500.0	200.0	V	241.0	-5.5
7320.066667	---	39.84	54.00	14.16	500.0	200.0	H	10.0	-1.7
7976.900000	50.44	---	68.20	17.76	500.0	200.0	V	1.0	-2.2
11000.000000	---	51.41	54.00	2.59	500.0	200.0	H	155.0	0.5
12106.333333	---	48.58	54.00	5.42	500.0	200.0	H	0.0	6.3
15664.000000	---	48.09	54.00	5.91	500.0	100.0	V	69.0	6.0

Remark: 1. Correction Factor = Antenna factor+ Insertion loss (cable loss + amplifier gain)

This report shall not be reproduced except in full, without the written approval of TA Technology (Shanghai) Co., Ltd.

802.11n (HT20) CH116

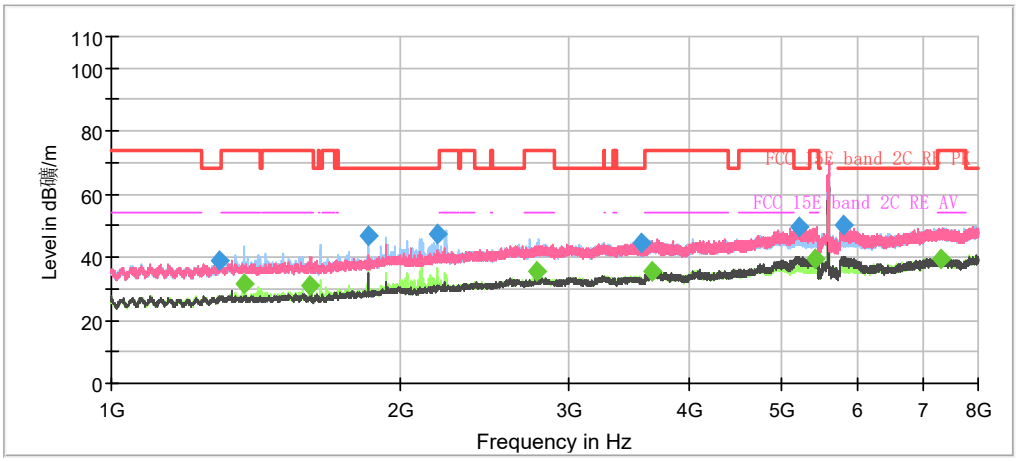

Note: The signal beyond the limit is carrier.

Radiates Emission from 1GHz to 8GHz

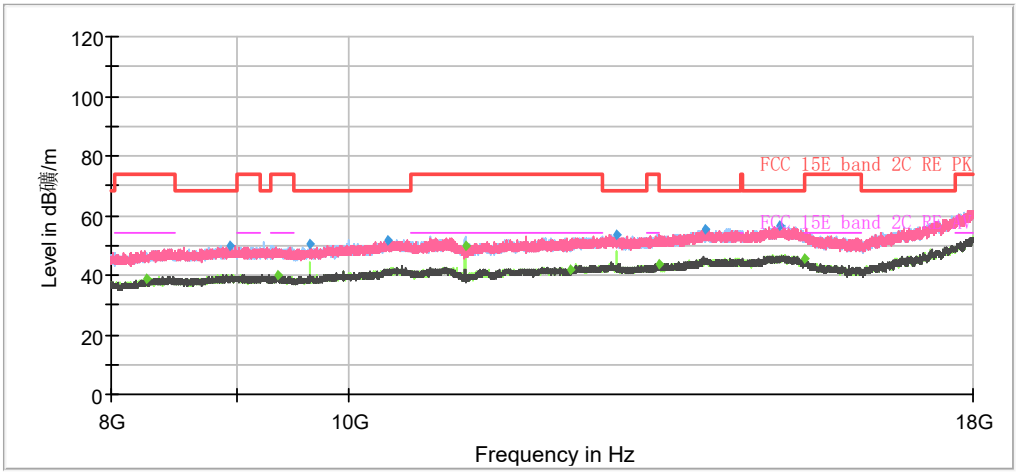

Radiates Emission from 8GHz to 18GHz

This report shall not be reproduced except in full, without the written approval of TA Technology (Shanghai) Co., Ltd.

Frequency (MHz)	Peak (dBuV/m)	Average (dBuV/m)	Limit (dBuV/m)	Margin (dB)	Meas. Time (ms)	Height (cm)	Polarization	Azimuth (deg)	Correct Factor (dB)
1293.766667	38.67	---	68.20	29.53	500.0	200.0	H	211.0	-19.6
1374.966667	---	31.45	54.00	22.55	500.0	200.0	H	337.0	-19.1
1612.966667	---	31.23	54.00	22.77	500.0	200.0	V	341.0	-17.7
1850.266667	47.03	---	68.20	21.17	500.0	100.0	H	350.0	-16.3
2186.966667	47.65	---	68.20	20.55	500.0	200.0	H	290.0	-15.2
2774.966667	---	35.46	54.00	18.54	500.0	100.0	H	317.0	-13.5
3563.866667	44.54	---	68.20	23.66	500.0	200.0	H	45.0	-11.1
3657.433333	---	35.80	54.00	18.20	500.0	200.0	H	222.0	-10.2
5202.100000	49.69	---	68.20	18.51	500.0	200.0	V	241.0	-6.1
5412.566667	---	39.76	54.00	14.24	500.0	200.0	V	286.0	-5.6
5780.300000	50.40	---	68.20	17.80	500.0	200.0	V	253.0	-5.0
7328.000000	---	39.69	54.00	14.31	500.0	100.0	H	339.0	-1.7
11160.000000	---	49.66	54.00	4.34	500.0	200.0	H	154.0	1

Remark: 1. Correction Factor = Antenna factor+ Insertion loss (cable loss + amplifier gain)

This report shall not be reproduced except in full, without the written approval of TA Technology (Shanghai) Co., Ltd.

802.11n (HT20) CH140

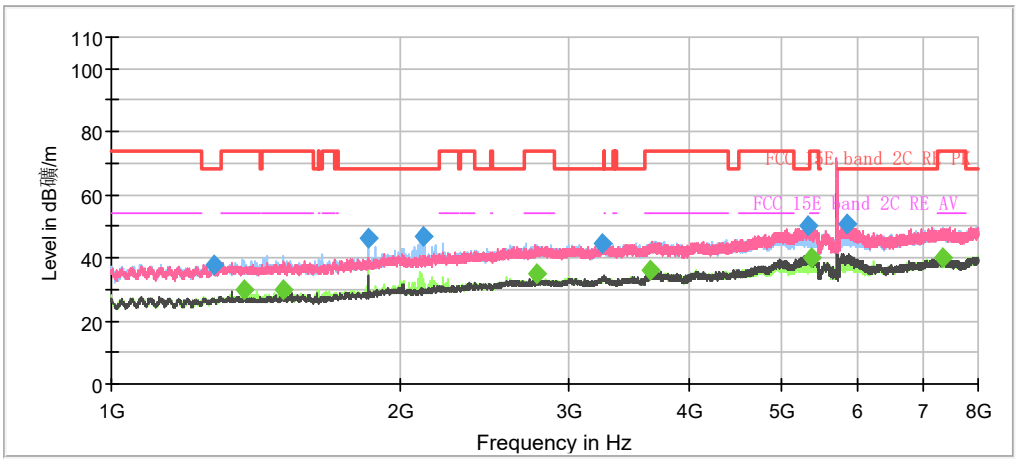

Note: The signal beyond the limit is carrier.

Radiates Emission from 1GHz to 8GHz

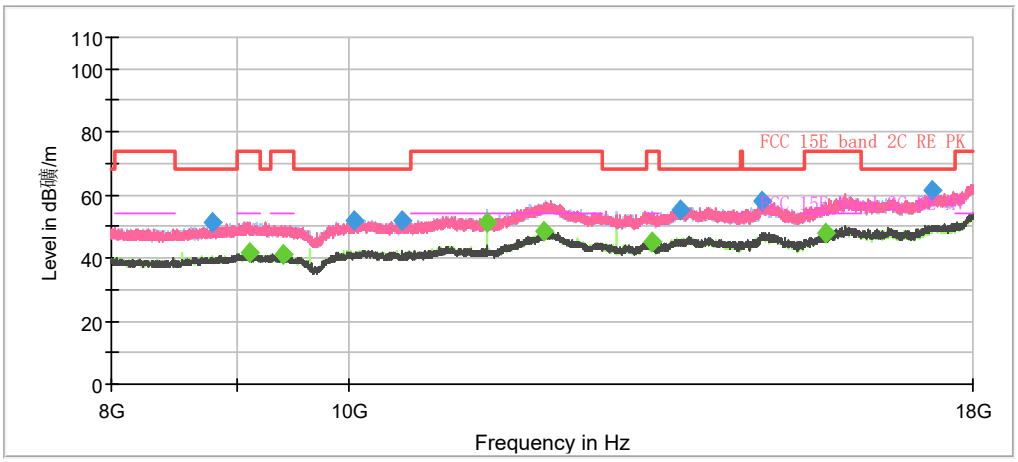

Radiates Emission from 8GHz to 18GHz

This report shall not be reproduced except in full, without the written approval of TA Technology (Shanghai) Co., Ltd.

Frequency (MHz)	Peak (dBuV/m)	Average (dBuV/m)	Limit (dBuV/m)	Margin (dB)	Meas. Time (ms)	Height (cm)	Polarization	Azimuth (deg)	Correct Factor (dB)
1277.900000	37.99	---	68.20	30.21	500.0	100.0	H	295.0	-19.7
1375.900000	---	29.81	54.00	24.19	500.0	200.0	H	336.0	-19.1
1510.766667	---	29.86	54.00	24.15	500.0	100.0	H	0.0	-18.3
1850.033333	46.07	---	68.20	22.13	500.0	200.0	H	0.0	-16.3
2116.966667	46.98	---	68.20	21.22	500.0	100.0	H	0.0	-15.3
2774.966667	---	35.11	54.00	18.89	500.0	200.0	H	276.0	-13.5
3251.900000	44.29	---	68.20	23.91	500.0	100.0	H	37.0	-11.9
3649.033333	---	35.91	54.00	18.09	500.0	200.0	V	219.0	-10.3
5322.733333	50.10	---	68.20	18.10	500.0	200.0	V	219.0	-6.1
5364.266667	---	40.12	54.00	13.88	500.0	200.0	V	289.0	-5.8
5851.000000	50.76	---	68.20	17.44	500.0	200.0	V	278.0	-5.0
7350.866667	---	39.80	54.00	14.20	500.0	100.0	V	108.0	-1.8
11400.000000	---	51.36	54.00	2.64	500.0	200.0	H	156.0	1.2
12013.000000	---	48.64	54.00	5.36	500.0	200.0	V	312.0	5.9

Remark: 1. Correction Factor = Antenna factor+ Insertion loss (cable loss + amplifier gain)

This report shall not be reproduced except in full, without the written approval of TA Technology (Shanghai) Co., Ltd.

802.11n (HT20) CH144

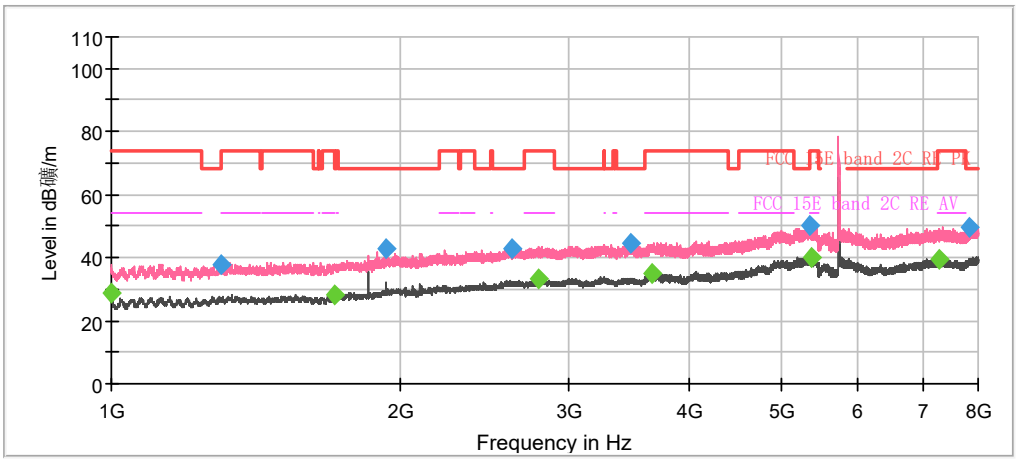

Note: The signal beyond the limit is carrier.

Radiates Emission from 1GHz to 8GHz

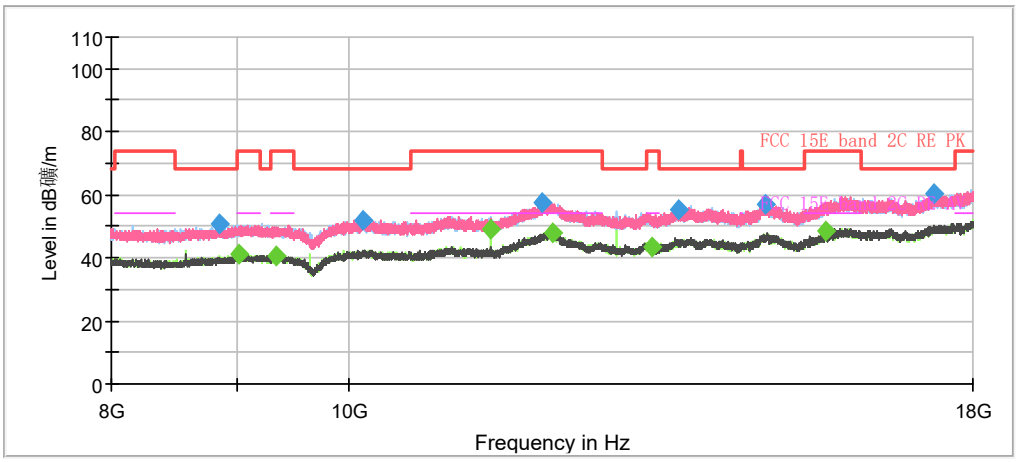

Radiates Emission from 8GHz to 18GHz

This report shall not be reproduced except in full, without the written approval of TA Technology (Shanghai) Co., Ltd.

Frequency (MHz)	Peak (dBuV/m)	Average (dBuV/m)	Limit (dBuV/m)	Margin (dB)	Meas. Time (ms)	Height (cm)	Polarization	Azimuth (deg)	Correct Factor (dB)
1000.000000	---	28.62	54.00	25.38	500.0	200.0	V	308.0	-20.7
1299.366667	37.71	---	68.20	30.49	500.0	100.0	V	324.0	-19.6
1708.866667	---	28.46	54.00	25.54	500.0	200.0	V	0.0	-17.1
1932.400000	42.80	---	68.20	25.40	500.0	200.0	V	141.0	-15.9
2618.633333	42.79	---	68.20	25.41	500.0	200.0	V	342.0	-14.0
2784.300000	---	33.01	54.00	20.99	500.0	100.0	V	188.0	-13.4
3478.000000	44.82	---	68.20	23.38	500.0	100.0	V	44.0	-11.4
3656.500000	---	35.16	54.00	18.84	500.0	200.0	V	73.0	-10.2
5335.800000	50.06	---	68.20	18.14	500.0	200.0	V	230.0	-6.0
5354.000000	---	40.31	54.00	13.69	500.0	200.0	V	208.0	-5.9
7300.000000	---	39.40	54.00	14.60	500.0	100.0	V	188.0	-1.7
7844.133333	49.70	---	68.20	18.50	500.0	100.0	V	22.0	-2.0
11440.000000	---	49.06	54.00	4.94	500.0	200.0	H	145.0	1.2
12121.000000	---	48.10	54.00	5.90	500.0	200.0	H	86.0	6.2
15669.666667	---	48.39	54.00	5.61	500.0	200.0	V	316.0	6.0

Remark: 1. Correction Factor = Antenna factor+ Insertion loss (cable loss + amplifier gain)

This report shall not be reproduced except in full, without the written approval of TA Technology (Shanghai) Co., Ltd.

802.11n (HT20) CH149

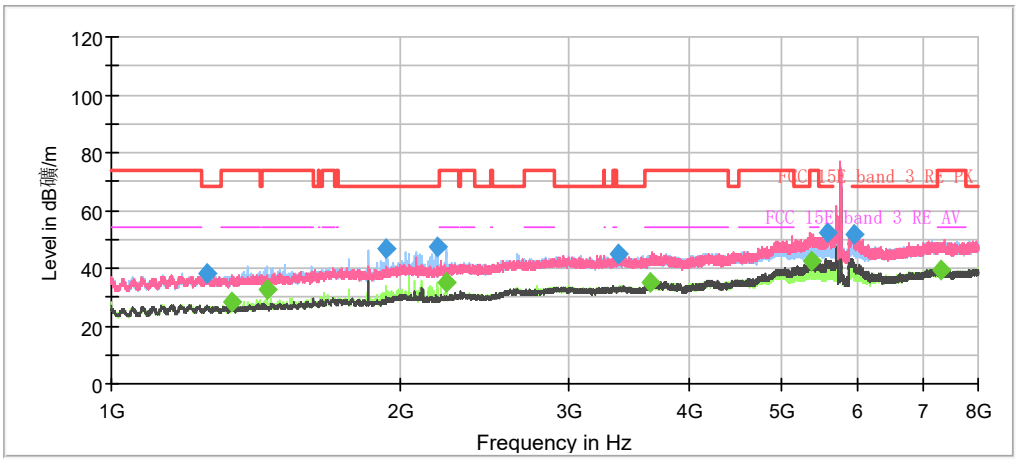

Note: The signal beyond the limit is carrier.

Radiates Emission from 1GHz to 8GHz

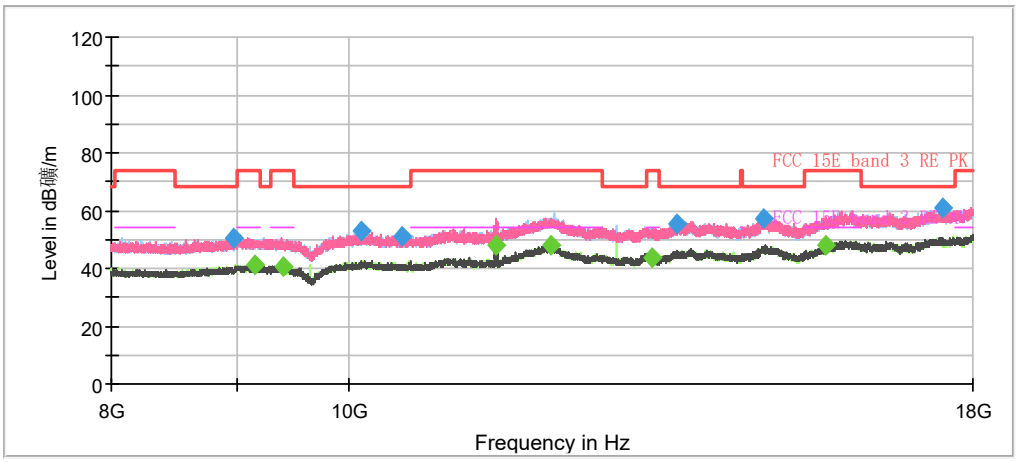

Radiates Emission from 8GHz to 18GHz

This report shall not be reproduced except in full, without the written approval of TA Technology (Shanghai) Co., Ltd.

Frequency (MHz)	Peak (dBuV/m)	Average (dBuV/m)	Limit (dBuV/m)	Margin (dB)	Meas. Time (ms)	Height (cm)	Polarization	Azimuth (deg)	Correct Factor (dB)
1260.166667	37.88	---	68.20	30.32	500.0	200.0	V	288.0	-19.8
1332.966667	---	28.61	54.00	25.39	500.0	100.0	H	251.0	-19.3
1451.966667	---	32.38	54.00	21.62	500.0	100.0	H	317.0	-18.6
1932.166667	46.83	---	68.20	21.37	500.0	200.0	H	334.0	-15.9
2186.966667	47.18	---	68.20	21.02	500.0	100.0	H	357.0	-15.2
2229.666667	---	34.90	54.00	19.10	500.0	100.0	H	0.0	-15.0
3374.866667	44.79	---	68.20	23.41	500.0	200.0	H	166.0	-11.6
3649.733333	---	35.26	54.00	18.74	500.0	100.0	V	87.0	-10.3
5360.300000	---	42.66	54.00	11.34	500.0	200.0	V	221.0	-5.8
5580.100000	52.41	---	68.20	15.79	500.0	200.0	V	261.0	-5.3
5932.666667	51.83	---	68.20	16.37	500.0	200.0	V	248.0	-5.0
7301.633333	---	39.47	54.00	14.53	500.0	200.0	V	275.0	-1.7
11488.666667	---	48.05	54.00	5.95	500.0	200.0	V	257.0	1.3

Remark: 1. Correction Factor = Antenna factor+ Insertion loss (cable loss + amplifier gain)

This report shall not be reproduced except in full, without the written approval of TA Technology (Shanghai) Co., Ltd.

802.11n (HT20) CH157

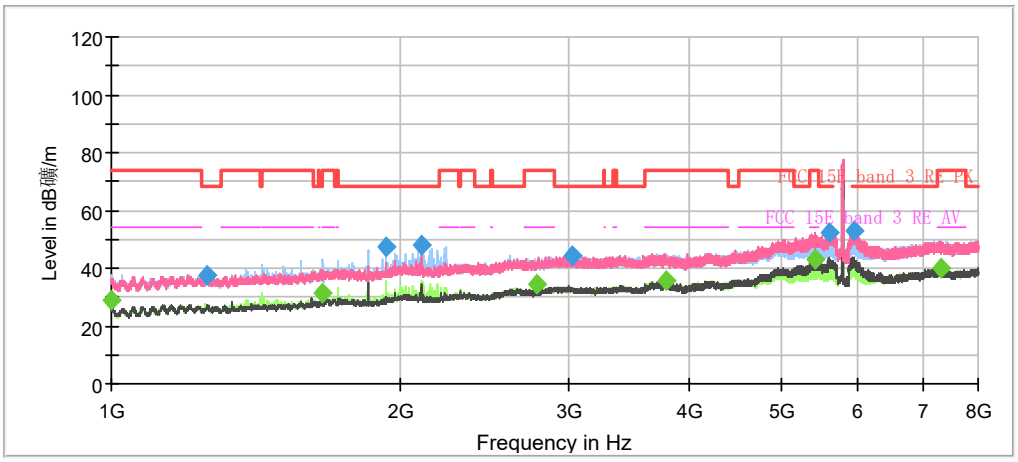

Note: The signal beyond the limit is carrier.

Radiates Emission from 1GHz to 8GHz

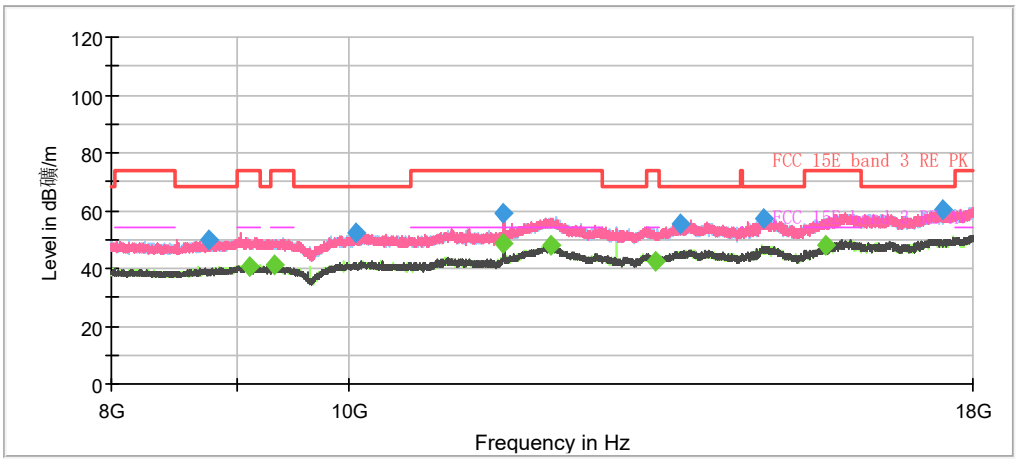

Radiates Emission from 8GHz to 18GHz

This report shall not be reproduced except in full, without the written approval of TA Technology (Shanghai) Co., Ltd.

Frequency (MHz)	Peak (dBuV/m)	Average (dBuV/m)	Limit (dBuV/m)	Margin (dB)	Meas. Time (ms)	Height (cm)	Polarization	Azimuth (deg)	Correct Factor (dB)
1000.000000	---	28.98	54.00	25.02	500.0	100.0	H	291.0	-20.7
1257.600000	37.39	---	68.20	30.81	500.0	200.0	V	275.0	-19.8
1662.200000	---	31.30	54.00	22.70	500.0	200.0	H	165.0	-17.4
1934.733333	47.41	---	68.20	20.79	500.0	200.0	H	333.0	-15.9
2107.866667	47.73	---	68.20	20.47	500.0	200.0	V	288.0	-15.3
2774.966667	---	34.59	54.00	19.41	500.0	100.0	H	331.0	-13.5
3022.766667	44.46	---	68.20	23.74	500.0	100.0	H	291.0	-12.6
3781.100000	---	35.54	54.00	18.46	500.0	200.0	H	111.0	-10.1
5404.166667	---	42.87	54.00	11.13	500.0	200.0	V	234.0	-5.7
5597.133333	52.25	---	68.20	15.95	500.0	200.0	V	234.0	-5.4
5942.000000	52.99	---	68.20	15.21	500.0	200.0	V	275.0	-5.0
7328.000000	---	39.95	54.00	14.05	500.0	200.0	H	290.0	-1.7
11572.000000	---	48.70	54.00	5.30	500.0	100.0	V	262.0	2.3
12099.333333	---	48.31	54.00	5.69	500.0	200.0	V	65.0	6.3
15669.000000	---	48.04	54.00	5.96	500.0	100.0	V	322.0	6.0

Remark: 1. Correction Factor = Antenna factor+ Insertion loss (cable loss + amplifier gain)

This report shall not be reproduced except in full, without the written approval of TA Technology (Shanghai) Co., Ltd.

802.11n (HT20) CH165

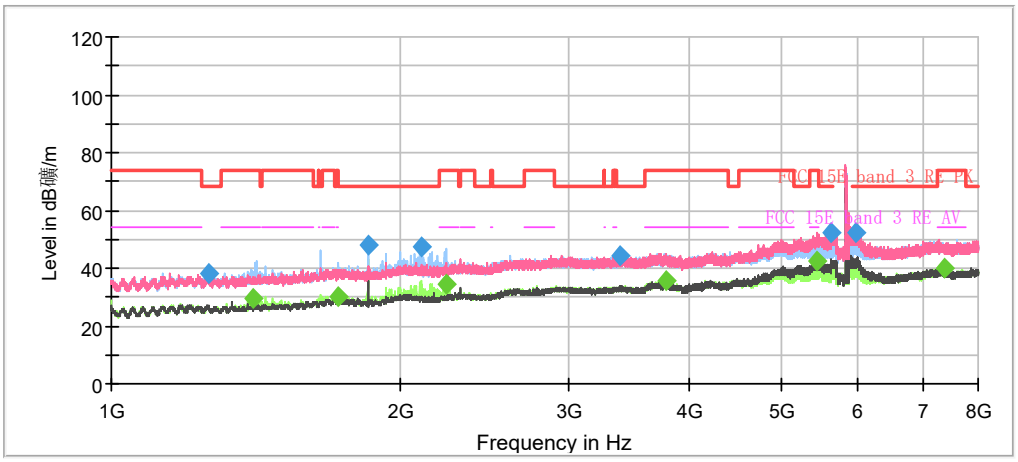

Note: The signal beyond the limit is carrier.

Radiates Emission from 1GHz to 8GHz

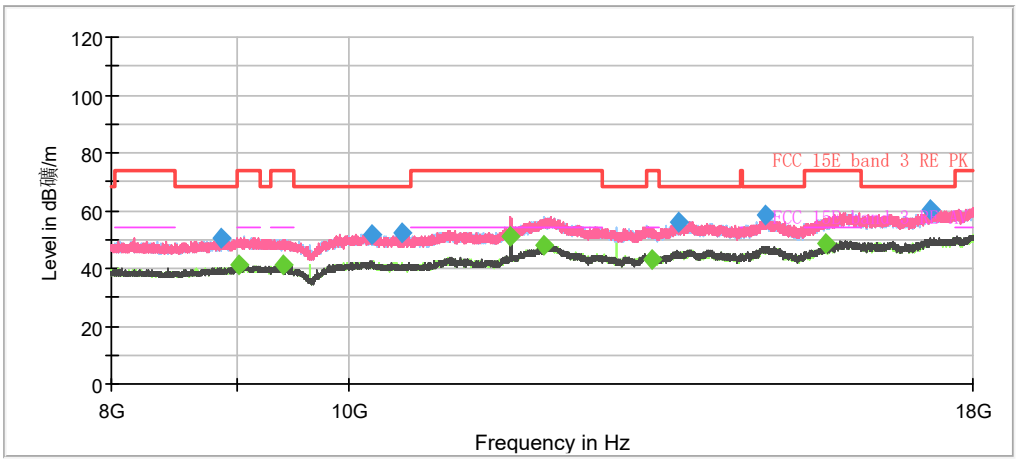

Radiates Emission from 8GHz to 18GHz

This report shall not be reproduced except in full, without the written approval of TA Technology (Shanghai) Co., Ltd.

Frequency (MHz)	Peak (dBuV/m)	Average (dBuV/m)	Limit (dBuV/m)	Margin (dB)	Meas. Time (ms)	Height (cm)	Polarization	Azimuth (deg)	Correct Factor (dB)
1265.066667	37.92	---	68.20	30.28	500.0	200.0	H	288.0	-19.8
1407.866667	---	29.64	54.00	24.36	500.0	200.0	H	0.0	-18.8
1722.166667	---	30.36	54.00	23.64	500.0	200.0	H	33.0	-17.0
1849.800000	47.91	---	68.20	20.29	500.0	100.0	H	344.0	-16.3
2100.400000	47.38	---	68.20	20.82	500.0	100.0	H	0.0	-15.4
2229.900000	---	34.19	54.00	19.81	500.0	200.0	H	6.0	-15.0
3392.600000	44.44	---	68.20	23.76	500.0	100.0	V	124.0	-11.6
3788.333333	---	35.52	54.00	18.48	500.0	200.0	H	6.0	-10.1
5443.366667	---	42.45	54.00	11.55	500.0	200.0	V	280.0	-5.4
5627.233333	52.59	---	68.20	15.61	500.0	200.0	V	280.0	-5.4
5961.833333	52.26	---	68.20	15.94	500.0	200.0	V	320.0	-5.0
7370.933333	---	39.90	54.00	14.10	500.0	100.0	H	117.0	-1.9
11651.333333	---	50.84	54.00	3.16	500.0	100.0	V	260.0	3.0
12027.666667	---	48.02	54.00	5.98	500.0	100.0	H	77.0	5.9
15671.000000	---	48.36	54.00	5.64	500.0	200.0	V	136.0	6.1

Remark: 1. Correction Factor = Antenna factor+ Insertion loss (cable loss + amplifier gain)

This report shall not be reproduced except in full, without the written approval of TA Technology (Shanghai) Co., Ltd.

802.11n (HT40) CH38

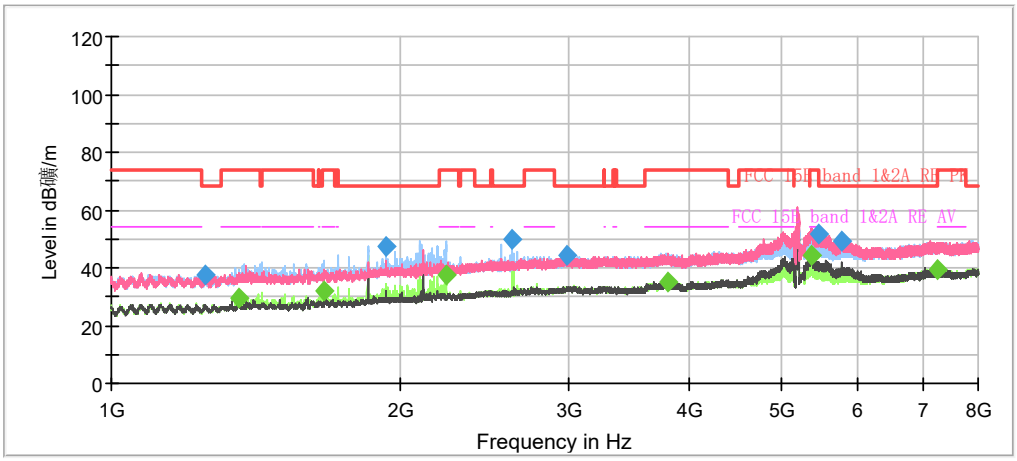

Note: The signal beyond the limit is carrier.
Radiates Emission from 1GHz to 8GHz

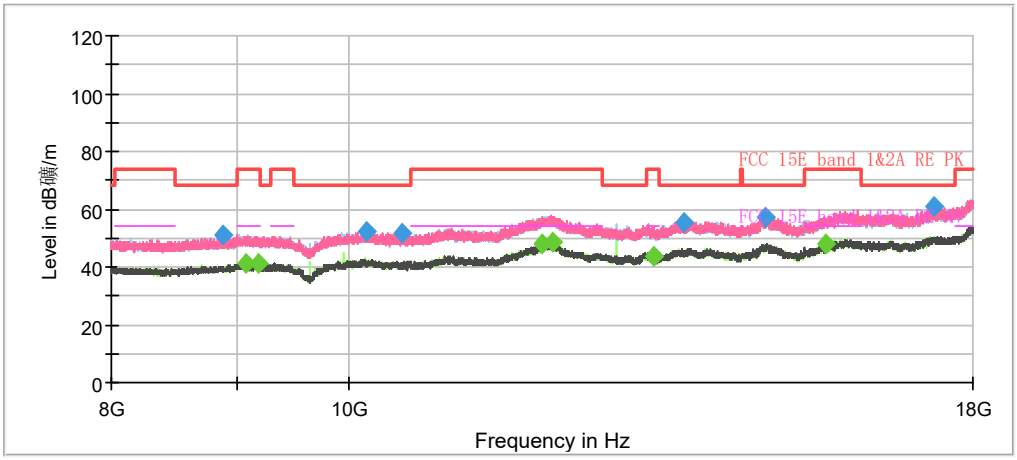

Radiates Emission from 8GHz to 18GHz

This report shall not be reproduced except in full, without the written approval of TA Technology (Shanghai) Co., Ltd.

Frequency (MHz)	Peak (dBuV/m)	Average (dBuV/m)	Limit (dBuV/m)	Margin (dB)	Meas. Time (ms)	Height (cm)	Polarization	Azimuth (deg)	Correct Factor (dB)
1253.166667	37.71	---	68.20	30.49	500.0	100.0	V	0.0	-19.9
1357.933333	---	29.63	54.00	24.37	500.0	100.0	H	0.0	-19.1
1662.900000	---	31.82	54.00	22.18	500.0	200.0	H	184.0	-17.4
1932.166667	47.67	---	68.20	20.53	500.0	100.0	H	349.0	-15.9
2229.900000	---	37.40	54.00	16.60	500.0	100.0	H	0.0	-15.0
2615.833333	49.56	---	68.20	18.64	500.0	200.0	H	128.0	-14.1
2980.300000	44.60	---	68.20	23.60	500.0	100.0	H	65.0	-12.7
3798.366667	---	35.17	54.00	18.83	500.0	100.0	V	0.0	-10.0
5365.666667	---	44.08	54.00	9.92	500.0	200.0	V	220.0	-5.8
5460.633333	51.40	---	68.20	16.80	500.0	200.0	V	289.0	-5.3
5768.866667	49.36	---	68.20	18.84	500.0	200.0	V	243.0	-5.1
7258.000000	---	39.31	54.00	14.69	500.0	100.0	V	274.0	-1.6
12122.000000	---	48.31	54.00	5.69	500.0	100.0	H	84.0	6.2

Remark: 1. Correction Factor = Antenna factor+ Insertion loss (cable loss + amplifier gain)

This report shall not be reproduced except in full, without the written approval of TA Technology (Shanghai) Co., Ltd.

802.11n (HT40) CH46

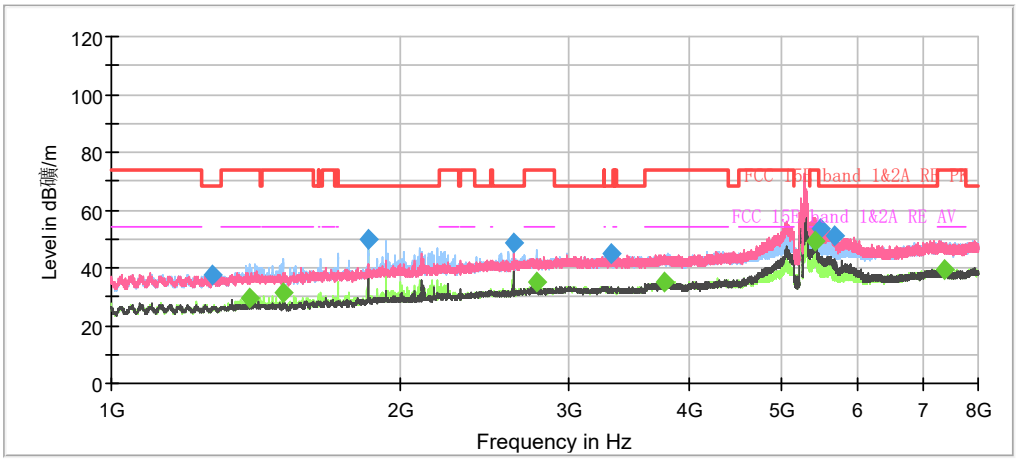

Note: The signal beyond the limit is carrier.
Radiates Emission from 1GHz to 8GHz

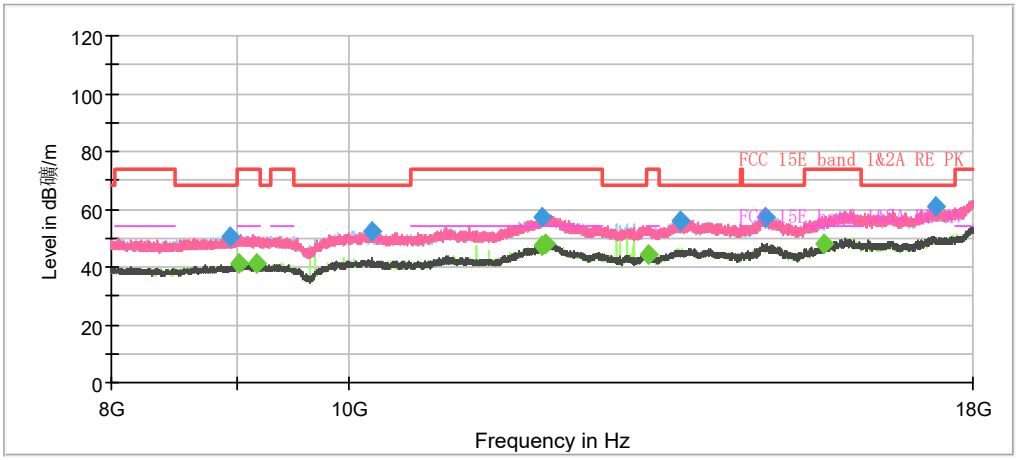

Radiates Emission from 8GHz to 18GHz

This report shall not be reproduced except in full, without the written approval of TA Technology (Shanghai) Co., Ltd.

Frequency (MHz)	Peak (dBuV/m)	Average (dBuV/m)	Limit (dBuV/m)	Margin (dB)	Meas. Time (ms)	Height (cm)	Polarization	Azimuth (deg)	Correct Factor (dB)
1275.800000	37.29	---	68.20	30.91	500.0	100.0	V	1.0	-19.7
1390.833333	---	29.29	54.00	24.71	500.0	200.0	H	307.0	-18.9
1513.100000	---	31.12	54.00	22.88	500.0	200.0	H	351.0	-18.2
1850.033333	49.77	---	68.20	18.43	500.0	100.0	H	337.0	-16.3
2624.700000	48.83	---	68.20	19.37	500.0	200.0	H	351.0	-14.0
2774.733333	---	34.82	54.00	19.18	500.0	200.0	H	340.0	-13.5
3320.966667	44.99	---	68.20	23.22	500.0	200.0	H	340.0	-11.8
3771.533333	---	35.22	54.00	18.78	500.0	200.0	H	197.0	-10.1
5413.033333	---	48.94	54.00	5.06	500.0	200.0	V	300.0	-5.6
5473.700000	53.68	---	68.20	14.52	500.0	200.0	V	288.0	-5.3
5661.766667	51.37	---	68.20	16.83	500.0	200.0	V	231.0	-5.3
7392.633333	---	39.32	54.00	14.68	500.0	200.0	H	263.0	-2.0
12044.333333	---	48.17	54.00	5.83	500.0	200.0	H	302.0	6.0
15647.333333	---	48.01	54.00	5.99	500.0	100.0	V	146.0	5.8

Remark: 1. Correction Factor = Antenna factor+ Insertion loss (cable loss + amplifier gain)

This report shall not be reproduced except in full, without the written approval of TA Technology (Shanghai) Co., Ltd.

802.11n (HT40) CH54

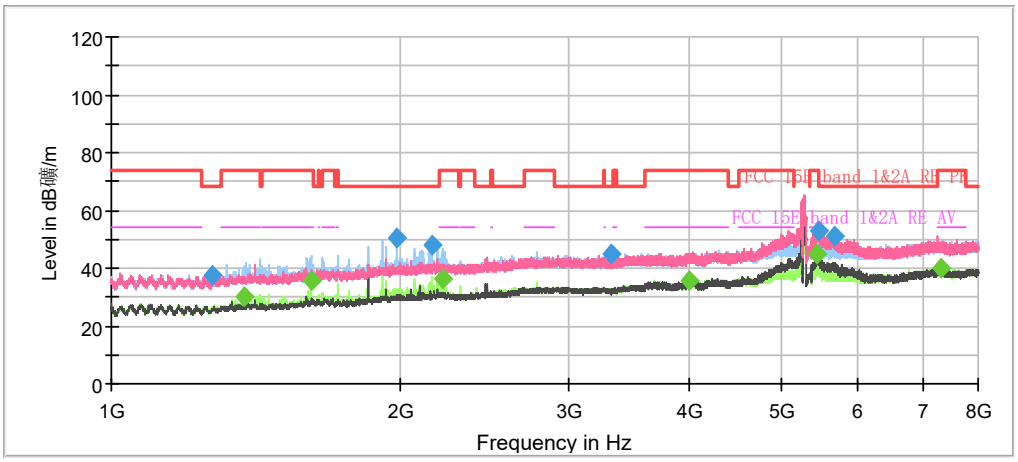

Note: The signal beyond the limit is carrier.

Radiates Emission from 1GHz to 8GHz

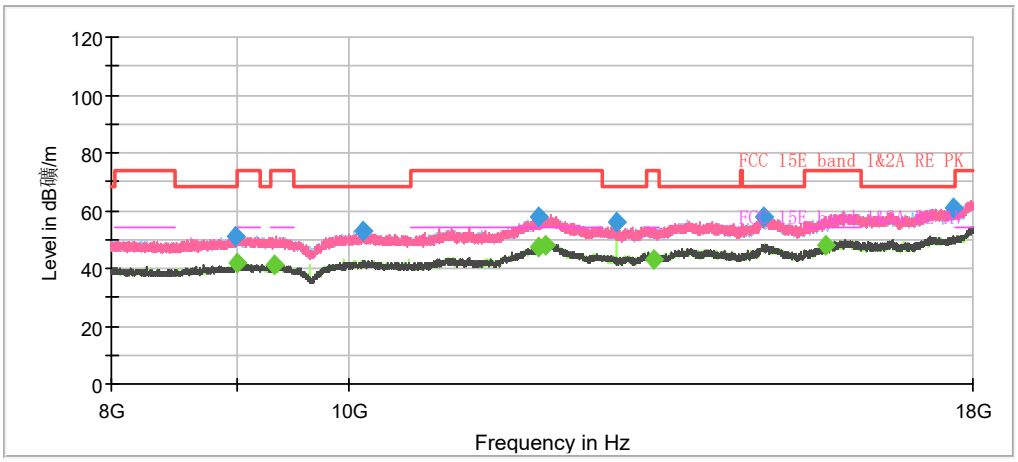

Radiates Emission from 8GHz to 18GHz

This report shall not be reproduced except in full, without the written approval of TA Technology (Shanghai) Co., Ltd.

Frequency (MHz)	Peak (dBuV/m)	Average (dBuV/m)	Limit (dBuV/m)	Margin (dB)	Meas. Time (ms)	Height (cm)	Polarization	Azimuth (deg)	Correct Factor (dB)
1274.633333	37.44	---	68.20	30.76	500.0	100.0	H	0.0	-19.7
1373.100000	---	29.85	54.00	24.15	500.0	100.0	H	336.0	-19.1
1613.900000	---	35.51	54.00	18.49	500.0	200.0	H	174.0	-17.7
1981.166667	50.36	---	68.20	17.84	500.0	200.0	H	330.0	-15.7
2161.066667	47.85	---	68.20	20.35	500.0	100.0	H	0.0	-15.2
2210.300000	---	36.44	54.00	17.56	500.0	200.0	H	0.0	-15.1
3312.333333	45.12	---	68.20	23.08	500.0	100.0	H	266.0	-11.8
3999.266667	---	35.68	54.00	18.32	500.0	100.0	V	36.0	-9.5
5438.933333	---	44.66	54.00	9.34	500.0	200.0	V	231.0	-5.4
5460.166667	52.81	---	68.20	15.39	500.0	200.0	V	288.0	-5.3
5672.033333	51.03	---	68.20	17.17	500.0	200.0	V	288.0	-5.3
7328.233333	---	40.20	54.00	13.80	500.0	200.0	H	174.0	-1.7
12040.333333	---	48.31	54.00	5.69	500.0	200.0	V	234.0	6.0
15667.333333	---	48.11	54.00	5.89	500.0	200.0	V	284.0	6.0

Remark: 1. Correction Factor = Antenna factor+ Insertion loss (cable loss + amplifier gain)

This report shall not be reproduced except in full, without the written approval of TA Technology (Shanghai) Co., Ltd.

802.11n (HT40) CH62

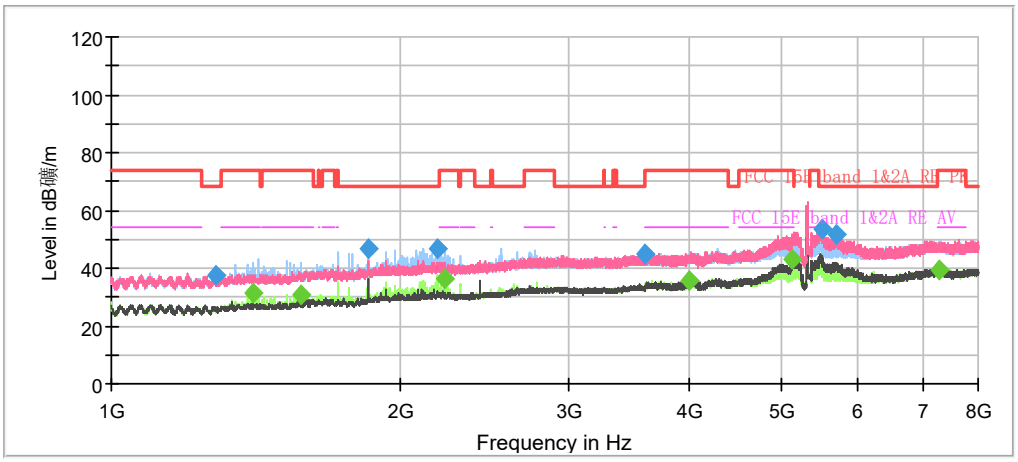

Note: The signal beyond the limit is carrier.

Radiates Emission from 1GHz to 8GHz

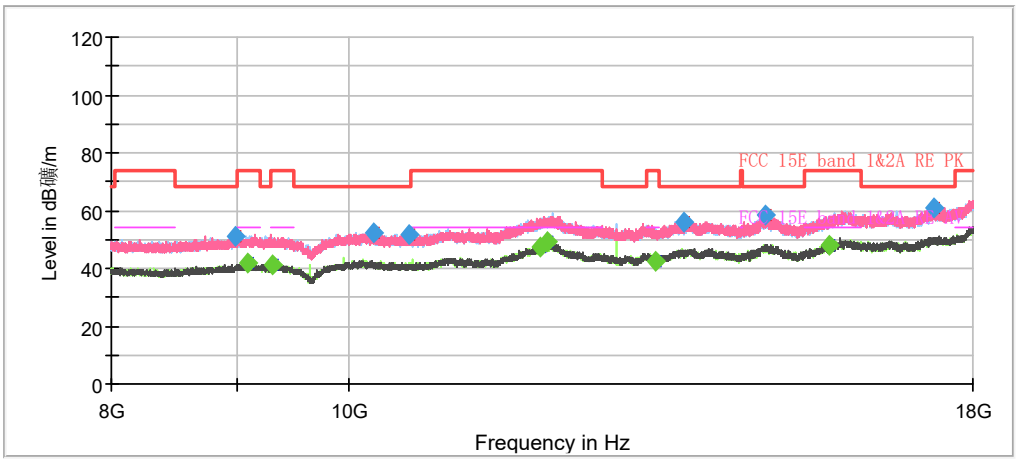

Radiates Emission from 8GHz to 18GHz

This report shall not be reproduced except in full, without the written approval of TA Technology (Shanghai) Co., Ltd.

Frequency (MHz)	Peak (dBuV/m)	Average (dBuV/m)	Limit (dBuV/m)	Margin (dB)	Meas. Time (ms)	Height (cm)	Polarization	Azimuth (deg)	Correct Factor (dB)
1284.433333	37.32	---	68.20	30.88	500.0	200.0	V	217.0	-19.7
1407.866667	---	31.50	54.00	22.50	500.0	200.0	H	338.0	-18.8
1575.166667	---	30.88	54.00	23.12	500.0	200.0	H	293.0	-17.9
1849.800000	47.00	---	68.20	21.20	500.0	100.0	H	220.0	-16.3
2187.200000	46.97	---	68.20	21.23	500.0	100.0	H	175.0	-15.2
2228.733333	---	36.02	54.00	17.98	500.0	200.0	H	338.0	-15.0
3598.166667	44.98	---	68.20	23.22	500.0	200.0	H	359.0	-10.9
3993.900000	---	35.88	54.00	18.12	500.0	200.0	H	250.0	-9.5
5128.133333	---	43.12	54.00	10.88	500.0	200.0	V	251.0	-6.1
5503.800000	53.79	---	68.20	14.41	500.0	100.0	V	275.0	-5.4
5695.600000	51.62	---	68.20	16.58	500.0	200.0	V	239.0	-5.2
7270.833333	---	39.68	54.00	14.32	500.0	200.0	V	40.0	-1.7
12065.666667	---	48.97	54.00	5.03	500.0	200.0	V	296.0	6.1

Remark: 1. Correction Factor = Antenna factor+ Insertion loss (cable loss + amplifier gain)

This report shall not be reproduced except in full, without the written approval of TA Technology (Shanghai) Co., Ltd.

802.11n (HT40) CH102

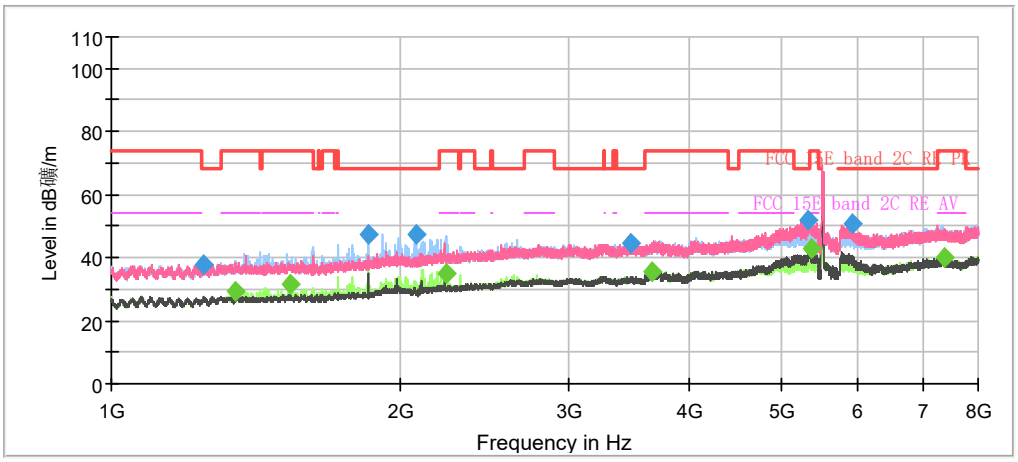

Note: The signal beyond the limit is carrier.

Radiates Emission from 1GHz to 8GHz

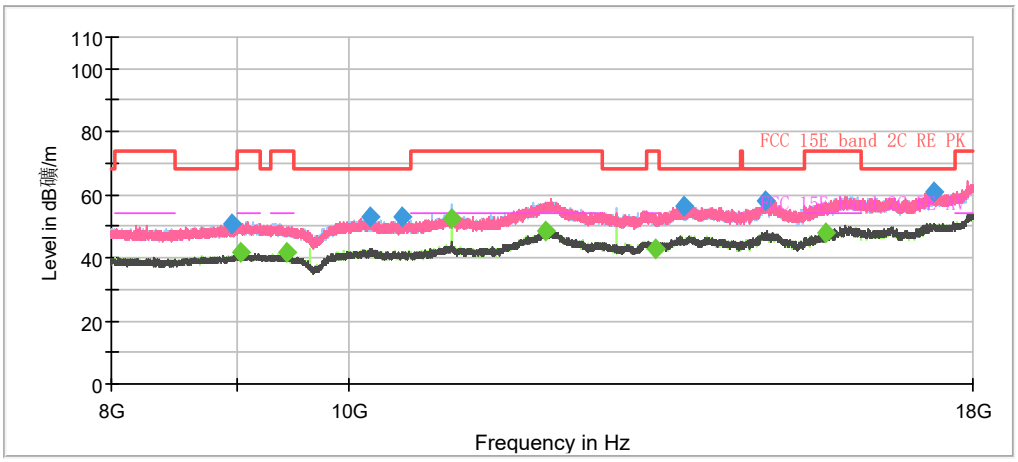

Radiates Emission from 8GHz to 18GHz

This report shall not be reproduced except in full, without the written approval of TA Technology (Shanghai) Co., Ltd.

Frequency (MHz)	Peak (dBuV/m)	Average (dBuV/m)	Limit (dBuV/m)	Margin (dB)	Meas. Time (ms)	Height (cm)	Polarization	Azimuth (deg)	Correct Factor (dB)
1249.900000	37.78	---	68.20	30.42	500.0	200.0	V	185.0	-19.9
1349.300000	---	29.56	54.00	24.44	500.0	100.0	H	327.0	-19.2
1535.966667	---	31.50	54.00	22.50	500.0	200.0	H	302.0	-18.2
1849.800000	47.46	---	68.20	20.74	500.0	200.0	H	210.0	-16.3
2080.566667	47.34	---	68.20	20.86	500.0	100.0	H	327.0	-15.4
2229.200000	---	35.24	54.00	18.76	500.0	100.0	H	0.0	-15.0
3471.000000	44.51	---	68.20	23.69	500.0	100.0	H	128.0	-11.4
3650.900000	---	35.68	54.00	18.32	500.0	200.0	H	78.0	-10.3
5327.866667	51.93	---	68.20	16.27	500.0	200.0	V	218.0	-6.1
5352.833333	---	42.86	54.00	11.14	500.0	200.0	V	229.0	-5.9
5917.733333	50.50	---	68.20	17.70	500.0	200.0	V	309.0	-4.9
7365.566667	---	39.96	54.00	14.04	500.0	200.0	H	0.0	-1.9
11020.000000	---	52.58	54.00	1.42	500.0	200.0	H	155.0	0.5
12038.666667	---	48.50	54.00	5.50	500.0	200.0	V	176.0	6.0
15673.333333	---	48.22	54.00	5.78	500.0	100.0	V	55.0	6.1

Remark: 1. Correction Factor = Antenna factor+ Insertion loss (cable loss + amplifier gain)

This report shall not be reproduced except in full, without the written approval of TA Technology (Shanghai) Co., Ltd.

802.11n (HT40) CH118

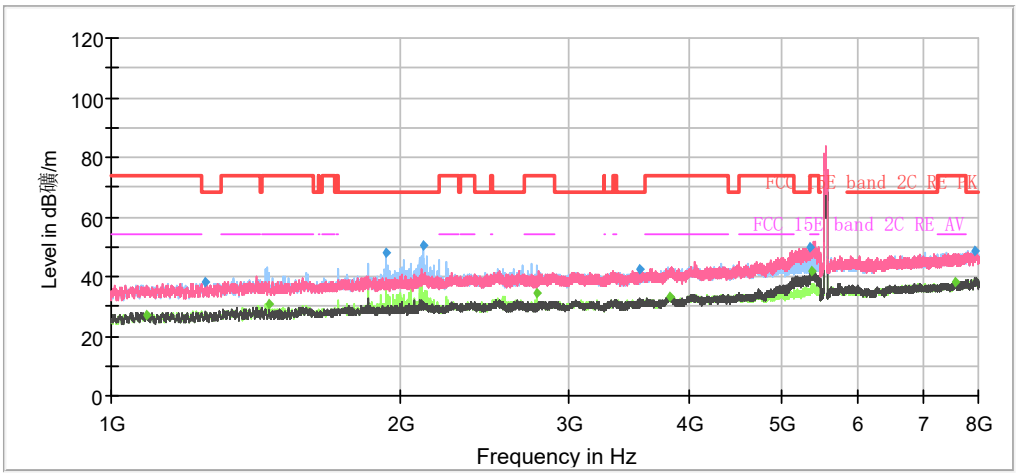

Note: The signal beyond the limit is carrier.

Radiates Emission from 1GHz to 8GHz

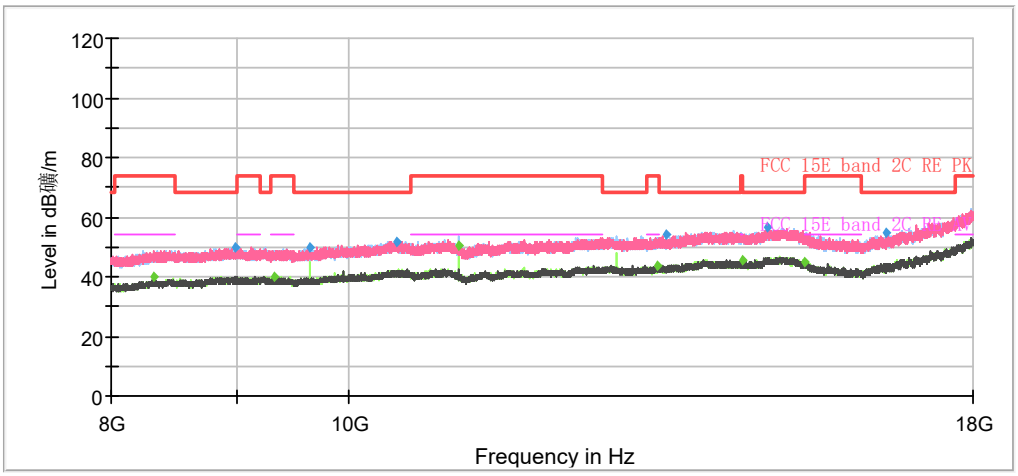

Radiates Emission from 8GHz to 18GHz

This report shall not be reproduced except in full, without the written approval of TA Technology (Shanghai) Co., Ltd.

Frequency (MHz)	Peak (dBuV/m)	Average (dBuV/m)	Limit (dBuV/m)	Margin (dB)	Meas. Time (ms)	Height (cm)	Polarization	Azimuth (deg)	Correct Factor (dB)
1088.433333	---	27.14	54.00	26.86	500.0	200.0	V	0.0	-19
1254.100000	38.00	---	68.20	30.20	500.0	100.0	H	282.0	-18
1459.900000	---	30.65	54.00	23.35	500.0	100.0	H	0.0	-17
1931.700000	47.98	---	68.20	20.22	500.0	100.0	H	0.0	-15
2115.100000	50.37	---	68.20	17.83	500.0	100.0	H	0.0	-14
2774.966667	---	34.50	54.00	19.50	500.0	200.0	H	3.0	-14
3550.566667	42.72	---	68.20	25.48	500.0	200.0	H	0.0	-13
3809.800000	---	33.44	54.00	20.56	500.0	100.0	V	32.0	-12
5343.733333	50.00	---	68.20	18.20	500.0	200.0	V	326.0	-7
5374.533333	---	41.56	54.00	12.44	500.0	200.0	V	326.0	-7
7567.400000	---	38.36	54.00	15.64	500.0	100.0	V	13.0	-3
7946.566667	48.76	---	68.20	19.44	500.0	100.0	V	1.0	-2
11100.000000	---	50.54	54.00	3.46	500.0	200.0	H	159.0	1

Remark: 1. Correction Factor = Antenna factor+ Insertion loss (cable loss + amplifier gain)

This report shall not be reproduced except in full, without the written approval of TA Technology (Shanghai) Co., Ltd.

802.11n (HT40) CH134

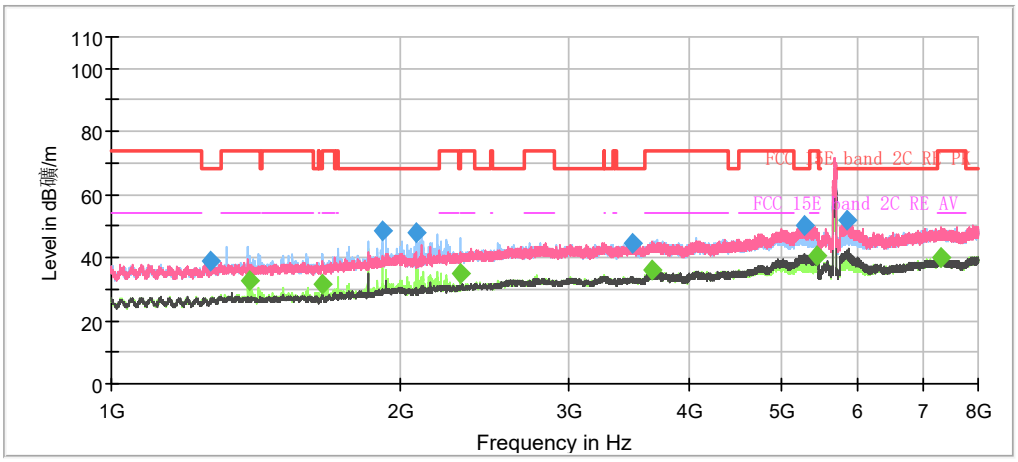

Note: The signal beyond the limit is carrier.

Radiates Emission from 1GHz to 8GHz

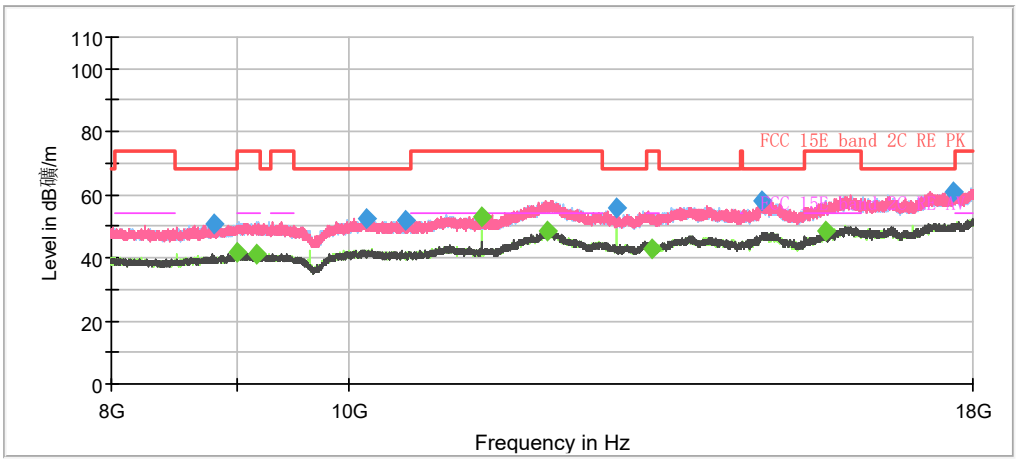

Radiates Emission from 8GHz to 18GHz

This report shall not be reproduced except in full, without the written approval of TA Technology (Shanghai) Co., Ltd.

Frequency (MHz)	Peak (dBuV/m)	Average (dBuV/m)	Limit (dBuV/m)	Margin (dB)	Meas. Time (ms)	Height (cm)	Polarization	Azimuth (deg)	Correct Factor (dB)
1268.800000	38.96	---	68.20	29.24	500.0	200.0	H	188.0	-19.8
1390.833333	---	32.61	54.00	21.39	500.0	200.0	H	313.0	-18.9
1660.333333	---	31.33	54.00	22.67	500.0	200.0	H	166.0	-17.4
1917.466667	48.35	---	68.20	19.85	500.0	100.0	H	162.0	-16.0
2078.933333	47.93	---	68.20	20.27	500.0	100.0	H	319.0	-15.4
2312.500000	---	34.85	54.00	19.15	500.0	100.0	H	341.0	-14.8
3489.200000	44.54	---	68.20	23.66	500.0	200.0	H	256.0	-11.3
3651.600000	---	36.10	54.00	17.90	500.0	100.0	H	83.0	-10.3
5281.666667	49.94	---	68.20	18.26	500.0	200.0	V	296.0	-6.1
5424.466667	---	40.34	54.00	13.66	500.0	200.0	V	296.0	-5.5
5844.466667	51.80	---	68.20	16.40	500.0	200.0	V	352.0	-5.0
7331.500000	---	39.77	54.00	14.23	500.0	100.0	H	341.0	-1.7
11340.000000	---	53.31	54.00	0.69	500.0	200.0	H	149.0	1.2
12052.000000	---	48.40	54.00	5.60	500.0	100.0	V	343.0	6.0
15673.333333	---	48.34	54.00	5.66	500.0	100.0	V	245.0	6.1

Remark: 1. Correction Factor = Antenna factor+ Insertion loss (cable loss + amplifier gain)

This report shall not be reproduced except in full, without the written approval of TA Technology (Shanghai) Co., Ltd.

802.11n (HT40) CH142

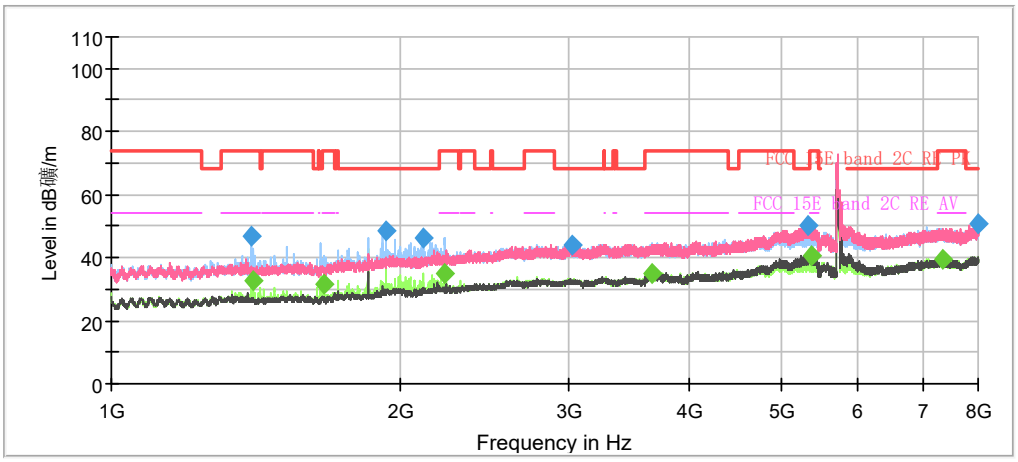

Note: The signal beyond the limit is carrier.

Radiates Emission from 1GHz to 8GHz

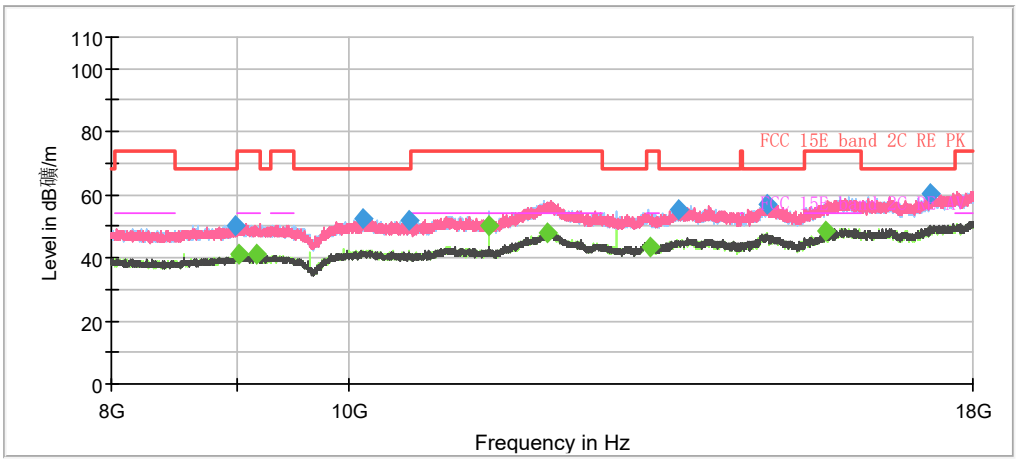

Radiates Emission from 8GHz to 18GHz

This report shall not be reproduced except in full, without the written approval of TA Technology (Shanghai) Co., Ltd.

Frequency (MHz)	Peak (dBuV/m)	Average (dBuV/m)	Limit (dBuV/m)	Margin (dB)	Meas. Time (ms)	Height (cm)	Polarization	Azimuth (deg)	Correct Factor (dB)
1399.233333	46.64	---	74.00	27.36	500.0	100.0	H	0.0	-18.9
1405.766667	---	32.59	54.00	21.41	500.0	100.0	H	0.0	-18.8
1662.666667	---	31.73	54.00	22.27	500.0	200.0	H	155.0	-17.4
1932.166667	48.73	---	68.20	19.47	500.0	200.0	H	0.0	-15.9
2116.733333	46.10	---	68.20	22.10	500.0	200.0	H	0.0	-15.3
2227.800000	---	34.71	54.00	19.29	500.0	100.0	H	0.0	-15.0
3020.666667	44.19	---	68.20	24.01	500.0	200.0	V	117.0	-12.6
3662.333333	---	35.18	54.00	18.82	500.0	100.0	H	172.0	-10.2
5319.933333	50.09	---	68.20	18.11	500.0	200.0	V	207.0	-6.1
5361.000000	---	40.75	54.00	13.25	500.0	200.0	V	229.0	-5.8
7340.366667	---	39.54	54.00	14.46	500.0	200.0	H	144.0	-1.8
7999.300000	50.50	---	68.20	17.70	500.0	100.0	V	288.0	-2.2
11420.000000	---	49.97	54.00	4.03	500.0	200.0	H	156.0	1.2
12053.333333	---	48.23	54.00	5.77	500.0	100.0	V	49.0	6.0
15668.000000	---	48.47	54.00	5.53	500.0	200.0	H	275.0	6.0

Remark: 1. Correction Factor = Antenna factor+ Insertion loss (cable loss + amplifier gain)

This report shall not be reproduced except in full, without the written approval of TA Technology (Shanghai) Co., Ltd.