802.11ax HE20-Channel 100: Peak &Average

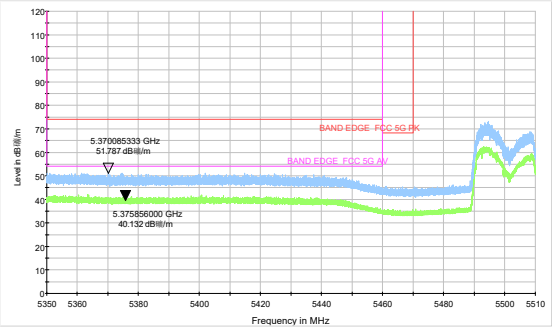

802.11ax HE20-Channel 140: Peak

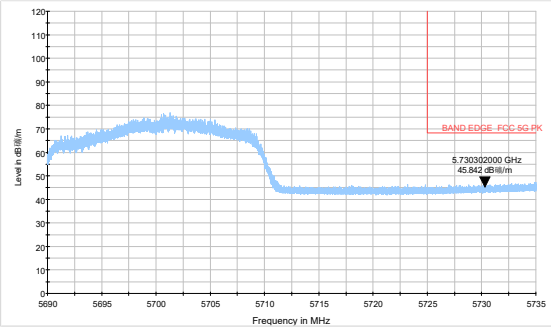

802.11ax HE40-Channel 102: Peak & Average

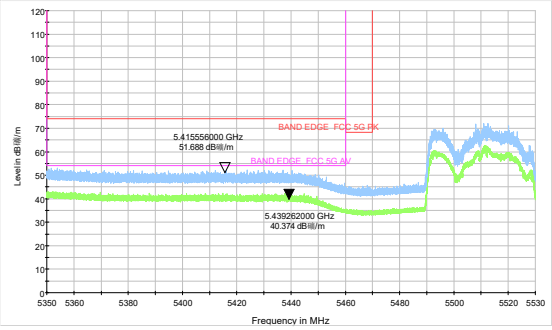

802.11ax HE40-Channel 134: Peak

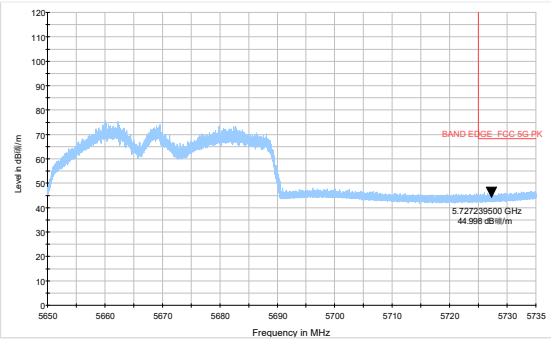

802.11ax HE80–Channel 106: Peak & Average

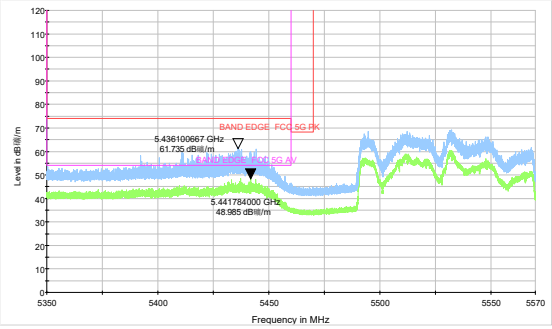

802.11ax HE80 –Channel 122: Peak

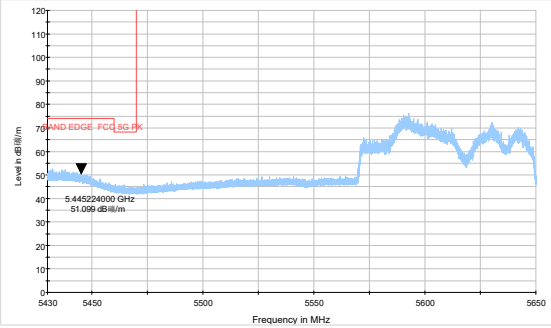

802.11axHE160–Channel 114: Peak & Average

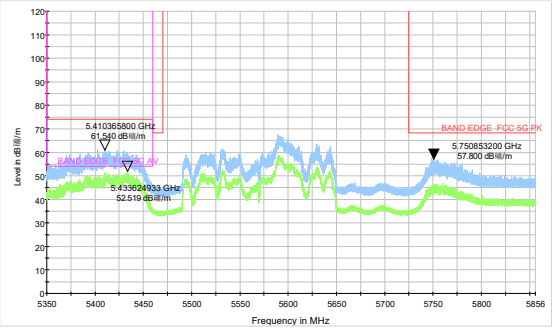

This report shall not be reproduced except in full, without the written approval of TA Technology (Shanghai) Co., Ltd.

U-NII-3

802.11a-Channel 149: Peak

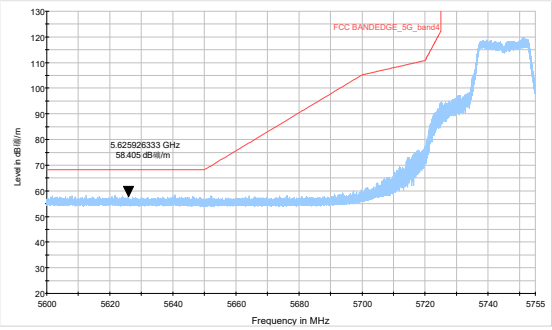

802.11a-Channel 165: Peak

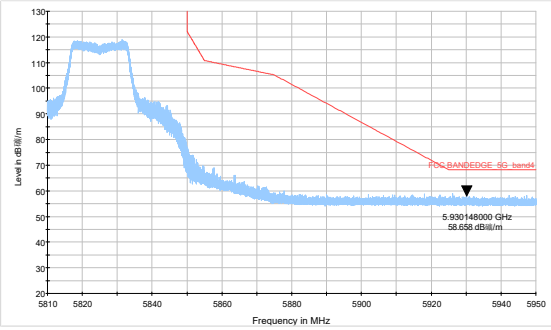

802.11n HT20-Channel 149: Peak

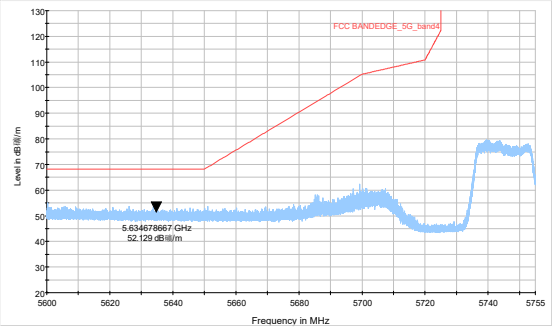

802.11n HT20-Channel 165: Peak

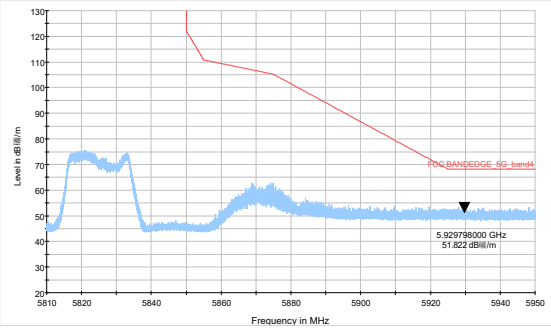

802.11n HT40-Channel 151: Peak

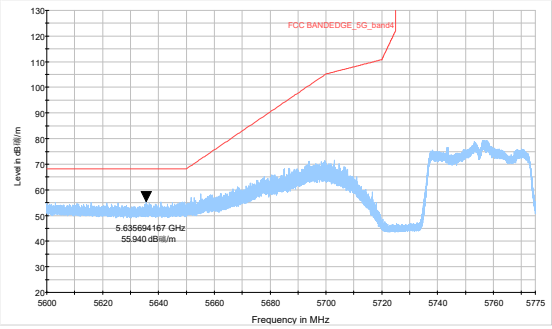

802.11n HT40-Channel 159: Peak

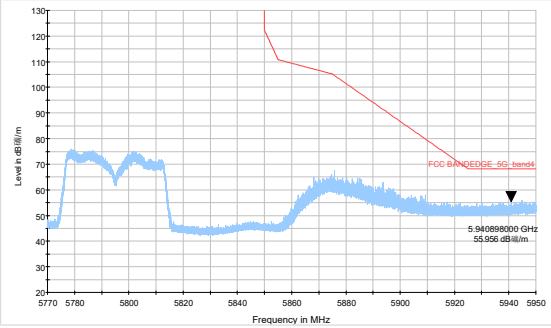

802.11ac VHT80- Channel 155: Peak

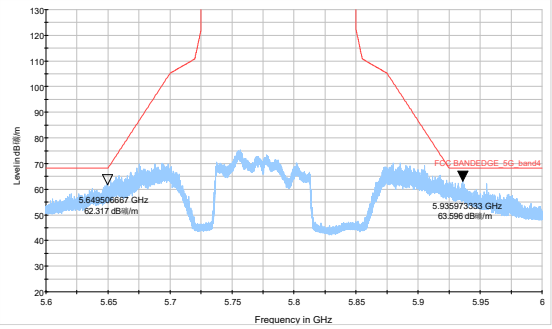

802.11ax HE20-Channel 149: Peak

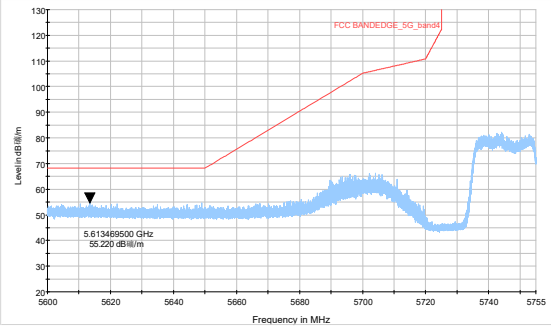

This report shall not be reproduced except in full, without the written approval of TA Technology (Shanghai) Co., Ltd.

802.11ax HE20-Channel 165: Peak

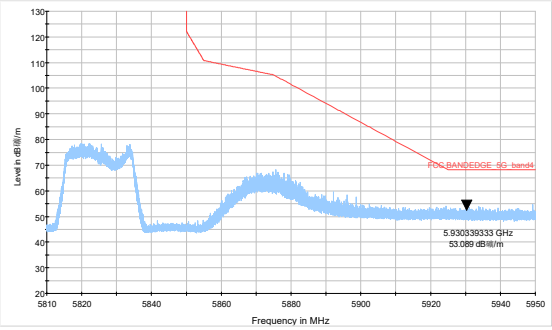

802.11ax HE40-Channel 151: Peak

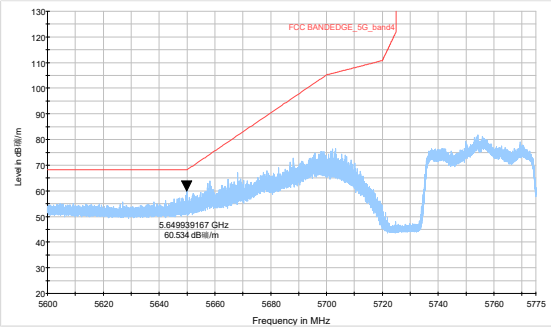

802.11ax HE40-Channel 159: Peak

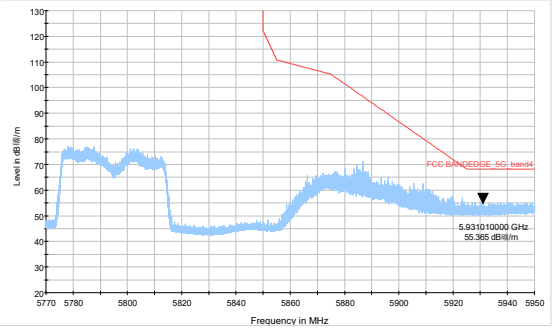

802.11ax HE80-Channel 155: Peak

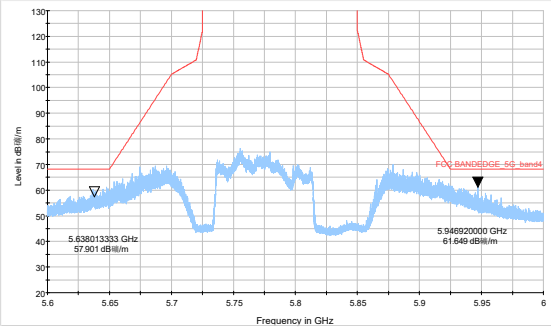

This report shall not be reproduced except in full, without the written approval of TA Technology (Shanghai) Co., Ltd.

Result of RE

Test result

Sweep the whole frequency band through the range from 9kHz to the 10th harmonic of the carrier, the Emissions in the frequency band 9kHz-30MHz and 26.5GHz-40GHz are more than 20dB below the limit are not reported.

During the test, the Radiates Emission from 30MHz to 1GHz was performed in all modes with all channels, 802.11ax HE20, Channel 60 for Internal Antenna 1: HL , 802.11ac VHT80, Channel 106 for Internal Antenna 2: DZZ are selected as the worst condition. The test data of the worst-case condition was recorded in this report.

Internal Antenna 1: HL

Continuous TX mode:

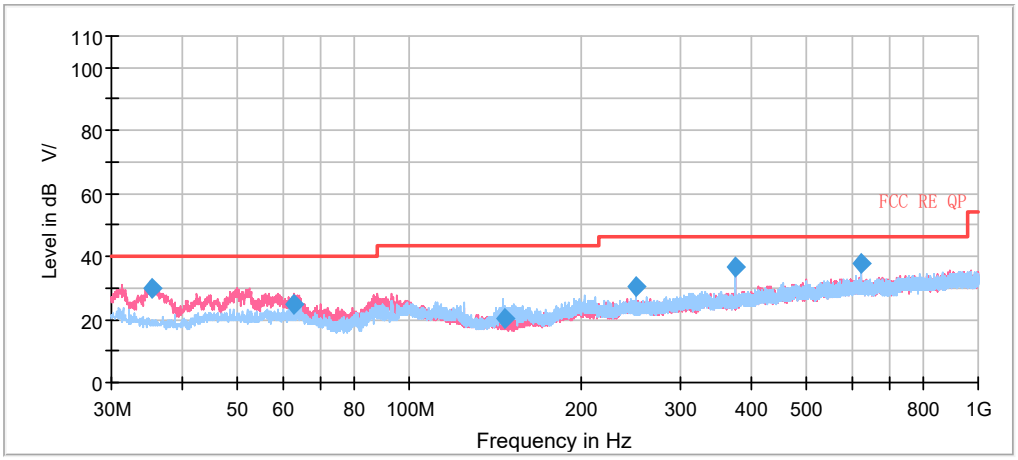

Radiates Emission from 30MHz to 1GHz

Frequency (MHz)	Quasi-Peak (dBuV/m)	Height (cm)	Polarization	Azimuth (deg)	Correct Factor (dB)	Margin (dB)	Limit (dBuV/m)
35.414190	29.65	100.0	V	233.0	-5	10.35	40.00
62.912070	24.56	184.0	V	76.0	-6	15.44	40.00
147.043833	20.56	208.0	H	182.0	-10	22.94	43.50
249.986000	30.65	100.0	H	0.0	-4	15.35	46.00
375.009333	36.77	125.0	V	288.0	-2	9.23	46.00
625.000667	37.56	125.0	H	244.0	2	8.44	46.00

Remark: 1. Correction Factor = Antenna factor+ Insertion loss(cable loss+amplifier gain)

2. Margin = Limit – Quasi-Peak

This report shall not be reproduced except in full, without the written approval of TA Technology (Shanghai) Co., Ltd.

802.11a CH36

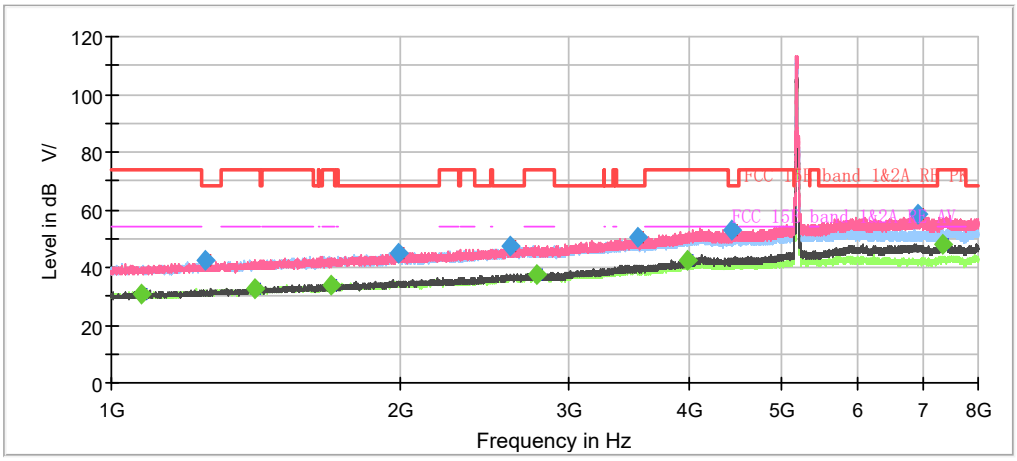

Note: The signal beyond the limit is carrier.

Radiates Emission from 1GHz to 8GHz

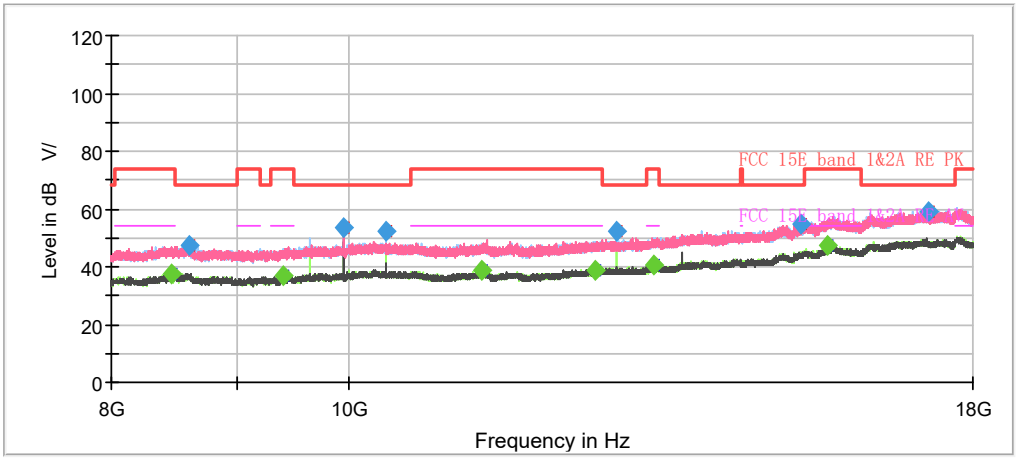

Radiates Emission from 8GHz to 18GHz

This report shall not be reproduced except in full, without the written approval of TA Technology (Shanghai) Co., Ltd.

Frequency (MHz)	Peak (dBuV/m)	Average (dBuV/m)	Limit (dBuV/m)	Margin (dB)	Meas. Time (ms)	Height (cm)	Polarization	Azimuth (deg)	Correct Factor (dB)
1074.666667	---	30.63	54.00	23.37	500.0	200.0	H	96.0	-8
1251.766667	42.19	---	68.20	26.01	500.0	100.0	V	50.0	-7
1411.366667	---	32.71	54.00	21.29	500.0	200.0	V	200.0	-6
1690.900000	---	34.07	54.00	19.93	500.0	200.0	V	236.0	-5
1990.033333	44.81	---	68.20	23.39	500.0	200.0	V	277.0	-3
2603.233333	47.21	---	68.20	20.99	500.0	200.0	H	157.0	0
2770.300000	---	37.70	54.00	16.30	500.0	200.0	V	243.0	1
3536.100000	50.25	---	68.20	17.95	500.0	200.0	V	321.0	4
3989.700000	---	42.62	54.00	11.38	500.0	200.0	V	307.0	6
4438.866667	52.73	---	68.20	15.47	500.0	200.0	V	314.0	7
6926.900000	58.52	---	68.20	9.68	500.0	200.0	V	341.0	11
7343.866667	---	48.15	54.00	5.85	500.0	200.0	V	193.0	11

Remark: 1. Correction Factor = Antenna factor+ Insertion loss (cable loss + amplifier gain)

This report shall not be reproduced except in full, without the written approval of TA Technology (Shanghai) Co., Ltd.

802.11a CH40

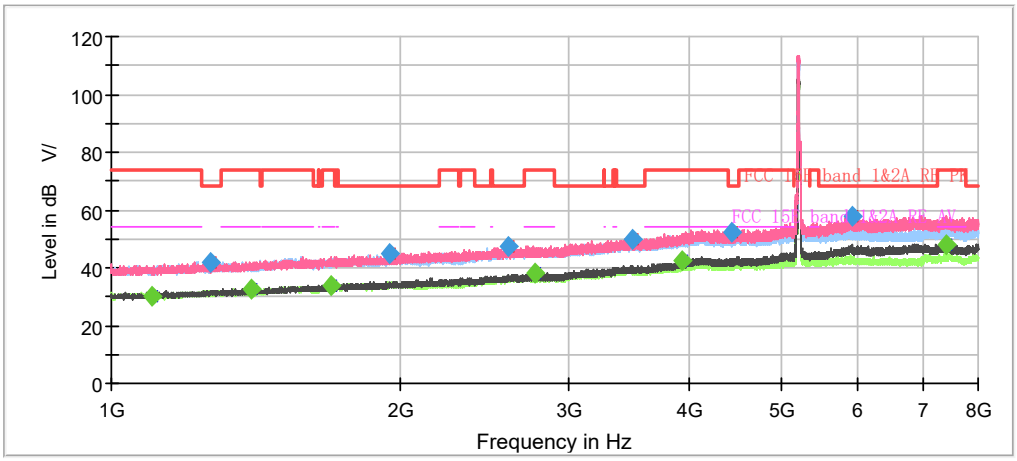

Note: The signal beyond the limit is carrier.
Radiates Emission from 1GHz to 8GHz

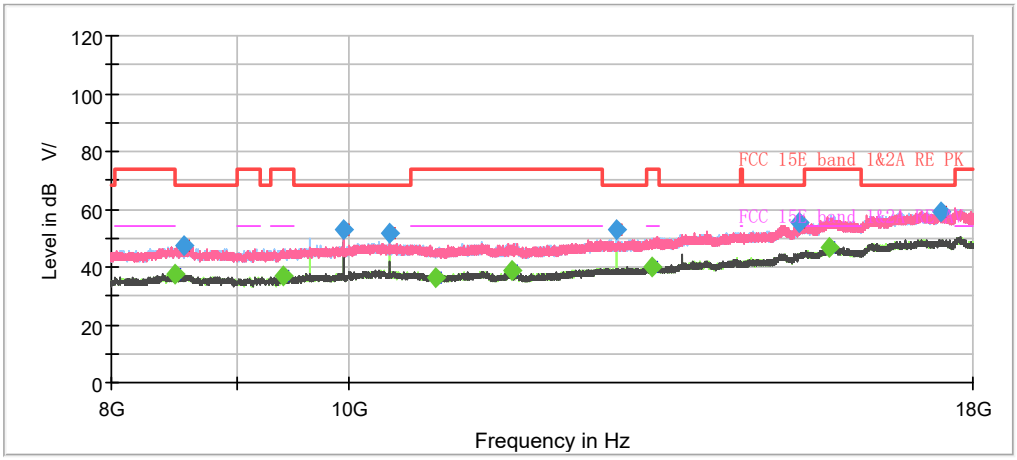

Radiates Emission from 8GHz to 18GHz

This report shall not be reproduced except in full, without the written approval of TA Technology (Shanghai) Co., Ltd.

Frequency (MHz)	Peak (dBuV/m)	Average (dBuV/m)	Limit (dBuV/m)	Margin (dB)	Meas. Time (ms)	Height (cm)	Polarization	Azimuth (deg)	Correct Factor (dB)
1102.200000	---	29.97	54.00	24.03	500.0	100.0	H	96.0	-8
1268.566667	41.70	---	68.20	26.50	500.0	200.0	V	312.0	-7
1401.100000	---	32.90	54.00	21.10	500.0	200.0	V	257.0	-6
1693.466667	---	33.69	54.00	20.31	500.0	200.0	V	292.0	-5
1946.866667	45.11	---	68.20	23.09	500.0	100.0	H	266.0	-3
2590.166667	47.15	---	68.20	21.05	500.0	200.0	V	229.0	0
2766.100000	---	38.27	54.00	15.73	500.0	200.0	V	0.0	1
3490.833333	50.11	---	68.20	18.09	500.0	200.0	V	185.0	4
3926.933333	---	42.20	54.00	11.80	500.0	200.0	V	243.0	6
4433.033333	52.20	---	68.20	16.00	500.0	200.0	V	200.0	7
5920.066667	57.69	---	68.20	10.51	500.0	200.0	V	243.0	10
7396.600000	---	48.10	54.00	5.90	500.0	200.0	V	215.0	11

Remark: 1. Correction Factor = Antenna factor+ Insertion loss (cable loss + amplifier gain)

This report shall not be reproduced except in full, without the written approval of TA Technology (Shanghai) Co., Ltd.

802.11a CH48

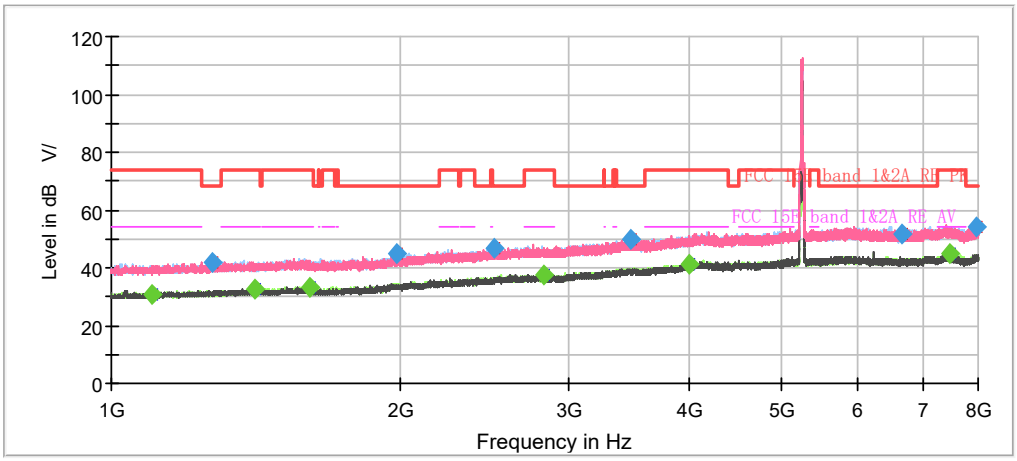

Note: The signal beyond the limit is carrier.
Radiates Emission from 1GHz to 8GHz

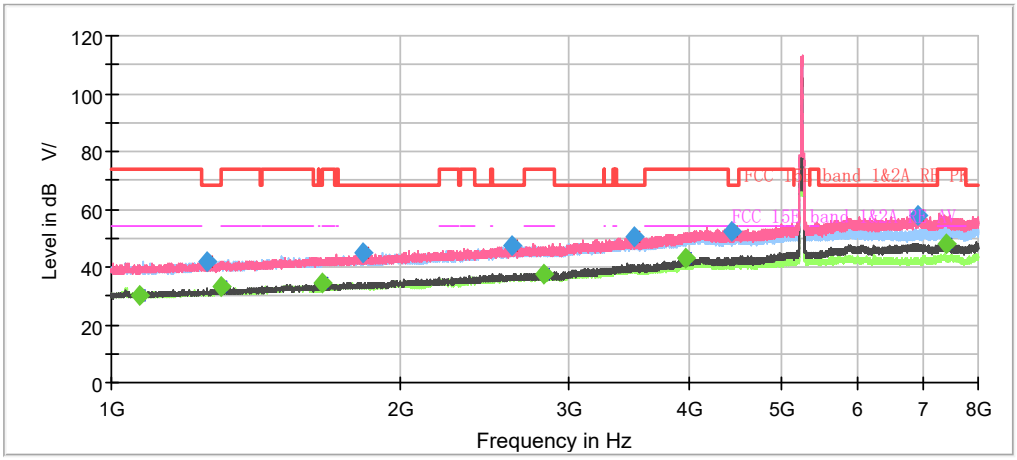

Radiates Emission from 8GHz to 18GHz

This report shall not be reproduced except in full, without the written approval of TA Technology (Shanghai) Co., Ltd.

Frequency (MHz)	Peak (dBuV/m)	Average (dBuV/m)	Limit (dBuV/m)	Margin (dB)	Meas. Time (ms)	Height (cm)	Polarization	Azimuth (deg)	Correct Factor (dB)
1103.366667	---	31.03	54.00	22.97	500.0	200.0	H	0.0	-8
1274.166667	41.98	---	68.20	26.22	500.0	100.0	V	156.0	-7
1410.666667	---	32.36	54.00	21.64	500.0	100.0	V	272.0	-6
1606.900000	---	33.47	54.00	20.53	500.0	200.0	H	30.0	-5
1979.533333	44.74	---	68.20	23.46	500.0	200.0	H	0.0	-3
2503.833333	46.92	---	68.20	21.28	500.0	100.0	H	0.0	0
2826.066667	---	37.71	54.00	16.29	500.0	100.0	H	309.0	1
3476.366667	50.01	---	68.20	18.19	500.0	200.0	H	315.0	4
3997.166667	---	41.34	54.00	12.66	500.0	100.0	V	122.0	6
6667.200000	51.91	---	68.20	16.29	500.0	200.0	H	170.0	10
7464.733333	---	44.78	54.00	9.22	500.0	100.0	H	12.0	11
7973.400000	54.03	---	68.20	14.17	500.0	100.0	H	331.0	12
7411.533333	---	48.17	54.00	5.83	500.0	200.0	V	320.0	11

Remark: 1. Correction Factor = Antenna factor+ Insertion loss (cable loss + amplifier gain)

This report shall not be reproduced except in full, without the written approval of TA Technology (Shanghai) Co., Ltd.

802.11a CH52

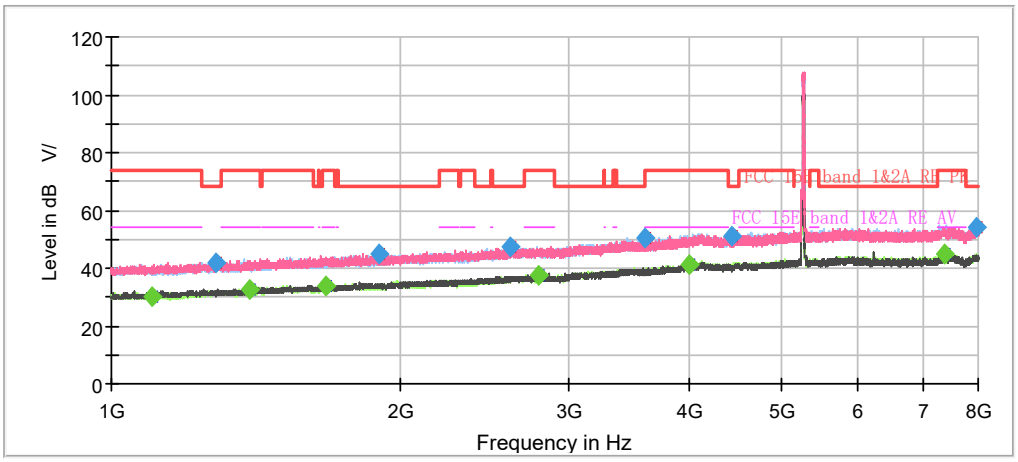

Note: The signal beyond the limit is carrier.

Radiates Emission from 1GHz to 8GHz

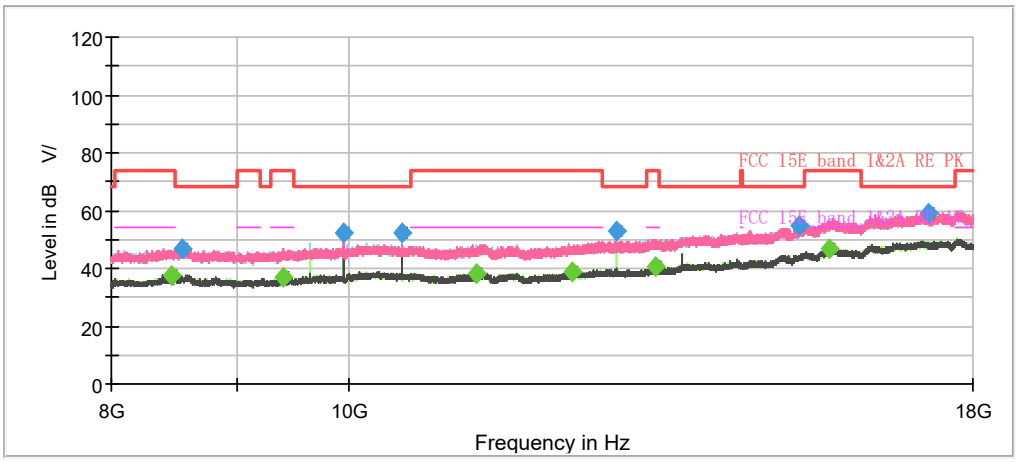

Radiates Emission from 8GHz to 18GHz

This report shall not be reproduced except in full, without the written approval of TA Technology (Shanghai) Co., Ltd.

Frequency (MHz)	Peak (dBuV/m)	Average (dBuV/m)	Limit (dBuV/m)	Margin (dB)	Meas. Time (ms)	Height (cm)	Polarization	Azimuth (deg)	Correct Factor (dB)
1102.433333	---	30.46	54.00	23.54	500.0	100.0	H	0.0	-8
1285.133333	41.91	---	68.20	26.29	500.0	200.0	V	0.0	-7
1391.300000	---	32.74	54.00	21.26	500.0	200.0	V	281.0	-6
1674.800000	---	33.93	54.00	20.07	500.0	200.0	V	261.0	-5
1904.400000	44.68	---	68.20	23.52	500.0	200.0	V	318.0	-4
2606.966667	47.56	---	68.20	20.64	500.0	200.0	V	192.0	0
2791.300000	---	37.83	54.00	16.17	500.0	100.0	V	229.0	1
3594.200000	50.46	---	68.20	17.74	500.0	100.0	H	3.0	4
3995.300000	---	41.14	54.00	12.86	500.0	100.0	H	215.0	6
4420.433333	50.97	---	68.20	17.23	500.0	200.0	H	71.0	7
7386.566667	---	44.79	54.00	9.21	500.0	200.0	H	0.0	11
7970.833333	54.29	---	68.20	13.91	500.0	200.0	V	158.0	12

Remark: 1. Correction Factor = Antenna factor+ Insertion loss (cable loss + amplifier gain)

This report shall not be reproduced except in full, without the written approval of TA Technology (Shanghai) Co., Ltd.

802.11a CH60

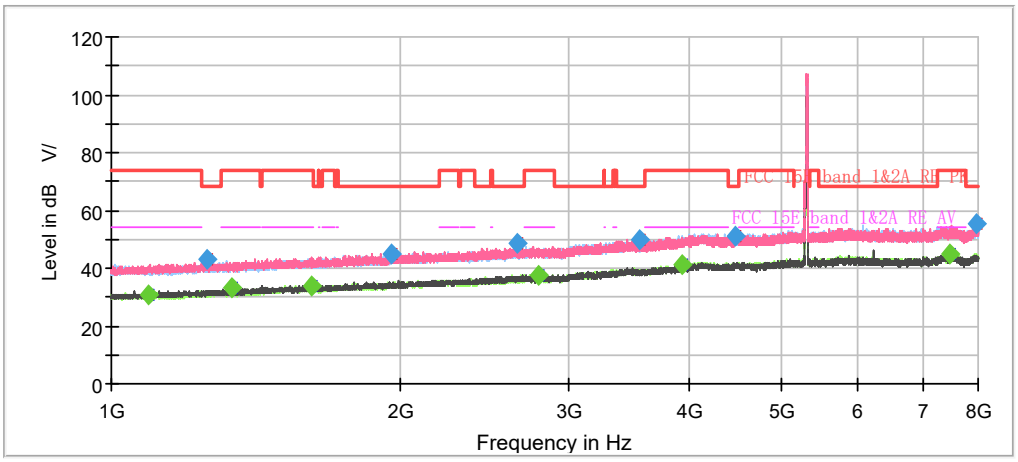

Note: The signal beyond the limit is carrier.

Radiates Emission from 1GHz to 8GHz

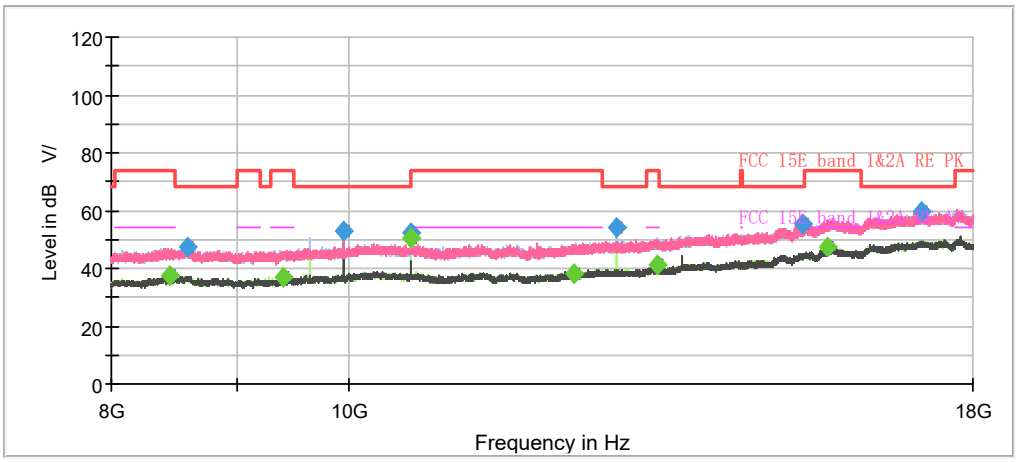

Radiates Emission from 8GHz to 18GHz

This report shall not be reproduced except in full, without the written approval of TA Technology (Shanghai) Co., Ltd.

Frequency (MHz)	Peak (dBuV/m)	Average (dBuV/m)	Limit (dBuV/m)	Margin (dB)	Meas. Time (ms)	Height (cm)	Polarization	Azimuth (deg)	Correct Factor (dB)
1091.933333	---	30.88	54.00	23.12	500.0	100.0	H	248.0	-8
1259.233333	42.81	---	68.20	25.39	500.0	100.0	H	206.0	-7
1333.200000	---	33.20	54.00	20.80	500.0	200.0	V	0.0	-7
1613.666667	---	34.03	54.00	19.97	500.0	100.0	V	26.0	-5
1957.133333	45.06	---	68.20	23.14	500.0	200.0	H	37.0	-3
2644.300000	48.58	---	68.20	19.62	500.0	200.0	V	289.0	0
2790.133333	---	37.81	54.00	16.19	500.0	200.0	H	51.0	1
3556.166667	49.78	---	68.20	18.42	500.0	100.0	V	331.0	4
3935.333333	---	41.15	54.00	12.85	500.0	200.0	H	9.0	6
4476.900000	51.17	---	68.20	17.03	500.0	100.0	H	74.0	7
7464.966667	---	44.98	54.00	9.02	500.0	100.0	H	145.0	11
7976.666667	55.39	---	68.20	12.81	500.0	200.0	V	165.0	12
10600.000000	---	50.28	54.00	3.72	500.0	200.0	H	156.0	5

Remark: 1. Correction Factor = Antenna factor+ Insertion loss (cable loss + amplifier gain)

This report shall not be reproduced except in full, without the written approval of TA Technology (Shanghai) Co., Ltd.

802.11a CH64

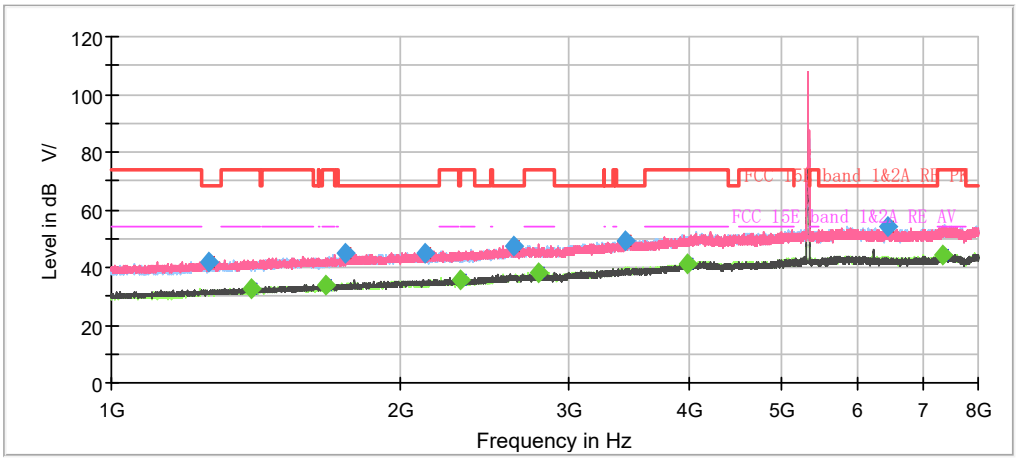

Note: The signal beyond the limit is carrier.

Radiates Emission from 1GHz to 8GHz

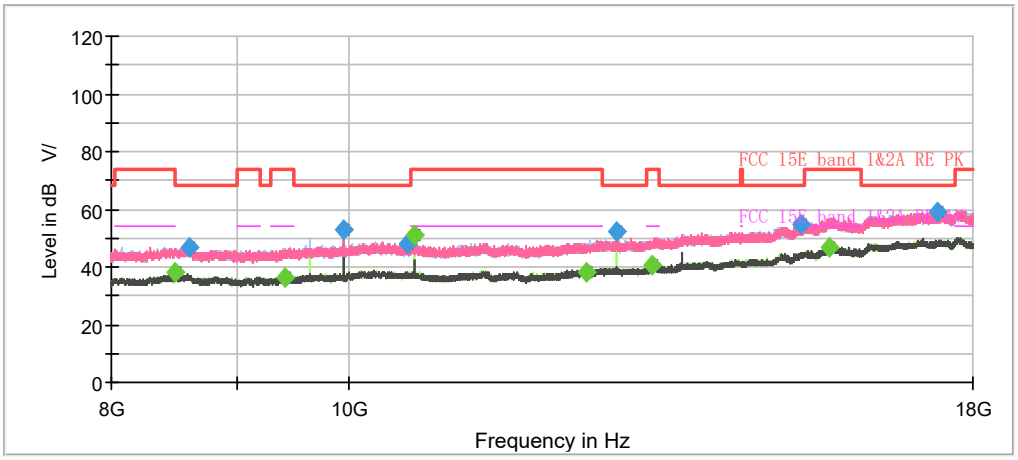

Radiates Emission from 8GHz to 18GHz

This report shall not be reproduced except in full, without the written approval of TA Technology (Shanghai) Co., Ltd.

Frequency (MHz)	Peak (dBuV/m)	Average (dBuV/m)	Limit (dBuV/m)	Margin (dB)	Meas. Time (ms)	Height (cm)	Polarization	Azimuth (deg)	Correct Factor (dB)
1263.200000	41.84	---	68.20	26.36	500.0	200.0	V	212.0	-7
1399.233333	---	32.81	54.00	21.19	500.0	100.0	V	0.0	-6
1675.266667	---	34.06	54.00	19.94	500.0	100.0	V	190.0	-5
1750.400000	44.72	---	68.20	23.48	500.0	100.0	H	327.0	-4
2120.233333	44.65	---	68.20	23.55	500.0	100.0	V	168.0	-2
2312.966667	---	35.55	54.00	18.45	500.0	100.0	V	30.0	-1
2626.333333	47.24	---	68.20	20.96	500.0	100.0	H	225.0	0
2788.266667	---	37.97	54.00	16.03	500.0	100.0	H	307.0	1
3438.800000	49.54	---	68.20	18.66	500.0	100.0	H	164.0	4
3985.033333	---	41.48	54.00	12.52	500.0	200.0	V	0.0	6
6432.933333	53.91	---	68.20	14.29	500.0	100.0	V	280.0	10
7343.633333	---	44.40	54.00	9.60	500.0	200.0	V	3.0	11
10640.000000	---	50.83	54.00	3.18	500.0	200.0	H	148.0	5

Remark: 1. Correction Factor = Antenna factor+ Insertion loss (cable loss + amplifier gain)

This report shall not be reproduced except in full, without the written approval of TA Technology (Shanghai) Co., Ltd.

802.11a CH100

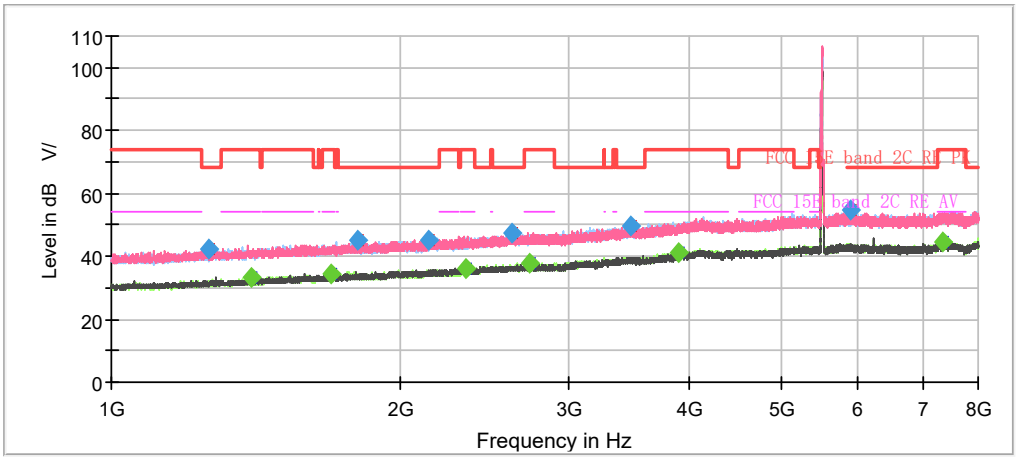

Note: The signal beyond the limit is carrier.

Radiates Emission from 1GHz to 8GHz

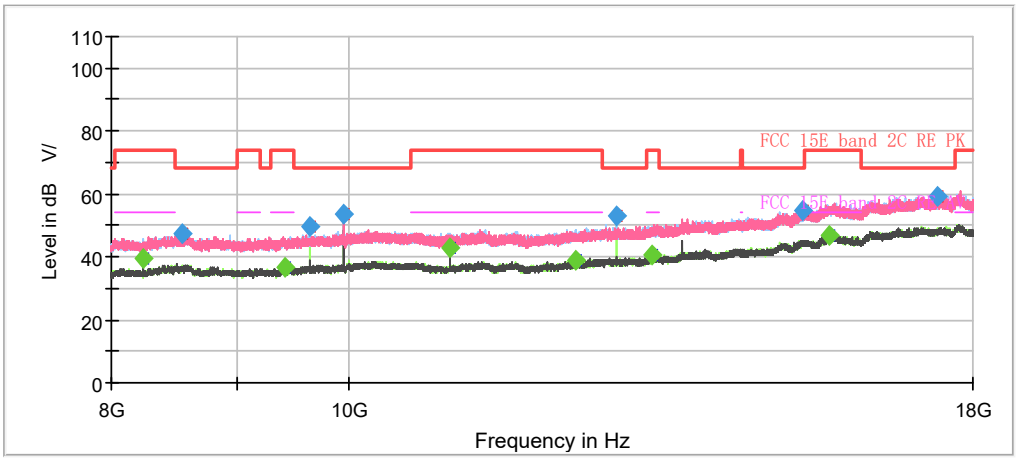

Radiates Emission from 8GHz to 18GHz

This report shall not be reproduced except in full, without the written approval of TA Technology (Shanghai) Co., Ltd.

Frequency (MHz)	Peak (dBuV/m)	Average (dBuV/m)	Limit (dBuV/m)	Margin (dB)	Meas. Time (ms)	Height (cm)	Polarization	Azimuth (deg)	Correct Factor (dB)
1261.100000	42.04	---	68.20	26.16	500.0	100.0	H	337.0	-7
1398.533333	---	33.03	54.00	20.97	500.0	100.0	V	196.0	-6
1696.500000	---	34.33	54.00	19.67	500.0	100.0	H	185.0	-5
1808.733333	45.19	---	68.20	23.01	500.0	200.0	V	350.0	-4
2144.033333	45.06	---	68.20	23.14	500.0	100.0	V	52.0	-2
2336.300000	---	35.83	54.00	18.17	500.0	100.0	V	231.0	-1
2613.266667	47.46	---	68.20	20.74	500.0	100.0	H	0.0	0
2722.700000	---	37.86	54.00	16.14	500.0	100.0	H	157.0	1
3474.966667	49.50	---	68.20	18.70	500.0	200.0	V	302.0	4
3903.133333	---	41.25	54.00	12.75	500.0	200.0	V	220.0	6
5891.366667	54.46	---	68.20	13.74	500.0	200.0	H	13.0	10
7359.966667	---	44.61	54.00	9.39	500.0	200.0	V	0.0	11

Remark: 1. Correction Factor = Antenna factor+ Insertion loss (cable loss + amplifier gain)

This report shall not be reproduced except in full, without the written approval of TA Technology (Shanghai) Co., Ltd.

802.11a CH116

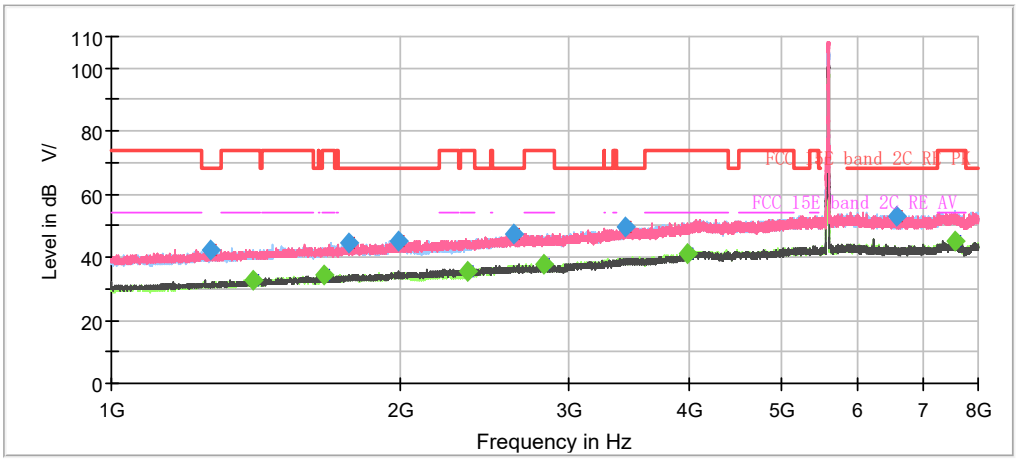

Note: The signal beyond the limit is carrier.

Radiates Emission from 1GHz to 8GHz

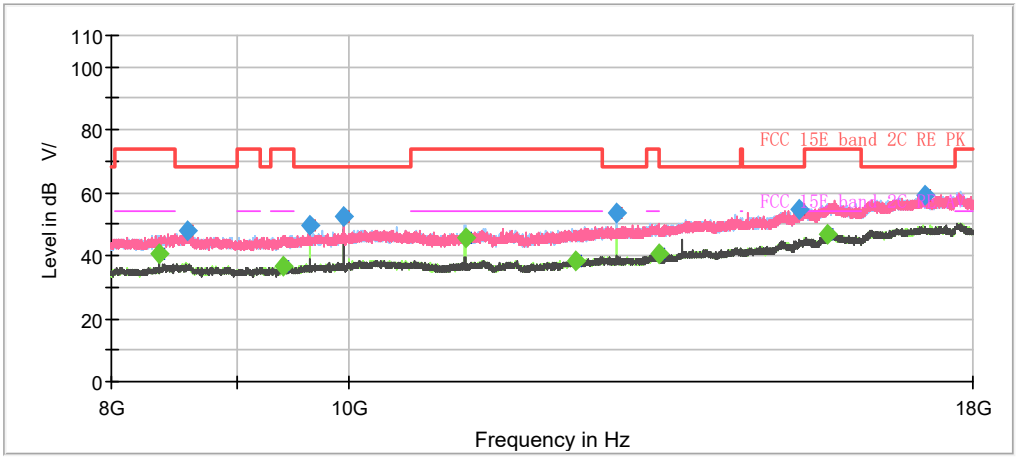

Radiates Emission from 8GHz to 18GHz

This report shall not be reproduced except in full, without the written approval of TA Technology (Shanghai) Co., Ltd.

Frequency (MHz)	Peak (dBuV/m)	Average (dBuV/m)	Limit (dBuV/m)	Margin (dB)	Meas. Time (ms)	Height (cm)	Polarization	Azimuth (deg)	Correct Factor (dB)
1269.500000	42.26	---	68.20	25.94	500.0	100.0	H	302.0	-7
1404.833333	---	32.86	54.00	21.14	500.0	100.0	V	35.0	-6
1668.266667	---	34.22	54.00	19.78	500.0	100.0	V	0.0	-5
1771.633333	44.43	---	68.20	23.77	500.0	100.0	H	180.0	-4
1990.033333	45.08	---	68.20	23.12	500.0	200.0	H	3.0	-3
2348.666667	---	35.26	54.00	18.74	500.0	100.0	V	76.0	-1
2627.500000	47.55	---	68.20	20.65	500.0	200.0	H	132.0	0
2824.666667	---	37.74	54.00	16.26	500.0	200.0	H	235.0	1
3429.466667	49.59	---	68.20	18.61	500.0	200.0	H	242.0	4
3990.633333	---	41.36	54.00	12.64	500.0	200.0	H	321.0	6
6586.700000	52.95	---	68.20	15.25	500.0	200.0	H	342.0	10
7581.633333	---	45.01	54.00	8.99	500.0	100.0	H	343.0	11

Remark: 1. Correction Factor = Antenna factor+ Insertion loss (cable loss + amplifier gain)

This report shall not be reproduced except in full, without the written approval of TA Technology (Shanghai) Co., Ltd.

802.11a CH140

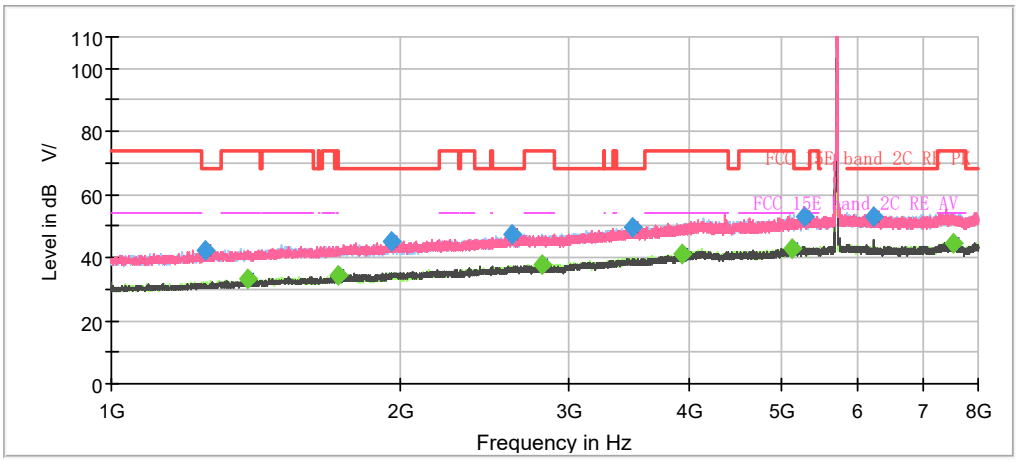

Note: The signal beyond the limit is carrier.

Radiates Emission from 1GHz to 8GHz

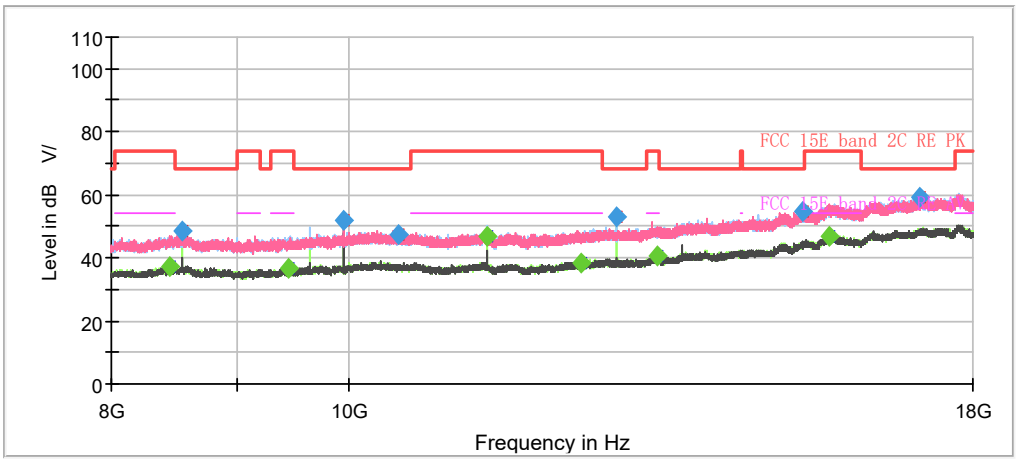

Radiates Emission from 8GHz to 18GHz

This report shall not be reproduced except in full, without the written approval of TA Technology (Shanghai) Co., Ltd.

Frequency (MHz)	Peak (dBuV/m)	Average (dBuV/m)	Limit (dBuV/m)	Margin (dB)	Meas. Time (ms)	Height (cm)	Polarization	Azimuth (deg)	Correct Factor (dB)
1251.766667	42.25	---	68.20	25.95	500.0	200.0	H	87.0	-7
1387.800000	---	33.16	54.00	20.84	500.0	100.0	V	48.0	-6
1721.000000	---	34.17	54.00	19.83	500.0	100.0	H	312.0	-4
1954.566667	45.11	---	68.20	23.09	500.0	100.0	V	14.0	-3
2610.700000	47.33	---	68.20	20.87	500.0	100.0	H	111.0	0
2806.933333	---	37.71	54.00	16.29	500.0	100.0	H	3.0	1
3485.233333	49.69	---	68.20	18.51	500.0	200.0	V	328.0	4
3924.833333	---	41.45	54.00	12.55	500.0	200.0	H	3.0	6
5123.466667	---	43.09	54.00	10.91	500.0	100.0	V	62.0	9
5267.200000	52.89	---	68.20	15.31	500.0	100.0	V	186.0	9
6223.400000	53.29	---	68.20	14.91	500.0	200.0	V	38.0	10
7525.866667	---	44.73	54.00	9.27	500.0	100.0	H	96.0	11

Remark: 1. Correction Factor = Antenna factor+ Insertion loss (cable loss + amplifier gain)

This report shall not be reproduced except in full, without the written approval of TA Technology (Shanghai) Co., Ltd.

802.11a CH144

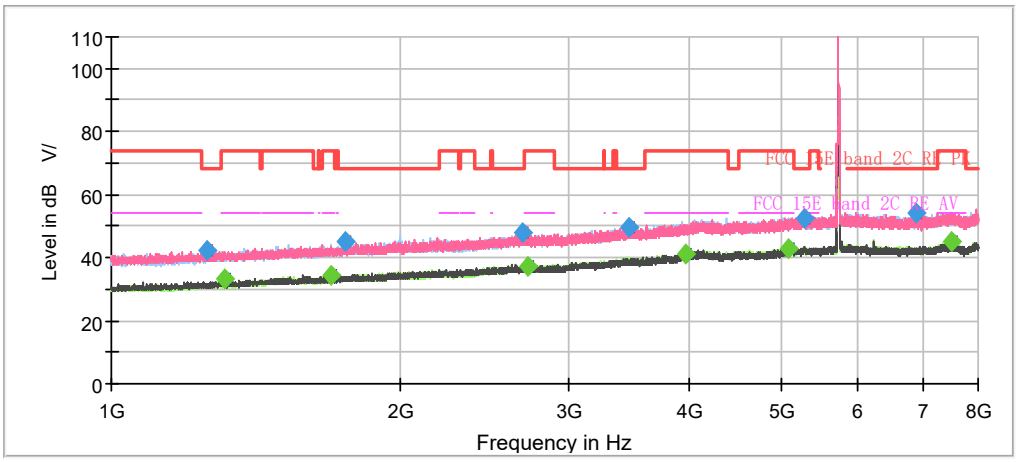

Note: The signal beyond the limit is carrier.

Radiates Emission from 1GHz to 8GHz

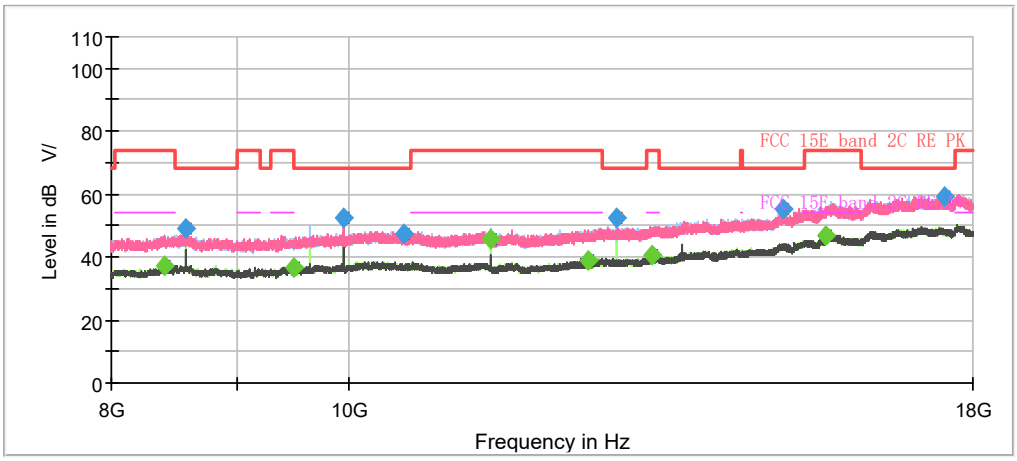

Radiates Emission from 8GHz to 18GHz

This report shall not be reproduced except in full, without the written approval of TA Technology (Shanghai) Co., Ltd.

Frequency (MHz)	Peak (dBuV/m)	Average (dBuV/m)	Limit (dBuV/m)	Margin (dB)	Meas. Time (ms)	Height (cm)	Polarization	Azimuth (deg)	Correct Factor (dB)
1255.500000	42.42	---	68.20	25.78	500.0	100.0	H	308.0	-7
1313.833333	---	33.03	54.00	20.97	500.0	100.0	V	270.0	-7
1697.666667	---	34.27	54.00	19.73	500.0	200.0	V	0.0	-5
1756.000000	45.11	---	68.20	23.09	500.0	200.0	H	1.0	-4
2676.500000	47.80	---	68.20	20.40	500.0	100.0	H	232.0	0
2715.466667	---	37.46	54.00	16.54	500.0	100.0	H	136.0	1
3460.500000	49.84	---	68.20	18.36	500.0	100.0	H	170.0	4
3968.700000	---	41.18	54.00	12.82	500.0	100.0	H	136.0	6
5079.833333	---	43.11	54.00	10.89	500.0	200.0	V	346.0	9
5275.600000	52.49	---	68.20	15.71	500.0	200.0	V	255.0	9
6883.266667	53.90	---	68.20	14.30	500.0	100.0	H	239.0	11
7517.000000	---	44.95	54.00	9.05	500.0	200.0	V	346.0	11

Remark: 1. Correction Factor = Antenna factor+ Insertion loss (cable loss + amplifier gain)

This report shall not be reproduced except in full, without the written approval of TA Technology (Shanghai) Co., Ltd.

802.11a CH149

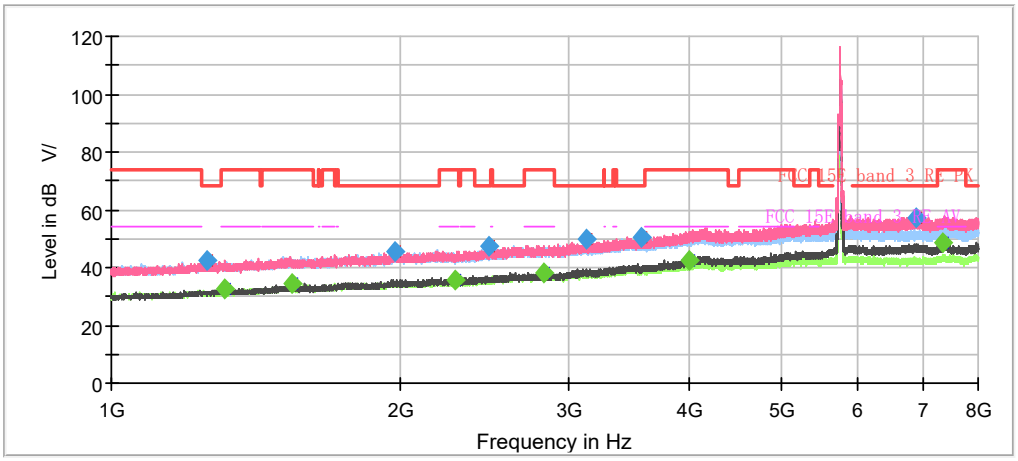

Note: The signal beyond the limit is carrier.

Radiates Emission from 1GHz to 8GHz

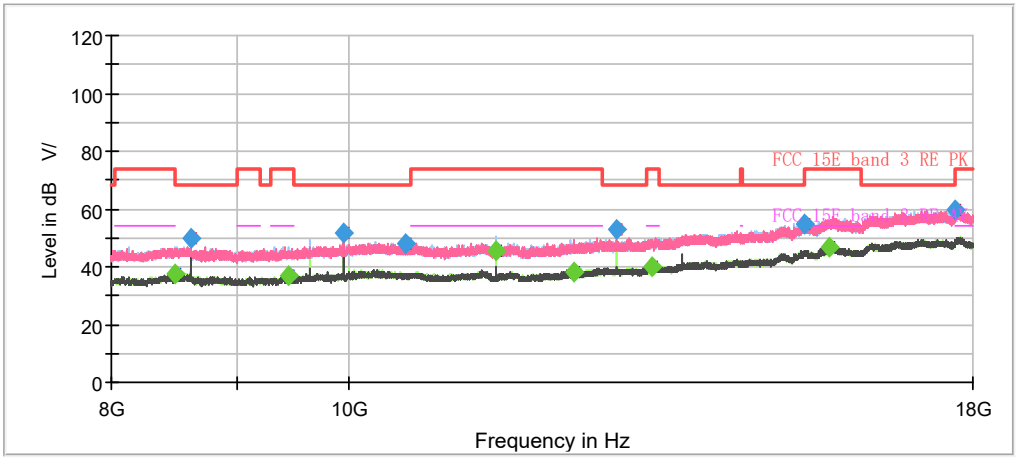

Radiates Emission from 8GHz to 18GHz

This report shall not be reproduced except in full, without the written approval of TA Technology (Shanghai) Co., Ltd.

Frequency (MHz)	Peak (dBuV/m)	Average (dBuV/m)	Limit (dBuV/m)	Margin (dB)	Meas. Time (ms)	Height (cm)	Polarization	Azimuth (deg)	Correct Factor (dB)
1260.633333	42.43	---	68.20	25.77	500.0	100.0	V	0.0	-7
1312.433333	---	32.79	54.00	21.21	500.0	200.0	V	342.0	-7
1540.166667	---	34.41	54.00	19.59	500.0	200.0	V	85.0	-5
1975.566667	45.62	---	68.20	22.58	500.0	200.0	V	336.0	-3
2284.500000	---	35.66	54.00	18.34	500.0	200.0	H	287.0	-2
2468.833333	47.31	---	68.20	20.89	500.0	200.0	V	349.0	-1
2817.900000	---	38.23	54.00	15.77	500.0	200.0	H	58.0	1
3120.300000	49.63	---	68.20	18.57	500.0	200.0	V	165.0	2
3564.566667	50.70	---	68.20	17.50	500.0	200.0	V	194.0	4
3992.033333	---	42.70	54.00	11.30	500.0	200.0	V	258.0	6
6906.600000	57.49	---	68.20	10.71	500.0	200.0	V	272.0	11
7359.500000	---	48.59	54.00	5.41	500.0	200.0	V	179.0	11

Remark: 1. Correction Factor = Antenna factor+ Insertion loss (cable loss + amplifier gain)

This report shall not be reproduced except in full, without the written approval of TA Technology (Shanghai) Co., Ltd.

802.11a CH157

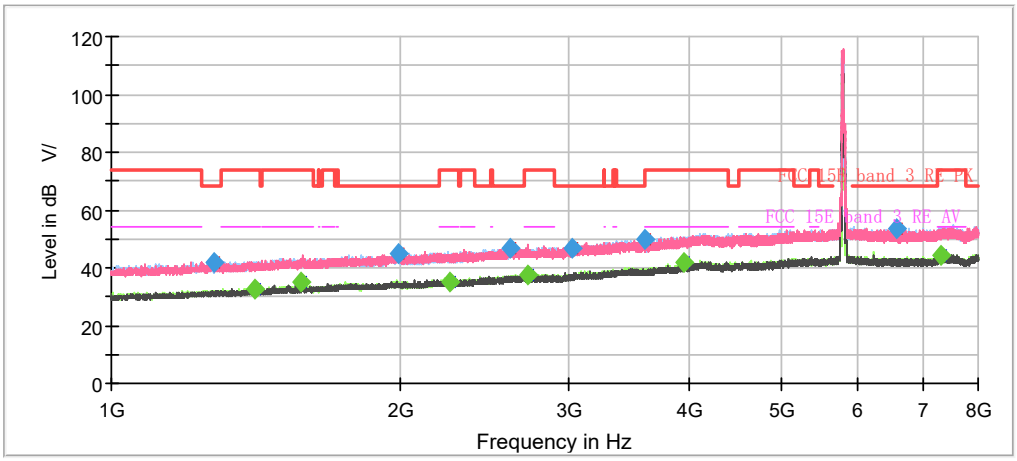

Note: The signal beyond the limit is carrier.
Radiates Emission from 1GHz to 8GHz

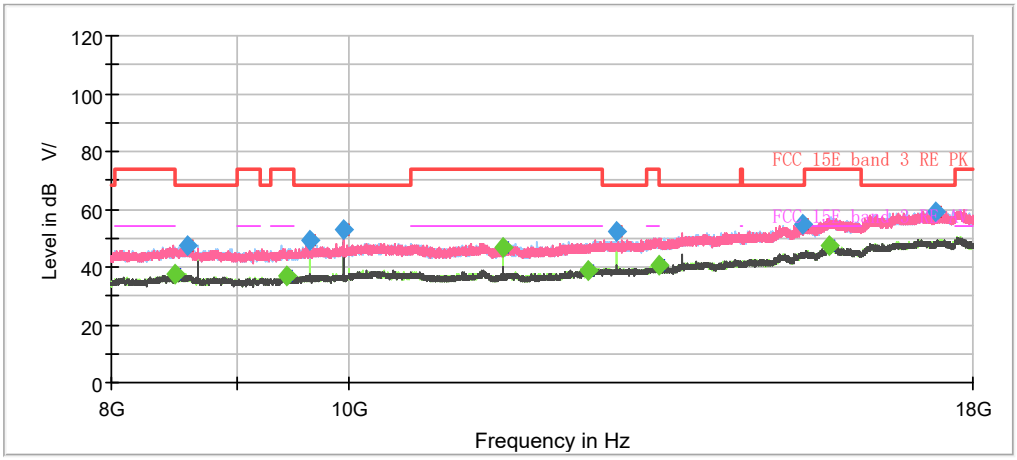

Radiates Emission from 8GHz to 18GHz

This report shall not be reproduced except in full, without the written approval of TA Technology (Shanghai) Co., Ltd.

Frequency (MHz)	Peak (dBuV/m)	Average (dBuV/m)	Limit (dBuV/m)	Margin (dB)	Meas. Time (ms)	Height (cm)	Polarization	Azimuth (deg)	Correct Factor (dB)
1277.200000	42.05	---	68.20	26.15	500.0	100.0	V	89.0	-7
1412.066667	---	32.65	54.00	21.35	500.0	200.0	H	106.0	-6
1579.133333	---	35.27	54.00	18.73	500.0	200.0	V	108.0	-5
1990.500000	44.71	---	68.20	23.49	500.0	100.0	H	282.0	-3
2256.733333	---	34.98	54.00	19.02	500.0	200.0	H	15.0	-2
2608.366667	46.91	---	68.20	21.29	500.0	100.0	H	275.0	0
2714.066667	---	37.47	54.00	16.53	500.0	100.0	H	157.0	1
3015.766667	46.93	---	68.20	21.27	500.0	100.0	H	275.0	2
3589.066667	49.99	---	68.20	18.21	500.0	100.0	V	172.0	4
3956.566667	---	41.94	54.00	12.06	500.0	100.0	H	185.0	6
6585.766667	53.29	---	68.20	14.91	500.0	100.0	V	158.0	10
7326.833333	---	44.31	54.00	9.69	500.0	100.0	H	213.0	11

Remark: 1. Correction Factor = Antenna factor+ Insertion loss (cable loss + amplifier gain)

This report shall not be reproduced except in full, without the written approval of TA Technology (Shanghai) Co., Ltd.

802.11a CH165

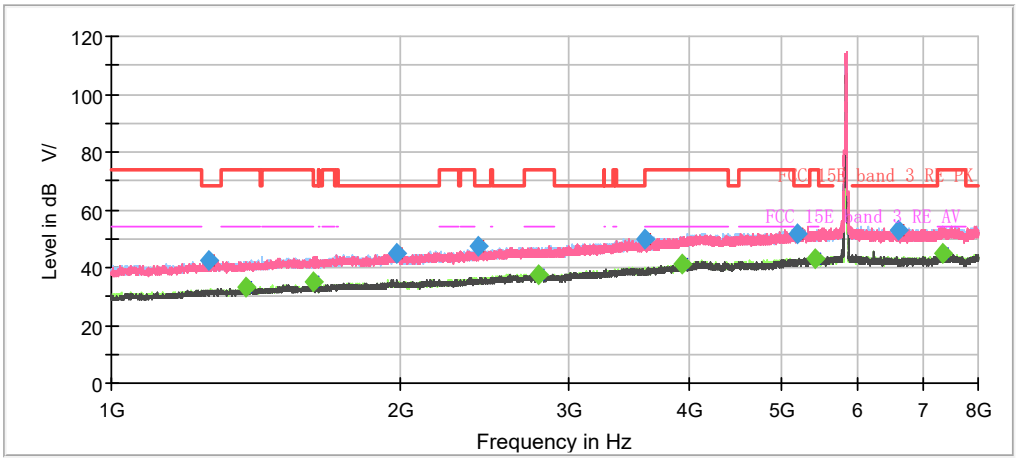

Note: The signal beyond the limit is carrier.

Radiates Emission from 1GHz to 8GHz

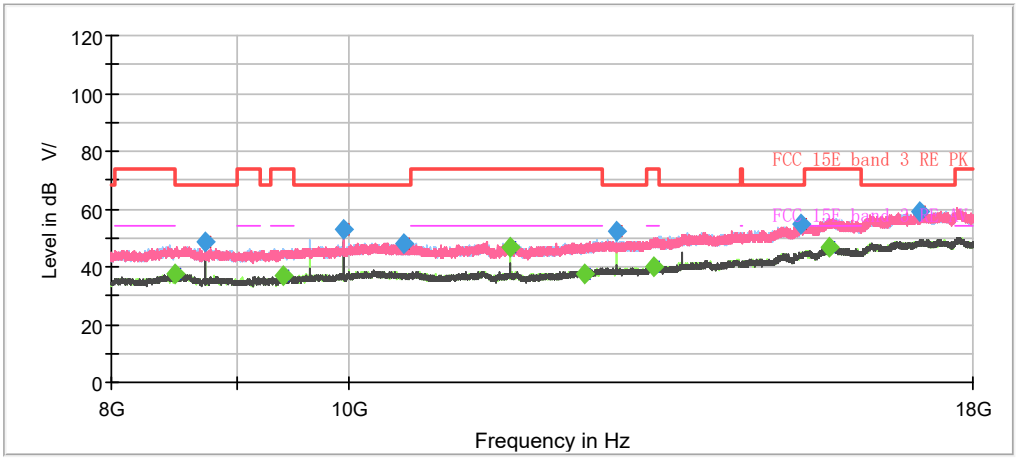

Radiates Emission from 8GHz to 18GHz

This report shall not be reproduced except in full, without the written approval of TA Technology (Shanghai) Co., Ltd.

Frequency (MHz)	Peak (dBuV/m)	Average (dBuV/m)	Limit (dBuV/m)	Margin (dB)	Meas. Time (ms)	Height (cm)	Polarization	Azimuth (deg)	Correct Factor (dB)
1265.533333	42.49	---	68.20	25.71	500.0	200.0	H	181.0	-7
1384.300000	---	33.05	54.00	20.95	500.0	100.0	V	359.0	-6
1621.366667	---	35.23	54.00	18.77	500.0	200.0	V	108.0	-5
1981.866667	44.77	---	68.20	23.43	500.0	200.0	V	288.0	-3
2413.533333	47.18	---	68.20	21.02	500.0	100.0	V	131.0	-1
2788.500000	---	37.50	54.00	16.50	500.0	200.0	V	135.0	1
3591.866667	50.15	---	68.20	18.05	500.0	100.0	V	39.0	4
3939.300000	---	41.43	54.00	12.57	500.0	100.0	H	173.0	6
5179.233333	51.75	---	68.20	16.45	500.0	100.0	V	117.0	9
5415.833333	---	43.29	54.00	10.71	500.0	200.0	H	119.0	9
6605.833333	52.73	---	68.20	15.47	500.0	100.0	V	268.0	10
7348.533333	---	45.00	54.00	9.00	500.0	100.0	H	291.0	11

Remark: 1. Correction Factor = Antenna factor+ Insertion loss (cable loss + amplifier gain)

This report shall not be reproduced except in full, without the written approval of TA Technology (Shanghai) Co., Ltd.

802.11n (HT20) CH36

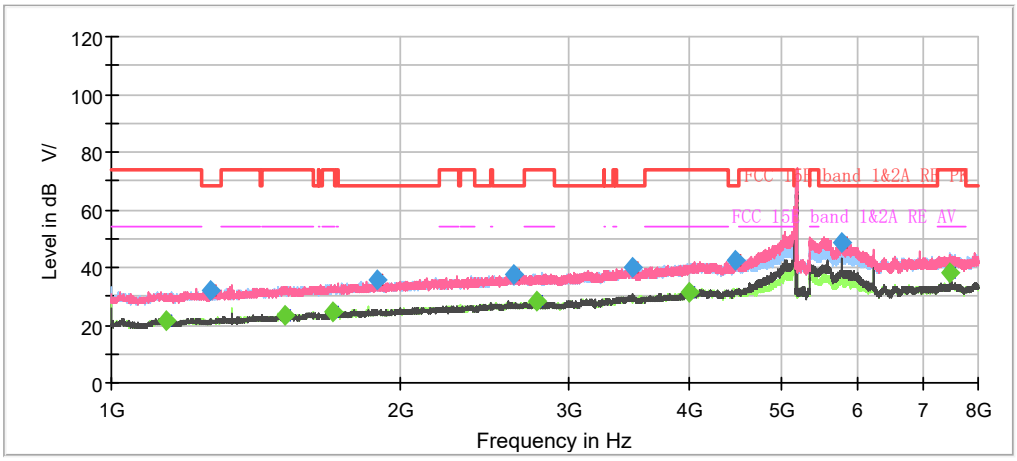

Note: The signal beyond the limit is carrier.

Radiates Emission from 1GHz to 8GHz

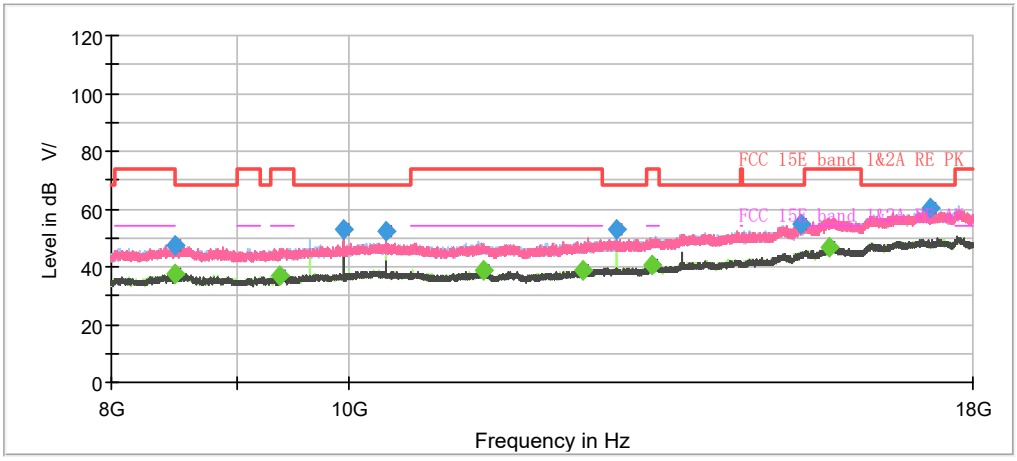

Radiates Emission from 8GHz to 18GHz

This report shall not be reproduced except in full, without the written approval of TA Technology (Shanghai) Co., Ltd.

Frequency (MHz)	Peak (dBuV/m)	Average (dBuV/m)	Limit (dBuV/m)	Margin (dB)	Meas. Time (ms)	Height (cm)	Polarization	Azimuth (deg)	Correct Factor (dB)
1142.333333	---	21.39	54.00	32.61	500.0	100.0	H	1.0	-18
1269.033333	31.93	---	68.20	36.27	500.0	100.0	H	119.0	-17
1519.866667	---	23.36	54.00	30.64	500.0	100.0	V	213.0	-15
1701.400000	---	24.38	54.00	29.62	500.0	200.0	V	8.0	-15
1889.933333	35.99	---	68.20	32.21	500.0	100.0	V	297.0	-14
2622.600000	37.69	---	68.20	30.51	500.0	100.0	H	49.0	-10
2772.400000	---	28.39	54.00	25.61	500.0	200.0	H	228.0	-9
3490.600000	39.71	---	68.20	28.49	500.0	100.0	H	265.0	-6
3998.333333	---	31.46	54.00	22.54	500.0	100.0	H	119.0	-4
4467.566667	42.21	---	68.20	25.99	500.0	200.0	V	0.0	-3
5760.000000	48.70	---	68.20	19.50	500.0	200.0	V	129.0	0
7464.733333	---	38.40	54.00	15.60	500.0	100.0	H	103.0	1

Remark: 1. Correction Factor = Antenna factor+ Insertion loss (cable loss + amplifier gain)

This report shall not be reproduced except in full, without the written approval of TA Technology (Shanghai) Co., Ltd.

802.11n (HT20) CH40

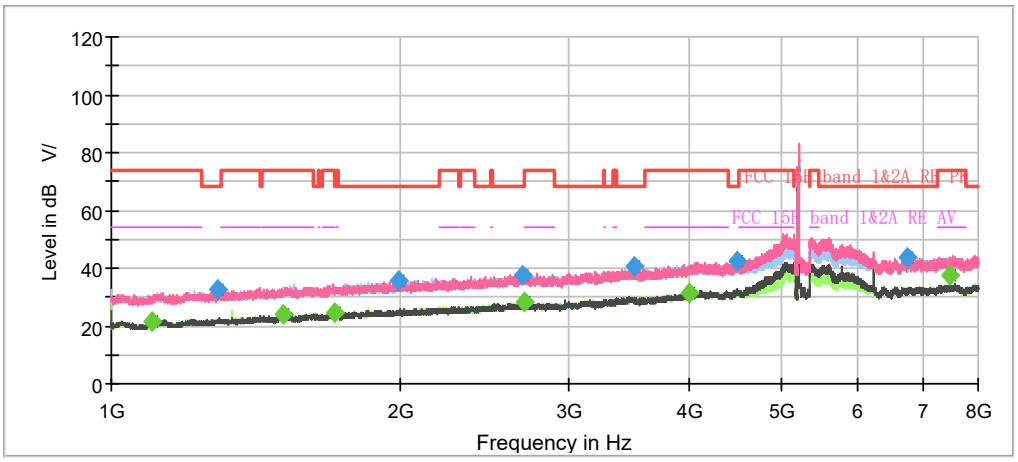

Note: The signal beyond the limit is carrier.

Radiates Emission from 1GHz to 8GHz

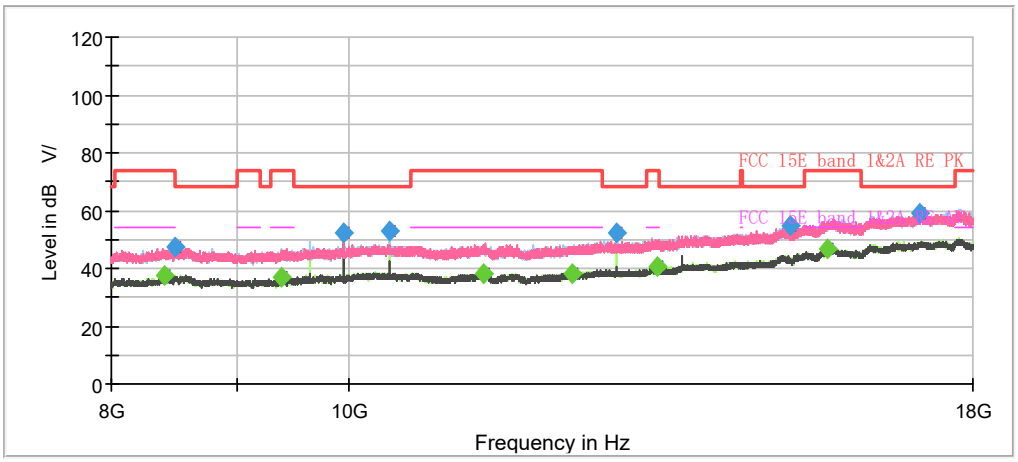

Radiates Emission from 8GHz to 18GHz

This report shall not be reproduced except in full, without the written approval of TA Technology (Shanghai) Co., Ltd.

Frequency (MHz)	Peak (dBuV/m)	Average (dBuV/m)	Limit (dBuV/m)	Margin (dB)	Meas. Time (ms)	Height (cm)	Polarization	Azimuth (deg)	Correct Factor (dB)
1104.533333	---	21.45	54.00	32.55	500.0	200.0	H	267.0	-18
1290.266667	32.32	---	68.20	35.88	500.0	100.0	V	0.0	-17
1510.533333	---	24.24	54.00	29.76	500.0	200.0	V	75.0	-16
1706.533333	---	24.32	54.00	29.68	500.0	200.0	H	136.0	-15
1992.366667	35.57	---	68.20	32.63	500.0	100.0	H	6.0	-13
2679.300000	37.61	---	68.20	30.59	500.0	200.0	H	247.0	-10
2694.000000	---	28.28	54.00	25.72	500.0	100.0	H	272.0	-9
3500.400000	40.49	---	68.20	27.71	500.0	200.0	H	239.0	-6
3995.533333	---	31.30	54.00	22.70	500.0	200.0	H	7.0	-4
4482.966667	42.16	---	68.20	26.04	500.0	100.0	V	243.0	-3
6753.300000	43.49	---	68.20	24.71	500.0	200.0	H	336.0	0
7464.733333	---	37.77	54.00	16.23	500.0	100.0	H	82.0	1

Remark: 1. Correction Factor = Antenna factor+ Insertion loss (cable loss + amplifier gain)

This report shall not be reproduced except in full, without the written approval of TA Technology (Shanghai) Co., Ltd.

802.11n (HT20) CH48

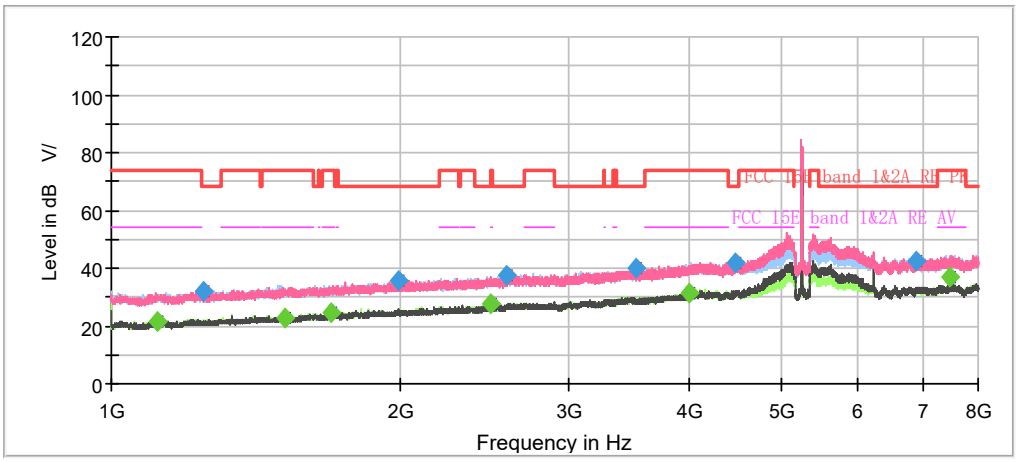

Note: The signal beyond the limit is carrier.

Radiates Emission from 1GHz to 8GHz

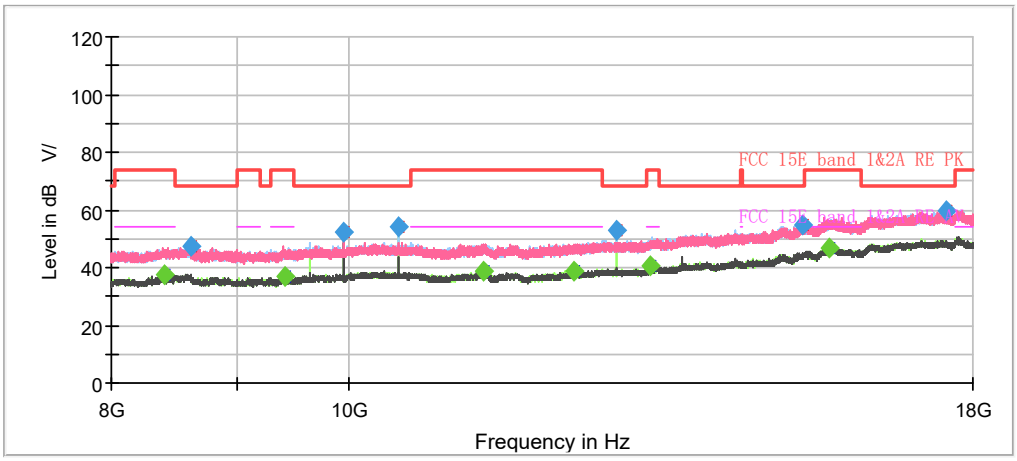

Radiates Emission from 8GHz to 18GHz

This report shall not be reproduced except in full, without the written approval of TA Technology (Shanghai) Co., Ltd.

Frequency (MHz)	Peak (dBuV/m)	Average (dBuV/m)	Limit (dBuV/m)	Margin (dB)	Meas. Time (ms)	Height (cm)	Polarization	Azimuth (deg)	Correct Factor (dB)
1115.500000	---	21.72	54.00	32.28	500.0	200.0	H	160.0	-18
1247.100000	32.12	---	68.20	36.08	500.0	100.0	V	303.0	-17
1519.633333	---	22.87	54.00	31.13	500.0	200.0	H	239.0	-15
1695.800000	---	24.41	54.00	29.59	500.0	200.0	H	190.0	-15
1993.533333	35.48	---	68.20	32.72	500.0	200.0	H	314.0	-13
2488.200000	---	27.82	54.00	26.18	500.0	200.0	H	160.0	-10
2576.866667	37.32	---	68.20	30.88	500.0	200.0	H	132.0	-10
3517.666667	40.22	---	68.20	27.98	500.0	200.0	H	307.0	-6
3999.266667	---	31.37	54.00	22.63	500.0	200.0	V	302.0	-4
4467.800000	41.94	---	68.20	26.26	500.0	100.0	H	343.0	-3
6889.566667	42.56	---	68.20	25.64	500.0	100.0	H	125.0	1
7464.733333	---	37.23	54.00	16.77	500.0	100.0	H	105.0	1

Remark: 1. Correction Factor = Antenna factor+ Insertion loss (cable loss + amplifier gain)

This report shall not be reproduced except in full, without the written approval of TA Technology (Shanghai) Co., Ltd.

802.11n (HT20) CH52

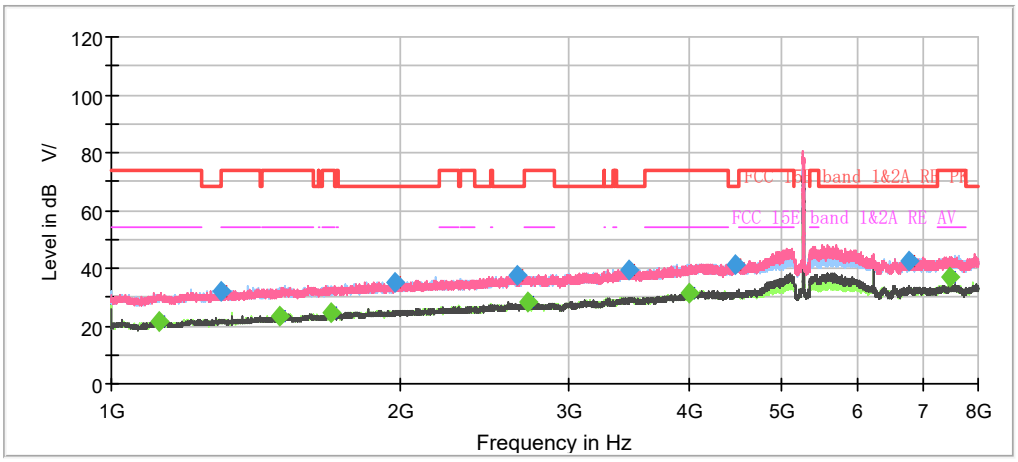

Note: The signal beyond the limit is carrier.

Radiates Emission from 1GHz to 8GHz

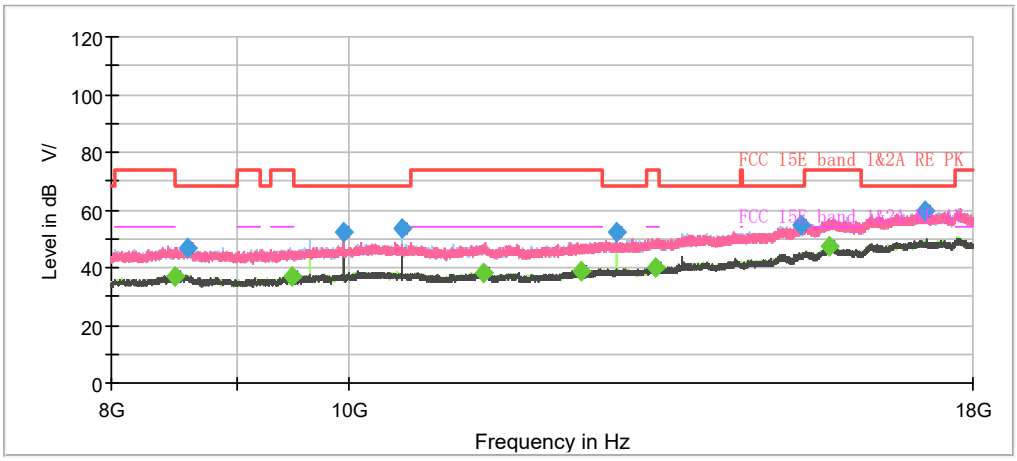

Radiates Emission from 8GHz to 18GHz

This report shall not be reproduced except in full, without the written approval of TA Technology (Shanghai) Co., Ltd.

Frequency (MHz)	Peak (dBuV/m)	Average (dBuV/m)	Limit (dBuV/m)	Margin (dB)	Meas. Time (ms)	Height (cm)	Polarization	Azimuth (deg)	Correct Factor (dB)
1121.800000	---	21.45	54.00	32.55	500.0	100.0	V	332.0	-18
1299.133333	32.10	---	68.20	36.10	500.0	200.0	H	144.0	-17
1499.100000	---	23.36	54.00	30.64	500.0	200.0	V	357.0	-16
1694.633333	---	24.41	54.00	29.59	500.0	200.0	V	22.0	-15
1975.100000	35.26	---	68.20	32.94	500.0	100.0	V	194.0	-13
2652.466667	37.24	---	68.20	30.97	500.0	100.0	V	179.0	-10
2721.533333	---	28.58	54.00	25.42	500.0	100.0	V	201.0	-9
3464.466667	39.57	---	68.20	28.63	500.0	200.0	H	237.0	-6
3997.633333	---	31.65	54.00	22.35	500.0	100.0	V	291.0	-4
4458.933333	41.42	---	68.20	26.78	500.0	100.0	H	131.0	-3
6791.333333	42.65	---	68.20	25.55	500.0	200.0	H	306.0	0
7464.733333	---	36.83	54.00	17.17	500.0	100.0	V	201.0	1

Remark: 1. Correction Factor = Antenna factor+ Insertion loss (cable loss + amplifier gain)

This report shall not be reproduced except in full, without the written approval of TA Technology (Shanghai) Co., Ltd.

802.11n (HT20) CH60

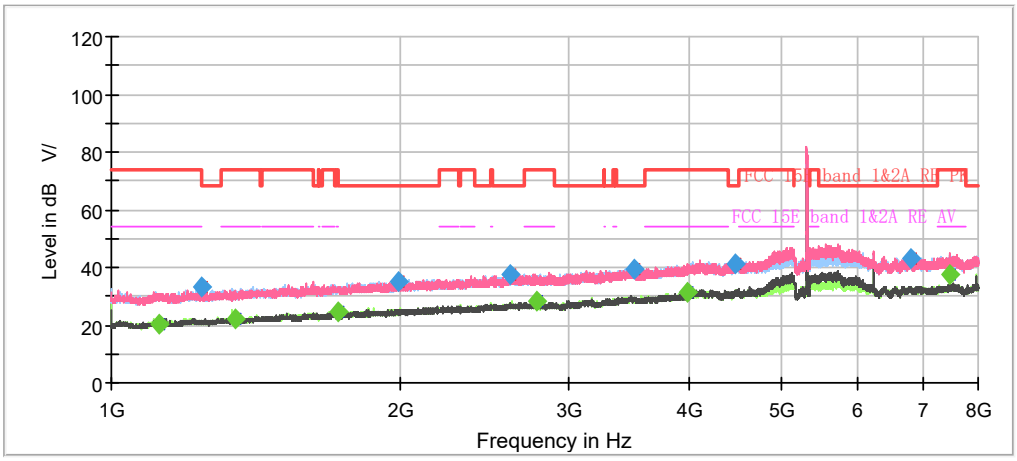

Note: The signal beyond the limit is carrier.

Radiates Emission from 1GHz to 8GHz

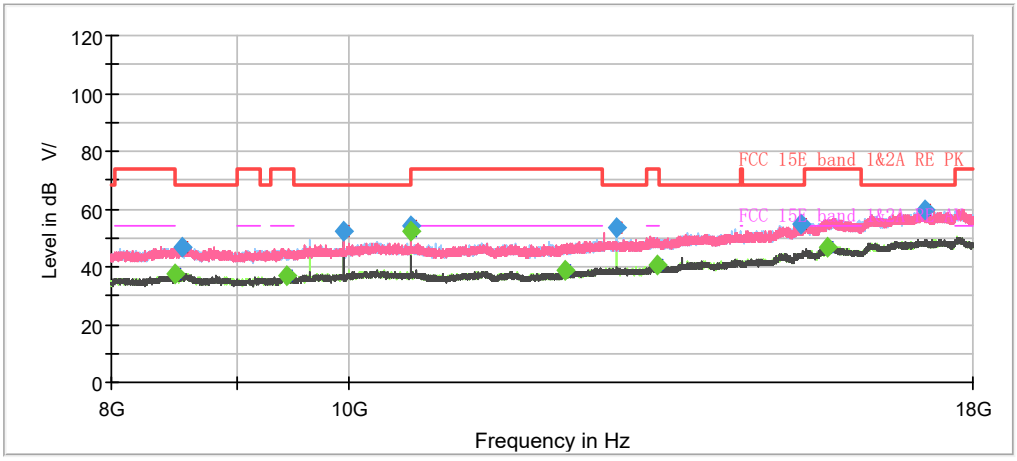

Radiates Emission from 8GHz to 18GHz

This report shall not be reproduced except in full, without the written approval of TA Technology (Shanghai) Co., Ltd.

Frequency (MHz)	Peak (dBuV/m)	Average (dBuV/m)	Limit (dBuV/m)	Margin (dB)	Meas. Time (ms)	Height (cm)	Polarization	Azimuth (deg)	Correct Factor (dB)
1119.700000	---	20.48	54.00	33.52	500.0	100.0	H	102.0	-18
1241.266667	33.14	---	68.20	35.06	500.0	200.0	V	343.0	-17
1349.533333	---	22.07	54.00	31.93	500.0	200.0	V	20.0	-17
1720.533333	---	24.72	54.00	29.28	500.0	200.0	V	84.0	-14
1992.833333	34.88	---	68.20	33.32	500.0	100.0	H	151.0	-13
2605.800000	37.43	---	68.20	30.77	500.0	200.0	H	334.0	-10
2774.500000	---	28.27	54.00	25.73	500.0	200.0	H	173.0	-9
3499.933333	39.60	---	68.20	28.60	500.0	100.0	V	195.0	-6
3989.700000	---	31.29	54.00	22.71	500.0	200.0	V	54.0	-4
4470.600000	41.20	---	68.20	27.00	500.0	200.0	V	40.0	-3
6805.100000	42.88	---	68.20	25.32	500.0	100.0	V	244.0	0
7464.966667	---	37.62	54.00	16.38	500.0	200.0	V	146.0	1
10600.000000	---	52.17	54.00	1.83	500.0	200.0	H	159.0	5

Remark: 1. Correction Factor = Antenna factor+ Insertion loss (cable loss + amplifier gain)

This report shall not be reproduced except in full, without the written approval of TA Technology (Shanghai) Co., Ltd.

802.11n (HT20) CH64

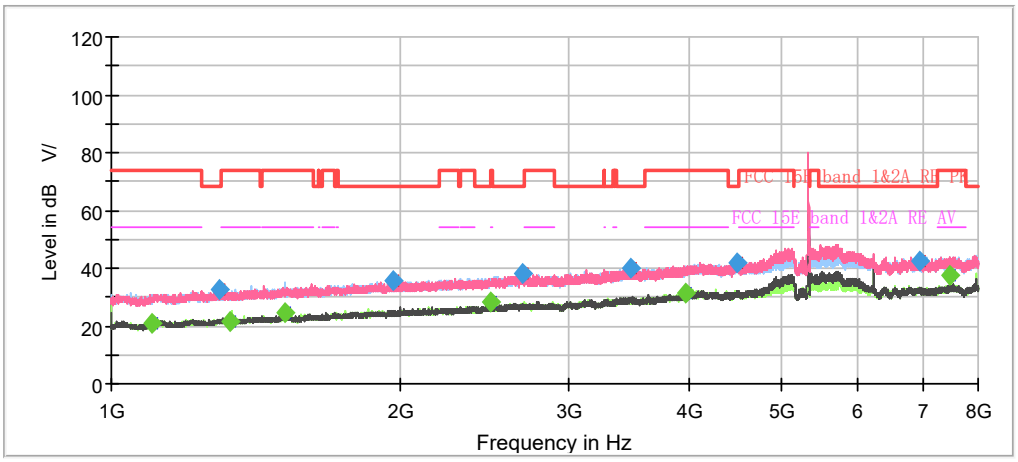

Note: The signal beyond the limit is carrier.

Radiates Emission from 1GHz to 8GHz

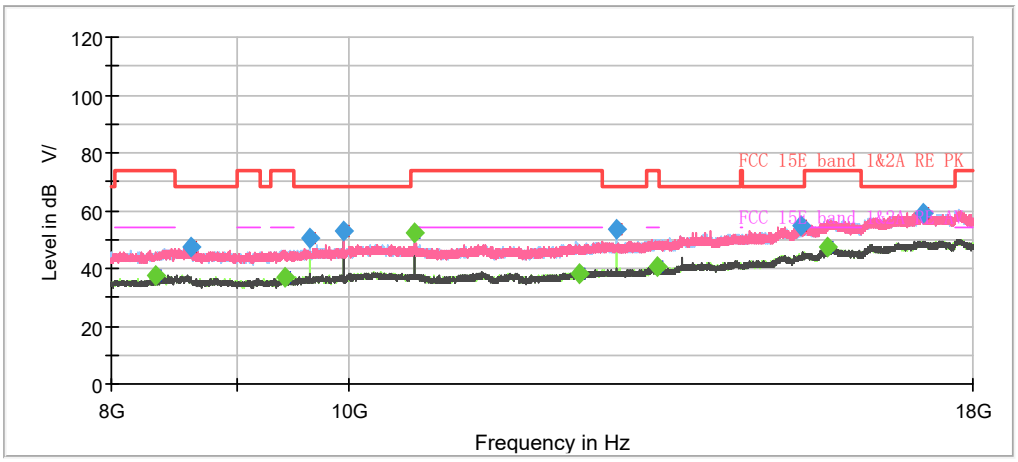

Radiates Emission from 8GHz to 18GHz

This report shall not be reproduced except in full, without the written approval of TA Technology (Shanghai) Co., Ltd.

Frequency (MHz)	Peak (dBuV/m)	Average (dBuV/m)	Limit (dBuV/m)	Margin (dB)	Meas. Time (ms)	Height (cm)	Polarization	Azimuth (deg)	Correct Factor (dB)
1102.433333	---	20.71	54.00	33.29	500.0	200.0	H	250.0	-18
1296.800000	32.33	---	68.20	35.87	500.0	200.0	H	243.0	-17
1331.800000	---	21.53	54.00	32.47	500.0	200.0	H	230.0	-17
1516.366667	---	24.64	54.00	29.36	500.0	200.0	H	31.0	-15
1965.533333	35.93	---	68.20	32.27	500.0	100.0	H	234.0	-13
2488.200000	---	28.23	54.00	25.77	500.0	200.0	H	209.0	-10
2684.666667	38.22	---	68.20	29.98	500.0	100.0	H	80.0	-10
3483.600000	40.04	---	68.20	28.16	500.0	100.0	V	354.0	-6
3962.166667	---	31.29	54.00	22.71	500.0	200.0	H	188.0	-4
4479.466667	41.92	---	68.20	26.28	500.0	200.0	V	171.0	-3
6946.733333	42.63	---	68.20	25.57	500.0	200.0	H	293.0	1
7465.200000	---	37.41	54.00	16.59	500.0	100.0	H	123.0	1

Remark: 1. Correction Factor = Antenna factor+ Insertion loss (cable loss + amplifier gain)

This report shall not be reproduced except in full, without the written approval of TA Technology (Shanghai) Co., Ltd.

802.11n (HT20) CH100

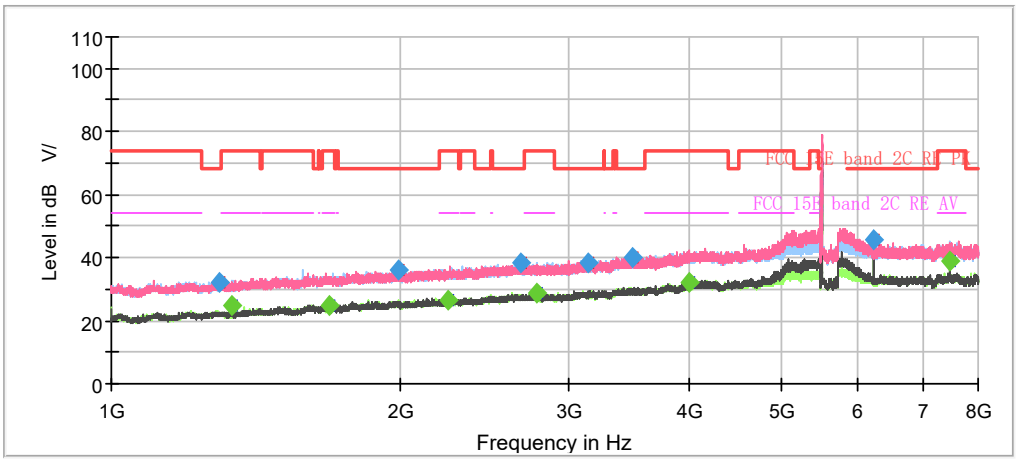

Note: The signal beyond the limit is carrier.

Radiates Emission from 1GHz to 8GHz

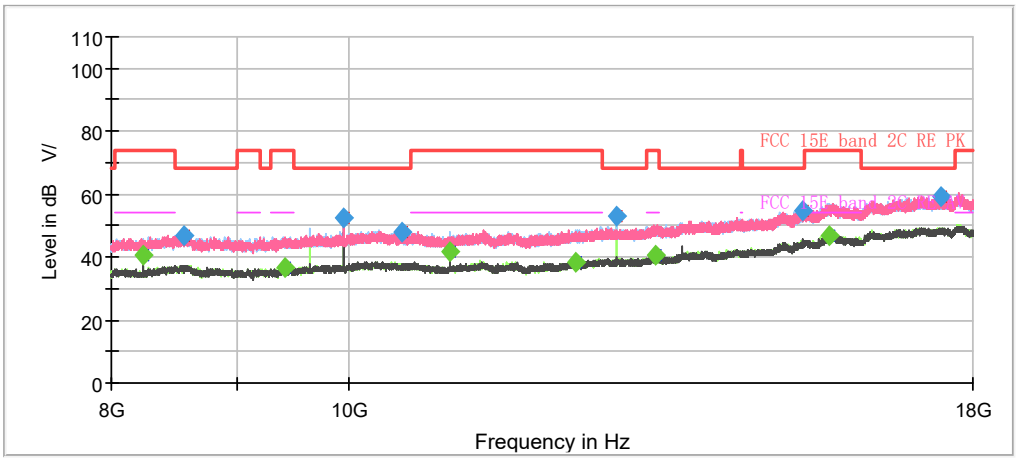

Radiates Emission from 8GHz to 18GHz

This report shall not be reproduced except in full, without the written approval of TA Technology (Shanghai) Co., Ltd.

Frequency (MHz)	Peak (dBuV/m)	Average (dBuV/m)	Limit (dBuV/m)	Margin (dB)	Meas. Time (ms)	Height (cm)	Polarization	Azimuth (deg)	Correct Factor (dB)
1295.633333	32.29	---	68.20	35.91	500.0	200.0	H	204.0	-17
1333.200000	---	24.76	54.00	29.24	500.0	200.0	H	121.0	-17
1686.000000	---	24.96	54.00	29.04	500.0	200.0	V	246.0	-15
1994.700000	36.09	---	68.20	32.11	500.0	200.0	H	72.0	-13
2243.433333	---	26.40	54.00	27.60	500.0	200.0	H	51.0	-12
2674.166667	38.45	---	68.20	29.75	500.0	200.0	H	23.0	-10
2774.733333	---	28.76	54.00	25.24	500.0	200.0	H	342.0	-9
3140.600000	38.31	---	68.20	29.89	500.0	100.0	H	38.0	-8
3484.066667	40.04	---	68.20	28.16	500.0	100.0	H	227.0	-6
3996.700000	---	32.11	54.00	21.89	500.0	100.0	V	74.0	-4
6220.833333	45.66	---	68.20	22.54	500.0	200.0	V	309.0	0
7464.733333	---	38.90	54.00	15.10	500.0	100.0	H	297.0	1

Remark: 1. Correction Factor = Antenna factor+ Insertion loss (cable loss + amplifier gain)

This report shall not be reproduced except in full, without the written approval of TA Technology (Shanghai) Co., Ltd.

802.11n (HT20) CH116

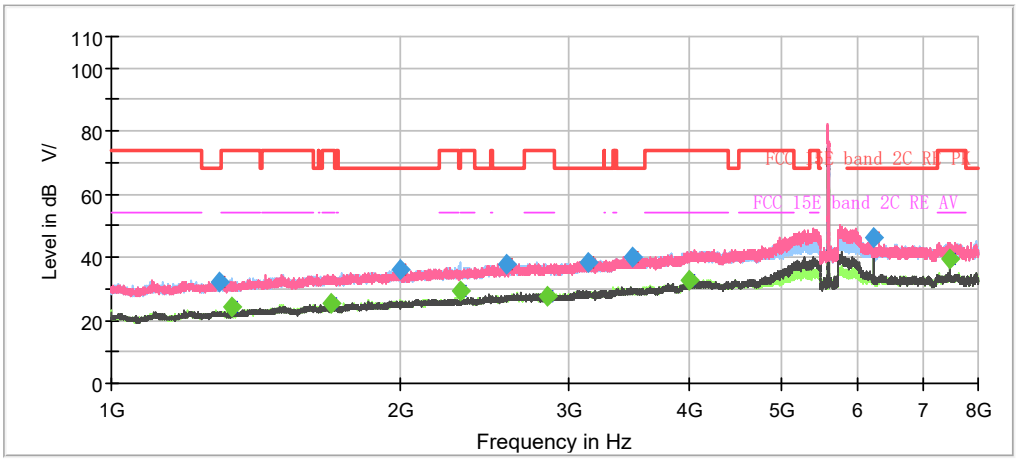

Note: The signal beyond the limit is carrier.
Radiates Emission from 1GHz to 8GHz

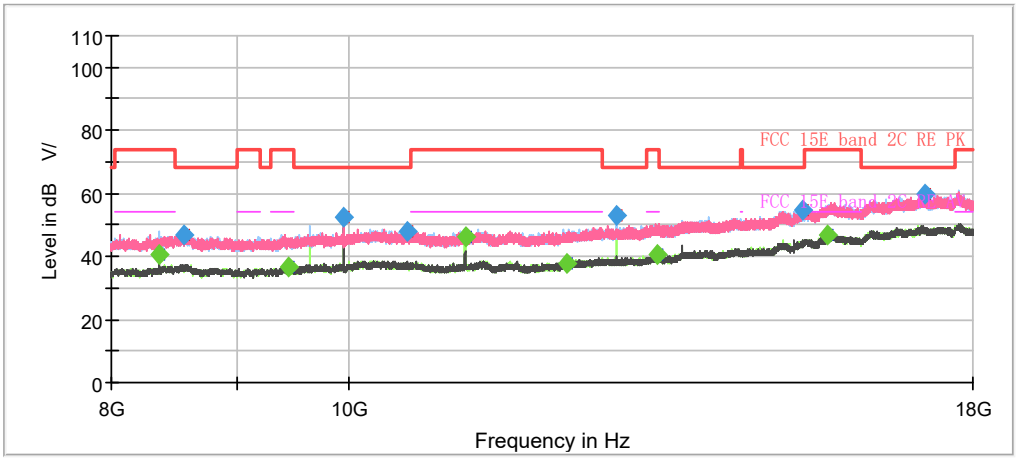

Radiates Emission from 8GHz to 18GHz

This report shall not be reproduced except in full, without the written approval of TA Technology (Shanghai) Co., Ltd.

Frequency (MHz)	Peak (dBuV/m)	Average (dBuV/m)	Limit (dBuV/m)	Margin (dB)	Meas. Time (ms)	Height (cm)	Polarization	Azimuth (deg)	Correct Factor (dB)
1298.200000	32.41	---	68.20	35.79	500.0	100.0	H	173.0	-17
1333.200000	---	24.44	54.00	29.56	500.0	100.0	H	237.0	-17
1691.366667	---	25.17	54.00	28.83	500.0	100.0	H	321.0	-15
1998.666667	36.18	---	68.20	32.02	500.0	200.0	V	17.0	-13
2312.733333	---	29.46	54.00	24.54	500.0	200.0	H	1.0	-11
2577.333333	37.90	---	68.20	30.30	500.0	100.0	V	107.0	-10
2846.833333	---	27.82	54.00	26.18	500.0	200.0	H	22.0	-9
3139.433333	38.24	---	68.20	29.96	500.0	100.0	H	46.0	-8
3487.800000	39.96	---	68.20	28.24	500.0	200.0	H	0.0	-6
3993.666667	---	32.63	54.00	21.37	500.0	200.0	V	46.0	-4
6220.366667	46.16	---	68.20	22.04	500.0	200.0	V	317.0	0
7464.966667	---	39.60	54.00	14.40	500.0	100.0	H	301.0	1

Remark: 1. Correction Factor = Antenna factor+ Insertion loss (cable loss + amplifier gain)

This report shall not be reproduced except in full, without the written approval of TA Technology (Shanghai) Co., Ltd.

802.11n (HT20) CH140

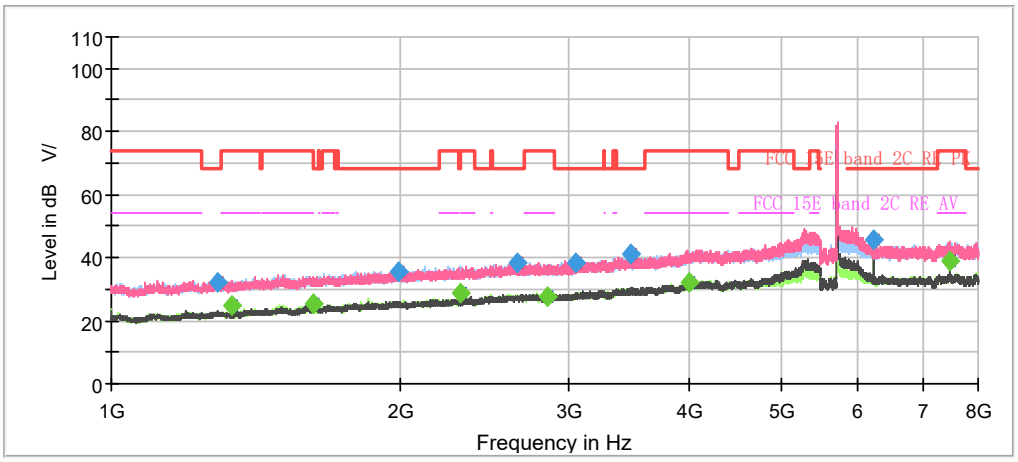

Note: The signal beyond the limit is carrier.

Radiates Emission from 1GHz to 8GHz

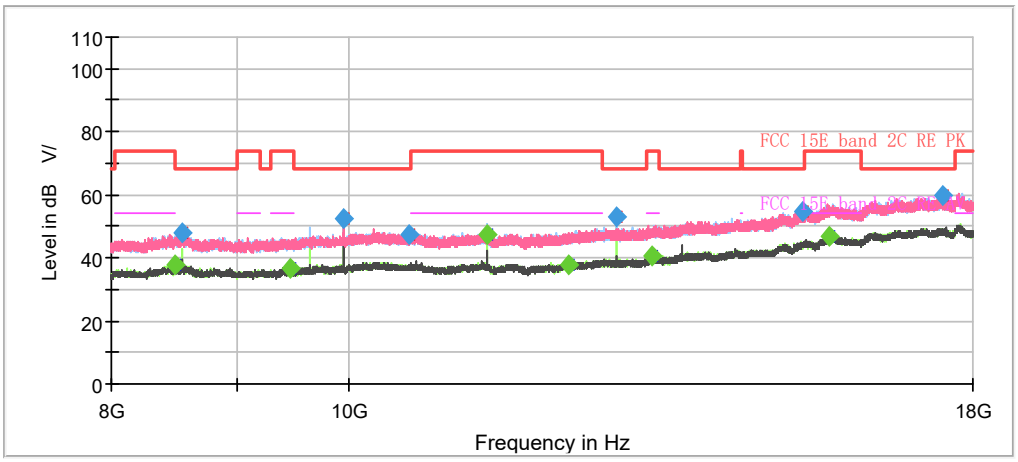

Radiates Emission from 8GHz to 18GHz

This report shall not be reproduced except in full, without the written approval of TA Technology (Shanghai) Co., Ltd.

Frequency (MHz)	Peak (dBuV/m)	Average (dBuV/m)	Limit (dBuV/m)	Margin (dB)	Meas. Time (ms)	Height (cm)	Polarization	Azimuth (deg)	Correct Factor (dB)
1292.833333	32.39	---	68.20	35.81	500.0	200.0	H	37.0	-17
1332.966667	---	24.60	54.00	29.40	500.0	100.0	H	174.0	-17
1624.633333	---	25.56	54.00	28.44	500.0	200.0	H	136.0	-15
1992.600000	35.69	---	68.20	32.51	500.0	200.0	H	248.0	-13
2312.500000	---	28.78	54.00	25.22	500.0	100.0	H	0.0	-11
2653.166667	38.23	---	68.20	29.97	500.0	100.0	H	314.0	-10
2845.900000	---	27.92	54.00	26.08	500.0	100.0	H	202.0	-9
3046.100000	38.52	---	68.20	29.68	500.0	200.0	H	205.0	-8
3476.833333	41.19	---	68.20	27.01	500.0	100.0	V	6.0	-6
3992.966667	---	31.89	54.00	22.11	500.0	100.0	V	62.0	-4
6220.833333	45.93	---	68.20	22.27	500.0	200.0	V	317.0	0
7464.966667	---	38.95	54.00	15.05	500.0	200.0	V	304.0	1

Remark: 1. Correction Factor = Antenna factor+ Insertion loss (cable loss + amplifier gain)

This report shall not be reproduced except in full, without the written approval of TA Technology (Shanghai) Co., Ltd.

802.11n (HT20) CH144

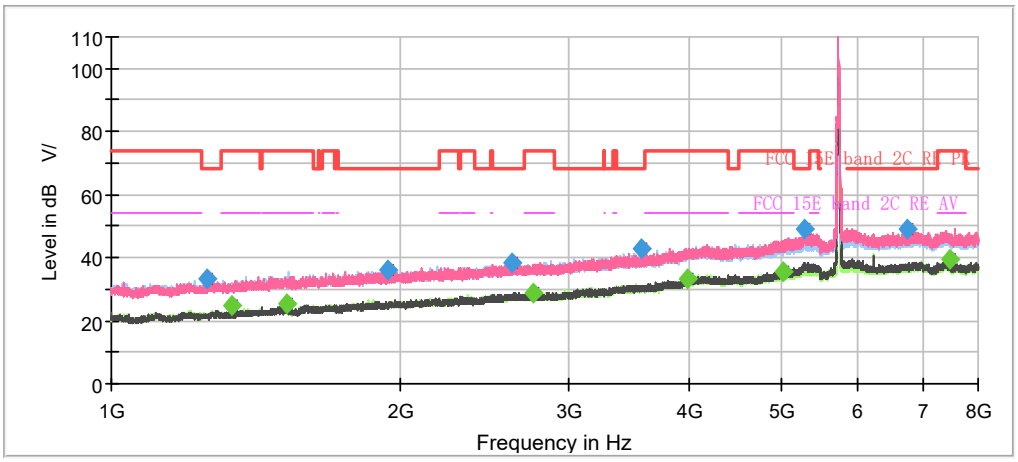

Note: The signal beyond the limit is carrier.

Radiates Emission from 1GHz to 8GHz

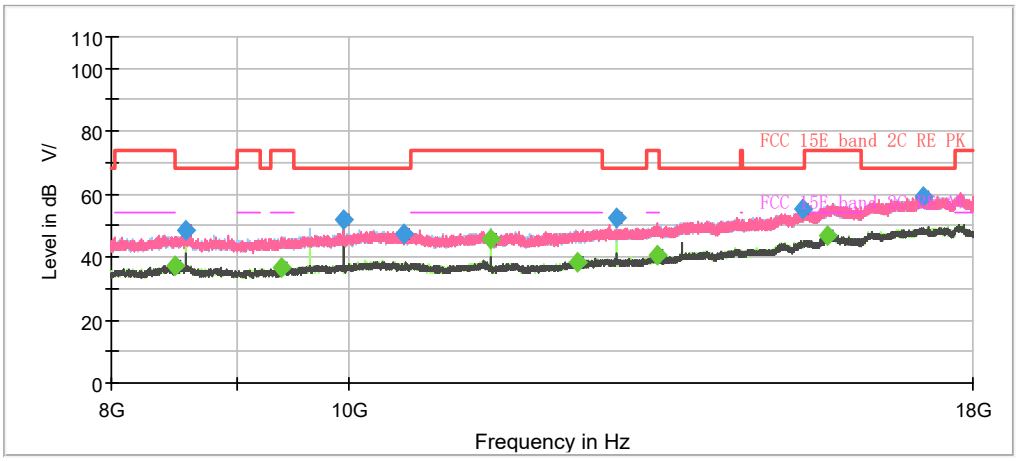

Radiates Emission from 8GHz to 18GHz

This report shall not be reproduced except in full, without the written approval of TA Technology (Shanghai) Co., Ltd.

Frequency (MHz)	Peak (dBuV/m)	Average (dBuV/m)	Limit (dBuV/m)	Margin (dB)	Meas. Time (ms)	Height (cm)	Polarization	Azimuth (deg)	Correct Factor (dB)
1259.700000	33.27	---	68.20	34.93	500.0	100.0	V	90.0	-17
1333.200000	---	24.87	54.00	29.13	500.0	200.0	V	200.0	-17
1520.333333	---	25.24	54.00	28.76	500.0	100.0	V	0.0	-15
1939.400000	36.36	---	68.20	31.84	500.0	100.0	V	155.0	-13
2619.800000	38.24	---	68.20	29.96	500.0	200.0	H	128.0	-10
2746.733333	---	28.82	54.00	25.18	500.0	200.0	H	61.0	-9
3569.466667	42.60	---	68.20	25.60	500.0	200.0	V	291.0	-6
3989.000000	---	33.47	54.00	20.53	500.0	200.0	H	32.0	-4
5019.166667	---	35.50	54.00	18.50	500.0	200.0	V	291.0	-1
5282.833333	48.99	---	68.20	19.21	500.0	200.0	V	298.0	-1
6739.533333	49.15	---	68.20	19.05	500.0	200.0	V	136.0	0
7464.733333	---	39.44	54.00	14.56	500.0	100.0	H	292.0	1

Remark: 1. Correction Factor = Antenna factor+ Insertion loss (cable loss + amplifier gain)

This report shall not be reproduced except in full, without the written approval of TA Technology (Shanghai) Co., Ltd.

802.11n (HT20) CH149

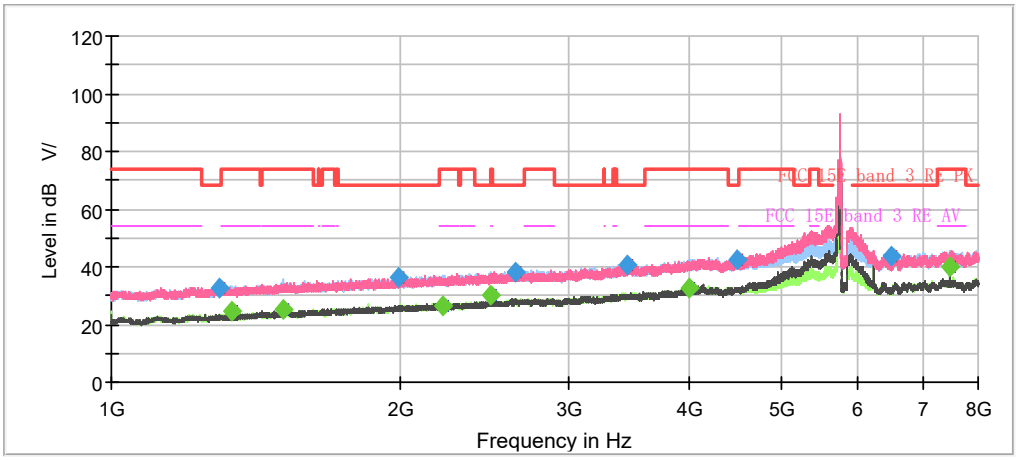

Note: The signal beyond the limit is carrier.

Radiates Emission from 1GHz to 8GHz

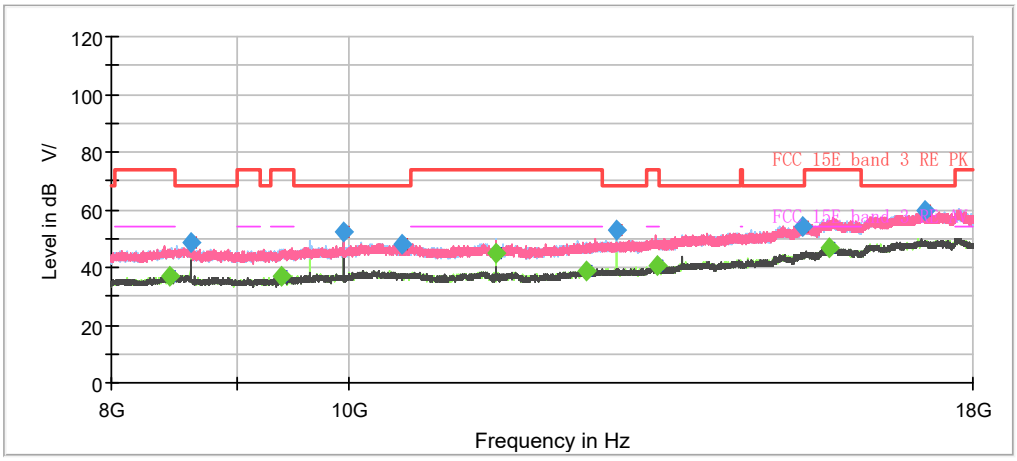

Radiates Emission from 8GHz to 18GHz

This report shall not be reproduced except in full, without the written approval of TA Technology (Shanghai) Co., Ltd.

Frequency (MHz)	Peak (dBuV/m)	Average (dBuV/m)	Limit (dBuV/m)	Margin (dB)	Meas. Time (ms)	Height (cm)	Polarization	Azimuth (deg)	Correct Factor (dB)
1296.800000	32.91	---	68.20	35.29	500.0	200.0	H	144.0	-17
1333.666667	---	24.85	54.00	29.15	500.0	200.0	H	124.0	-17
1511.933333	---	25.29	54.00	28.71	500.0	200.0	H	249.0	-16
1995.400000	36.45	---	68.20	31.75	500.0	200.0	H	264.0	-13
2212.400000	---	26.73	54.00	27.27	500.0	100.0	V	243.0	-12
2488.433333	---	29.97	54.00	24.03	500.0	200.0	H	59.0	-10
2632.166667	38.11	---	68.20	30.09	500.0	200.0	H	52.0	-10
3451.400000	40.57	---	68.20	27.63	500.0	200.0	H	207.0	-6
3993.666667	---	32.40	54.00	21.60	500.0	200.0	H	131.0	-4
4483.900000	42.75	---	68.20	25.45	500.0	100.0	H	0.0	-3
6505.733333	43.53	---	68.20	24.67	500.0	200.0	V	59.0	0
7464.966667	---	39.84	54.00	14.16	500.0	100.0	H	296.0	1

Remark: 1. Correction Factor = Antenna factor+ Insertion loss (cable loss + amplifier gain)

This report shall not be reproduced except in full, without the written approval of TA Technology (Shanghai) Co., Ltd.

802.11n (HT20) CH157

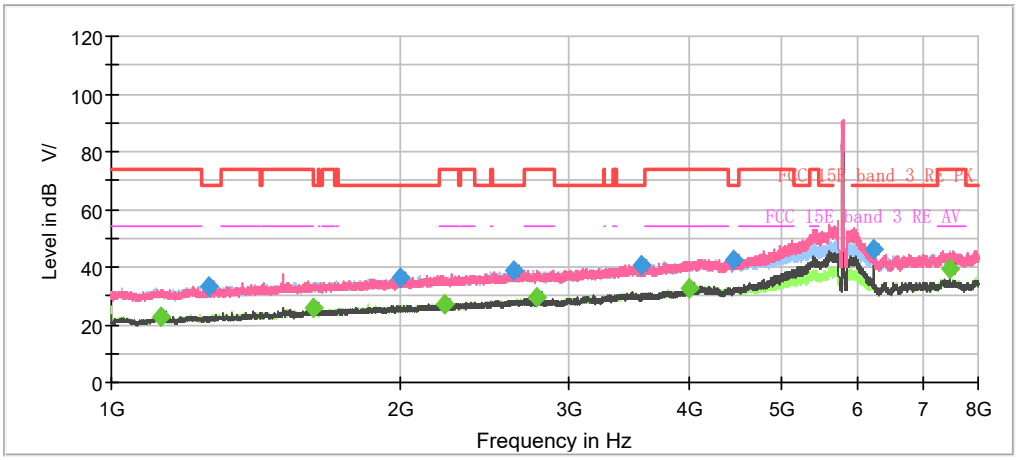

Note: The signal beyond the limit is carrier.

Radiates Emission from 1GHz to 8GHz

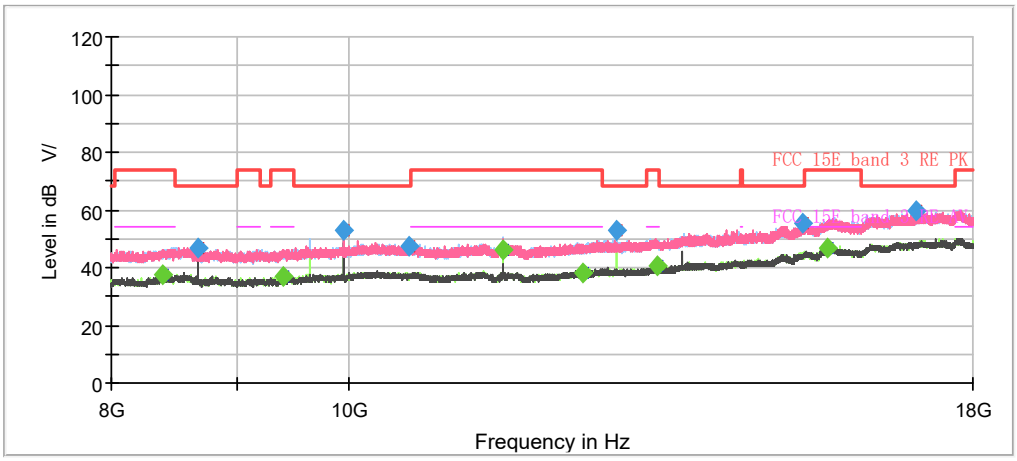

Radiates Emission from 8GHz to 18GHz

This report shall not be reproduced except in full, without the written approval of TA Technology (Shanghai) Co., Ltd.

Frequency (MHz)	Peak (dBuV/m)	Average (dBuV/m)	Limit (dBuV/m)	Margin (dB)	Meas. Time (ms)	Height (cm)	Polarization	Azimuth (deg)	Correct Factor (dB)
1125.066667	---	22.52	54.00	31.49	500.0	200.0	H	165.0	-18
1261.100000	33.11	---	68.20	35.09	500.0	200.0	H	103.0	-17
1624.633333	---	26.02	54.00	27.98	500.0	100.0	H	233.0	-15
1998.200000	36.11	---	68.20	32.09	500.0	100.0	V	68.0	-13
2227.566667	---	27.23	54.00	26.77	500.0	200.0	V	341.0	-12
2623.766667	38.65	---	68.20	29.55	500.0	200.0	V	229.0	-10
2774.966667	---	29.25	54.00	24.75	500.0	200.0	H	165.0	-9
3562.000000	40.60	---	68.20	27.60	500.0	100.0	V	75.0	-6
3999.966667	---	32.32	54.00	21.68	500.0	200.0	H	314.0	-4
4440.500000	42.29	---	68.20	25.91	500.0	200.0	H	117.0	-3
6220.600000	46.29	---	68.20	21.91	500.0	200.0	V	313.0	0
7464.966667	---	39.21	54.00	14.79	500.0	100.0	H	297.0	1

Remark: 1. Correction Factor = Antenna factor+ Insertion loss (cable loss + amplifier gain)

This report shall not be reproduced except in full, without the written approval of TA Technology (Shanghai) Co., Ltd.

802.11n (HT20) CH165

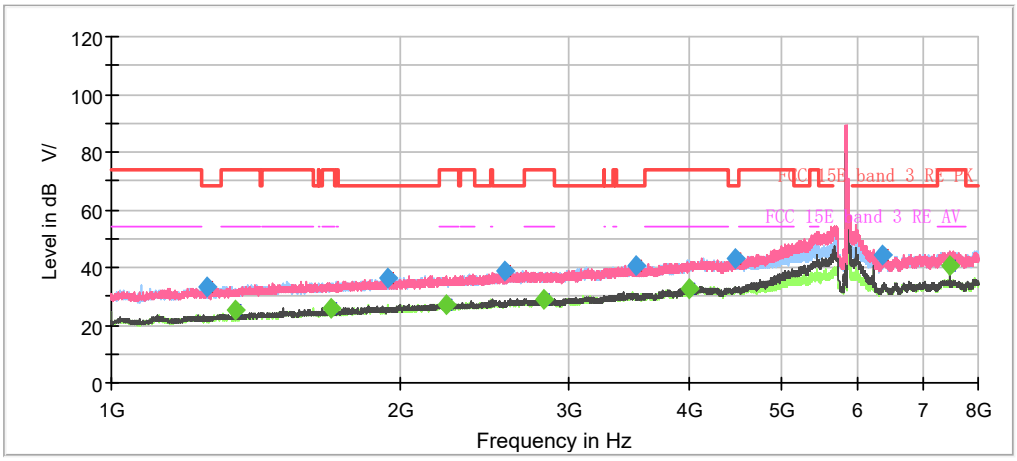

Note: The signal beyond the limit is carrier.

Radiates Emission from 1GHz to 8GHz

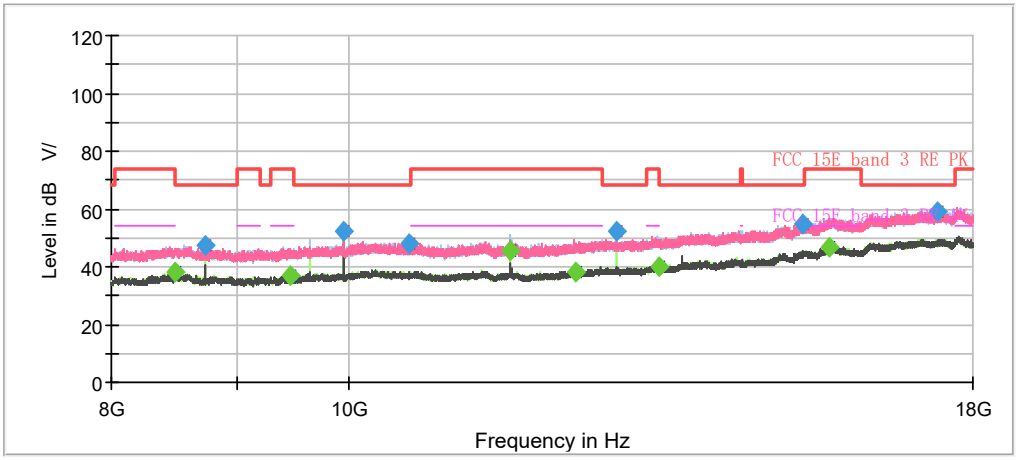

Radiates Emission from 8GHz to 18GHz

This report shall not be reproduced except in full, without the written approval of TA Technology (Shanghai) Co., Ltd.

Frequency (MHz)	Peak (dBuV/m)	Average (dBuV/m)	Limit (dBuV/m)	Margin (dB)	Meas. Time (ms)	Height (cm)	Polarization	Azimuth (deg)	Correct Factor (dB)
1258.066667	33.09	---	68.20	35.11	500.0	200.0	V	312.0	-17
1346.033333	---	25.30	54.00	28.70	500.0	200.0	V	241.0	-17
1693.233333	---	26.01	54.00	27.99	500.0	100.0	H	300.0	-15
1938.700000	36.29	---	68.20	31.91	500.0	200.0	V	334.0	-13
2229.666667	---	26.77	54.00	27.23	500.0	200.0	H	313.0	-12
2574.300000	38.71	---	68.20	29.49	500.0	200.0	V	326.0	-10
2818.133333	---	29.10	54.00	24.90	500.0	100.0	V	313.0	-9
3513.466667	40.86	---	68.20	27.34	500.0	200.0	V	38.0	-6
3999.500000	---	32.48	54.00	21.52	500.0	100.0	H	201.0	-4
4465.466667	42.84	---	68.20	25.36	500.0	100.0	H	355.0	-3
6362.233333	44.43	---	68.20	23.77	500.0	200.0	V	0.0	0
7464.966667	---	40.53	54.00	13.47	500.0	100.0	H	293.0	1

Remark: 1. Correction Factor = Antenna factor+ Insertion loss (cable loss + amplifier gain)

This report shall not be reproduced except in full, without the written approval of TA Technology (Shanghai) Co., Ltd.

802.11n (HT40) CH38

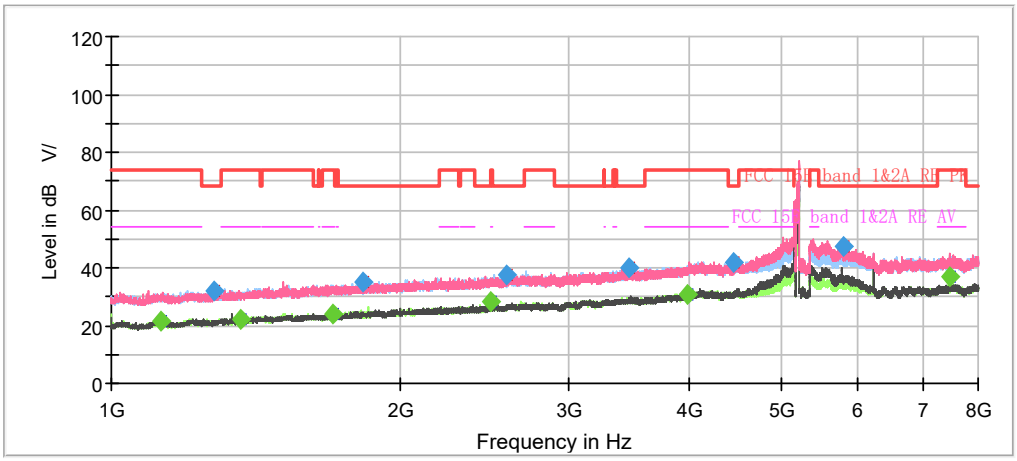

Note: The signal beyond the limit is carrier.

Radiates Emission from 1GHz to 8GHz

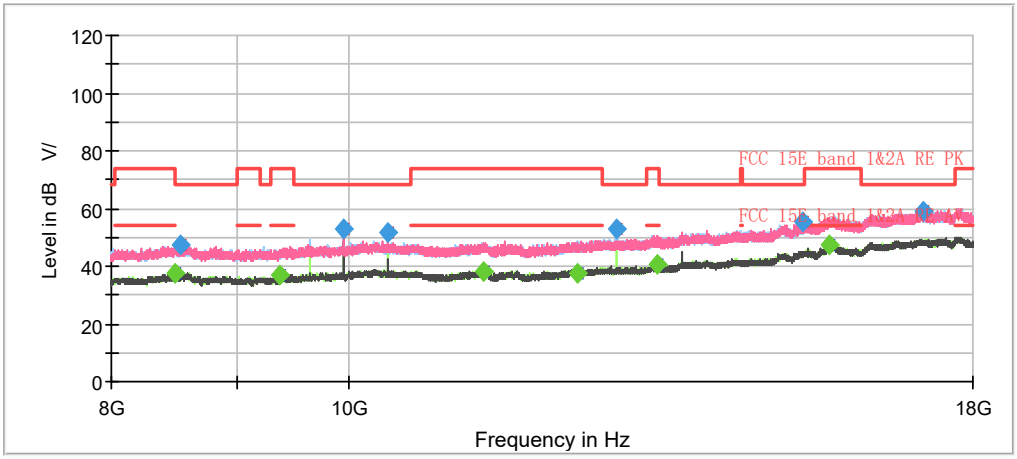

Radiates Emission from 8GHz to 18GHz

This report shall not be reproduced except in full, without the written approval of TA Technology (Shanghai) Co., Ltd.

Frequency (MHz)	Peak (dBuV/m)	Average (dBuV/m)	Limit (dBuV/m)	Margin (dB)	Meas. Time (ms)	Height (cm)	Polarization	Azimuth (deg)	Correct Factor (dB)
1125.533333	---	21.42	54.00	32.58	500.0	100.0	V	165.0	-18
1279.533333	32.08	---	68.20	36.12	500.0	100.0	H	37.0	-17
1361.666667	---	22.13	54.00	31.87	500.0	100.0	V	251.0	-17
1700.000000	---	24.30	54.00	29.70	500.0	100.0	V	333.0	-15
1832.066667	34.85	---	68.20	33.35	500.0	200.0	V	271.0	-14
2488.433333	---	28.19	54.00	25.81	500.0	200.0	H	214.0	-10
2583.866667	37.40	---	68.20	30.80	500.0	100.0	V	340.0	-10
3455.133333	39.96	---	68.20	28.24	500.0	100.0	H	0.0	-6
3983.866667	---	31.06	54.00	22.94	500.0	100.0	H	0.0	-4
4445.166667	41.72	---	68.20	26.48	500.0	100.0	H	178.0	-3
5780.066667	47.48	---	68.20	20.72	500.0	200.0	V	125.0	0
7464.966667	---	37.23	54.00	16.77	500.0	100.0	H	99.0	1

Remark: 1. Correction Factor = Antenna factor+ Insertion loss (cable loss + amplifier gain)

This report shall not be reproduced except in full, without the written approval of TA Technology (Shanghai) Co., Ltd.

802.11n (HT40) CH46

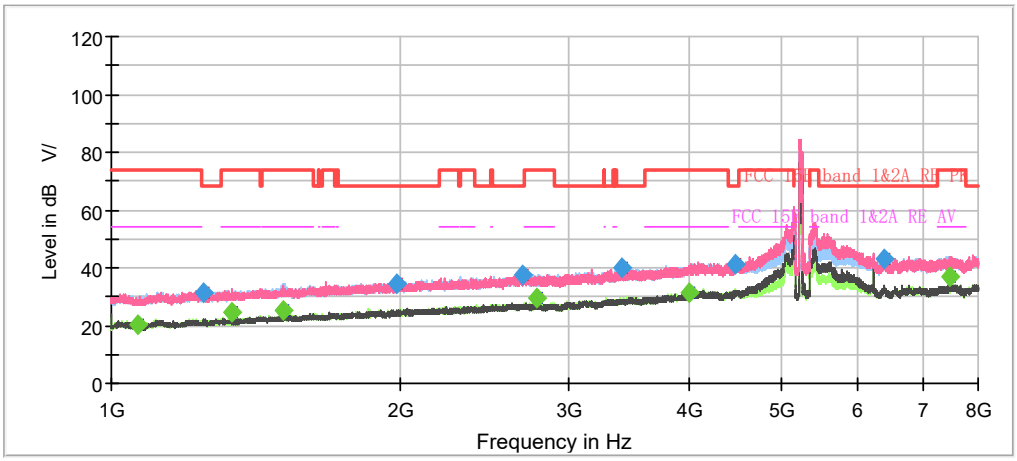

Note: The signal beyond the limit is carrier.

Radiates Emission from 1GHz to 8GHz

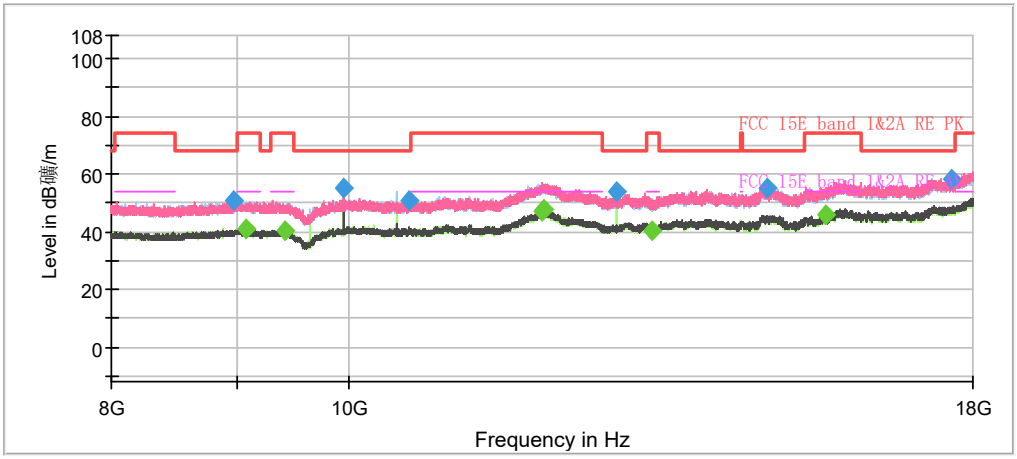

Radiates Emission from 8GHz to 18GHz

This report shall not be reproduced except in full, without the written approval of TA Technology (Shanghai) Co., Ltd.

Frequency (MHz)	Peak (dBuV/m)	Average (dBuV/m)	Limit (dBuV/m)	Margin (dB)	Meas. Time (ms)	Height (cm)	Polarization	Azimuth (deg)	Correct Factor (dB)
1066.966667	---	20.28	54.00	33.72	500.0	100.0	V	0.0	-19
1249.200000	31.59	---	68.20	36.61	500.0	200.0	V	4.0	-17
1333.433333	---	24.84	54.00	29.16	500.0	200.0	H	53.0	-17
1512.400000	---	25.51	54.00	28.49	500.0	200.0	H	1.0	-16
1983.500000	34.69	---	68.20	33.51	500.0	200.0	V	134.0	-13
2682.100000	37.81	---	68.20	30.39	500.0	100.0	V	160.0	-10
2774.966667	---	29.83	54.00	24.17	500.0	100.0	H	13.0	-9
3404.500000	39.74	---	68.20	28.46	500.0	200.0	H	288.0	-7
3994.133333	---	31.10	54.00	22.90	500.0	200.0	H	232.0	-4
4464.533333	41.32	---	68.20	26.88	500.0	200.0	H	222.0	-3
6394.433333	42.98	---	68.20	25.22	500.0	100.0	H	210.0	0
7464.966667	---	37.19	54.00	16.81	500.0	200.0	V	107.0	1

Remark: 1. Correction Factor = Antenna factor+ Insertion loss (cable loss + amplifier gain)

This report shall not be reproduced except in full, without the written approval of TA Technology (Shanghai) Co., Ltd.