Appendix C. Radiated Spurious Emission Test Data

Table of Contents

<CDD mode> C2

Radiated Spurious Emission Test Modes C2

Summary of each worse mode C4

Radiated Spurious Emission Test plots C8

<TX Beamforming mode> C252

Radiated Spurious Emission Test Modes C252

Summary of each worse mode C253

Radiated Spurious Emission Test plots C255

Test Engineer:	Koi Ji	Relative Humidity :	22 ~ 23℃
		Temperature :	41 ~ 42%

<CDD mode>

Radiated Spurious Emission Test Modes

Mode	Band	Band (GHz)	Antenna	Modulation	Channel	Frequency	Data Rate	RU	Remark
Mode 1	U-NII-1	5.15-5.25	CDD 1S4T	802.11a	36	5180	6Mbps	-	Sample 1
Mode 2	U-NII-1	5.15-5.25	CDD 1S4T	802.11a	44	5220	6Mbps	-	Sample 1
Mode 3	U-NII-1	5.15-5.25	CDD 1S4T	802.11a	48	5240	6Mbps	-	Sample 1
Mode 4	U-NII-1	5.15-5.25	CDD 1S4T	802.11BE EHT20	36	5180	MCS0	Full	Sample 1
Mode 5	U-NII-1	5.15-5.25	CDD 1S4T	802.11BE EHT20	44	5220	MCS0	Full	Sample 1
Mode 6	U-NII-1	5.15-5.25	CDD 1S4T	802.11BE EHT20	48	5240	MCS0	Full	Sample 1
Mode 7	U-NII-1	5.15-5.25	CDD 1S4T	802.11BE EHT40	38	5190	MCS0	Full	Sample 1
Mode 8	U-NII-1	5.15-5.25	CDD 1S4T	802.11BE EHT40	46	5230	MCS0	Full	Sample 1
Mode 9	U-NII-1	5.15-5.25	CDD 1S4T	802.11BE EHT80	42	5210	MCS0	Full	Sample 1
Mode 10	U-NII-1	5.15-5.25	CDD 1S4T	802.11BE EHT20	36	5180	MCS0	RU52*4	Sample 1
Mode 11	U-NII-1	5.15-5.25	CDD 1S4T	802.11BE EHT80	42	5210	MCS0	PC 20MHz,Loc 4	Sample 1
Mode 12	U-NII-2A	5.25-5.35	CDD 1S4T	802.11a	52	5260	6Mbps	-	Sample 1
Mode 13	U-NII-2A	5.25-5.35	CDD 1S4T	802.11a	60	5300	6Mbps	-	Sample 1
Mode 14	U-NII-2A	5.25-5.35	CDD 1S4T	802.11a	64	5320	6Mbps	-	Sample 1
Mode 15	U-NII-2A	5.25-5.35	CDD 1S4T	802.11BE EHT20	52	5260	MCS0	Full	Sample 1
Mode 16	U-NII-2A	5.25-5.35	CDD 1S4T	802.11BE EHT20	60	5300	MCS0	Full	Sample 1
Mode 17	U-NII-2A	5.25-5.35	CDD 1S4T	802.11BE EHT20	64	5320	MCS0	Full	Sample 1
Mode 18	U-NII-2A	5.25-5.35	CDD 1S4T	802.11BE EHT40	54	5270	MCS0	Full	Sample 1
Mode 19	U-NII-2A	5.25-5.35	CDD 1S4T	802.11BE EHT40	62	5310	MCS0	Full	Sample 1
Mode 20	U-NII-2A	5.25-5.35	CDD 1S4T	802.11BE EHT80	58	5290	MCS0	Full	Sample 1
Mode 21	U-NII-2A	5.25-5.35	CDD 1S4T	802.11BE EHT80	58	5290	MCS0	PC 20MHz,Loc 1	Sample 1
Mode 22	U-NII-2A	5.25-5.35	CDD 1S4T	802.11BE EHT160	50	5250	MCS0	Full	Sample 1
Mode 23	U-NII-2A	5.25-5.35	CDD 1S4T	802.11BE EHT20	64	5320	MCS0	RU52*4	Sample 1
Mode 24	U-NII-2A	5.25-5.35	CDD 1S4T	802.11BE EHT160	50	5250	MCS0	PC 20MHz,Loc 1	Sample 1
Mode 25	U-NII-2A	5.25-5.35	CDD 1S4T	802.11BE EHT160	50	5250	MCS0	PC 20MHz,Loc 8	Sample 1
Mode 26	U-NII-2C	5.47-5.725	CDD 1S4T	802.11a	100	5500	6Mbps	-	Sample 1
Mode 27	U-NII-2C	5.47-5.725	CDD 1S4T	802.11a	116	5580	6Mbps	-	Sample 1
Mode 28	U-NII-2C	5.47-5.725	CDD 1S4T	802.11a	140	5700	6Mbps	-	Sample 1
Mode 29	U-NII-2C	5.47-5.725	CDD 1S4T	802.11BE EHT20	100	5500	MCS0	Full	Sample 1
Mode 30	U-NII-2C	5.47-5.725	CDD 1S4T	802.11BE EHT20	116	5580	MCS0	Full	Sample 1
Mode 31	U-NII-2C	5.47-5.725	CDD 1S4T	802.11BE EHT20	140	5700	MCS0	Full	Sample 1

Mode	Band	Band (GHz)	Antenna	Modulation	Channel	Frequency	Data Rate	RU	Remark
Mode 32	U-NII-2C	5.47-5.725	CDD 1S4T	802.11BE EHT40	102	5510	MCS0	Full	Sample 1
Mode 33	U-NII-2C	5.47-5.725	CDD 1S4T	802.11BE EHT40	110	5550	MCS0	Full	Sample 1
Mode 34	U-NII-2C	5.47-5.725	CDD 1S4T	802.11BE EHT40	134	5670	MCS0	Full	Sample 1
Mode 35	U-NII-2C	5.47-5.725	CDD 1S4T	802.11BE EHT80	106	5530	MCS0	Full	Sample 1
Mode 36	U-NII-2C	5.47-5.725	CDD 1S4T	802.11BE EHT80	106	5530	MCS0	PC 20MHz,Loc 4	Sample 1
Mode 37	U-NII-2C	5.47-5.725	CDD 1S4T	802.11BE EHT80	122	5610	MCS0	Full	Sample 1
Mode 38	U-NII-2C	5.47-5.725	CDD 1S4T	802.11BE EHT80	122	5610	MCS0	PC 20MHz,Loc 1	Sample 1
Mode 39	U-NII-2C	5.47-5.725	CDD 1S4T	802.11BE EHT160	114	5570	MCS0	Full	Sample 1
Mode 40	U-NII-2C	5.47-5.725	CDD 1S4T	802.11BE EHT160	114	5570	MCS0	PC 20MHz,Loc 1	Sample 1
Mode 41	U-NII-2C	5.47-5.725	CDD 1S4T	802.11BE EHT160	114	5570	MCS0	PC 20MHz,Loc 8	Sample 1
Mode 42	U-NII-2C	5.47-5.725	CDD 1S4T	802.11BE EHT20	100	5500	MCS0	RU52*4	Sample 1
Mode 43	U-NII-2C	5.47-5.725	CDD 1S4T	802.11BE EHT20	140	5700	MCS0	RU52*4	Sample 1
Mode 44	U-NII-2C	5.725-5.85	CDD 1S4T	802.11a	144	5720	6Mbps	-	Sample 1
Mode 45	U-NII-2C	5.725-5.85	CDD 1S4T	802.11BE EHT20	144	5720	MCS0	Full	Sample 1
Mode 46	U-NII-2C	5.725-5.85	CDD 1S4T	802.11BE EHT40	142	5710	MCS0	Full	Sample 1
Mode 47	U-NII-2C	5.725-5.85	CDD 1S4T	802.11BE EHT80	138	5690	MCS0	Full	Sample 1
Mode 48	U-NII-3	5.725-5.85	CDD 1S4T	802.11a	149	5745	6Mbps	-	Sample 1
Mode 49	U-NII-3	5.725-5.85	CDD 1S4T	802.11a	157	5785	6Mbps	-	Sample 1
Mode 50	U-NII-3	5.725-5.85	CDD 1S4T	802.11a	165	5825	6Mbps	-	Sample 1
Mode 51	U-NII-3	5.725-5.85	CDD 1S4T	802.11BE EHT20	149	5745	MCS0	Full	Sample 1
Mode 52	U-NII-3	5.725-5.85	CDD 1S4T	802.11BE EHT20	157	5785	MCS0	Full	Sample 1
Mode 53	U-NII-3	5.725-5.85	CDD 1S4T	802.11BE EHT20	165	5825	MCS0	Full	Sample 1
Mode 54	U-NII-3	5.725-5.85	CDD 1S4T	802.11BE EHT40	151	5755	MCS0	Full	Sample 1
Mode 55	U-NII-3	5.725-5.85	CDD 1S4T	802.11BE EHT20	149	5745	MCS0	RU52*4	Sample 1
Mode 56	U-NII-3	5.725-5.85	CDD 1S4T	802.11BE EHT40	159	5795	MCS0	Full	Sample 1
Mode 57	U-NII-3	5.725-5.85	CDD 1S4T	802.11BE EHT80	155	5775	MCS0	Full	Sample 1
Mode 58	U-NII-3	5.725-5.85	CDD 1S4T	802.11BE EHT20	165	5825	MCS0	RU52*4	Sample 1
Mode 59	U-NII-3	5.725-5.85	CDD 1S4T	802.11BE EHT80	155	5775	MCS0	PC 20MHz,Loc 4	Sample 1
Mode 60	U-NII-3	5.725-5.85	CDD 1S4T	802.11BE EHT80	155	5775	MCS0	PC 20MHz,Loc 1	Sample 1
Mode 93	U-NII-1	5.15-5.25	CDD 1S4T	802.11BE EHT40	38	5190	MCS0	Full	Sample 2
Mode 94	U-NII-1	5.15-5.25	CDD 1S4T	802.11BE EHT40	38	5190	MCS0	Full	Sample 3

Note:

1. There are three samples under test, only different for the antenna manufacturers. According to the difference, we choose sample 1 to full test and the sample 2/3 are verified the worst case for RSE.
2. 802.11be EHT160 support Channel puncturing 20M and 40MHz, according to PSD of puncturing, 20M PSD > 40M PSD, so only the worst channel puncturing 20M is shown in the report.
3. Loc: Puncture Location. PC: channel puncturing.

Summary of each worse mode

Mode	Modulation	Ch.	Freq. (MHz)	Level (dBuV/m)	Limit (dBuV/m)	Margin (dB)	Pol.	Peak Avg.	Result	Remark
1	802.11a	36	5150.00	51.40	54.00	-2.60	H	AVERAGE	Pass	Band Edge
1	802.11a	36	10373.33	55.08	68.20	-13.12	V	Peak	Pass	Harmonic
2	802.11a	44	5149.38	47.60	54.00	-6.40	H	AVERAGE	Pass	Band Edge
2	802.11a	44	10456.20	54.58	68.20	-13.62	V	Peak	Pass	Harmonic
3	802.11a	48	5431.18	47.85	54.00	-6.15	H	AVERAGE	Pass	Band Edge
3	802.11a	48	10505.33	54.69	68.20	-13.51	V	Peak	Pass	Harmonic
4	802.11BE EHT20	36	5150.00	52.14	54.00	-1.86	H	AVERAGE	Pass	Band Edge
4	802.11BE EHT20	36	10360.00	52.49	68.20	-15.71	V	PEAK	Pass	Harmonic
5	802.11BE EHT20	44	5149.82	48.69	54.00	-5.31	H	AVERAGE	Pass	Band Edge
5	802.11BE EHT20	44	10469.40	54.37	68.20	-13.83	V	Peak	Pass	Harmonic
6	802.11BE EHT20	48	5149.04	47.48	54.00	-6.52	H	AVERAGE	Pass	Band Edge
6	802.11BE EHT20	48	10505.33	54.39	68.20	-13.81	V	Peak	Pass	Harmonic
7	802.11BE EHT40	38	5149.92	53.69	54.00	-0.31	H	AVERAGE	Pass	Band Edge
7	802.11BE EHT40	38	10380.00	49.22	68.20	-18.98	V	PEAK	Pass	Harmonic
8	802.11BE EHT40	46	5147.36	49.68	54.00	-4.32	H	AVERAGE	Pass	Band Edge
8	802.11BE EHT40	46	10460.00	50.47	68.20	-17.73	V	PEAK	Pass	Harmonic
9	802.11BE EHT80	42	5136.96	53.30	54.00	-0.70	H	AVERAGE	Pass	Band Edge
9	802.11BE EHT80	42	10420.00	47.89	68.20	-20.31	V	PEAK	Pass	Harmonic
10	802.11BE EHT20	36	5146.70	49.61	54.00	-4.39	V	AVERAGE	Pass	Band Edge
10	802.11BE EHT20	36	-	-	-	-	-	-	-	Harmonic
11	802.11BE EHT80	42	5134.24	51.27	54.00	-2.73	H	AVERAGE	Pass	Band Edge
11	802.11BE EHT80	42	-	-	-	-	-	-	-	Harmonic
12	802.11a	52	5453.00	47.96	54.00	-6.04	H	AVERAGE	Pass	Band Edge
12	802.11a	52	10520.00	54.51	68.20	-13.69	V	PEAK	Pass	Harmonic
13	802.11a	60	5357.60	52.42	54.00	-1.58	H	AVERAGE	Pass	Band Edge
13	802.11a	60	10600.00	39.49	54.00	-14.51	V	AVERAGE	Pass	Harmonic
14	802.11a	64	5350.00	51.18	54.00	-2.82	H	AVERAGE	Pass	Band Edge
14	802.11a	64	10640.00	38.19	54.00	-15.81	V	AVERAGE	Pass	Harmonic
15	802.11BE EHT20	52	5452.80	47.76	54.00	-6.24	H	AVERAGE	Pass	Band Edge
15	802.11BE EHT20	52	10520.00	52.14	68.20	-16.06	H	PEAK	Pass	Harmonic
16	802.11BE EHT20	60	5350.00	49.45	54.00	-4.55	H	AVERAGE	Pass	Band Edge
16	802.11BE EHT20	60	10600.00	37.31	54.00	-16.69	V	AVERAGE	Pass	Harmonic
17	802.11BE EHT20	64	5350.00	51.41	54.00	-2.59	H	AVERAGE	Pass	Band Edge
17	802.11BE EHT20	64	10640.00	39.07	54.00	-14.93	V	AVERAGE	Pass	Harmonic
18	802.11BE EHT40	54	5351.32	51.85	54.00	-2.15	H	AVERAGE	Pass	Band Edge
18	802.11BE EHT40	54	10540.00	49.85	68.20	-18.35	V	PEAK	Pass	Harmonic

Mode	Modulation	Ch.	Freq. (MHz)	Level (dBuV/m)	Limit (dBuV/m)	Margin (dB)	Pol.	Peak Avg.	Result	Remark
19	802.11BE EHT40	62	5350.00	51.81	54.00	-2.19	V	AVERAGE	Pass	Band Edge
19	802.11BE EHT40	62	10620.00	47.16	74.00	-26.84	H	PEAK	Pass	Harmonic
20	802.11BE EHT80	58	5350.00	52.71	54.00	-1.29	H	AVERAGE	Pass	Band Edge
20	802.11BE EHT80	58	10580.00	44.86	68.20	-23.34	V	PEAK	Pass	Harmonic
21	802.11BE EHT80	58	5354.30	49.04	54.00	-4.96	H	AVERAGE	Pass	Band Edge
21	802.11BE EHT80	58	-	-	-	-	-	-	-	Harmonic
22	802.11BE EHT160	50	5135.00	53.24	54.00	-0.76	H	AVERAGE	Pass	Band Edge
22	802.11BE EHT160	50	10500.20	44.64	68.20	-23.56	V	Peak	Pass	Harmonic
23	802.11BE EHT20	64	5354.80	45.61	54.00	-8.39	H	AVERAGE	Pass	Band Edge
23	802.11BE EHT20	64	-	-	-	-	-	-	-	Harmonic
24	802.11BE EHT160	50	5381.67	53.11	54.00	-0.89	H	AVERAGE	Pass	Band Edge
24	802.11BE EHT160	50	-	-	-	-	-	-	-	Harmonic
25	802.11BE EHT160	50	5353.11	53.04	54.00	-0.96	H	AVERAGE	Pass	Band Edge
25	802.11BE EHT160	50	-	-	-	-	-	-	-	Harmonic
26	802.11a	100	5459.44	47.78	54.00	-6.22	H	AVERAGE	Pass	Band Edge
26	802.11a	100	11000.00	42.70	54.00	-11.30	V	AVERAGE	Pass	Harmonic
27	802.11a	116	5391.66	47.73	54.00	-6.27	H	AVERAGE	Pass	Band Edge
27	802.11a	116	11160.00	43.73	54.00	-10.27	V	AVERAGE	Pass	Harmonic
28	802.11a	140	5725.32	66.52	68.20	-1.68	H	PEAK	Pass	Band Edge
28	802.11a	140	11400.00	45.45	54.00	-8.55	H	AVERAGE	Pass	Harmonic
29	802.11BE EHT20	100	5456.40	47.59	54.00	-6.41	H	AVERAGE	Pass	Band Edge
29	802.11BE EHT20	100	11000.00	41.24	54.00	-12.76	H	AVERAGE	Pass	Harmonic
30	802.11BE EHT20	116	5393.01	46.97	54.00	-7.03	H	AVERAGE	Pass	Band Edge
30	802.11BE EHT20	116	11160.00	43.31	54.00	-10.69	V	AVERAGE	Pass	Harmonic
31	802.11BE EHT20	140	5725.88	67.30	68.20	-0.90	H	PEAK	Pass	Band Edge
31	802.11BE EHT20	140	11400.00	42.12	54.00	-11.88	H	AVERAGE	Pass	Harmonic
32	802.11BE EHT40	102	5459.92	53.01	54.00	-0.99	H	AVERAGE	Pass	Band Edge
32	802.11BE EHT40	102	11020.00	45.98	74.00	-28.02	H	PEAK	Pass	Harmonic
33	802.11BE EHT40	110	5457.20	47.32	54.00	-6.68	H	AVERAGE	Pass	Band Edge
33	802.11BE EHT40	110	11100.00	42.01	54.00	-11.99	H	AVERAGE	Pass	Harmonic
34	802.11BE EHT40	134	5735.56	65.92	68.20	-2.28	H	PEAK	Pass	Band Edge
34	802.11BE EHT40	134	11340.00	43.75	54.00	-10.25	H	AVERAGE	Pass	Harmonic
35	802.11BE EHT80	106	5459.92	52.57	54.00	-1.43	H	AVERAGE	Pass	Band Edge
35	802.11BE EHT80	106	11060.00	47.46	74.00	-26.54	V	PEAK	Pass	Harmonic
36	802.11BE EHT80	106	5459.68	46.98	54.00	-7.02	H	AVERAGE	Pass	Band Edge
36	802.11BE EHT80	106	-	-	-	-	-	-	-	Harmonic

Mode	Modulation	Ch.	Freq. (MHz)	Level (dBuV/m)	Limit (dBuV/m)	Margin (dB)	Pol.	Peak Avg.	Result	Remark
37	802.11BE EHT80	122	5727.56	65.98	68.20	-2.22	H	PEAK	Pass	Band Edge
37	802.11BE EHT80	122	11220.00	38.12	54.00	-15.88	V	AVERAGE	Pass	Harmonic
38	802.11BE EHT80	122	5741.76	61.52	68.20	-6.68	H	PEAK	Pass	Band Edge
38	802.11BE EHT80	122	-	-	-	-	-	-	-	Harmonic
39	802.11BE EHT160	114	5741.80	66.85	68.20	-1.35	H	PEAK	Pass	Band Edge
39	802.11BE EHT160	114	11140.00	46.48	74.00	-27.52	V	PEAK	Pass	Harmonic
40	802.11BE EHT160	114	5742.19	66.15	68.20	-2.05	H	PEAK	Pass	Band Edge
40	802.11BE EHT160	114	-	-	-	-	-	-	-	Harmonic
41	802.11BE EHT160	114	5443.72	52.16	54.00	-1.84	H	AVERAGE	Pass	Band Edge
41	802.11BE EHT160	114	-	-	-	-	-	-	-	Harmonic
42	802.11BE EHT20	100	5453.04	45.68	54.00	-8.32	H	AVERAGE	Pass	Band Edge
42	802.11BE EHT20	100	-	-	-	-	-	-	-	Harmonic
43	802.11BE EHT20	140	5725.24	58.59	68.20	-9.61	H	PEAK	Pass	Band Edge
43	802.11BE EHT20	140	-	-	-	-	-	-	-	Harmonic
44	802.11a	144	-	-	-	-	-	-	-	Band Edge
44	802.11a	144	10456.20	54.58	68.20	-13.62	V	Peak	Pass	Harmonic
45	802.11BE EHT20	144	-	-	-	-	-	-	-	Band Edge
45	802.11BE EHT20	144	11440.00	46.10	74.00	-27.90	V	PEAK	Pass	Harmonic
46	802.11BE EHT40	142	-	-	-	-	-	-	-	Band Edge
46	802.11BE EHT40	142	11420.00	45.36	74.00	-28.64	V	PEAK	Pass	Harmonic
47	802.11BE EHT80	138	-	-	-	-	-	-	-	Band Edge
47	802.11BE EHT80	138	11380.00	45.83	74.00	-28.17	V	PEAK	Pass	Harmonic
48	802.11a	149	5616.60	59.95	68.20	-8.25	H	PEAK	Pass	Band Edge
48	802.11a	149	11490.00	46.16	54.00	-7.84	H	AVERAGE	Pass	Harmonic
49	802.11a	157	5615.42	60.73	68.20	-7.47	H	PEAK	Pass	Band Edge
49	802.11a	157	17356.13	63.27	68.20	-4.93	H	Peak	Pass	Harmonic
50	802.11a	165	5955.00	57.65	68.20	-10.55	V	PEAK	Pass	Band Edge
50	802.11a	165	17477.13	66.34	68.20	-1.86	H	Peak	Pass	Harmonic
51	802.11BE EHT20	149	5633.42	60.57	68.20	-7.63	H	PEAK	Pass	Band Edge
51	802.11BE EHT20	149	17235.00	59.12	68.20	-9.08	H	PEAK	Pass	Harmonic
52	802.11BE EHT20	157	5624.22	59.60	68.20	-8.60	H	PEAK	Pass	Band Edge
52	802.11BE EHT20	157	17355.00	58.75	68.20	-9.45	H	PEAK	Pass	Harmonic
53	802.11BE EHT20	165	5948.60	58.57	68.20	-9.63	H	PEAK	Pass	Band Edge
53	802.11BE EHT20	165	17475.00	62.15	68.20	-6.05	V	PEAK	Pass	Harmonic
54	802.11BE EHT40	151	5635.43	67.33	68.20	-0.87	H	PEAK	Pass	Band Edge
54	802.11BE EHT40	151	11510.00	43.11	54.00	-10.89	H	AVERAGE	Pass	Harmonic

Mode	Modulation	Ch.	Freq. (MHz)	Level (dBuV/m)	Limit (dBuV/m)	Margin (dB)	Pol.	Peak Avg.	Result	Remark
55	802.11BE EHT20	149	5616.80	59.88	68.20	-8.32	H	PEAK	Pass	Band Edge
55	802.11BE EHT20	149	-	-	-	-	-	-	-	Harmonic
56	802.11BE EHT40	159	5626.96	67.18	68.20	-1.02	H	Peak	Pass	Band Edge
56	802.11BE EHT40	159	17385.00	51.85	68.20	-16.35	V	PEAK	Pass	Harmonic
57	802.11BE EHT80	155	5628.60	62.62	68.20	-5.58	H	PEAK	Pass	Band Edge
57	802.11BE EHT80	155	11550.00	46.78	74.00	-27.22	V	PEAK	Pass	Harmonic
58	802.11BE EHT20	165	5978.40	56.55	68.20	-11.65	V	PEAK	Pass	Band Edge
58	802.11BE EHT20	165	-	-	-	-	-	-	-	Harmonic
59	802.11BE EHT80	155	5647.80	63.40	68.20	-4.80	H	PEAK	Pass	Band Edge
59	802.11BE EHT80	155	-	-	-	-	-	-	-	Harmonic
60	802.11BE EHT80	155	5612.60	62.19	68.20	-6.01	H	PEAK	Pass	Band Edge
60	802.11BE EHT80	155	-	-	-	-	-	-	-	Harmonic
93	802.11BE EHT40	38	5149.92	53.79	54.00	-0.21	V	AVERAGE	Pass	Band Edge
93	802.11BE EHT40	38	10380.00	47.08	68.20	-21.12	V	PEAK	Pass	Harmonic
94	802.11BE EHT40	38	5149.92	53.48	54.00	-0.52	V	AVERAGE	Pass	Band Edge
94	802.11BE EHT40	38	10380.00	43.45	68.20	-24.75	H	PEAK	Pass	Harmonic

Radiated Spurious Emission Test plots

Mode	1	
	Band Edge	
	U-NII-1_5.15-5.25_802.11a_CH36_5180MHz	
ANT	CDD 1S4T	
Pol.	Horizontal	Fundamental
Peak	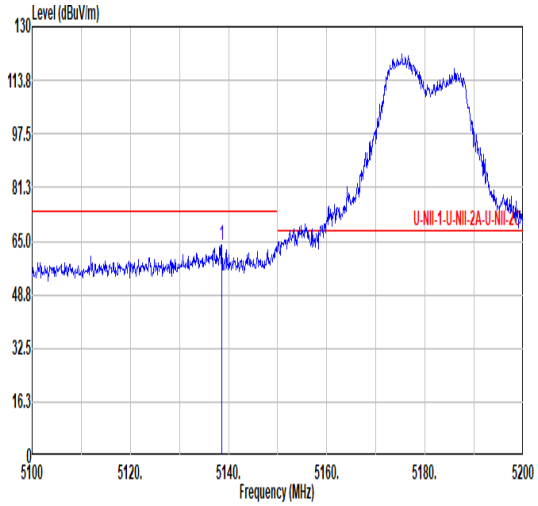 Freq Level Limit Line Margin Read Level Ant Factor Cable Loss Preamp Factor Aux Factor APos TPos Remark MHz dBuV/m dBuV/m dB dBuV dB/m dB dB dB cm deg 1 5138.60 63.71 74.00 -10.29 55.26 34.52 10.60 36.67 0.00 155 0 PEAK	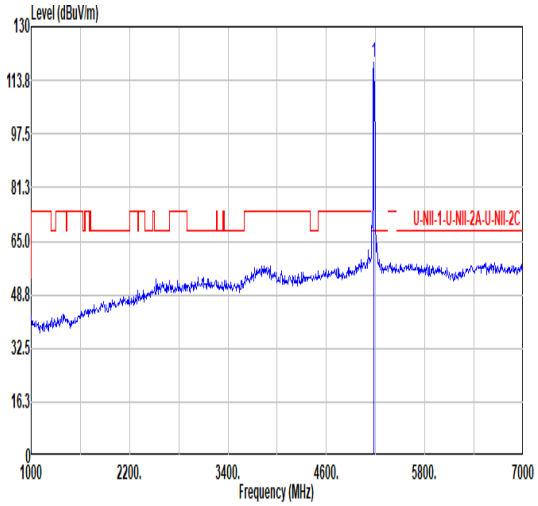 Freq Level Limit Line Margin Read Level Ant Factor Cable Loss Preamp Factor Aux Factor APos TPos Remark MHz dBuV/m dBuV/m dB dBuV dB/m dB dB dB cm deg 1 5180.00 119.18 ------ ------ 110.53 34.63 10.64 36.62 0.00 155 0 PEAK
Avg	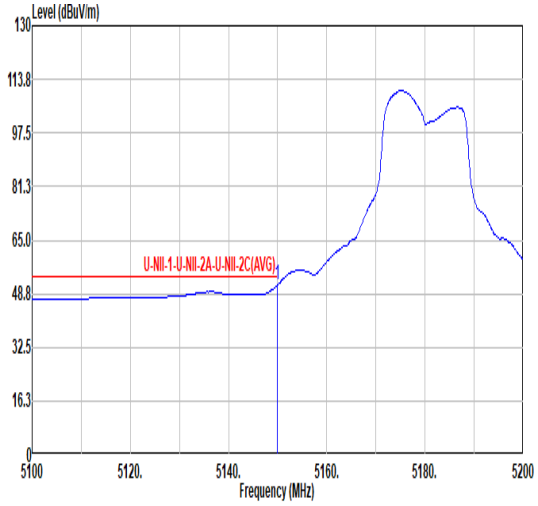 Freq Level Limit Line Margin Read Level Ant Factor Cable Loss Preamp Factor Aux Factor APos TPos Remark MHz dBuV/m dBuV/m dB dBuV dB/m dB dB dB cm deg 1 5150.00 51.40 54.00 -2.60 42.89 34.55 10.61 36.65 0.00 155 0 AVERAGE	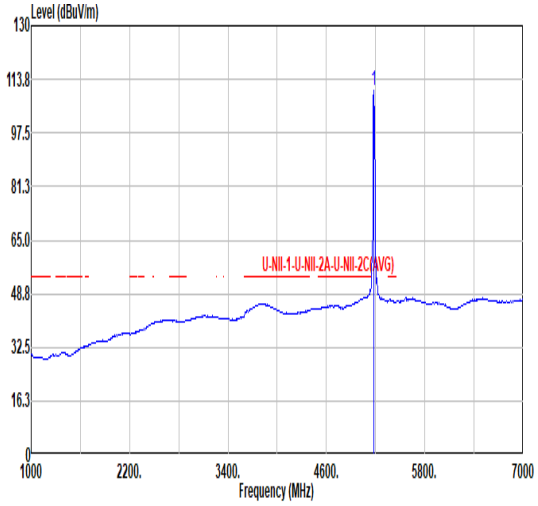 Freq Level Limit Line Margin Read Level Ant Factor Cable Loss Preamp Factor Aux Factor APos TPos Remark MHz dBuV/m dBuV/m dB dBuV dB/m dB dB dB cm deg 1 5180.00 110.27 ------ ------ 101.62 34.63 10.64 36.62 0.00 155 0 AVERAGE

Mode	1	
	Band Edge	
	U-NII-1_5.15-5.25_802.11a_CH36_5180MHz	
ANT	CDD 1S4T	
Pol.	Vertical	Fundamental
Peak	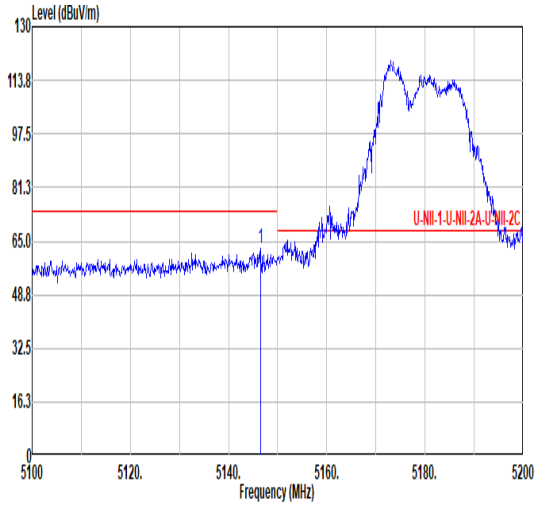 Freq Level Limit Line Margin Read Level Ant Factor Cable Loss Preamp Factor Aux Factor APos TPos Remark MHz dBuV/m dBuV/m dB dBuV dB/m dB dB dB cm deg 1 5146.50 62.99 74.00 -11.01 54.51 34.54 10.60 36.66 0.00 100 243 PEAK	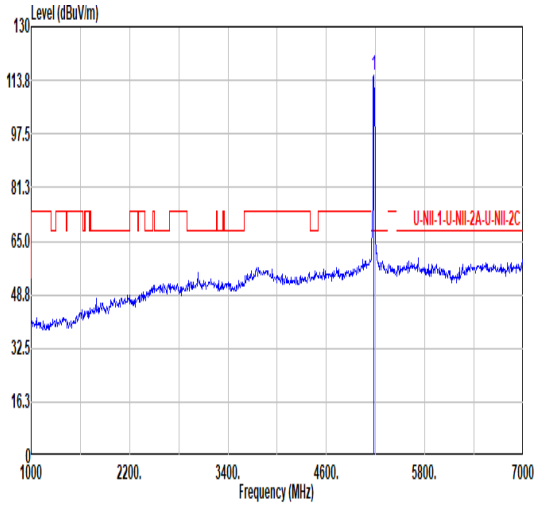 Freq Level Limit Line Margin Read Level Ant Factor Cable Loss Preamp Factor Aux Factor APos TPos Remark MHz dBuV/m dBuV/m dB dBuV dB/m dB dB dB cm deg 1 5180.00 115.48 ------ ------ 106.83 34.63 10.64 36.62 0.00 100 243 PEAK
Avg	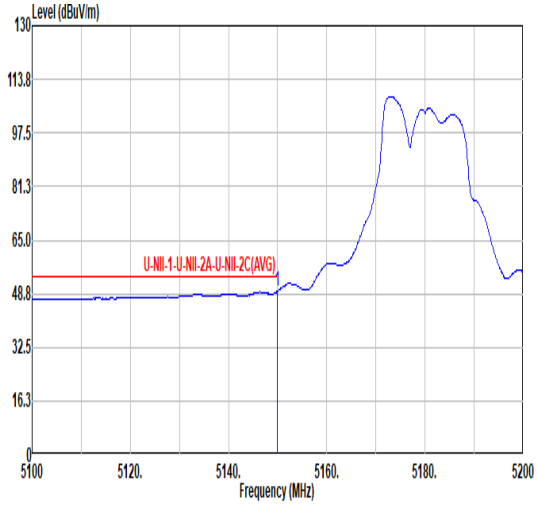 Freq Level Limit Line Margin Read Level Ant Factor Cable Loss Preamp Factor Aux Factor APos TPos Remark MHz dBuV/m dBuV/m dB dBuV dB/m dB dB dB cm deg 1 5150.00 49.59 54.00 -4.41 41.08 34.55 10.61 36.65 0.00 100 243 AVERAGE	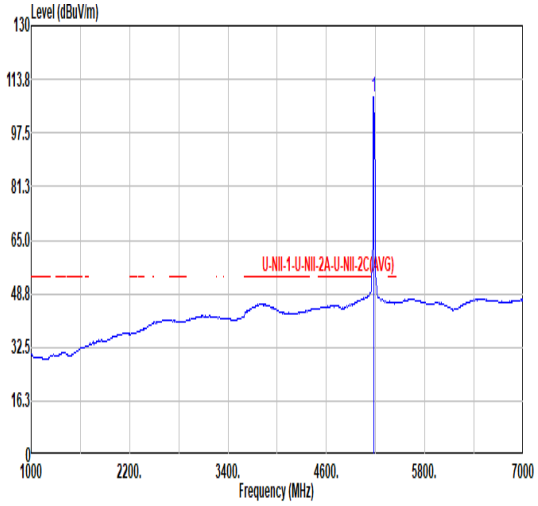 Freq Level Limit Line Margin Read Level Ant Factor Cable Loss Preamp Factor Aux Factor APos TPos Remark MHz dBuV/m dBuV/m dB dBuV dB/m dB dB dB cm deg 1 5180.00 108.41 ------ ------ 99.80 34.61 10.63 36.63 0.00 100 243 AVERAGE

Mode	1	
	Harmonic	
	U-NII-1_5.15-5.25_802.11a_CH36_5180MHz	
ANT	CDD 1S4T	
Pol.	Horizontal	Vertical
Peak Avg	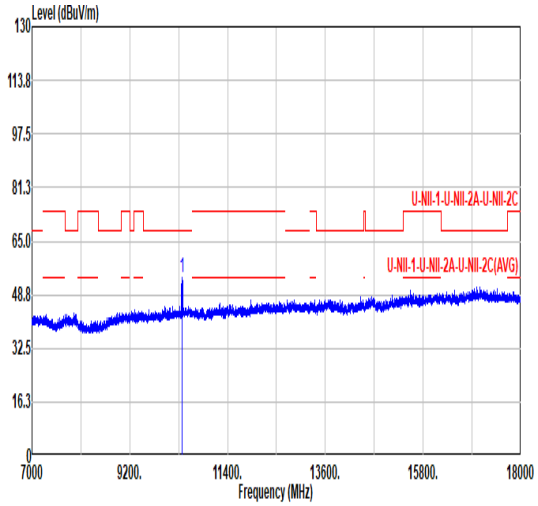 Freq Level Limit Line Margin Read Level Ant Factor Cable Loss Preamp Factor Aux Factor APos TPos Remark MHz dBuV/m dBuV/m dB dBuV dB/m dB dB dB cm deg 1 10377.73 53.89 68.20 -14.31 67.94 37.43 15.47 66.95 0.00 --- --- Peak	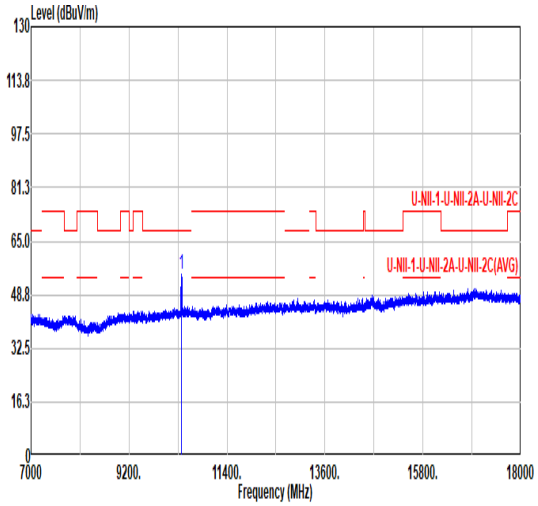 Freq Level Limit Line Margin Read Level Ant Factor Cable Loss Preamp Factor Aux Factor APos TPos Remark MHz dBuV/m dBuV/m dB dBuV dB/m dB dB dB cm deg 1 10373.33 55.08 68.20 -13.12 69.15 37.42 15.46 66.95 0.00 --- --- Peak

Mode	2	
	Band Edge - L	
	U-NII-1_5.15-5.25_802.11a_CH44_5220MHz	
ANT	CDD 1S4T	
Pol.	Horizontal	Fundamental
Peak	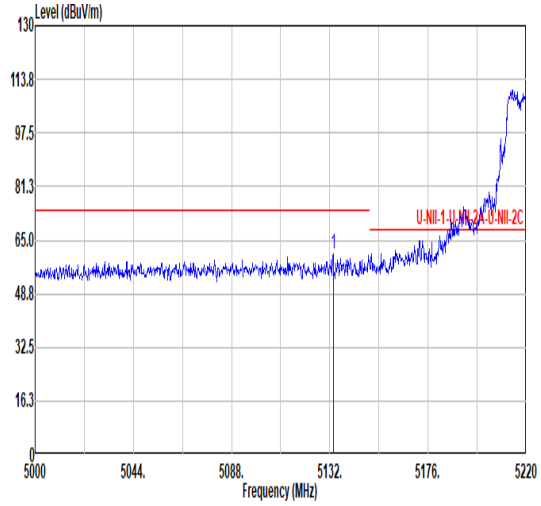 Freq Level Limit Line Margin Read Level Ant Factor Cable Loss Preamp Factor Aux Factor APos TPos Remark MHz dBuV/m dBuV/m dB dBuV dB/m dB dB dB cm deg 1 5133.54 60.84 74.00 -13.16 52.43 34.50 10.59 36.68 0.00 100 129 PEAK	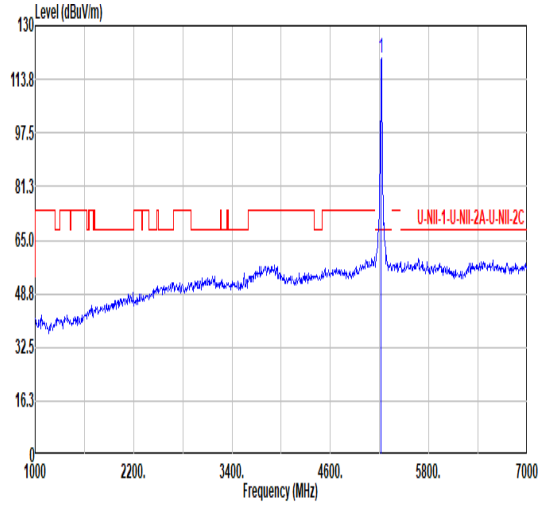 Freq Level Limit Line Margin Read Level Ant Factor Cable Loss Preamp Factor Aux Factor APos TPos Remark MHz dBuV/m dBuV/m dB dBuV dB/m dB dB dB cm deg 1 5220.00 120.21 ------ ------ 111.29 34.80 10.67 36.55 0.00 100 129 PEAK
Avg	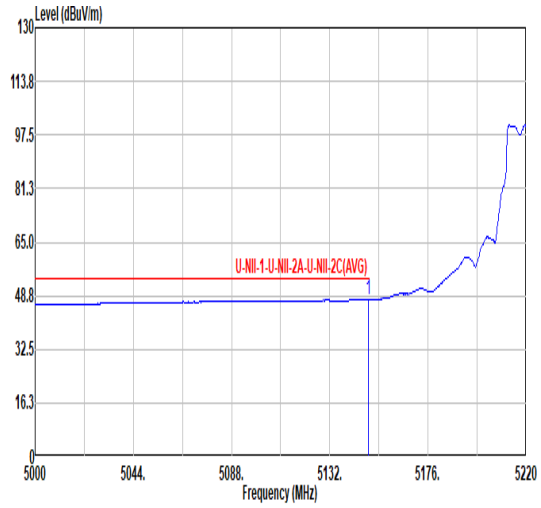 Freq Level Limit Line Margin Read Level Ant Factor Cable Loss Preamp Factor Aux Factor APos TPos Remark MHz dBuV/m dBuV/m dB dBuV dB/m dB dB dB cm deg 1 5149.38 47.60 54.00 -6.40 39.09 34.55 10.61 36.65 0.00 100 129 AVERAGE	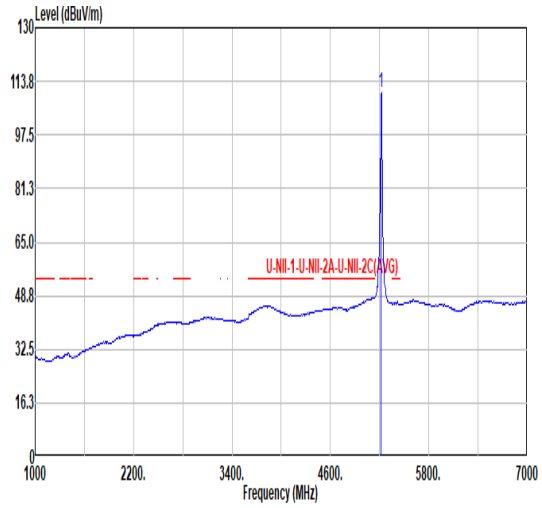 Freq Level Limit Line Margin Read Level Ant Factor Cable Loss Preamp Factor Aux Factor APos TPos Remark MHz dBuV/m dBuV/m dB dBuV dB/m dB dB dB cm deg 1 5220.00 110.41 ------ ------ 101.45 34.82 10.68 36.54 0.00 100 129 AVERAGE

Mode	2	
	Band Edge - R	
	U-NII-1_5.15-5.25_802.11a_CH44_5220MHz	
ANT	CDD 1S4T	
Pol.	Horizontal	Fundamental
Peak	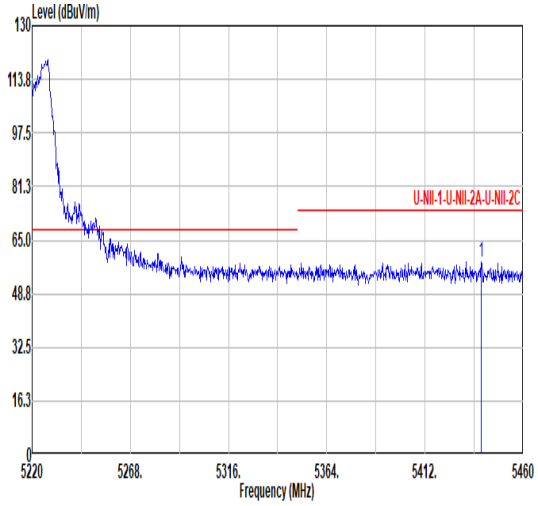 Freq Level Limit Line Margin Read Level Ant Factor Cable Loss Preamp Factor Aux Factor APos TPos Remark MHz dBuV/m dBuV/m dB dBuV dB/m dB dB dB cm deg 1 5439.60 58.33 74.00 -15.67 48.61 35.14 10.82 36.24 0.00 100 129 PEAK	Blank
Avg	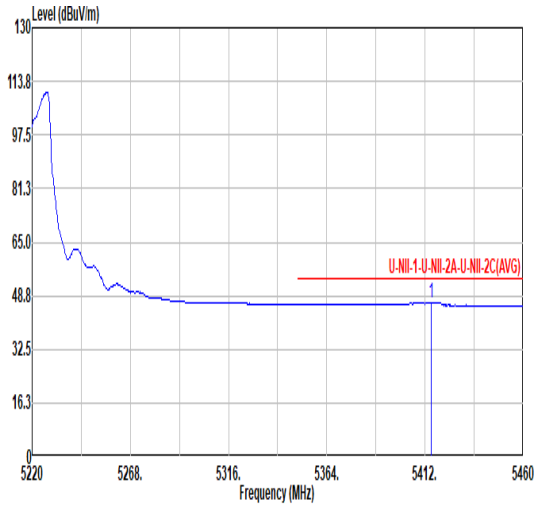 Freq Level Limit Line Margin Read Level Ant Factor Cable Loss Preamp Factor Aux Factor APos TPos Remark MHz dBuV/m dBuV/m dB dBuV dB/m dB dB dB cm deg 1 5415.12 46.65 54.00 -7.35 36.90 35.24 10.79 36.28 0.00 100 129 AVERAGE	Blank

Mode	2	
	Band Edge - L	
	U-NII-1_5.15-5.25_802.11a_CH44_5220MHz	
ANT	CDD 1S4T	
Pol.	Vertical	Fundamental
Peak	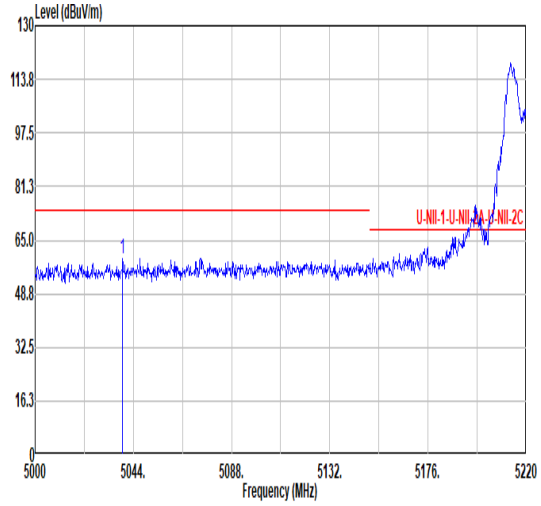 Freq Level Limit Line Margin Read Level Ant Factor Cable Loss Preamp Factor Aux Factor APos TPos Remark MHz dBuV/m dBuV/m dB dBuV dB/m dB dB dB cm deg 1 5039.16 59.57 74.00 -14.43 51.61 34.28 10.49 36.81 0.00 296 243 PEAK	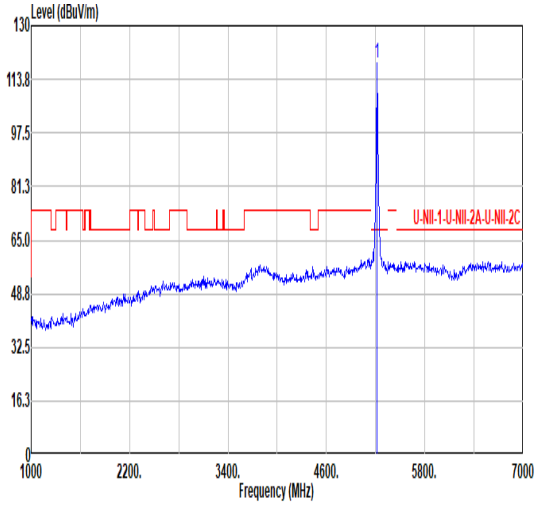 Freq Level Limit Line Margin Read Level Ant Factor Cable Loss Preamp Factor Aux Factor APos TPos Remark MHz dBuV/m dBuV/m dB dBuV dB/m dB dB dB cm deg 1 5220.00 118.80 ------ ------ 109.95 34.75 10.67 36.57 0.00 296 243 PEAK
Avg	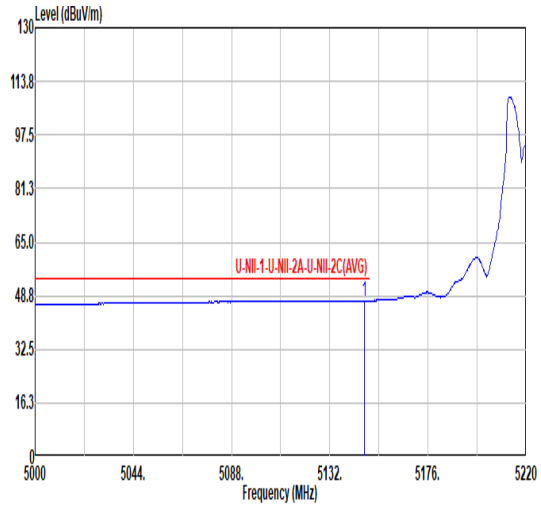 Freq Level Limit Line Margin Read Level Ant Factor Cable Loss Preamp Factor Aux Factor APos TPos Remark MHz dBuV/m dBuV/m dB dBuV dB/m dB dB dB cm deg 1 5147.40 47.22 54.00 -6.78 38.73 34.54 10.61 36.66 0.00 296 243 AVERAGE	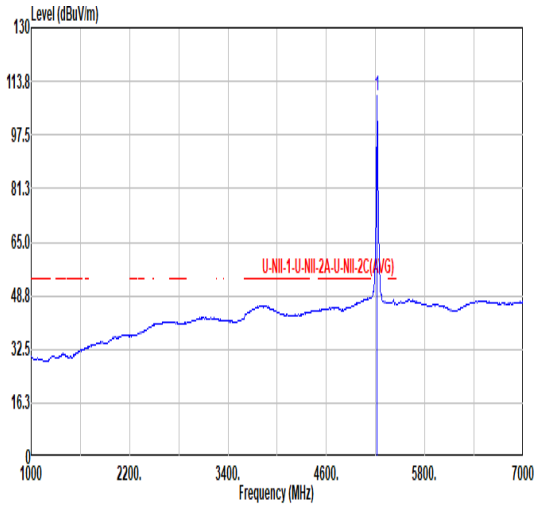 Freq Level Limit Line Margin Read Level Ant Factor Cable Loss Preamp Factor Aux Factor APos TPos Remark MHz dBuV/m dBuV/m dB dBuV dB/m dB dB dB cm deg 1 5220.00 109.21 ------ ------ 100.36 34.75 10.67 36.57 0.00 296 243 AVERAGE

Mode	2	
	Band Edge - R	
	U-NII-1_5.15-5.25_802.11a_CH44_5220MHz	
ANT	CDD 1S4T	
Pol.	Vertical	Fundamental
Peak	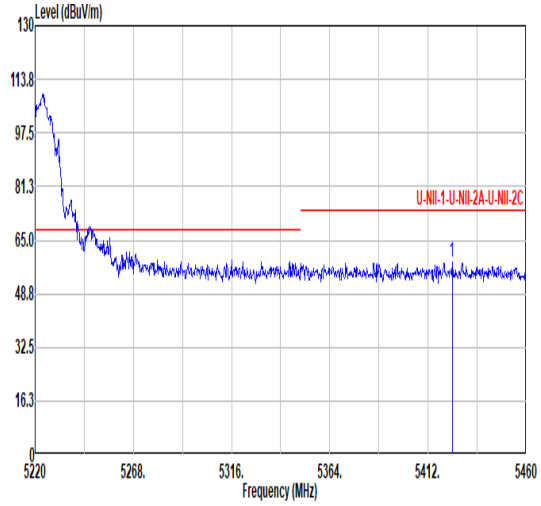 Freq Level Limit Line Margin Read Level Ant Factor Cable Loss Preamp Factor Aux Factor APos TPos Remark MHz dBuV/m dBuV/m dB dBuV dB/m dB dB dB cm deg 1 5423.76 58.37 74.00 -15.63 48.64 35.20 10.80 36.27 0.00 296 243 PEAK	Blank
Avg	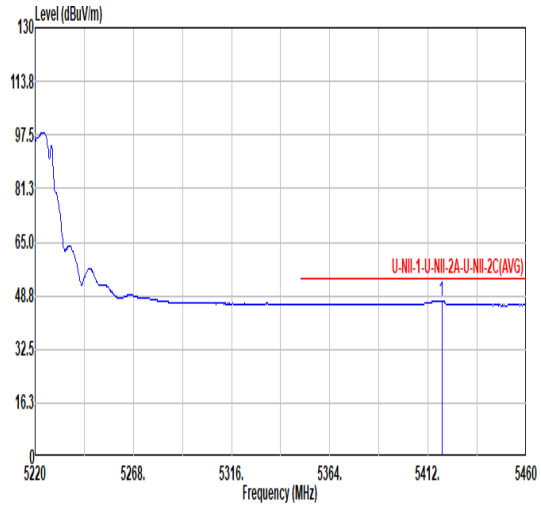 Freq Level Limit Line Margin Read Level Ant Factor Cable Loss Preamp Factor Aux Factor APos TPos Remark MHz dBuV/m dBuV/m dB dBuV dB/m dB dB dB cm deg 1 5418.72 47.16 54.00 -6.84 37.41 35.23 10.79 36.27 0.00 296 243 AVERAGE	Blank

Mode	2	
	Harmonic	
	U-NII-1_5.15-5.25_802.11a_CH44_5220MHz	
ANT	CDD 1S4T	
Pol.	Horizontal	Vertical
Peak Avg	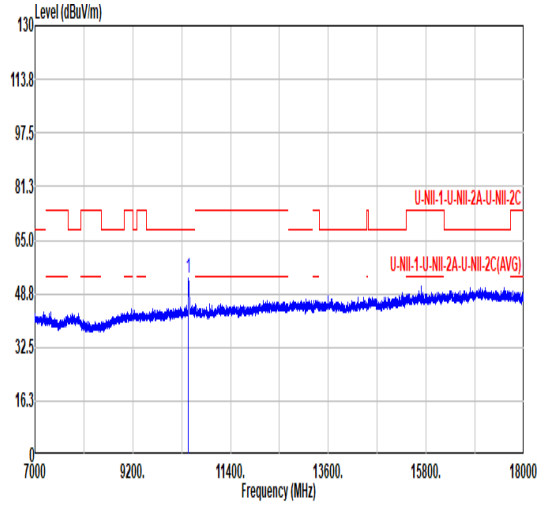 Freq Level Limit Line Margin Read Level Ant Factor Cable Loss Preamp Factor Aux Factor APos TPos Remark MHz dBuV/m dBuV/m dB dBuV dB/m dB dB dB cm deg 1 10452.53 53.42 68.20 -14.78 67.32 37.47 15.54 66.91 0.00 --- --- Peak	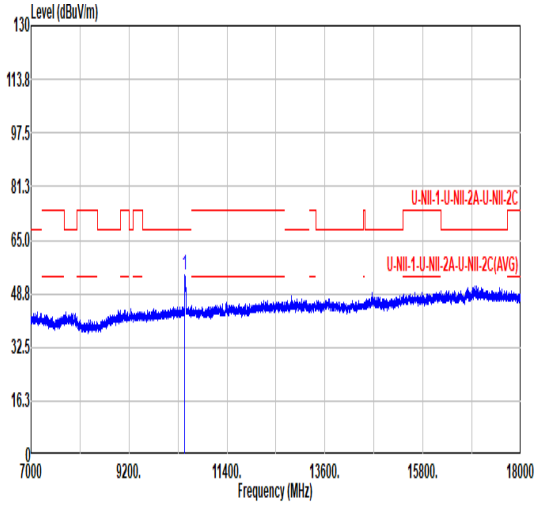 Freq Level Limit Line Margin Read Level Ant Factor Cable Loss Preamp Factor Aux Factor APos TPos Remark MHz dBuV/m dBuV/m dB dBuV dB/m dB dB dB cm deg 1 10456.20 54.58 68.20 -13.62 68.48 37.47 15.54 66.91 0.00 --- --- Peak

Mode	3	
	Band Edge - L	
	U-NII-1_5.15-5.25_802.11a_CH48_5240MHz	
ANT	CDD 1S4T	
Pol.	Horizontal	Fundamental
Peak	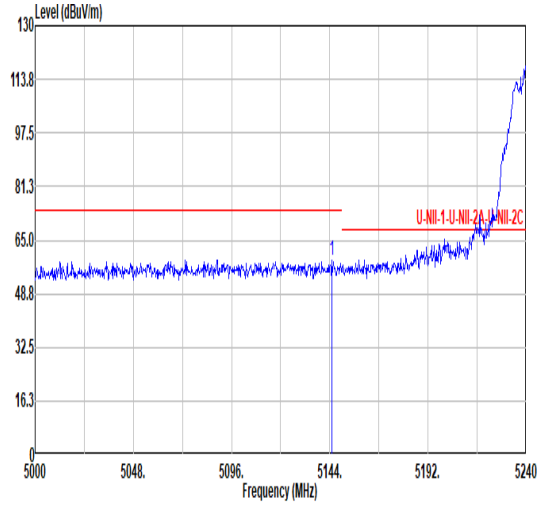 Freq Level Limit Line Margin Read Level Ant Factor Cable Loss Preamp Factor Aux Factor APos TPos Remark MHz dBuV/m dBuV/m dB dBuV dB/m dB dB dB cm deg 1 5144.96 58.86 74.00 -15.14 50.39 34.53 10.60 36.66 0.00 142 201 PEAK	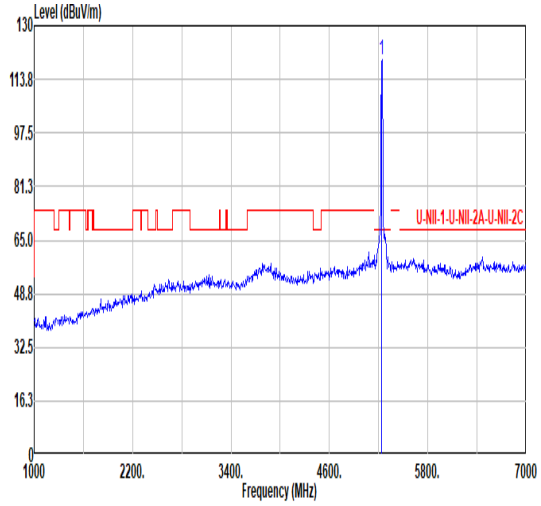 Freq Level Limit Line Margin Read Level Ant Factor Cable Loss Preamp Factor Aux Factor APos TPos Remark MHz dBuV/m dBuV/m dB dBuV dB/m dB dB dB cm deg 1 5240.00 119.74 ------ ------ 110.71 34.87 10.68 36.52 0.00 142 201 PEAK
Avg	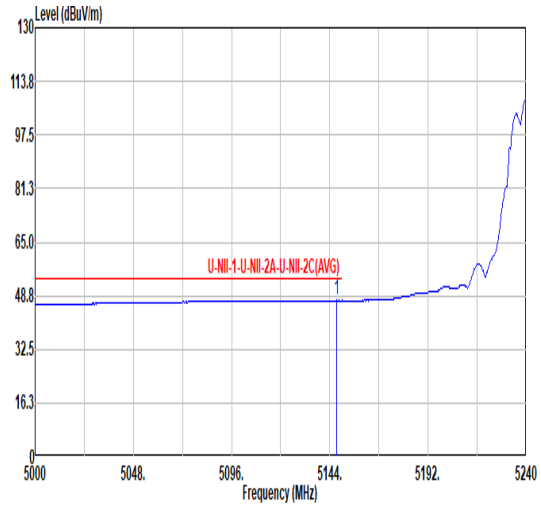 Freq Level Limit Line Margin Read Level Ant Factor Cable Loss Preamp Factor Aux Factor APos TPos Remark MHz dBuV/m dBuV/m dB dBuV dB/m dB dB dB cm deg 1 5147.36 47.35 54.00 -6.65 38.86 34.54 10.61 36.66 0.00 142 201 AVERAGE	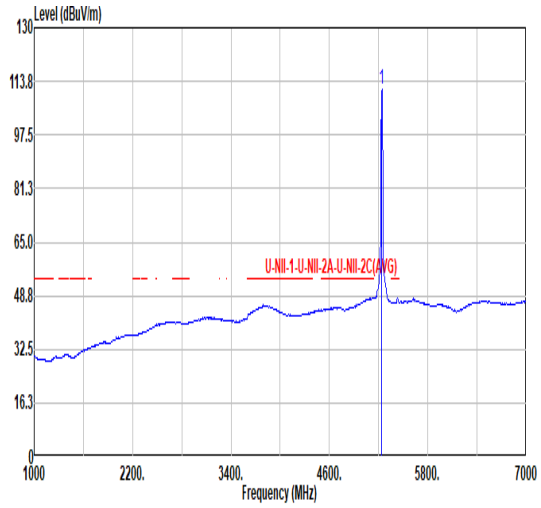 Freq Level Limit Line Margin Read Level Ant Factor Cable Loss Preamp Factor Aux Factor APos TPos Remark MHz dBuV/m dBuV/m dB dBuV dB/m dB dB dB cm deg 1 5240.00 111.57 ------ ------ 102.54 34.87 10.68 36.52 0.00 142 201 AVERAGE

Mode	3	
	Band Edge - R	
	U-NII-1_5.15-5.25_802.11a_CH48_5240MHz	
ANT	CDD 1S4T	
Pol.	Horizontal	Fundamental
Peak	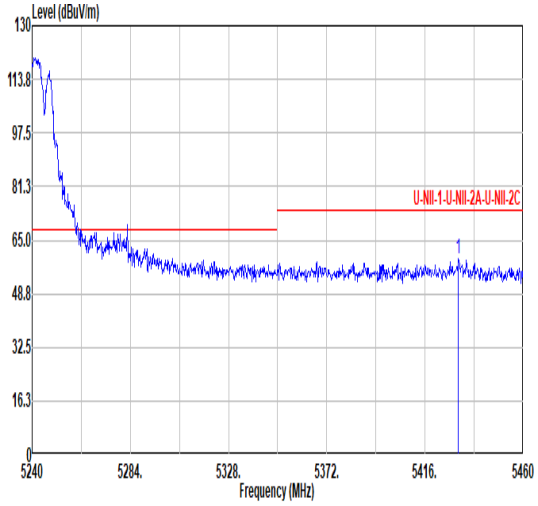 Freq Level Limit Line Margin Read Level Ant Factor Cable Loss Preamp Factor Aux Factor APos TPos Remark MHz dBuV/m dBuV/m dB dBuV dB/m dB dB dB cm deg 1 5430.96 59.39 74.00 -14.61 49.66 35.18 10.81 36.26 0.00 142 201 PEAK	Blank
Avg	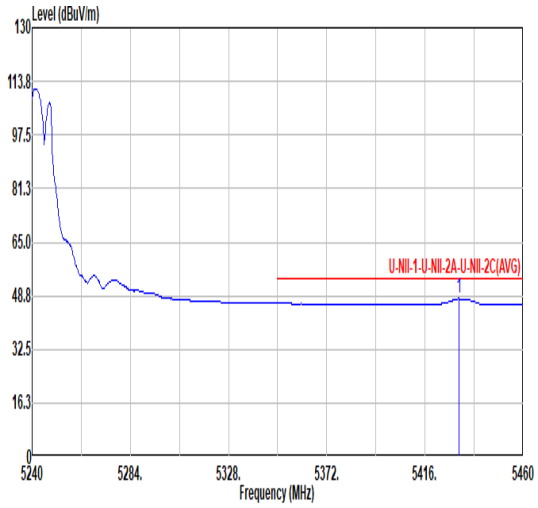 Freq Level Limit Line Margin Read Level Ant Factor Cable Loss Preamp Factor Aux Factor APos TPos Remark MHz dBuV/m dBuV/m dB dBuV dB/m dB dB dB cm deg 1 5431.18 47.85 54.00 -6.15 38.12 35.18 10.81 36.26 0.00 142 201 AVERAGE	Blank

Mode	3	
	Band Edge - L	
	U-NII-1_5.15-5.25_802.11a_CH48_5240MHz	
ANT	CDD 1S4T	
Pol.	Vertical	Fundamental
Peak	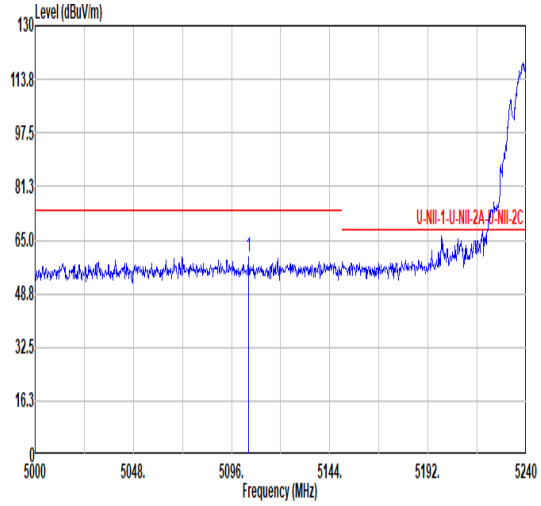 Freq Level Limit Line Margin Read Level Ant Factor Cable Loss Preamp Factor Aux Factor APos TPos Remark MHz dBuV/m dBuV/m dB dBuV dB/m dB dB dB cm deg 1 5104.16 59.70 74.00 -14.30 51.45 34.41 10.56 36.72 0.00 100 187 PEAK	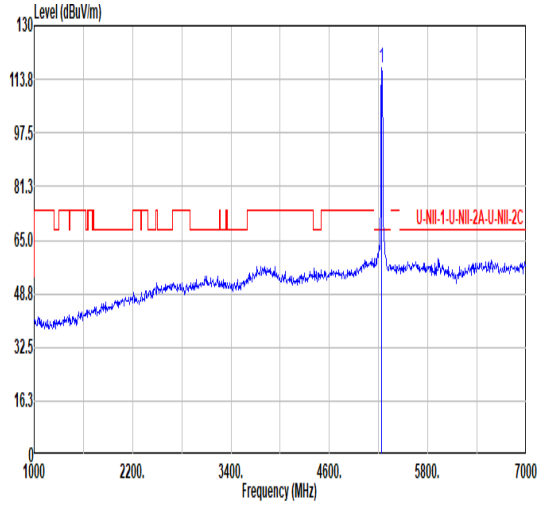 Freq Level Limit Line Margin Read Level Ant Factor Cable Loss Preamp Factor Aux Factor APos TPos Remark MHz dBuV/m dBuV/m dB dBuV dB/m dB dB dB cm deg 1 5240.00 117.01 ------ ------ 108.02 34.84 10.68 36.53 0.00 100 187 PEAK
Avg	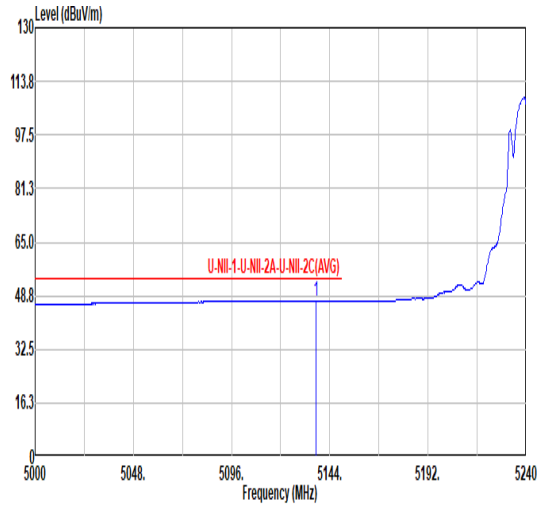 Freq Level Limit Line Margin Read Level Ant Factor Cable Loss Preamp Factor Aux Factor APos TPos Remark MHz dBuV/m dBuV/m dB dBuV dB/m dB dB dB cm deg 1 5137.28 47.13 54.00 -6.87 38.69 34.51 10.60 36.67 0.00 100 187 AVERAGE	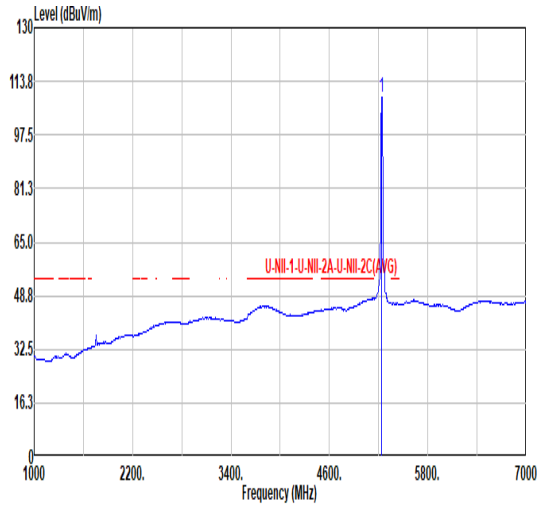 Freq Level Limit Line Margin Read Level Ant Factor Cable Loss Preamp Factor Aux Factor APos TPos Remark MHz dBuV/m dBuV/m dB dBuV dB/m dB dB dB cm deg 1 5240.00 108.87 ------ ------ 99.84 34.87 10.68 36.52 0.00 100 187 AVERAGE

Mode	3	
	Band Edge - R	
	U-NII-1_5.15-5.25_802.11a_CH48_5240MHz	
ANT	CDD 1S4T	
Pol.	Vertical	Fundamental
Peak	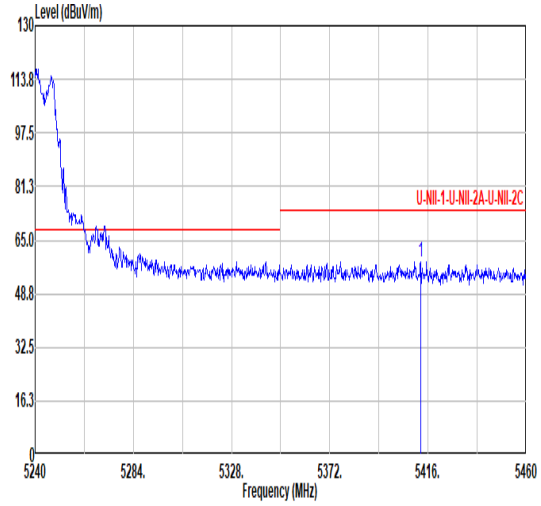 Freq Level Limit Line Margin Read Level Ant Factor Cable Loss Preamp Factor Aux Factor APos TPos Remark MHz dBuV/m dBuV/m dB dBuV dB/m dB dB dB cm deg 1 5412.70 58.53 74.00 -15.47 48.77 35.25 10.79 36.28 0.00 100 187 PEAK	Blank
Avg	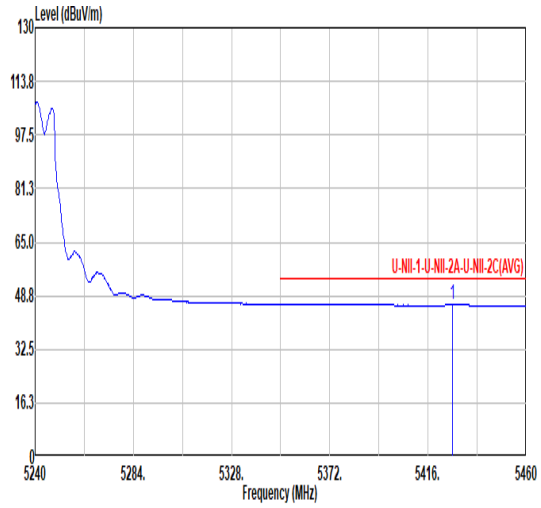 Freq Level Limit Line Margin Read Level Ant Factor Cable Loss Preamp Factor Aux Factor APos TPos Remark MHz dBuV/m dBuV/m dB dBuV dB/m dB dB dB cm deg 1 5427.00 46.18 54.00 -7.82 36.45 35.19 10.80 36.26 0.00 100 187 AVERAGE	Blank

Mode	3	
	Harmonic	
	U-NII-1_5.15-5.25_802.11a_CH48_5240MHz	
ANT	CDD 1S4T	
Pol.	Horizontal	Vertical
Peak Avg	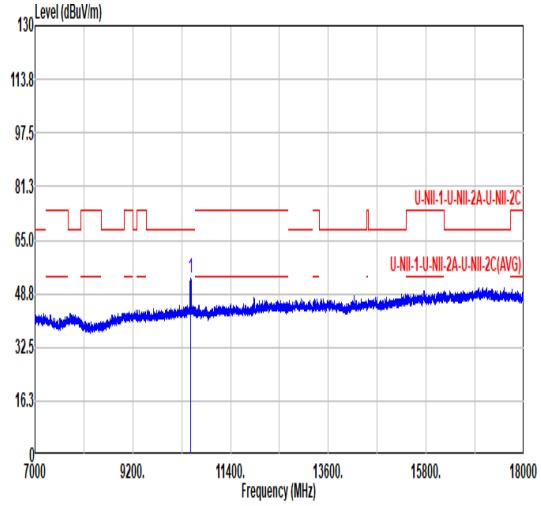 Freq Level Limit Line Margin Read Level Ant Factor Cable Loss Preamp Factor Aux Factor APos TPos Remark MHz dBuV/m dBuV/m dB dBuV dB/m dB dB dB cm deg 1 10509.00 53.42 68.20 -14.78 67.20 37.51 15.59 66.88 0.00 --- --- Peak	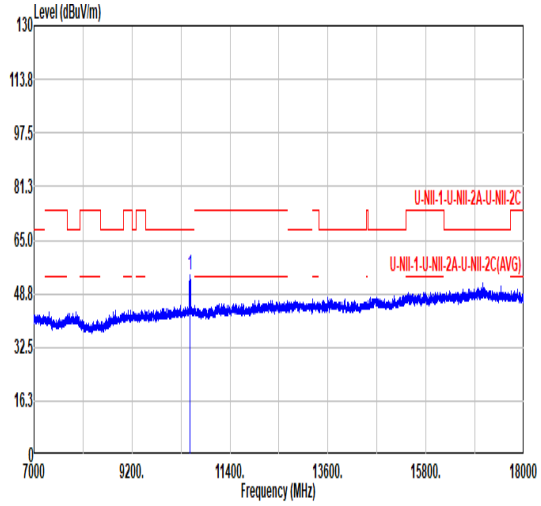 Freq Level Limit Line Margin Read Level Ant Factor Cable Loss Preamp Factor Aux Factor APos TPos Remark MHz dBuV/m dBuV/m dB dBuV dB/m dB dB dB cm deg 1 10505.33 54.69 68.20 -13.51 68.49 37.50 15.58 66.88 0.00 --- --- Peak

Mode	4	
	Band Edge	
	U-NII-1_5.15-5.25_802.11BE EHT20_CH36_Full RU_5180MHz	
ANT	CDD 1S4T	
Pol.	Horizontal	Fundamental
Peak	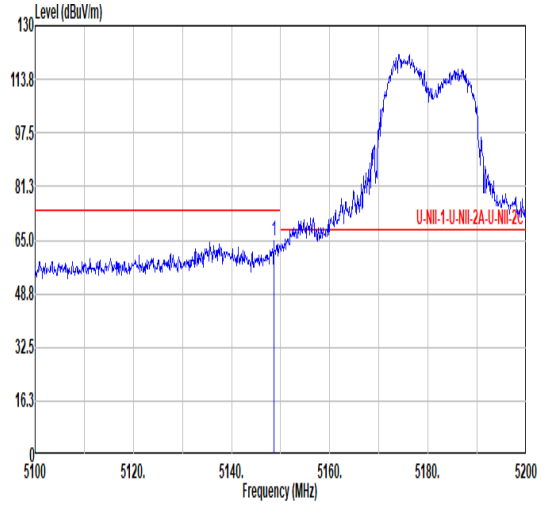 Freq Level Limit Line Margin Read Level Ant Factor Cable Loss Preamp Factor Aux Factor APos TPos Remark MHz dBuV/m dBuV/m dB dBuV dB/m dB dB dB cm deg 1 5148.60 64.88 74.00 -9.12 56.38 34.55 10.61 36.66 0.00 156 0 PEAK	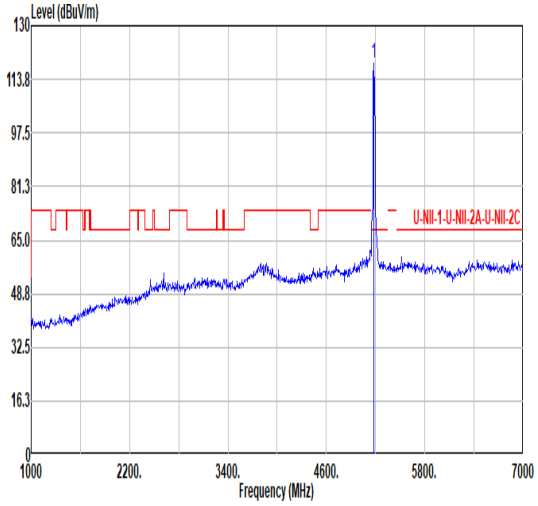 Freq Level Limit Line Margin Read Level Ant Factor Cable Loss Preamp Factor Aux Factor APos TPos Remark MHz dBuV/m dBuV/m dB dBuV dB/m dB dB dB cm deg 1 5180.00 118.70 ------ ------ 110.05 34.63 10.64 36.62 0.00 156 0 PEAK
Avg	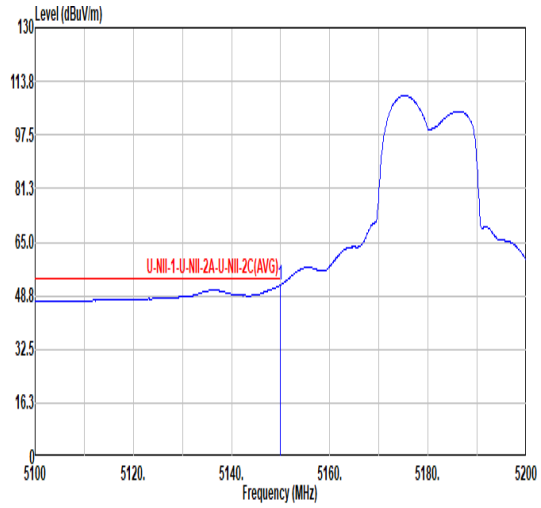 Freq Level Limit Line Margin Read Level Ant Factor Cable Loss Preamp Factor Aux Factor APos TPos Remark MHz dBuV/m dBuV/m dB dBuV dB/m dB dB dB cm deg 1 5150.00 52.14 54.00 -1.86 43.63 34.55 10.61 36.65 0.00 156 0 AVERAGE	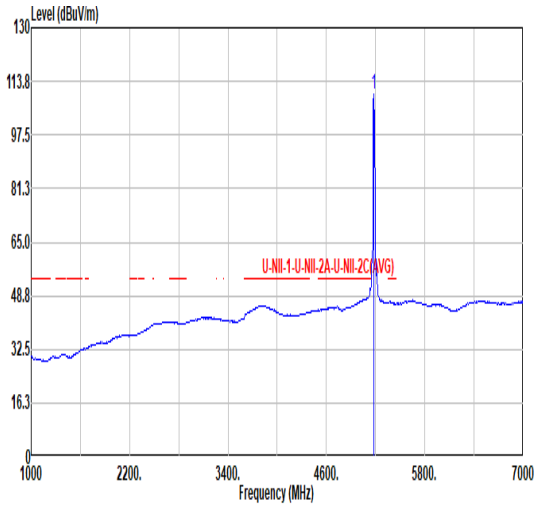 Freq Level Limit Line Margin Read Level Ant Factor Cable Loss Preamp Factor Aux Factor APos TPos Remark MHz dBuV/m dBuV/m dB dBuV dB/m dB dB dB cm deg 1 5180.00 109.66 ------ ------ 101.01 34.63 10.64 36.62 0.00 156 0 AVERAGE

Mode	4	
	Band Edge	
	U-NII-1_5.15-5.25_802.11BE EHT20_CH36_Full RU_5180MHz	
ANT	CDD 1S4T	
Pol.	Vertical	Fundamental
Peak	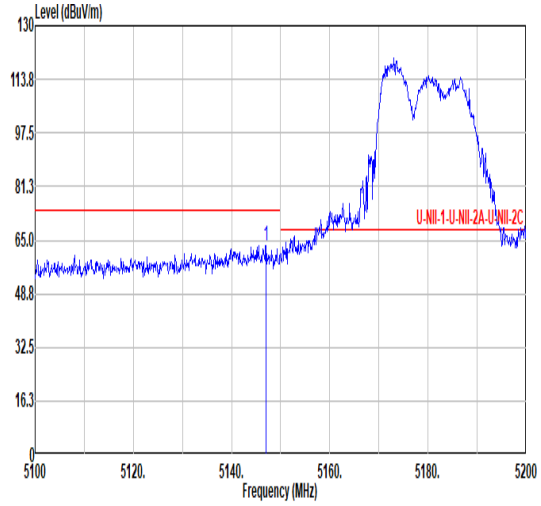 Freq Level Limit Line Margin Read Level Ant Factor Cable Loss Preamp Factor Aux Factor APos TPos Remark 1 5147.00 63.49 74.00 -10.51 55.00 34.54 10.61 36.66 0.00 104 245 PEAK	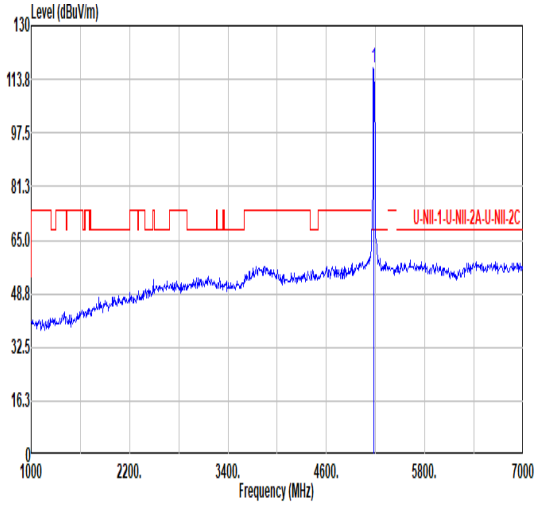 Freq Level Limit Line Margin Read Level Ant Factor Cable Loss Preamp Factor Aux Factor APos TPos Remark 1 5180.00 117.09 ------ ------ 108.48 34.61 10.63 36.63 0.00 104 245 PEAK
Avg	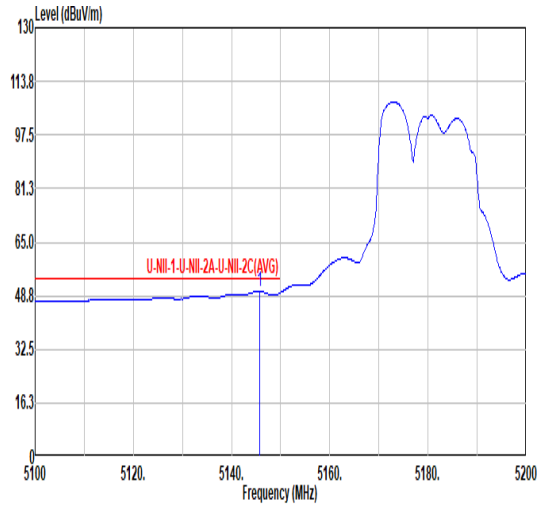 Freq Level Limit Line Margin Read Level Ant Factor Cable Loss Preamp Factor Aux Factor APos TPos Remark 1 5145.70 50.13 54.00 -3.87 41.65 34.54 10.60 36.66 0.00 104 245 AVERAGE	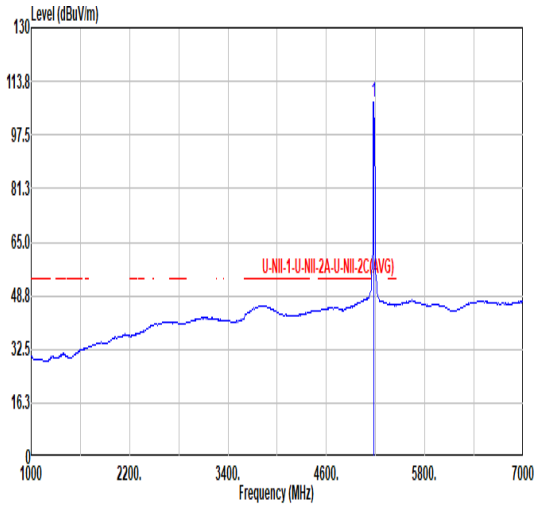 Freq Level Limit Line Margin Read Level Ant Factor Cable Loss Preamp Factor Aux Factor APos TPos Remark 1 5180.00 107.62 ------ ------ 99.01 34.61 10.63 36.63 0.00 104 245 AVERAGE

Mode	4	
	Harmonic	
	U-NII-1_5.15-5.25_802.11BE EHT20_CH36_Full RU_5180MHz	
ANT	CDD 1S4T	
Pol.	Horizontal	Vertical
Peak Avg	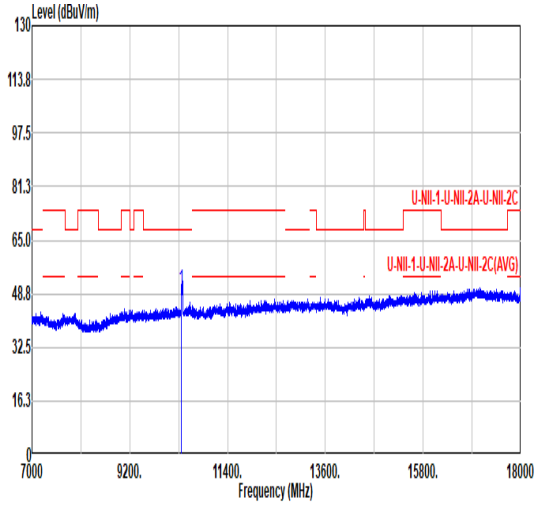 Freq Level Limit Line Margin Read Level Ant Factor Cable Loss Preamp Factor Aux Factor APos TPos Remark MHz dBuV/m dBuV/m dB dBuV dB/m dB dB dB cm deg 1 10360.00 50.23 68.20 -17.97 64.32 37.42 15.45 66.96 0.00 --- --- PEAK	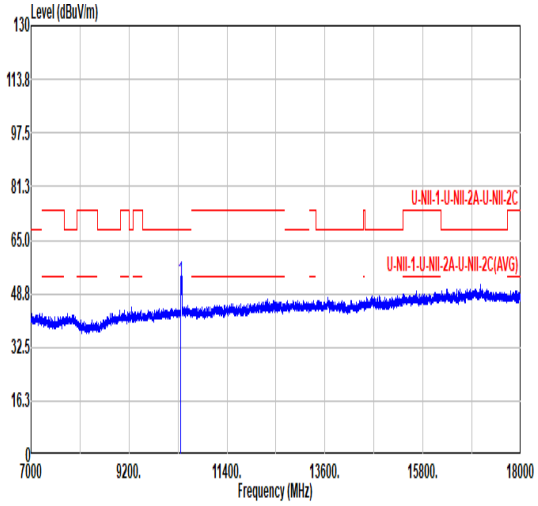 Freq Level Limit Line Margin Read Level Ant Factor Cable Loss Preamp Factor Aux Factor APos TPos Remark MHz dBuV/m dBuV/m dB dBuV dB/m dB dB dB cm deg 1 10360.00 52.49 68.20 -15.71 66.58 37.42 15.45 66.96 0.00 --- --- PEAK

Mode	5	
	Band Edge - L	
	U-NII-1_5.15-5.25_802.11BE EHT20_CH44_Full RU_5220MHz	
ANT	CDD 1S4T	
Pol.	Horizontal	Fundamental
Peak	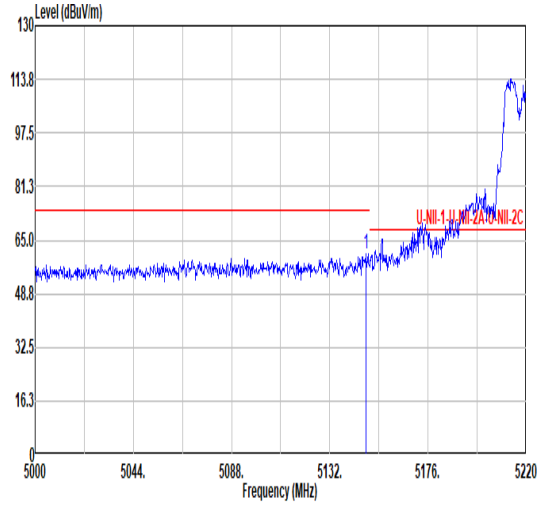 Freq Level Limit Line Margin Read Level Ant Factor Cable Loss Preamp Factor Aux Factor APos TPos Remark MHz dBuV/m dBuV/m dB dBuV dB/m dB dB dB cm deg 1 5148.28 61.04 74.00 -12.96 52.55 34.54 10.61 36.66 0.00 100 127 PEAK	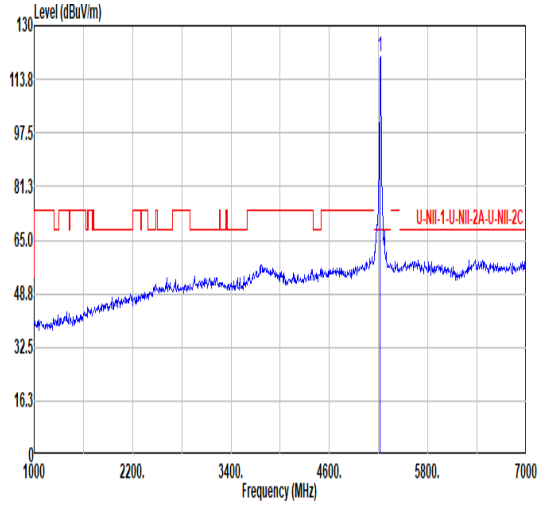 Freq Level Limit Line Margin Read Level Ant Factor Cable Loss Preamp Factor Aux Factor APos TPos Remark MHz dBuV/m dBuV/m dB dBuV dB/m dB dB dB cm deg 1 5220.00 120.50 ------ ------ 111.58 34.80 10.67 36.55 0.00 100 127 PEAK
Avg	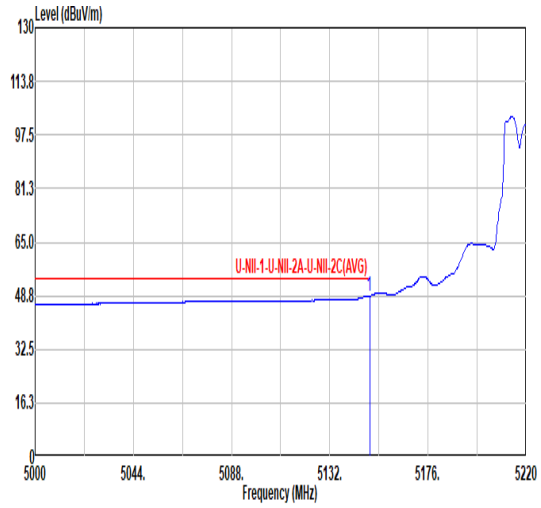 Freq Level Limit Line Margin Read Level Ant Factor Cable Loss Preamp Factor Aux Factor APos TPos Remark MHz dBuV/m dBuV/m dB dBuV dB/m dB dB dB cm deg 1 5149.82 48.69 54.00 -5.31 40.18 34.55 10.61 36.65 0.00 100 127 AVERAGE	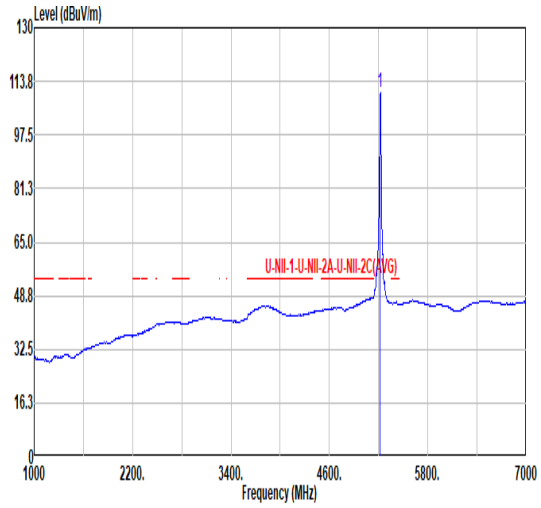 Freq Level Limit Line Margin Read Level Ant Factor Cable Loss Preamp Factor Aux Factor APos TPos Remark MHz dBuV/m dBuV/m dB dBuV dB/m dB dB dB cm deg 1 5220.00 110.43 ------ ------ 101.47 34.82 10.68 36.54 0.00 100 127 AVERAGE

Mode	5	
	Band Edge - R	
	U-NII-1_5.15-5.25_802.11BE EHT20_CH44_Full RU_5220MHz	
ANT	CDD 1S4T	
Pol.	Horizontal	Fundamental
Peak	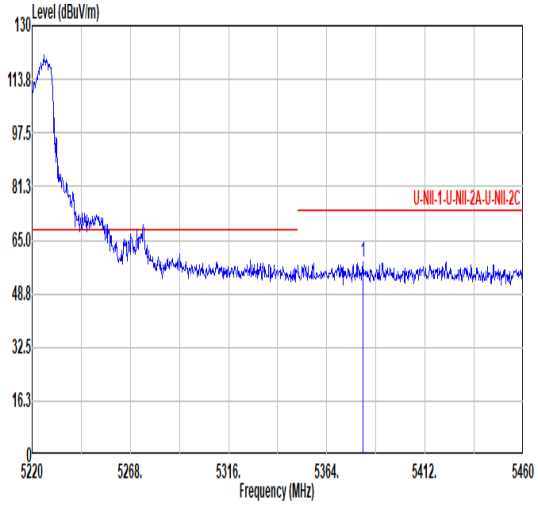 Freq Level Limit Line Margin Read Level Ant Factor Cable Loss Preamp Factor Aux Factor APos TPos Remark MHz dBuV/m dBuV/m dB dBuV dB/m dB dB dB cm deg 1 5381.52 58.58 74.00 -15.42 48.89 35.26 10.76 36.33 0.00 100 127 PEAK	Blank
Avg	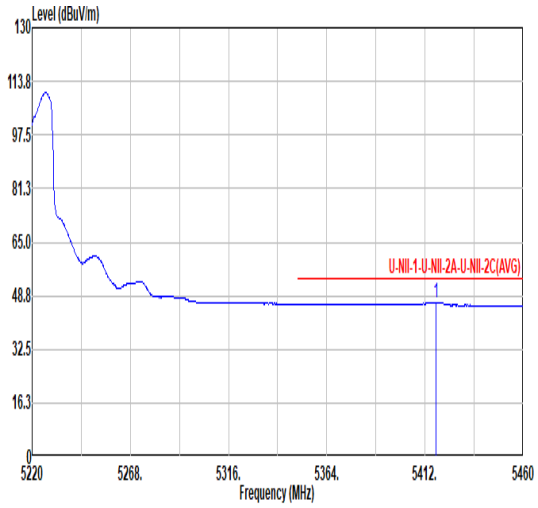 Freq Level Limit Line Margin Read Level Ant Factor Cable Loss Preamp Factor Aux Factor APos TPos Remark MHz dBuV/m dBuV/m dB dBuV dB/m dB dB dB cm deg 1 5417.28 46.64 54.00 -7.36 36.90 35.23 10.79 36.28 0.00 100 127 AVERAGE	Blank

Mode	5	
	Band Edge - L	
	U-NII-1_5.15-5.25_802.11BE EHT20_CH44_Full RU_5220MHz	
ANT	CDD 1S4T	
Pol.	Vertical	Fundamental
Peak	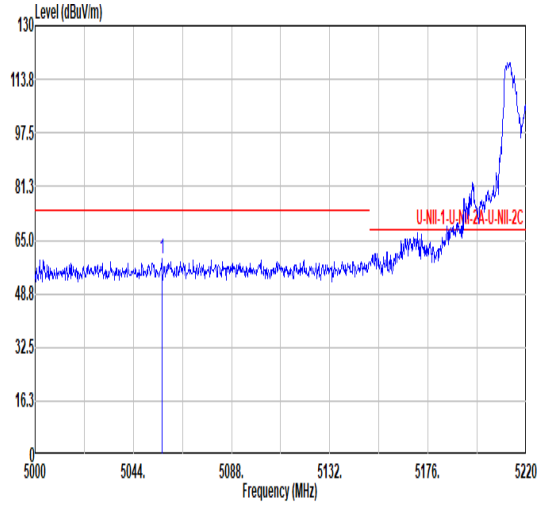 Freq Level Limit Line Margin Read Level Ant Factor Cable Loss Preamp Factor Aux Factor APos TPos Remark MHz dBuV/m dBuV/m dB dBuV dB/m dB dB dB cm deg 1 5056.76 59.37 74.00 -14.63 51.34 34.31 10.51 36.79 0.00 297 260 PEAK	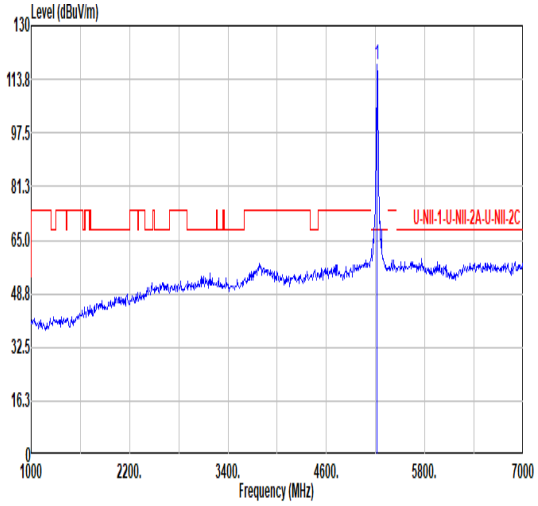 Freq Level Limit Line Margin Read Level Ant Factor Cable Loss Preamp Factor Aux Factor APos TPos Remark MHz dBuV/m dBuV/m dB dBuV dB/m dB dB dB cm deg 1 5220.00 118.35 ------ ------ 109.50 34.75 10.67 36.57 0.00 297 260 PEAK
Avg	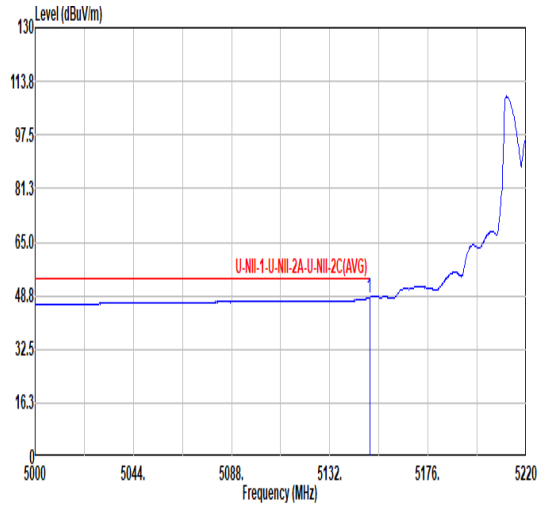 Freq Level Limit Line Margin Read Level Ant Factor Cable Loss Preamp Factor Aux Factor APos TPos Remark MHz dBuV/m dBuV/m dB dBuV dB/m dB dB dB cm deg 1 5149.82 48.22 54.00 -5.78 39.71 34.55 10.61 36.65 0.00 297 260 AVERAGE	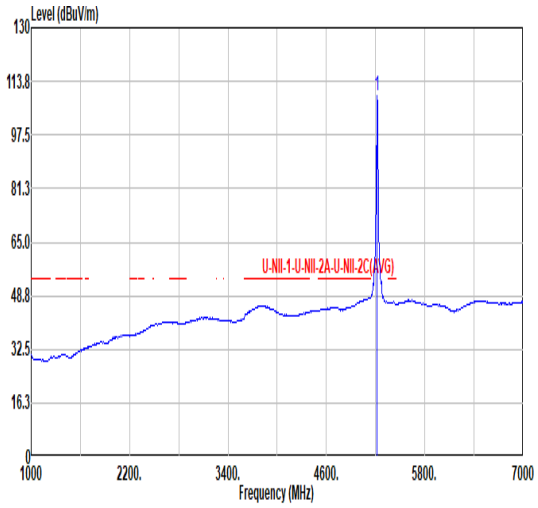 Freq Level Limit Line Margin Read Level Ant Factor Cable Loss Preamp Factor Aux Factor APos TPos Remark MHz dBuV/m dBuV/m dB dBuV dB/m dB dB dB cm deg 1 5220.00 109.38 ------ ------ 100.53 34.75 10.67 36.57 0.00 297 260 AVERAGE

Mode	5	
	Band Edge - R	
	U-NII-1_5.15-5.25_802.11BE EHT20_CH44_Full RU_5220MHz	
ANT	CDD 1S4T	
Pol.	Vertical	Fundamental
Peak	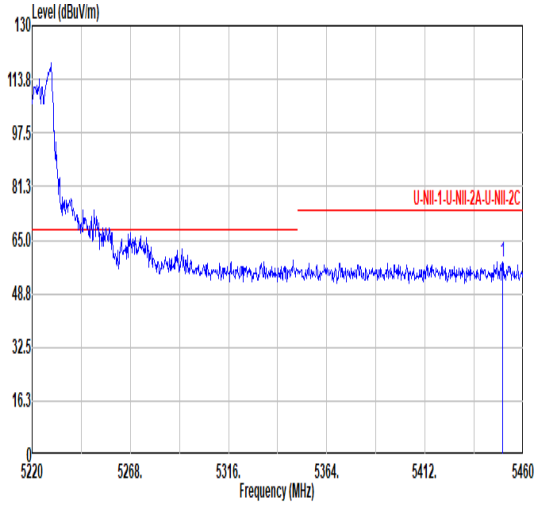 Freq Level Limit Line Margin Read Level Ant Factor Cable Loss Preamp Factor Aux Factor APos TPos Remark MHz dBuV/m dBuV/m dB dBuV dB/m dB dB dB cm deg 1 5449.92 58.39 74.00 -15.61 48.69 35.10 10.83 36.23 0.00 297 260 PEAK	Blank
Avg	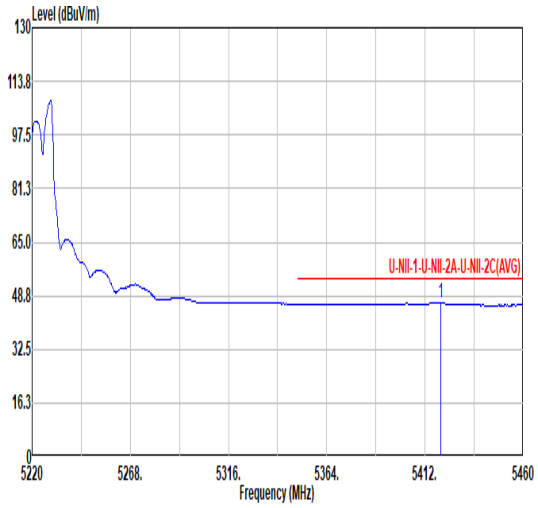 Freq Level Limit Line Margin Read Level Ant Factor Cable Loss Preamp Factor Aux Factor APos TPos Remark MHz dBuV/m dBuV/m dB dBuV dB/m dB dB dB cm deg 1 5419.68 46.72 54.00 -7.28 36.98 35.22 10.79 36.27 0.00 297 260 AVERAGE	Blank

Mode	5	
	Harmonic	
	U-NII-1_5.15-5.25_802.11BE EHT20_CH44_Full RU_5220MHz	
ANT	CDD 1S4T	
Pol.	Horizontal	Vertical
Peak Avg	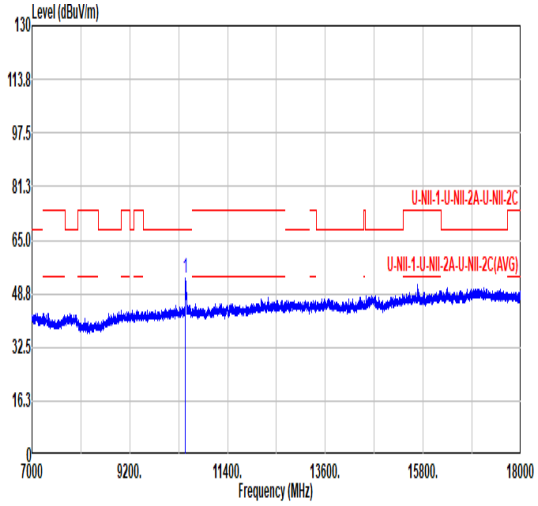 Freq Level Limit Line Margin Read Level Ant Factor Cable Loss Preamp Factor Aux Factor APos TPos Remark MHz dBuV/m dBuV/m dB dBuV dB/m dB dB dB cm deg 1 10454.00 53.69 68.20 -14.51 67.59 37.47 15.54 66.91 0.00 --- --- Peak	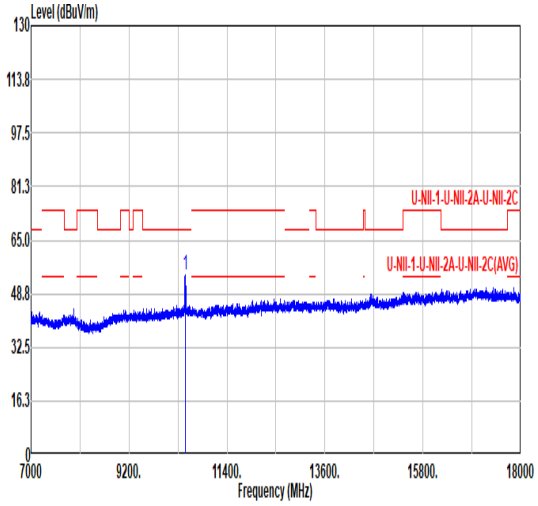 Freq Level Limit Line Margin Read Level Ant Factor Cable Loss Preamp Factor Aux Factor APos TPos Remark MHz dBuV/m dBuV/m dB dBuV dB/m dB dB dB cm deg 1 10469.40 54.37 68.20 -13.83 68.24 37.48 15.55 66.90 0.00 --- --- Peak

Mode	6	
	Band Edge - L	
	U-NII-1_5.15-5.25_802.11BE EHT20_CH48_Full RU_5240MHz	
ANT	CDD 1S4T	
Pol.	Horizontal	Fundamental
Peak	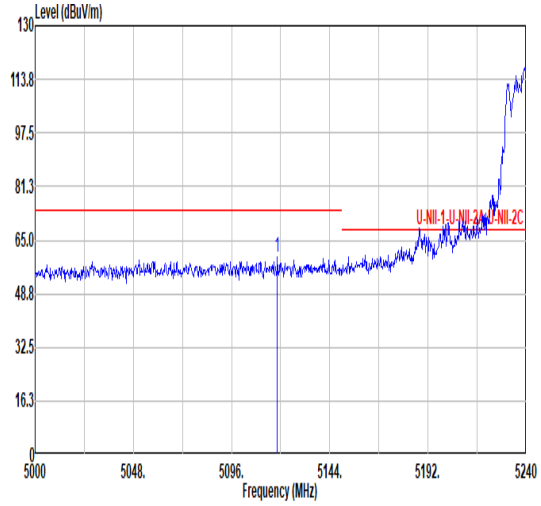 Freq Level Limit Line Margin Read Level Ant Factor Cable Loss Preamp Factor Aux Factor APos TPos Remark 1 5118.32 59.73 74.00 -14.27 51.40 34.45 10.58 36.70 0.00 142 203 PEAK	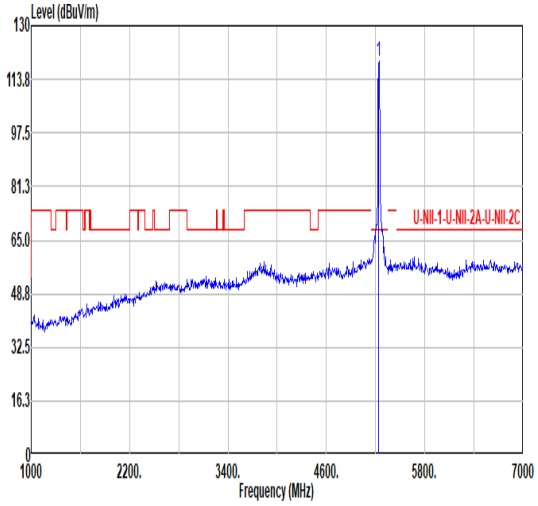 Freq Level Limit Line Margin Read Level Ant Factor Cable Loss Preamp Factor Aux Factor APos TPos Remark 1 5240.00 119.32 ------ ------ 110.29 34.87 10.68 36.52 0.00 142 203 PEAK
Avg	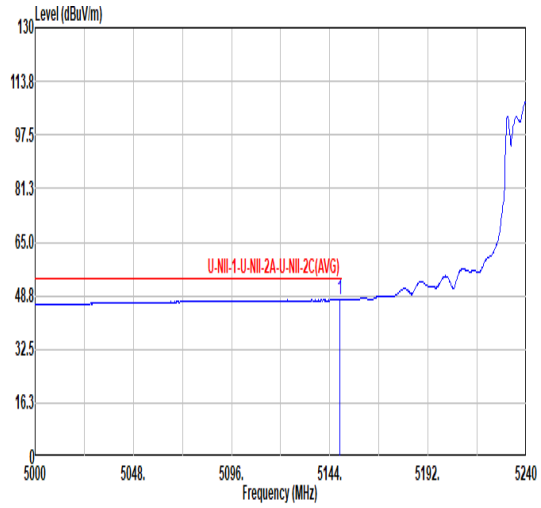 Freq Level Limit Line Margin Read Level Ant Factor Cable Loss Preamp Factor Aux Factor APos TPos Remark 1 5149.04 47.48 54.00 -6.52 38.98 34.55 10.61 36.66 0.00 142 203 AVERAGE	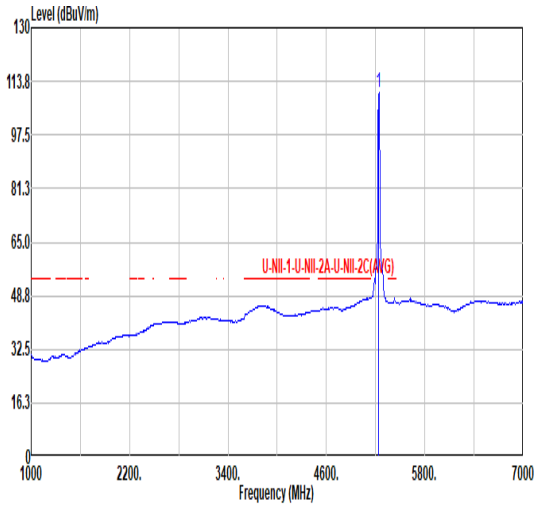 Freq Level Limit Line Margin Read Level Ant Factor Cable Loss Preamp Factor Aux Factor APos TPos Remark 1 5240.00 110.62 ------ ------ 101.59 34.87 10.68 36.52 0.00 142 203 AVERAGE

Mode	6	
	Band Edge - R	
	U-NII-1_5.15-5.25_802.11BE EHT20_CH48_Full RU_5240MHz	
ANT	CDD 1S4T	
Pol.	Horizontal	Fundamental
Peak	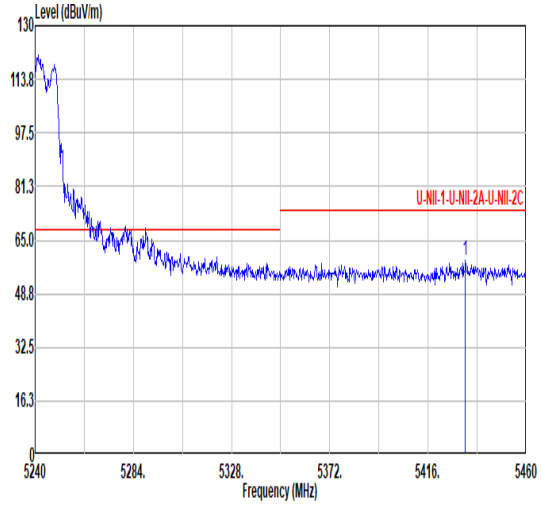 Freq Level Limit Line Margin Read Level Ant Factor Cable Loss Preamp Factor Aux Factor APos TPos Remark MHz dBuV/m dBuV/m dB dBuV dB/m dB dB dB cm deg 1 5432.72 58.64 74.00 -15.36 48.91 35.17 10.81 36.25 0.00 142 203 PEAK	Blank
Avg	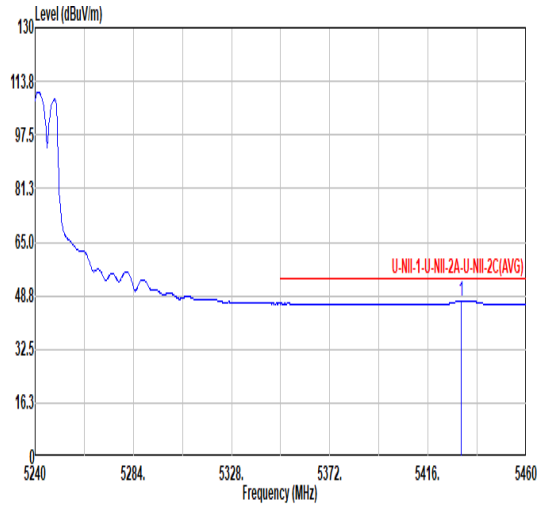 Freq Level Limit Line Margin Read Level Ant Factor Cable Loss Preamp Factor Aux Factor APos TPos Remark MHz dBuV/m dBuV/m dB dBuV dB/m dB dB dB cm deg 1 5430.96 47.27 54.00 -6.73 37.54 35.18 10.81 36.26 0.00 142 203 AVERAGE	Blank

Mode	6	
	Band Edge - L	
	U-NII-1_5.15-5.25_802.11BE EHT20_CH48_Full RU_5240MHz	
ANT	CDD 1S4T	
Pol.	Vertical	Fundamental
Peak	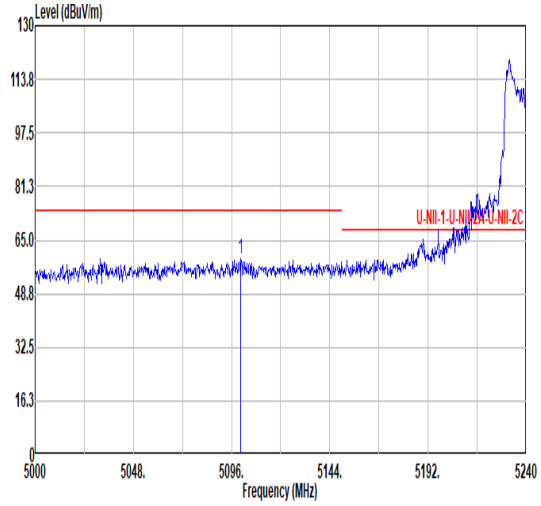 Freq Level Limit Line Margin Read Level Ant Factor Cable Loss Preamp Factor Aux Factor APos TPos Remark MHz dBuV/m dBuV/m dB dBuV dB/m dB dB dB cm deg 1 5100.56 59.20 74.00 -14.80 50.96 34.40 10.56 36.72 0.00 282 257 PEAK	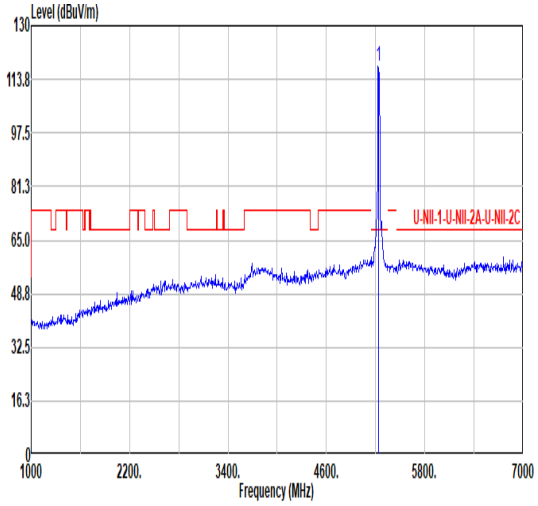 Freq Level Limit Line Margin Read Level Ant Factor Cable Loss Preamp Factor Aux Factor APos TPos Remark MHz dBuV/m dBuV/m dB dBuV dB/m dB dB dB cm deg 1 5240.00 117.50 ------ ------ 108.54 34.82 10.68 36.54 0.00 282 257 PEAK
Avg	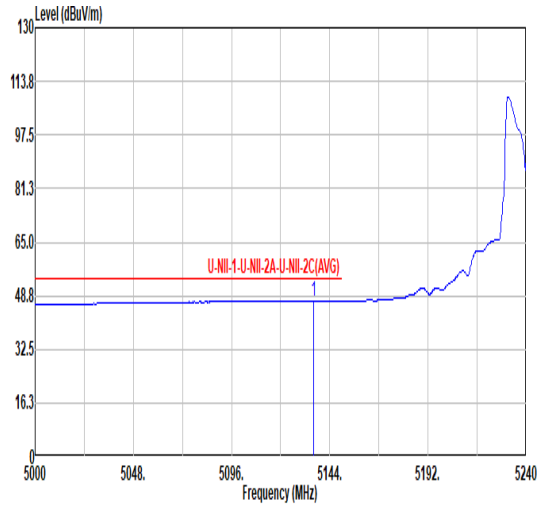 Freq Level Limit Line Margin Read Level Ant Factor Cable Loss Preamp Factor Aux Factor APos TPos Remark MHz dBuV/m dBuV/m dB dBuV dB/m dB dB dB cm deg 1 5136.08 47.17 54.00 -6.83 38.74 34.51 10.59 36.67 0.00 282 257 AVERAGE	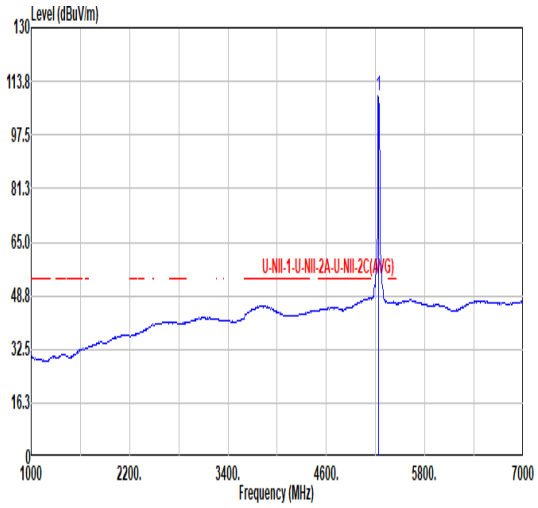 Freq Level Limit Line Margin Read Level Ant Factor Cable Loss Preamp Factor Aux Factor APos TPos Remark MHz dBuV/m dBuV/m dB dBuV dB/m dB dB dB cm deg 1 5240.00 109.35 ------ ------ 100.39 34.82 10.68 36.54 0.00 282 257 AVERAGE

Mode	6	
	Band Edge - R	
	U-NII-1_5.15-5.25_802.11BE EHT20_CH48_Full RU_5240MHz	
ANT	CDD 1S4T	
Pol.	Vertical	Fundamental
Peak	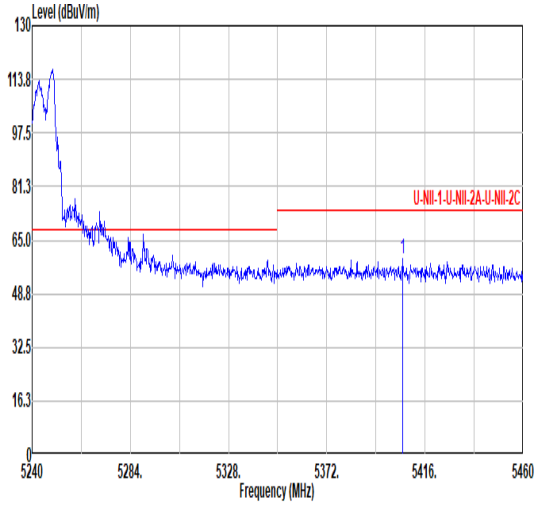 Freq Level Limit Line Margin Read Level Ant Factor Cable Loss Preamp Factor Aux Factor APos TPos Remark MHz dBuV/m dBuV/m dB dBuV dB/m dB dB dB cm deg 1 5405.88 59.25 74.00 -14.75 49.48 35.28 10.78 36.29 0.00 282 257 PEAK	Blank
Avg	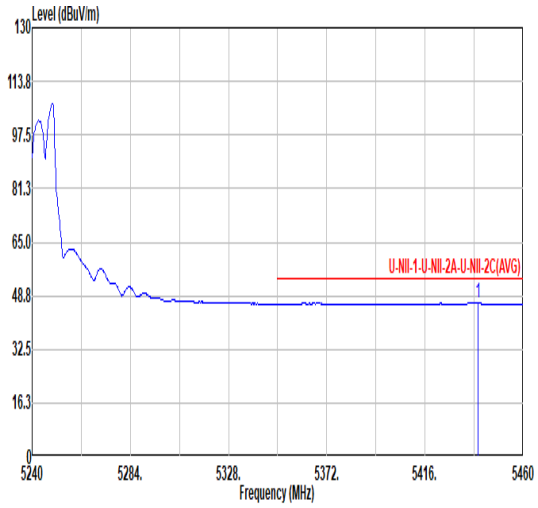 Freq Level Limit Line Margin Read Level Ant Factor Cable Loss Preamp Factor Aux Factor APos TPos Remark MHz dBuV/m dBuV/m dB dBuV dB/m dB dB dB cm deg 1 5439.76 46.48 54.00 -7.52 36.76 35.14 10.82 36.24 0.00 282 257 AVERAGE	Blank

Mode	6	
	Harmonic	
	U-NII-1_5.15-5.25_802.11BE EHT20_CH48_Full RU_5240MHz	
ANT	CDD 1S4T	
Pol.	Horizontal	Vertical
Peak Avg	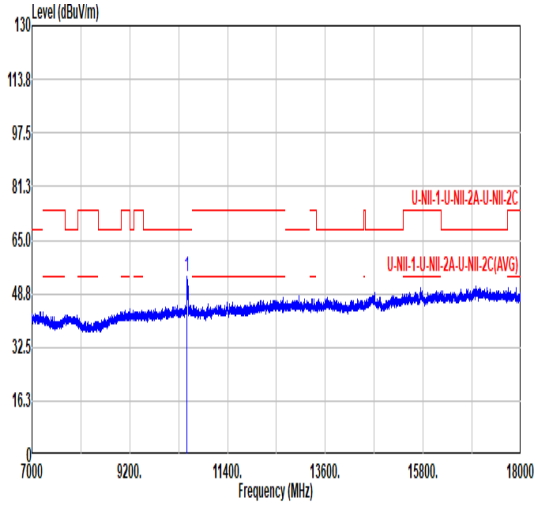 Freq Level Limit Line Margin Read Level Ant Factor Cable Loss Preamp Factor Aux Factor APos TPos Remark MHz dBuV/m dBuV/m dB dBuV dB/m dB dB dB cm deg 1 10487.00 54.03 68.20 -14.17 67.86 37.49 15.57 66.89 0.00 -- -- Peak	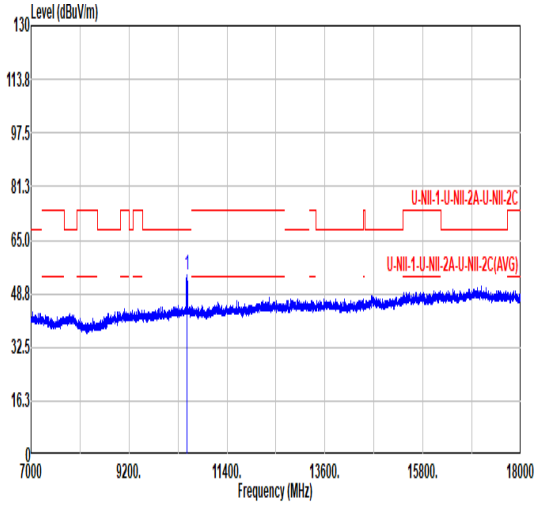 Freq Level Limit Line Margin Read Level Ant Factor Cable Loss Preamp Factor Aux Factor APos TPos Remark MHz dBuV/m dBuV/m dB dBuV dB/m dB dB dB cm deg 1 10505.33 54.39 68.20 -13.81 68.19 37.50 15.58 66.88 0.00 -- -- Peak

Mode	7	
	Band Edge - L	
	U-NII-1_5.15-5.25_802.11BE EHT40_CH38_Full_5190MHz	
ANT	CDD 1S4T	
Pol.	Horizontal	Fundamental
Peak	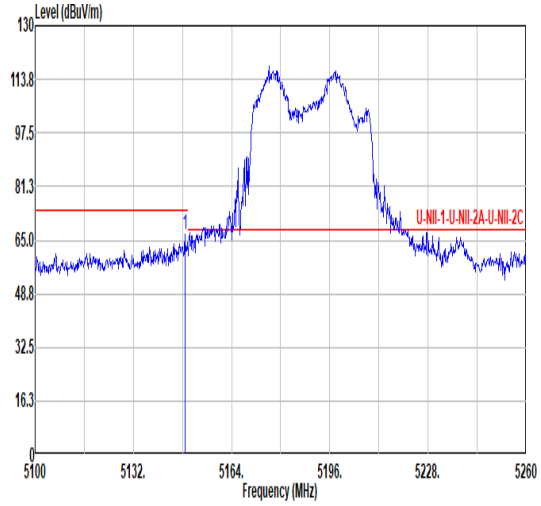 Freq Level Limit Line Margin Read Level Ant Factor Cable Loss Preamp Factor Aux Factor APos TPos Remark MHz dBuV/m dBuV/m dB dBuV dB/m dB dB dB cm deg 1 5148.80 66.71 74.00 -7.29 58.21 34.55 10.61 36.66 0.00 100 130 PEAK	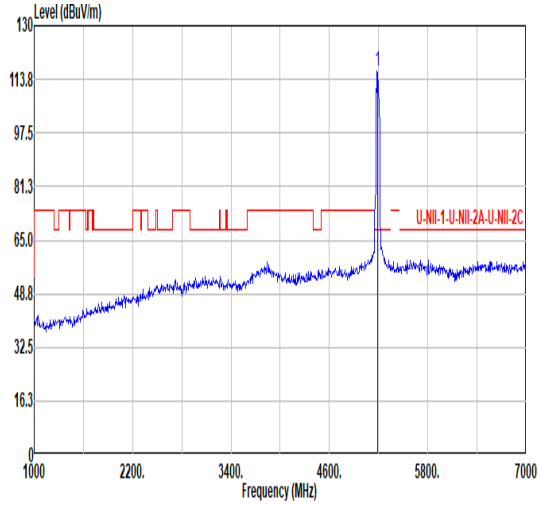 Freq Level Limit Line Margin Read Level Ant Factor Cable Loss Preamp Factor Aux Factor APos TPos Remark MHz dBuV/m dBuV/m dB dBuV dB/m dB dB dB cm deg 1 5190.00 116.03 ------ ------ 107.38 34.63 10.64 36.62 0.00 100 130 PEAK
Avg	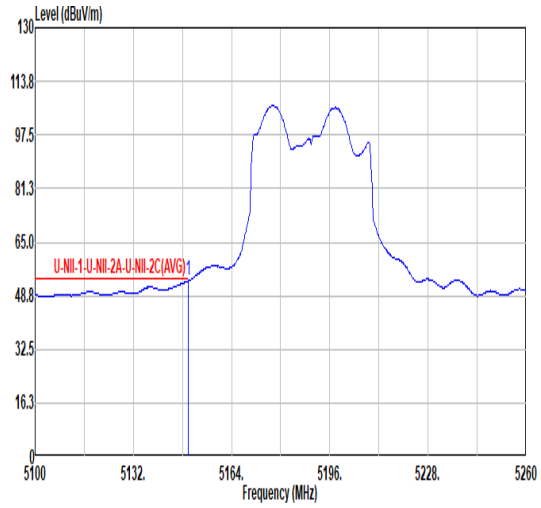 Freq Level Limit Line Margin Read Level Ant Factor Cable Loss Preamp Factor Aux Factor APos TPos Remark MHz dBuV/m dBuV/m dB dBuV dB/m dB dB dB cm deg 1 5149.92 53.69 54.00 -0.31 45.18 34.55 10.61 36.65 0.00 100 130 AVERAGE	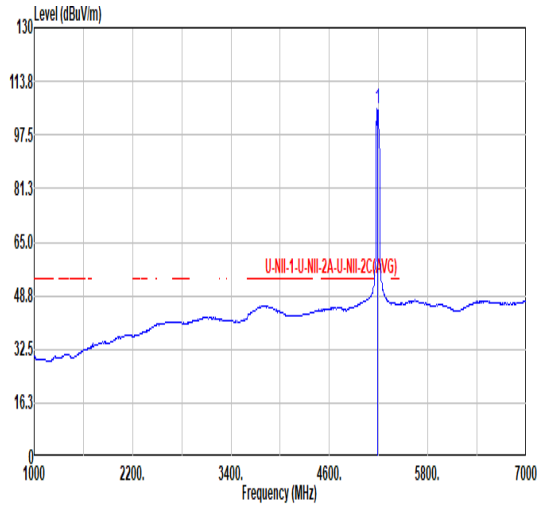 Freq Level Limit Line Margin Read Level Ant Factor Cable Loss Preamp Factor Aux Factor APos TPos Remark MHz dBuV/m dBuV/m dB dBuV dB/m dB dB dB cm deg 1 5190.00 105.50 ------ ------ 96.85 34.63 10.64 36.62 0.00 100 130 AVERAGE

Mode	7	
	Band Edge - R	
	U-NII-1_5.15-5.25_802.11BE EHT40_CH38_Full_5190MHz	
ANT	CDD 1S4T	
Pol.	Horizontal	Fundamental
Peak	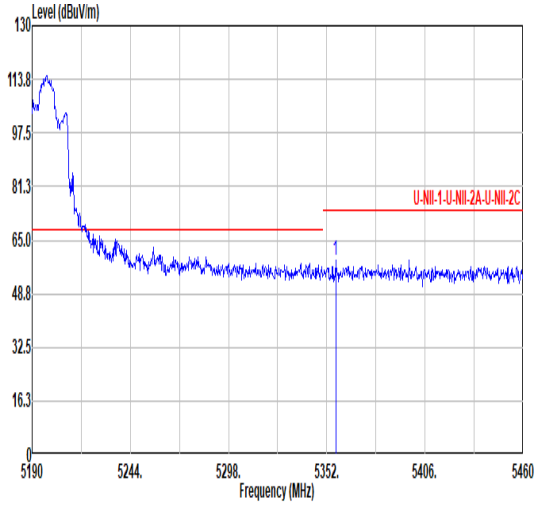 Freq Level Limit Line Margin Read Level Ant Factor Cable Loss Preamp Factor Aux Factor APos TPos Remark MHz dBuV/m dBuV/m dB dBuV dB/m dB dB dB cm deg 1 5356.86 59.01 74.00 -14.99 49.41 35.21 10.75 36.36 0.00 100 130 PEAK	Blank
Avg	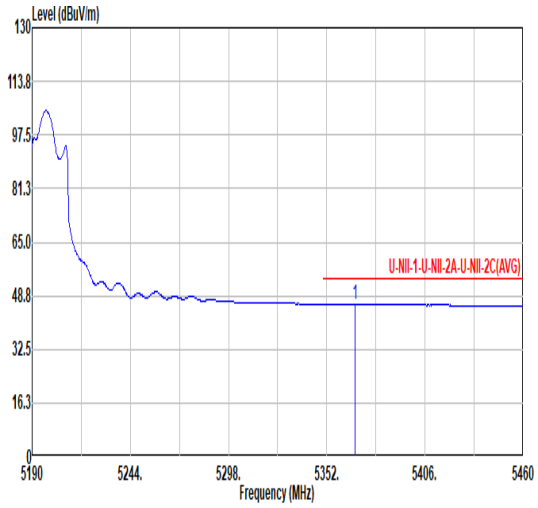 Freq Level Limit Line Margin Read Level Ant Factor Cable Loss Preamp Factor Aux Factor APos TPos Remark MHz dBuV/m dBuV/m dB dBuV dB/m dB dB dB cm deg 1 5367.39 46.33 54.00 -7.67 36.69 35.23 10.76 36.35 0.00 100 130 AVERAGE	Blank

Mode	7	
	Band Edge - L	
	U-NII-1_5.15-5.25_802.11BE EHT40_CH38_Full_5190MHz	
ANT	CDD 1S4T	
Pol.	Vertical	Fundamental
Peak	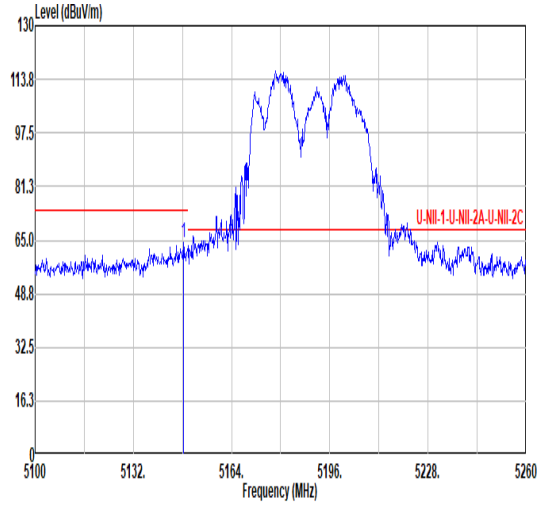 Freq Level Limit Line Margin Read Level Ant Factor Cable Loss Preamp Factor Aux Factor APos TPos Remark MHz dBuV/m dBuV/m dB dBuV dB/m dB dB dB cm deg 1 5148.32 64.18 74.00 -9.82 55.69 34.54 10.61 36.66 0.00 269 259 PEAK	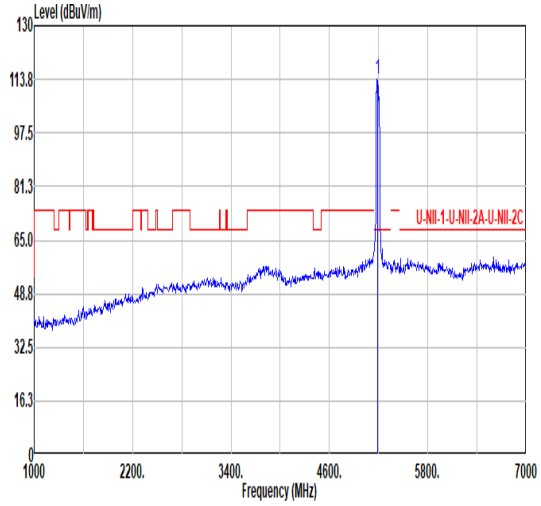 Freq Level Limit Line Margin Read Level Ant Factor Cable Loss Preamp Factor Aux Factor APos TPos Remark MHz dBuV/m dBuV/m dB dBuV dB/m dB dB dB cm deg 1 5190.00 114.02 ------ ------ 105.34 34.65 10.64 36.61 0.00 269 259 PEAK
Avg	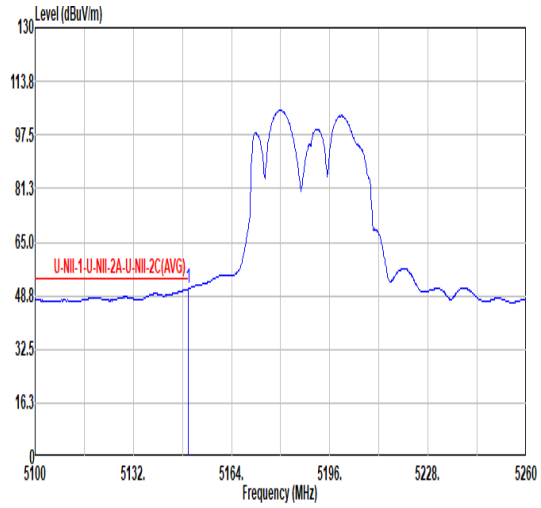 Freq Level Limit Line Margin Read Level Ant Factor Cable Loss Preamp Factor Aux Factor APos TPos Remark MHz dBuV/m dBuV/m dB dBuV dB/m dB dB dB cm deg 1 5149.92 50.88 54.00 -3.12 42.37 34.55 10.61 36.65 0.00 269 259 AVERAGE	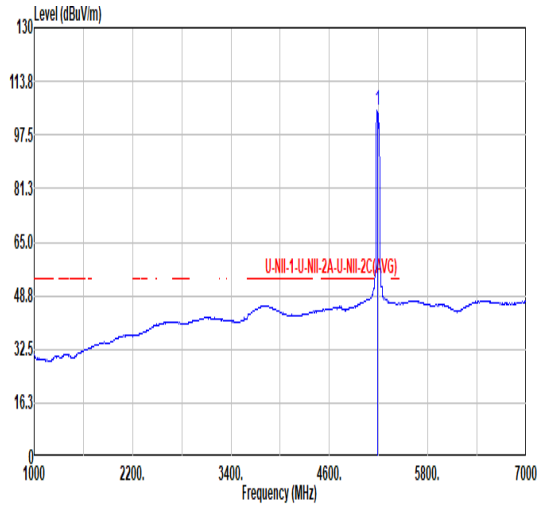 Freq Level Limit Line Margin Read Level Ant Factor Cable Loss Preamp Factor Aux Factor APos TPos Remark MHz dBuV/m dBuV/m dB dBuV dB/m dB dB dB cm deg 1 5190.00 105.09 ------ ------ 96.41 34.65 10.64 36.61 0.00 269 259 AVERAGE

Mode	7	
	Band Edge - R	
	U-NII-1_5.15-5.25_802.11BE EHT40_CH38_Full_5190MHz	
ANT	CDD 1S4T	
Pol.	Vertical	Fundamental
Peak	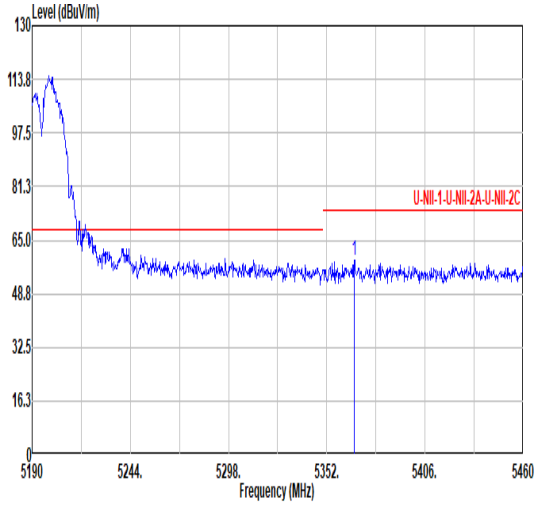 Freq Level Limit Line Margin Read Level Ant Factor Cable Loss Preamp Factor Aux Factor APos TPos Remark MHz dBuV/m dBuV/m dB dBuV dB/m dB dB dB cm deg 1 5367.12 58.69 74.00 -15.31 49.05 35.23 10.76 36.35 0.00 269 259 PEAK	Blank
Avg	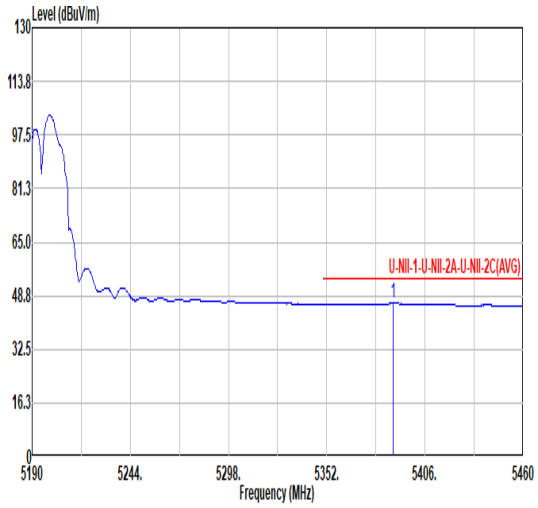 Freq Level Limit Line Margin Read Level Ant Factor Cable Loss Preamp Factor Aux Factor APos TPos Remark MHz dBuV/m dBuV/m dB dBuV dB/m dB dB dB cm deg 1 5388.45 46.51 54.00 -7.49 36.78 35.28 10.77 36.32 0.00 269 259 AVERAGE	Blank

Mode	7	
	Harmonic	
	U-NII-1_5.15-5.25_802.11BE EHT40_CH38_Full_5190MHz	
ANT	CDD 1S4T	
Pol.	Horizontal	Vertical
Peak Avg	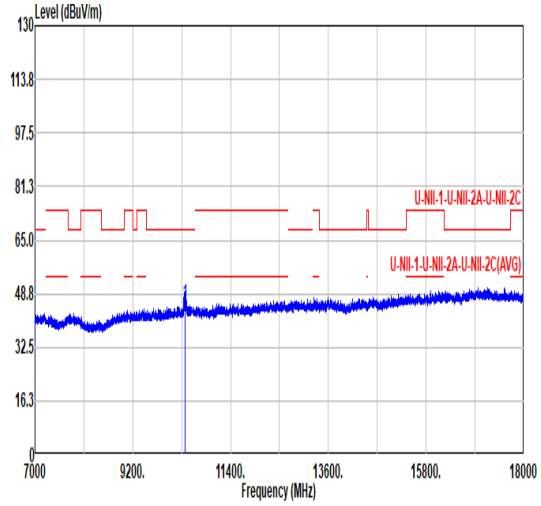 Freq Level Limit Line Margin Read Level Ant Factor Cable Loss Preamp Factor Aux Factor APos TPos Remark MHz dBuV/m dBuV/m dB dBuV dB/m dB dB dB cm deg 1 10380.00 45.83 68.20 -22.37 59.88 37.43 15.47 66.95 0.00 --- --- PEAK	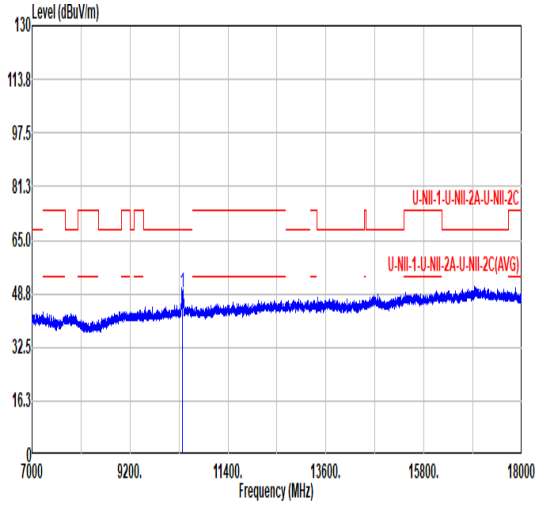 Freq Level Limit Line Margin Read Level Ant Factor Cable Loss Preamp Factor Aux Factor APos TPos Remark MHz dBuV/m dBuV/m dB dBuV dB/m dB dB dB cm deg 1 10380.00 49.22 68.20 -18.98 63.27 37.43 15.47 66.95 0.00 --- --- PEAK

Mode	8	
	Band Edge - L	
	U-NII-1_5.15-5.25_802.11BE EHT40_CH46_Full_5230MHz	
ANT	CDD 1S4T	
Pol.	Horizontal	Fundamental
Peak	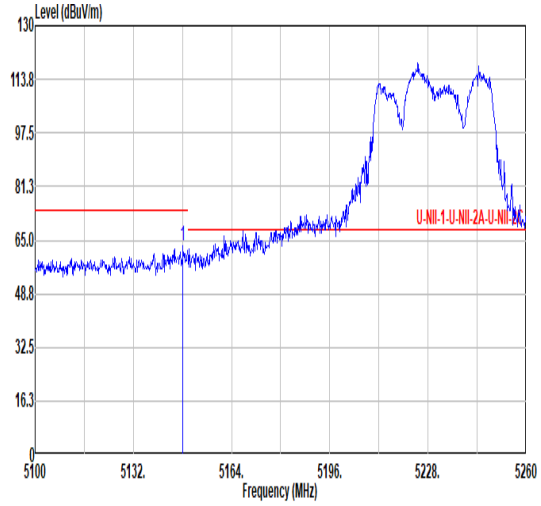 Freq Level Limit Line Margin Read Level Ant Factor Cable Loss Preamp Factor Aux Factor APos TPos Remark MHz dBuV/m dBuV/m dB dBuV dB/m dB dB dB cm deg 1 5148.16 63.05 74.00 -10.95 54.56 34.54 10.61 36.66 0.00 140 0 PEAK	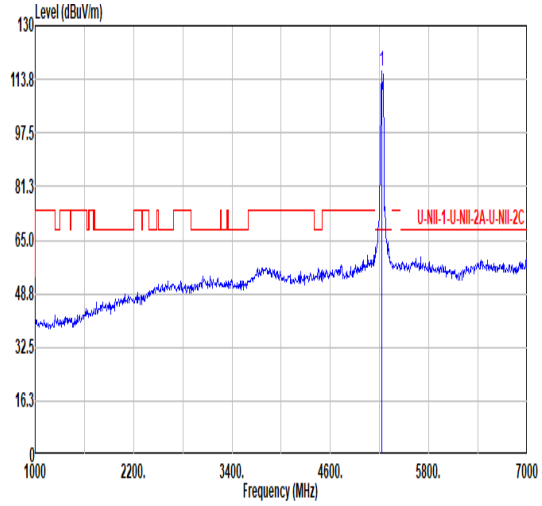 Freq Level Limit Line Margin Read Level Ant Factor Cable Loss Preamp Factor Aux Factor APos TPos Remark MHz dBuV/m dBuV/m dB dBuV dB/m dB dB dB cm deg 1 5230.00 116.08 ------ ------ 107.16 34.80 10.67 36.55 0.00 140 0 PEAK
Avg	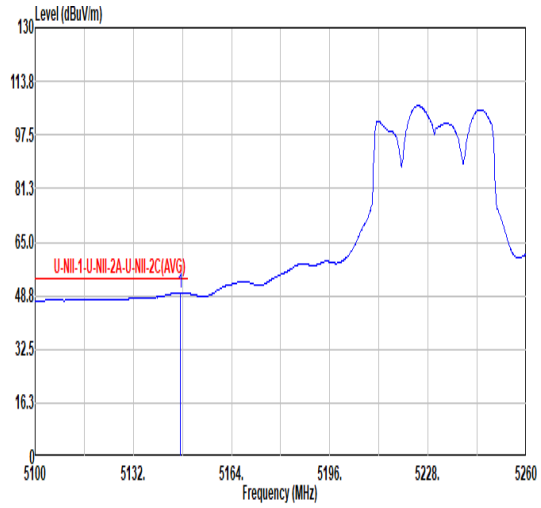 Freq Level Limit Line Margin Read Level Ant Factor Cable Loss Preamp Factor Aux Factor APos TPos Remark MHz dBuV/m dBuV/m dB dBuV dB/m dB dB dB cm deg 1 5147.36 49.68 54.00 -4.32 41.19 34.54 10.61 36.66 0.00 140 0 AVERAGE	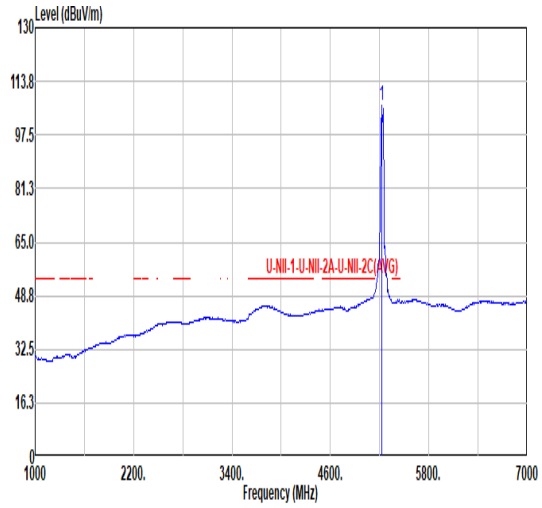 Freq Level Limit Line Margin Read Level Ant Factor Cable Loss Preamp Factor Aux Factor APos TPos Remark MHz dBuV/m dBuV/m dB dBuV dB/m dB dB dB cm deg 1 5230.00 106.58 ------ ------ 97.66 34.80 10.67 36.55 0.00 140 0 AVERAGE

Mode	8	
	Band Edge - R	
	U-NII-1_5.15-5.25_802.11BE EHT40_CH46_Full_5230MHz	
ANT	CDD 1S4T	
Pol.	Horizontal	Fundamental
Peak	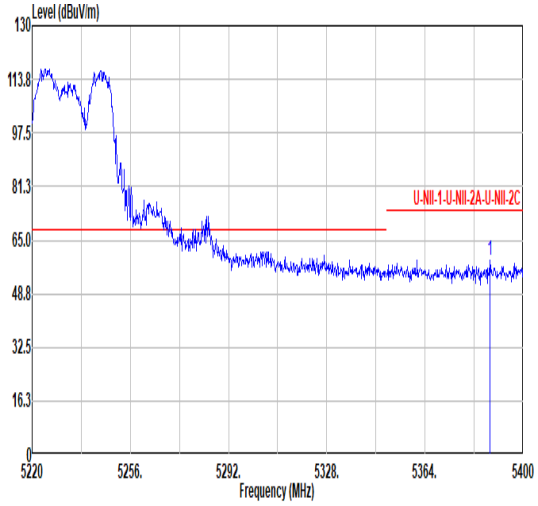 Freq Level Limit Line Margin Read Level Ant Factor Cable Loss Preamp Factor Aux Factor APos TPos Remark MHz dBuV/m dBuV/m dB dBuV dB/m dB dB dB cm deg 1 5387.76 59.10 74.00 -14.90 49.37 35.28 10.77 36.32 0.00 140 0 PEAK	Blank
Avg	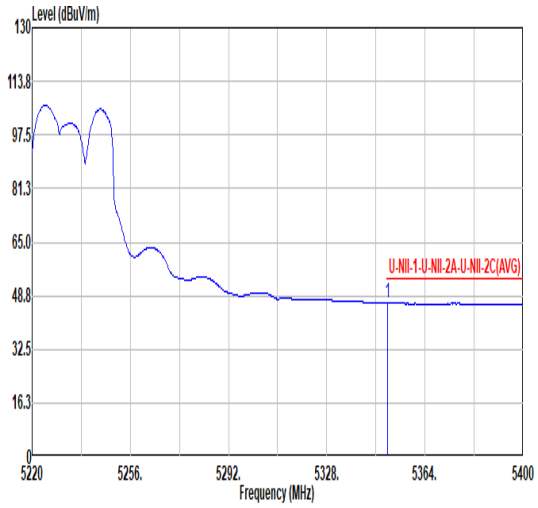 Freq Level Limit Line Margin Read Level Ant Factor Cable Loss Preamp Factor Aux Factor APos TPos Remark MHz dBuV/m dBuV/m dB dBuV dB/m dB dB dB cm deg 1 5350.32 46.46 54.00 -7.54 36.88 35.20 10.75 36.37 0.00 140 0 AVERAGE	Blank

Mode	8	
	Band Edge - L	
	U-NII-1_5.15-5.25_802.11BE EHT40_CH46_Full_5230MHz	
ANT	CDD 1S4T	
Pol.	Vertical	Fundamental
Peak	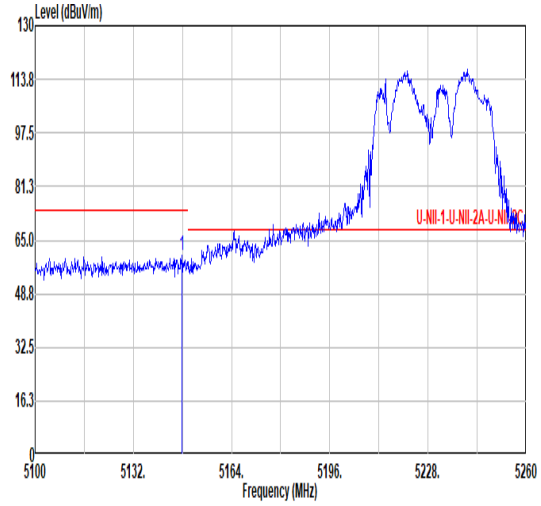 Freq Level Limit Line Margin Read Level Ant Factor Cable Loss Preamp Factor Aux Factor APos TPos Remark MHz dBuV/m dBuV/m dB dBuV dB/m dB dB dB cm deg 1 5147.84 60.43 74.00 -13.57 51.94 34.54 10.61 36.66 0.00 283 259 PEAK	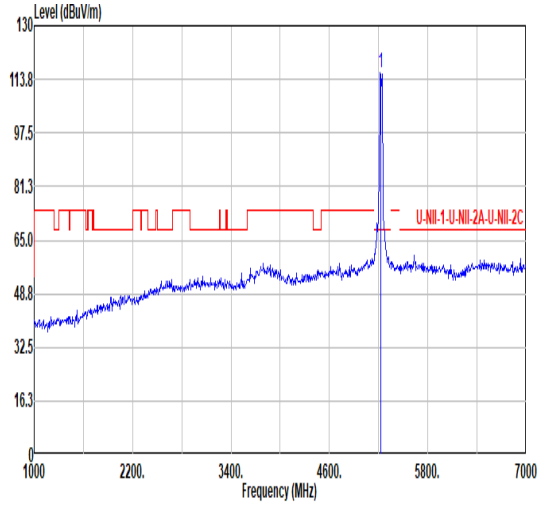 Freq Level Limit Line Margin Read Level Ant Factor Cable Loss Preamp Factor Aux Factor APos TPos Remark MHz dBuV/m dBuV/m dB dBuV dB/m dB dB dB cm deg 1 5230.00 115.93 ------ ------ 107.05 34.77 10.67 36.56 0.00 283 259 PEAK
Avg	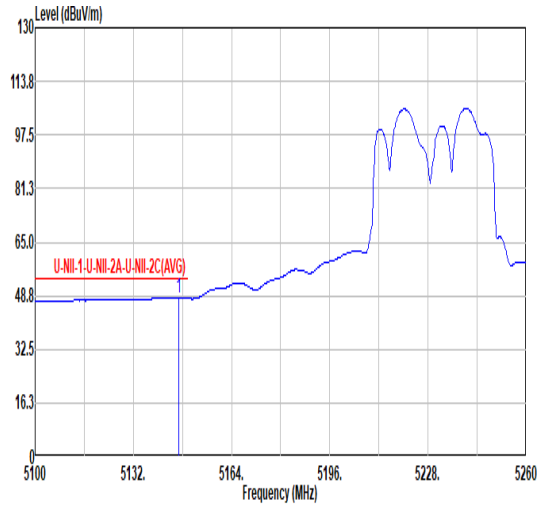 Freq Level Limit Line Margin Read Level Ant Factor Cable Loss Preamp Factor Aux Factor APos TPos Remark MHz dBuV/m dBuV/m dB dBuV dB/m dB dB dB cm deg 1 5146.72 48.17 54.00 -5.83 39.69 34.54 10.60 36.66 0.00 283 259 AVERAGE	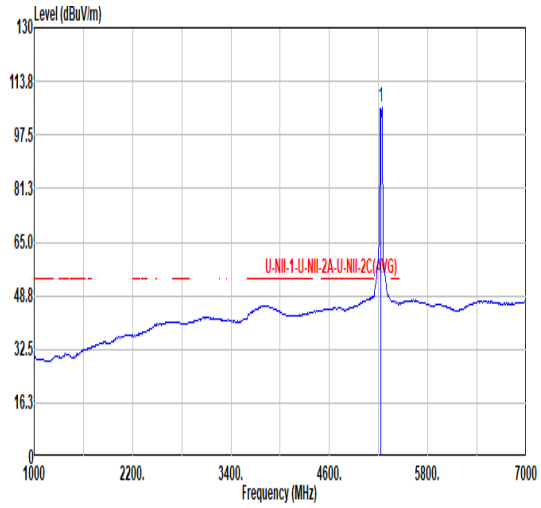 Freq Level Limit Line Margin Read Level Ant Factor Cable Loss Preamp Factor Aux Factor APos TPos Remark MHz dBuV/m dBuV/m dB dBuV dB/m dB dB dB cm deg 1 5230.00 105.90 ------ ------ 96.87 34.87 10.68 36.52 0.00 283 259 AVERAGE

Mode	8	
	Band Edge - R	
	U-NII-1_5.15-5.25_802.11BE EHT40_CH46_Full_5230MHz	
ANT	CDD 1S4T	
Pol.	Vertical	Fundamental
Peak	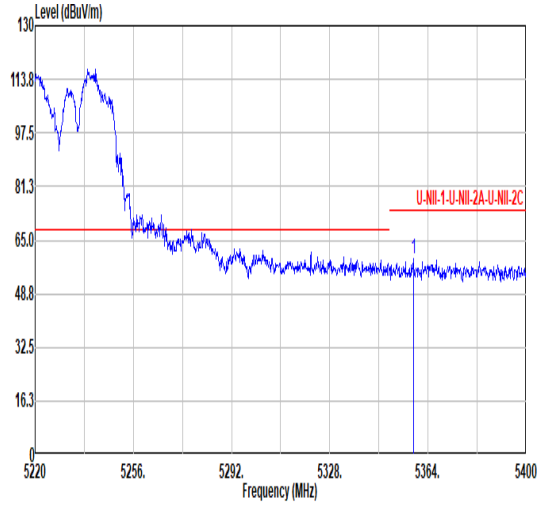 Freq Level Limit Line Margin Read Level Ant Factor Cable Loss Preamp Factor Aux Factor APos TPos Remark MHz dBuV/m dBuV/m dB dBuV dB/m dB dB dB cm deg 1 5358.60 59.40 74.00 -14.60 49.79 35.22 10.75 36.36 0.00 283 259 PEAK	Blank
Avg	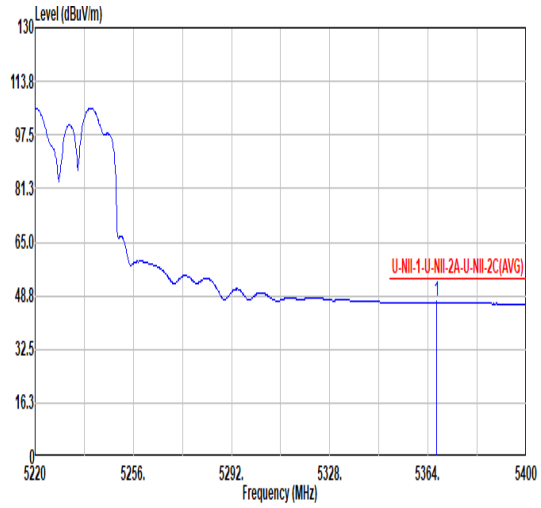 Freq Level Limit Line Margin Read Level Ant Factor Cable Loss Preamp Factor Aux Factor APos TPos Remark MHz dBuV/m dBuV/m dB dBuV dB/m dB dB dB cm deg 1 5367.24 46.86 54.00 -7.14 37.22 35.23 10.76 36.35 0.00 283 259 AVERAGE	Blank

Mode	8	
	Harmonic	
	U-NII-1_5.15-5.25_802.11BE EHT40_CH46_Full_5230MHz	
ANT	CDD 1S4T	
Pol.	Horizontal	Vertical
Peak Avg	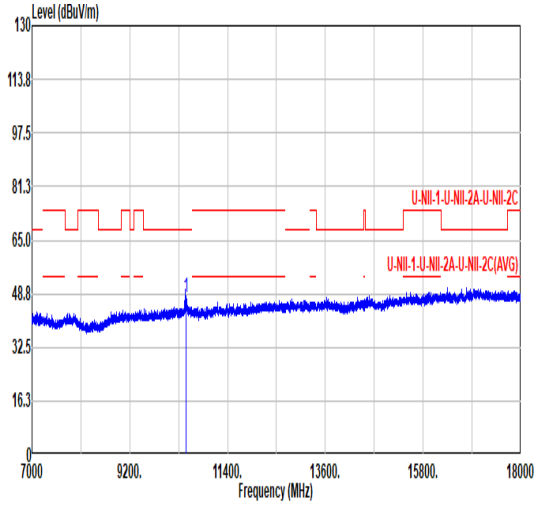 Freq Level Limit Line Margin Read Level Ant Factor Cable Loss Preamp Factor Aux Factor APos TPos Remark MHz dBuV/m dBuV/m dB dBuV dB/m dB dB dB cm deg 1 10460.00 47.42 68.20 -20.78 61.31 37.48 15.54 66.91 0.00 --- --- PEAK	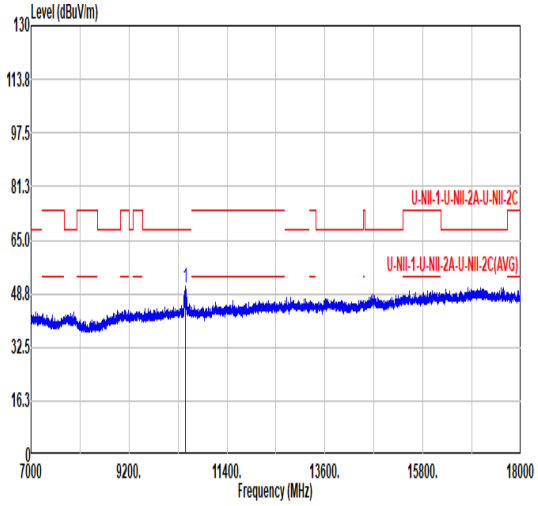 Freq Level Limit Line Margin Read Level Ant Factor Cable Loss Preamp Factor Aux Factor APos TPos Remark MHz dBuV/m dBuV/m dB dBuV dB/m dB dB dB cm deg 1 10460.00 50.47 68.20 -17.73 64.36 37.48 15.54 66.91 0.00 --- --- PEAK

Mode	9	
	Band Edge - L	
	U-NII-1_5.15-5.25_802.11BE EHT80_CH42_Full_5210MHz	
ANT	CDD 1S4T	
Pol.	Horizontal	Fundamental
Peak	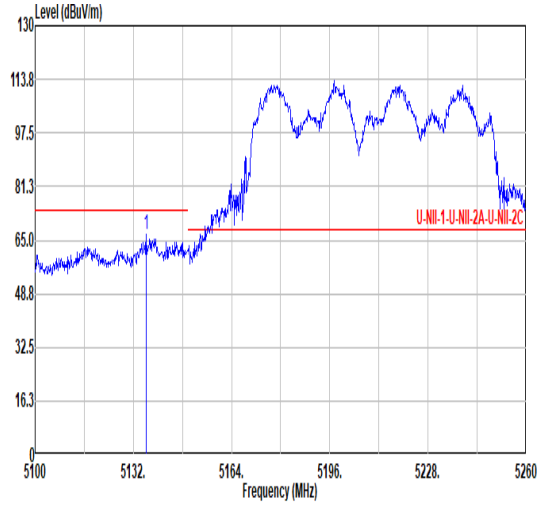 Freq Level Limit Line Margin Read Level Ant Factor Cable Loss Preamp Factor Aux Factor APos TPos Remark MHz dBuV/m dBuV/m dB dBuV dB/m dB dB dB cm deg 1 5136.16 66.89 74.00 -7.11 58.46 34.51 10.59 36.67 0.00 100 132 PEAK	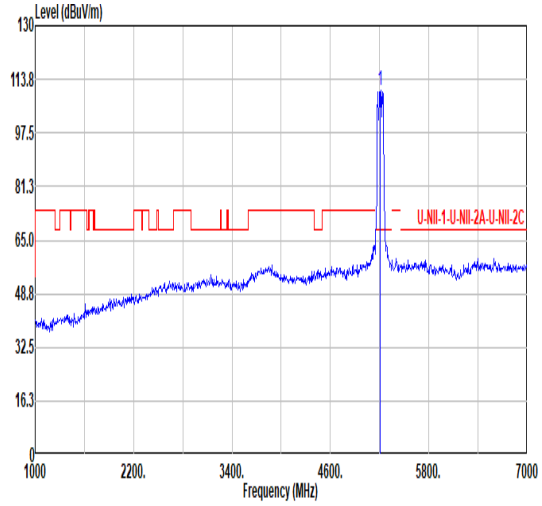 Freq Level Limit Line Margin Read Level Ant Factor Cable Loss Preamp Factor Aux Factor APos TPos Remark MHz dBuV/m dBuV/m dB dBuV dB/m dB dB dB cm deg 1 5210.00 110.19 ------ ------ 101.31 34.77 10.67 36.56 0.00 100 132 PEAK
Avg	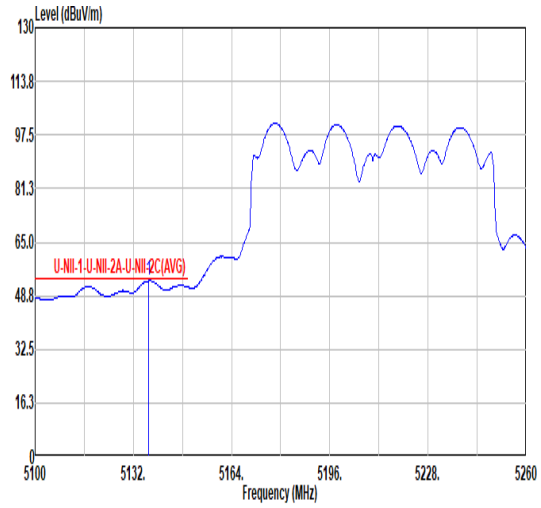 Freq Level Limit Line Margin Read Level Ant Factor Cable Loss Preamp Factor Aux Factor APos TPos Remark MHz dBuV/m dBuV/m dB dBuV dB/m dB dB dB cm deg 1 5136.96 53.30 54.00 -0.70 44.87 34.51 10.59 36.67 0.00 100 132 AVERAGE	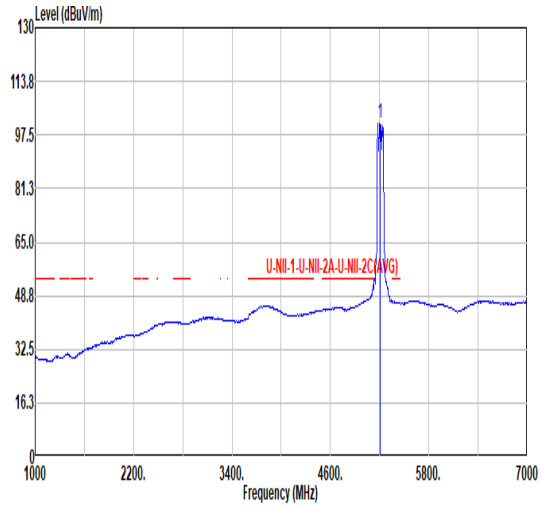 Freq Level Limit Line Margin Read Level Ant Factor Cable Loss Preamp Factor Aux Factor APos TPos Remark MHz dBuV/m dBuV/m dB dBuV dB/m dB dB dB cm deg 1 5210.00 101.20 ------ ------ 92.55 34.63 10.64 36.62 0.00 100 132 AVERAGE

Mode	9	
	Band Edge - R	
	U-NII-1_5.15-5.25_802.11BE EHT80_CH42_Full_5210MHz	
ANT	CDD 1S4T	
Pol.	Horizontal	Fundamental
Peak	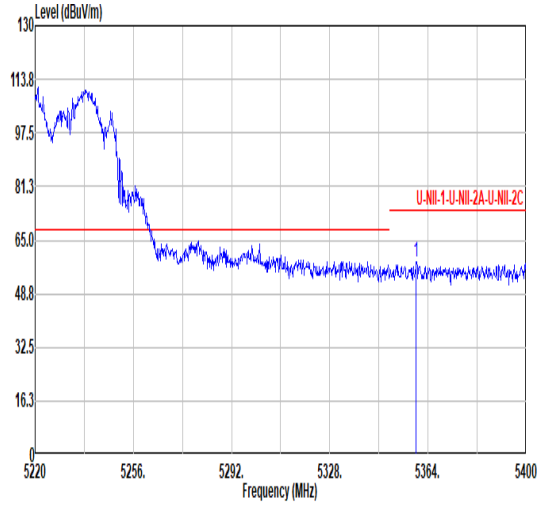 Freq Level Limit Line Margin Read Level Ant Factor Cable Loss Preamp Factor Aux Factor APos TPos Remark MHz dBuV/m dBuV/m dB dBuV dB/m dB dB dB cm deg 1 5359.68 58.21 74.00 -15.79 48.60 35.22 10.75 36.36 0.00 100 132 PEAK	Blank
Avg	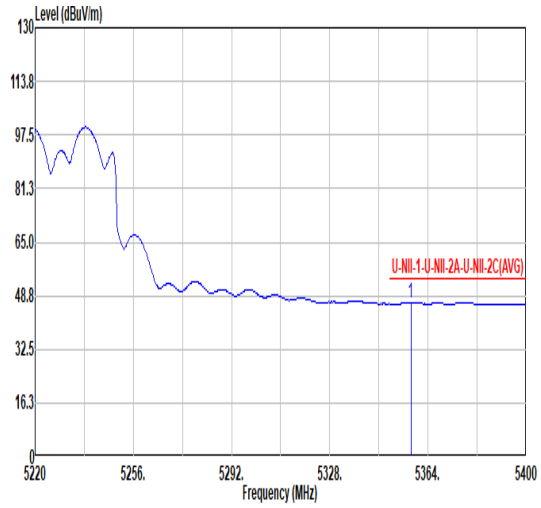 Freq Level Limit Line Margin Read Level Ant Factor Cable Loss Preamp Factor Aux Factor APos TPos Remark MHz dBuV/m dBuV/m dB dBuV dB/m dB dB dB cm deg 1 5357.70 46.78 54.00 -7.22 37.17 35.22 10.75 36.36 0.00 100 132 AVERAGE	Blank

Mode	9	
	Band Edge - L	
	U-NII-1_5.15-5.25_802.11BE EHT80_CH42_Full_5210MHz	
ANT	CDD 1S4T	
Pol.	Vertical	Fundamental
Peak	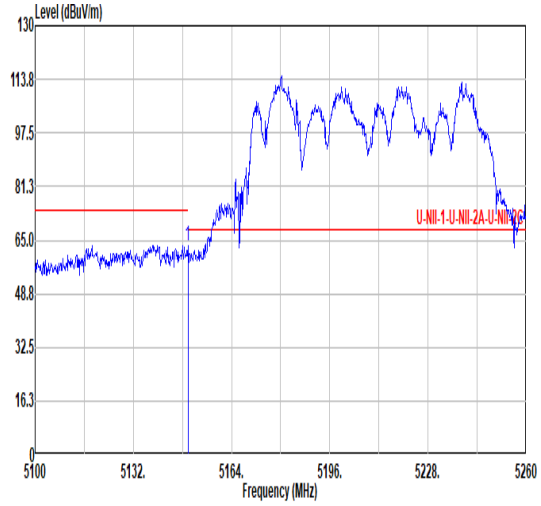 Freq Level Limit Line Margin Read Level Ant Factor Cable Loss Preamp Factor Aux Factor APos TPos Remark MHz dBuV/m dBuV/m dB dBuV dB/m dB dB dB cm deg 1 5149.76 63.51 74.00 -10.49 55.00 34.55 10.61 36.65 0.00 269 258 PEAK	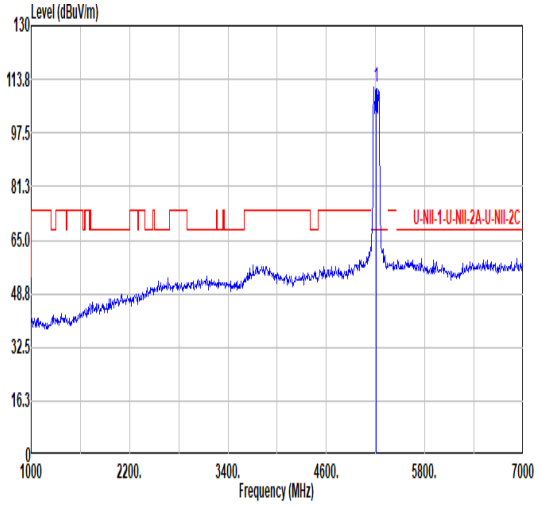 Freq Level Limit Line Margin Read Level Ant Factor Cable Loss Preamp Factor Aux Factor APos TPos Remark MHz dBuV/m dBuV/m dB dBuV dB/m dB dB dB cm deg 1 5210.00 111.24 ------ ------ 102.56 34.65 10.64 36.61 0.00 269 258 PEAK
Avg	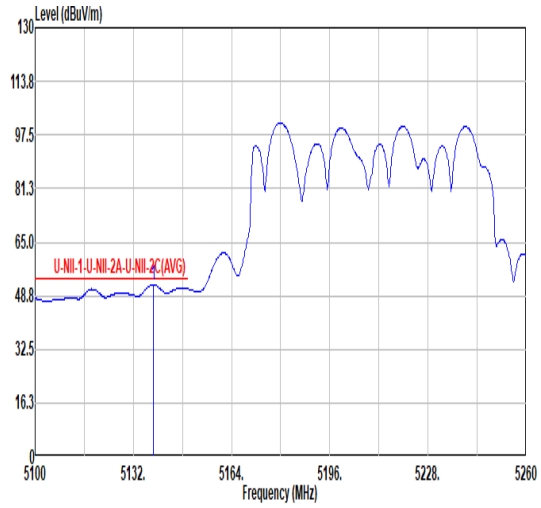 Freq Level Limit Line Margin Read Level Ant Factor Cable Loss Preamp Factor Aux Factor APos TPos Remark MHz dBuV/m dBuV/m dB dBuV dB/m dB dB dB cm deg 1 5138.56 52.15 54.00 -1.85 43.70 34.52 10.60 36.67 0.00 269 258 AVERAGE	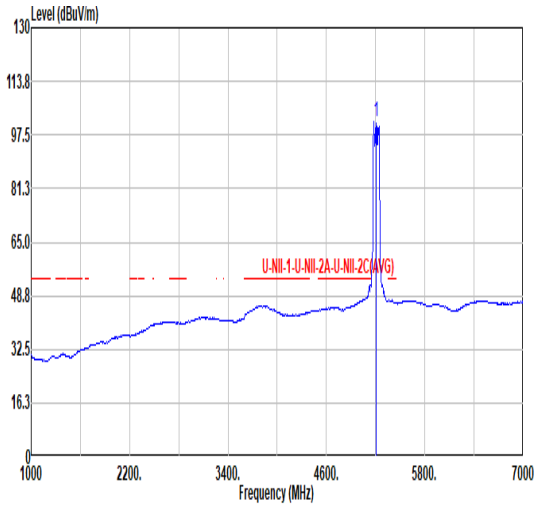 Freq Level Limit Line Margin Read Level Ant Factor Cable Loss Preamp Factor Aux Factor APos TPos Remark MHz dBuV/m dBuV/m dB dBuV dB/m dB dB dB cm deg 1 5210.00 101.37 ------ ------ 92.69 34.65 10.64 36.61 0.00 269 258 AVERAGE

Mode	9	
	Band Edge - R	
	U-NII-1_5.15-5.25_802.11BE EHT80_CH42_Full_5210MHz	
ANT	CDD 1S4T	
Pol.	Vertical	Fundamental
Peak	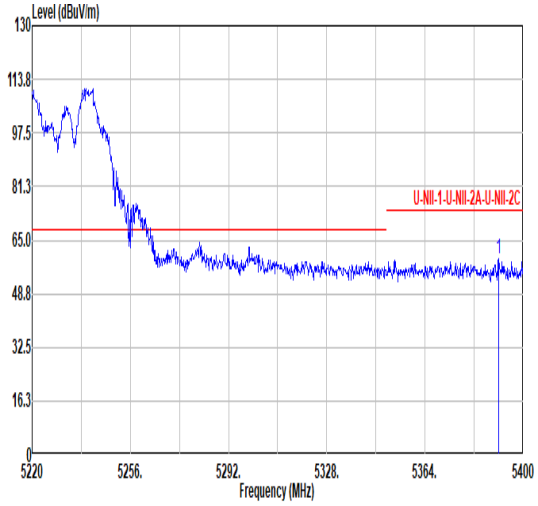 Freq Level Limit Line Margin Read Level Ant Factor Cable Loss Preamp Factor Aux Factor APos TPos Remark MHz dBuV/m dBuV/m dB dBuV dB/m dB dB dB cm deg 1 5391.00 59.24 74.00 -14.76 49.50 35.28 10.77 36.31 0.00 269 258 PEAK	Blank
Avg	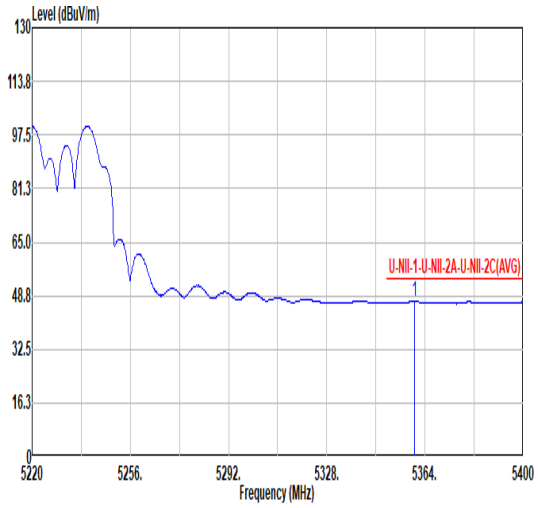 Freq Level Limit Line Margin Read Level Ant Factor Cable Loss Preamp Factor Aux Factor APos TPos Remark MHz dBuV/m dBuV/m dB dBuV dB/m dB dB dB cm deg 1 5360.22 47.05 54.00 -6.95 37.44 35.22 10.75 36.36 0.00 269 258 AVERAGE	Blank

Mode	9	
	Harmonic	
	U-NII-1_5.15-5.25_802.11BE EHT80_CH42_Full_5210MHz	
ANT	CDD 1S4T	
Pol.	Horizontal	Vertical
Peak Avg	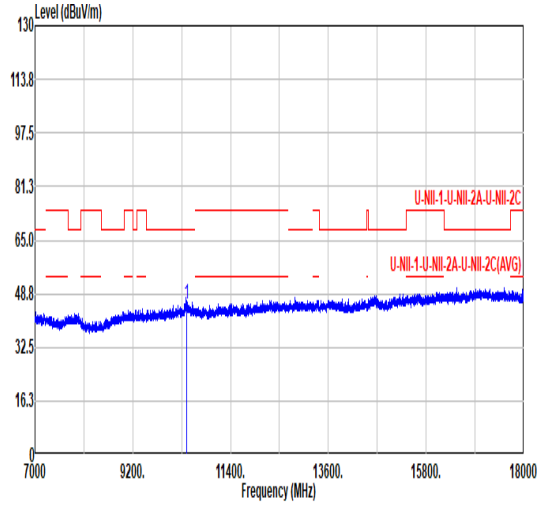 Freq Level Limit Line Margin Read Level Ant Factor Cable Loss Preamp Factor Aux Factor APos TPos Remark MHz dBuV/m dBuV/m dB dBuV dB/m dB dB dB cm deg 1 10420.00 45.86 68.20 -22.34 59.83 37.45 15.51 66.93 0.00 --- --- PEAK	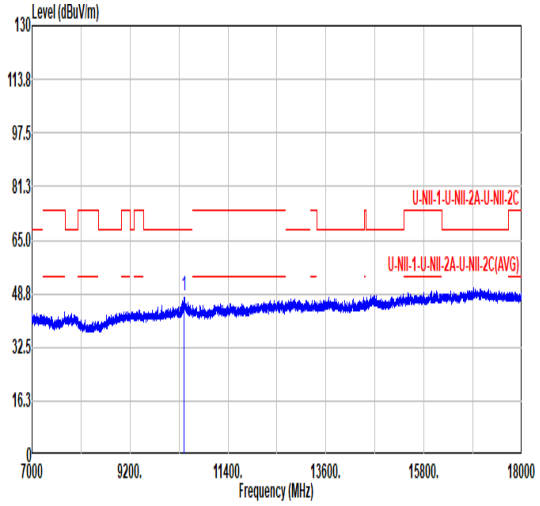 Freq Level Limit Line Margin Read Level Ant Factor Cable Loss Preamp Factor Aux Factor APos TPos Remark MHz dBuV/m dBuV/m dB dBuV dB/m dB dB dB cm deg 1 10420.00 47.89 68.20 -20.31 61.86 37.45 15.51 66.93 0.00 --- --- PEAK

Mode	10	
	Band Edge	
	U-NII-1_5.15-5.25_802.11BE EHT20_CH36_RU52*4_5180MHz	
ANT	CDD 1S4T	
Pol.	Horizontal	Fundamental
Peak	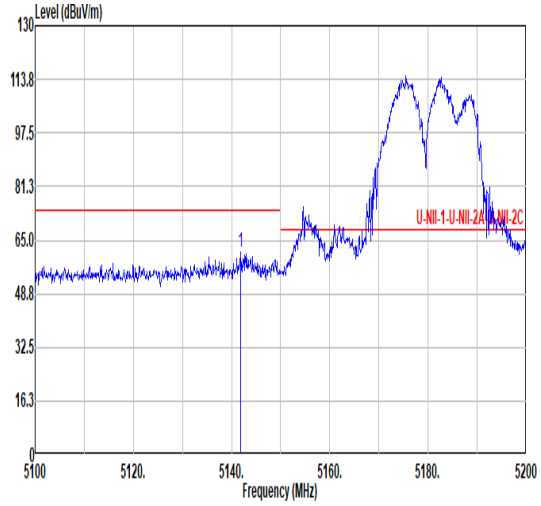 Freq Level Limit Line Margin Read Level Ant Factor Cable Loss Preamp Factor Aux Factor APos TPos Remark 1 5141.90 61.13 74.00 -12.87 52.67 34.53 10.60 36.67 0.00 100 360 PEAK	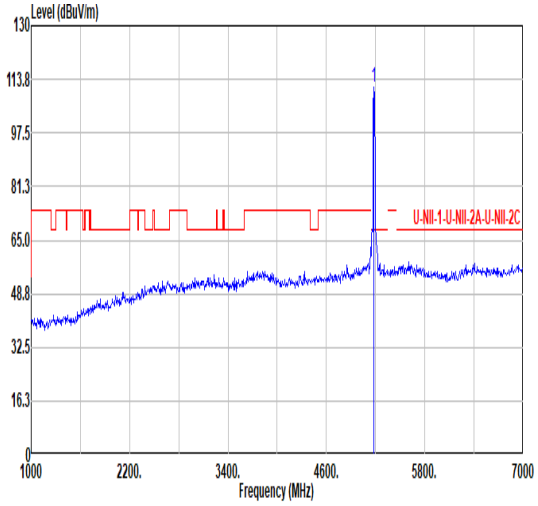 Freq Level Limit Line Margin Read Level Ant Factor Cable Loss Preamp Factor Aux Factor APos TPos Remark 1 5180.00 111.38 ------ ------ 102.73 34.63 10.64 36.62 0.00 100 360 PEAK
Avg	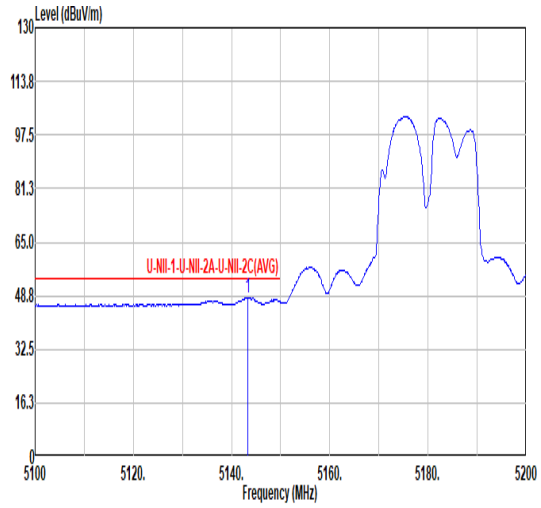 Freq Level Limit Line Margin Read Level Ant Factor Cable Loss Preamp Factor Aux Factor APos TPos Remark 1 5143.30 48.21 54.00 -5.79 39.74 34.53 10.60 36.66 0.00 100 360 AVERAGE	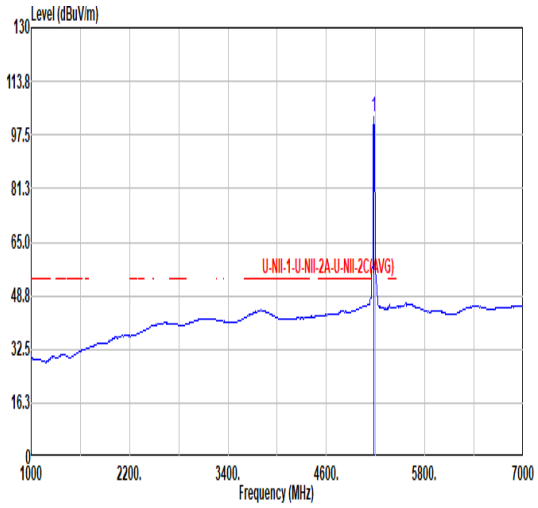 Freq Level Limit Line Margin Read Level Ant Factor Cable Loss Preamp Factor Aux Factor APos TPos Remark 1 5180.00 103.24 ------ ------ 94.59 34.63 10.64 36.62 0.00 100 360 AVERAGE

Mode	10	
	Band Edge	
	U-NII-1_5.15-5.25_802.11BE EHT20_CH36_RU52*4_5180MHz	
ANT	CDD 1S4T	
Pol.	Vertical	Fundamental
Peak	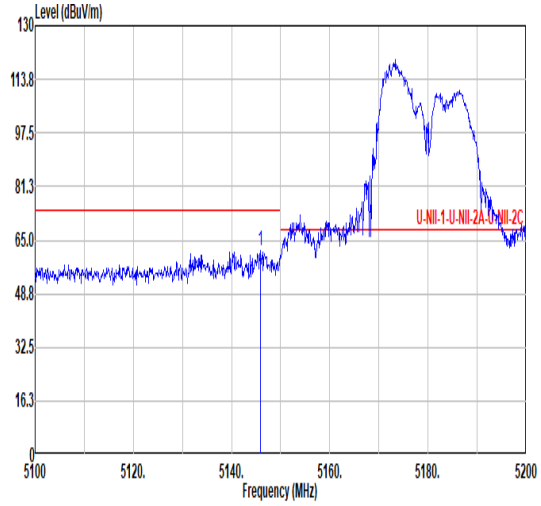 Freq Level Limit Line Margin Read Level Ant Factor Cable Loss Preamp Factor Aux Factor APos TPos Remark 1 5145.90 61.86 74.00 -12.14 53.38 34.54 10.60 36.66 0.00 100 236 PEAK	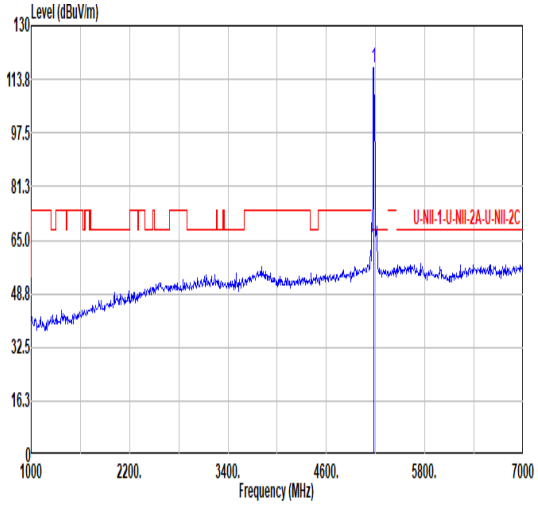 Freq Level Limit Line Margin Read Level Ant Factor Cable Loss Preamp Factor Aux Factor APos TPos Remark 1 5180.00 117.19 ------ ------ 108.54 34.63 10.64 36.62 0.00 100 236 PEAK
Avg	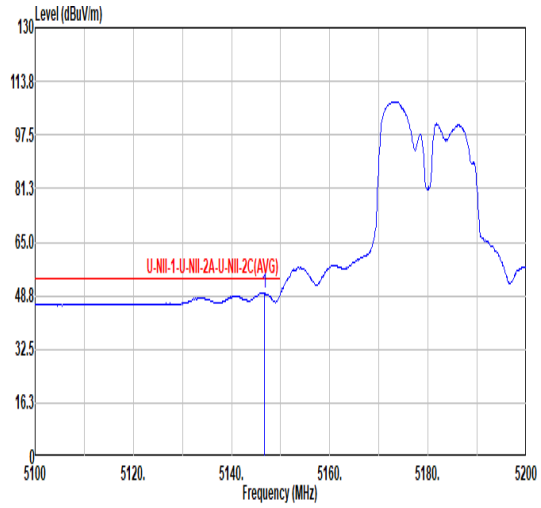 Freq Level Limit Line Margin Read Level Ant Factor Cable Loss Preamp Factor Aux Factor APos TPos Remark 1 5146.70 49.61 54.00 -4.39 41.13 34.54 10.60 36.66 0.00 100 236 AVERAGE	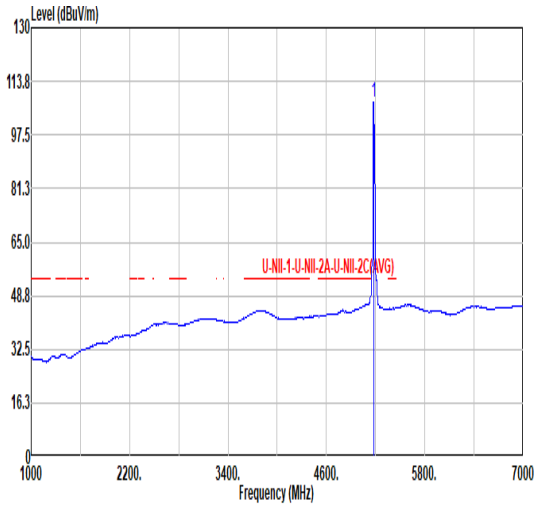 Freq Level Limit Line Margin Read Level Ant Factor Cable Loss Preamp Factor Aux Factor APos TPos Remark 1 5180.00 107.65 ------ ------ 99.00 34.63 10.64 36.62 0.00 100 236 AVERAGE

Mode	11	
	Band Edge - L	
	U-NII-1_5.15-5.25_802.11BE EHT80_CH42_PC 20MHz,Loc 4_5210MHz	
ANT	CDD 1S4T	
Pol.	Horizontal	Fundamental
Peak	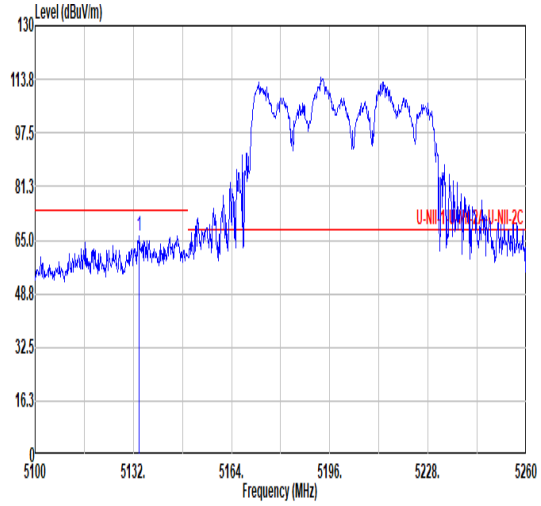 Freq Level Limit Line Margin Read Level Ant Factor Cable Loss Preamp Factor Aux Factor APos TPos Remark 1 5133.92 66.31 74.00 -7.69 57.90 34.50 10.59 36.68 0.00 100 333 PEAK	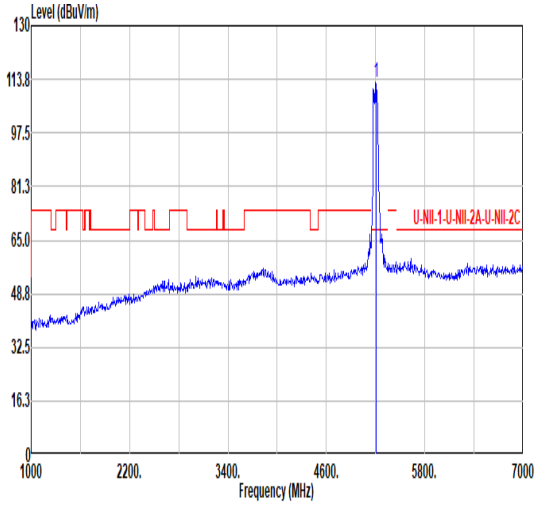 Freq Level Limit Line Margin Read Level Ant Factor Cable Loss Preamp Factor Aux Factor APos TPos Remark 1 5210.00 112.94 ------ ------ 104.20 34.68 10.65 36.59 0.00 100 333 PEAK
Avg	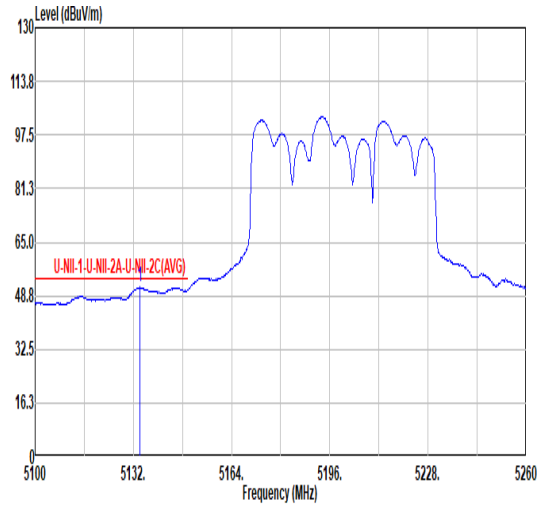 Freq Level Limit Line Margin Read Level Ant Factor Cable Loss Preamp Factor Aux Factor APos TPos Remark 1 5134.24 51.27 54.00 -2.73 42.86 34.50 10.59 36.68 0.00 100 333 AVERAGE	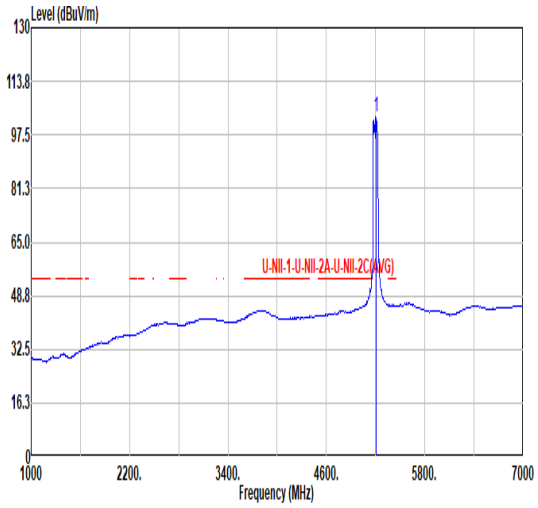 Freq Level Limit Line Margin Read Level Ant Factor Cable Loss Preamp Factor Aux Factor APos TPos Remark 1 5210.00 102.92 ------ ------ 94.18 34.68 10.65 36.59 0.00 100 333 AVERAGE

Mode	11	
	Band Edge - R	
	U-NII-1_5.15-5.25_802.11BE EHT80_CH42_PC 20MHz,Loc 4_5210MHz	
ANT	CDD 1S4T	
Pol.	Horizontal	Fundamental
Peak	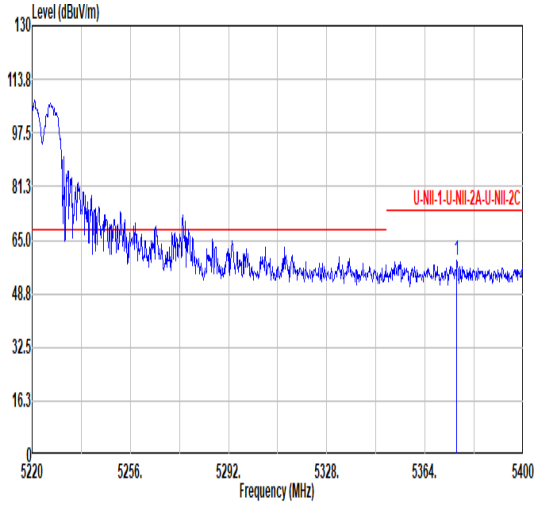 Freq Level Limit Line Margin Read Level Ant Factor Cable Loss Preamp Factor Aux Factor APos TPos Remark MHz dBuV/m dBuV/m dB dBuV dB/m dB dB dB cm deg 1 5375.70 58.94 74.00 -15.06 49.26 35.25 10.76 36.33 0.00 100 333 PEAK	Blank
Avg	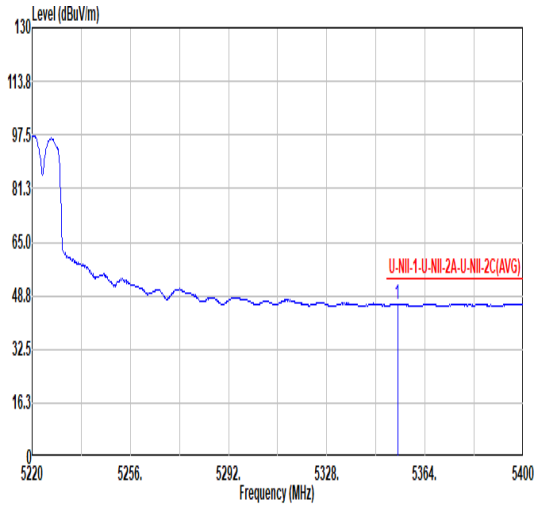 Freq Level Limit Line Margin Read Level Ant Factor Cable Loss Preamp Factor Aux Factor APos TPos Remark MHz dBuV/m dBuV/m dB dBuV dB/m dB dB dB cm deg 1 5353.92 46.25 54.00 -7.75 36.66 35.21 10.75 36.37 0.00 100 333 AVERAGE	Blank

Mode	11	
	Band Edge - L	
	U-NII-1_5.15-5.25_802.11BE EHT80_CH42_PC 20MHz,Loc 4_5210MHz	
ANT	CDD 1S4T	
Pol.	Vertical	Fundamental
Peak	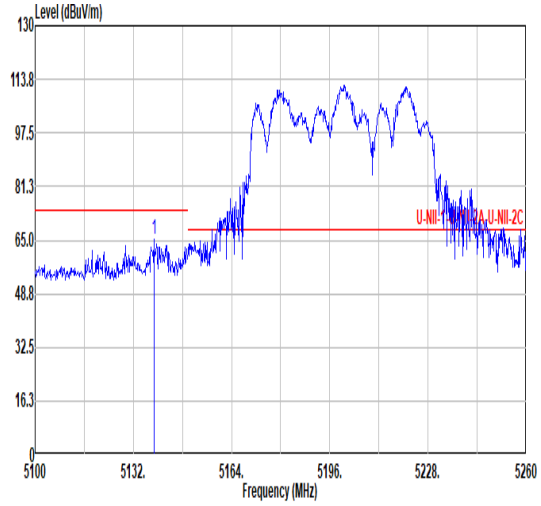 Freq Level Limit Line Margin Read Level Ant Factor Cable Loss Preamp Factor Aux Factor APos TPos Remark 1 5138.72 65.36 74.00 -8.64 56.91 34.52 10.60 36.67 0.00 298 269 PEAK	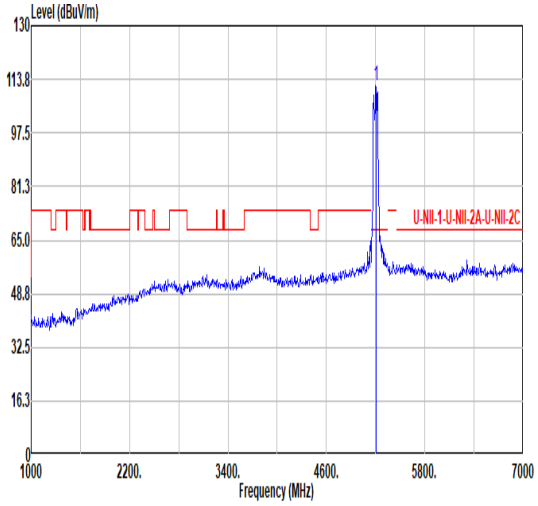 Freq Level Limit Line Margin Read Level Ant Factor Cable Loss Preamp Factor Aux Factor APos TPos Remark 1 5210.00 111.93 ------ ------ 103.15 34.70 10.66 36.58 0.00 298 269 PEAK
Avg	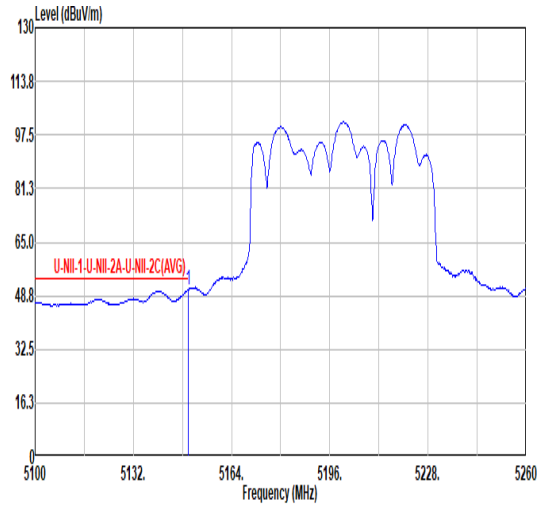 Freq Level Limit Line Margin Read Level Ant Factor Cable Loss Preamp Factor Aux Factor APos TPos Remark 1 5149.92 50.43 54.00 -3.57 41.92 34.55 10.61 36.65 0.00 298 269 AVERAGE	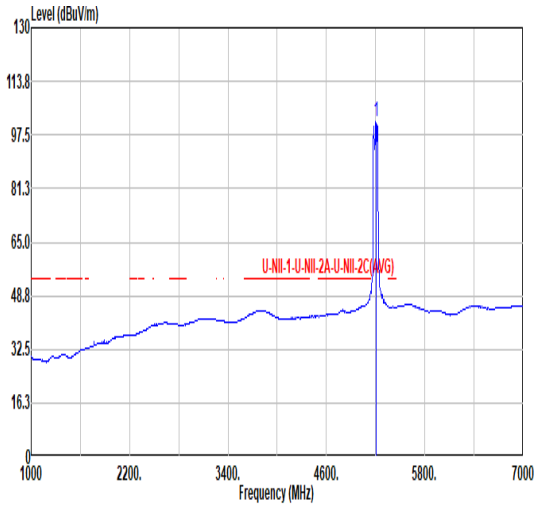 Freq Level Limit Line Margin Read Level Ant Factor Cable Loss Preamp Factor Aux Factor APos TPos Remark 1 5210.00 101.49 ------ ------ 92.71 34.70 10.66 36.58 0.00 298 269 AVERAGE

Mode	11	
	Band Edge - R	
	U-NII-1_5.15-5.25_802.11BE EHT80_CH42_PC 20MHz,Loc 4_5210MHz	
ANT	CDD 1S4T	
Pol.	Vertical	Fundamental
Peak	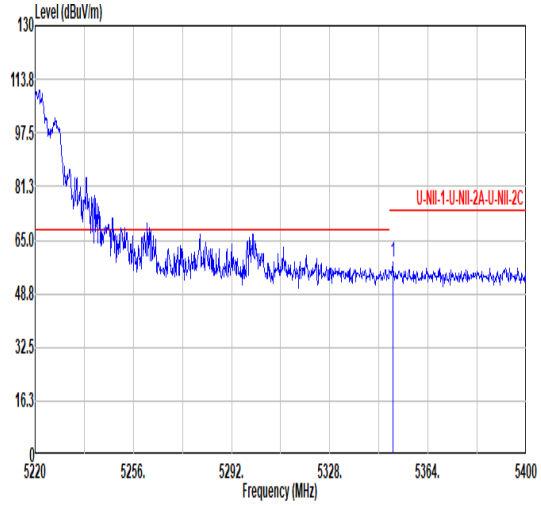 Freq Level Limit Line Margin Read Level Ant Factor Cable Loss Preamp Factor Aux Factor APos TPos Remark MHz dBuV/m dBuV/m dB dBuV dB/m dB dB dB cm deg 1 5351.04 58.35 74.00 -15.65 48.77 35.20 10.75 36.37 0.00 298 269 PEAK	Blank
Avg	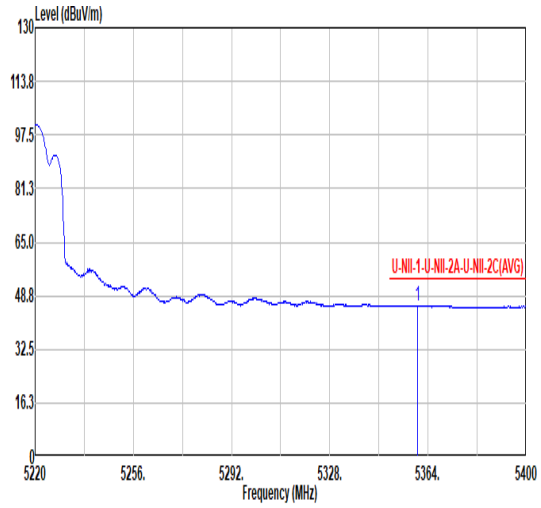 Freq Level Limit Line Margin Read Level Ant Factor Cable Loss Preamp Factor Aux Factor APos TPos Remark MHz dBuV/m dBuV/m dB dBuV dB/m dB dB dB cm deg 1 5360.22 45.74 54.00 -8.26 36.13 35.22 10.75 36.36 0.00 298 269 AVERAGE	Blank

Mode	12	
	Band Edge - L	
	U-NII-2A_5.25-5.35_802.11a_CH52_5260MHz	
ANT	CDD 1S4T	
Pol.	Horizontal	Fundamental
Peak	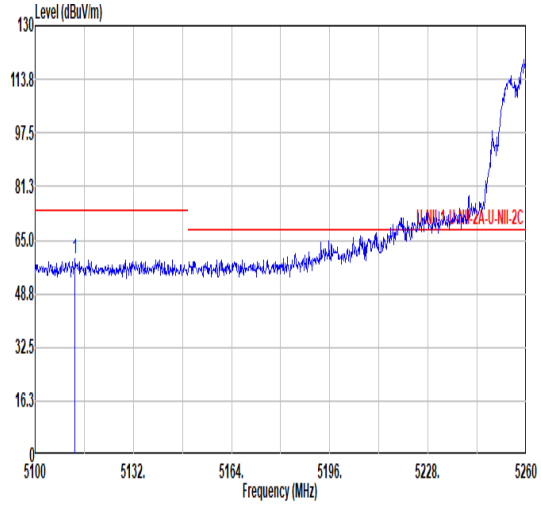 Freq Level Limit Line Margin Read Level Ant Factor Cable Loss Preamp Factor Aux Factor APos TPos Remark MHz dBuV/m dBuV/m dB dBuV dB/m dB dB dB cm deg 1 5112.96 59.20 74.00 -14.80 50.90 34.44 10.57 36.71 0.00 146 198 PEAK	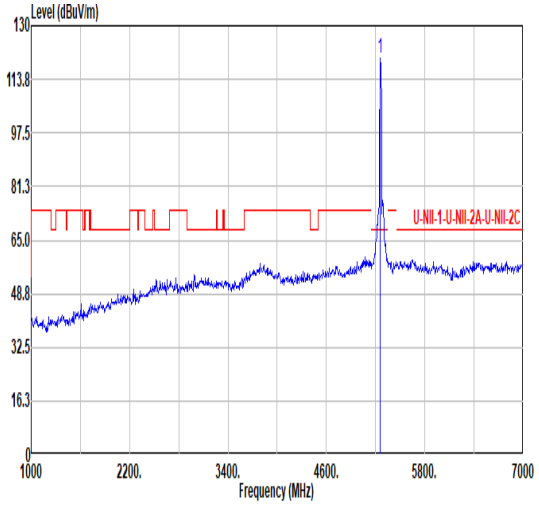 Freq Level Limit Line Margin Read Level Ant Factor Cable Loss Preamp Factor Aux Factor APos TPos Remark MHz dBuV/m dBuV/m dB dBuV dB/m dB dB dB cm deg 1 5260.00 120.28 ------ ------ 111.14 34.94 10.70 36.50 0.00 146 198 PEAK
Avg	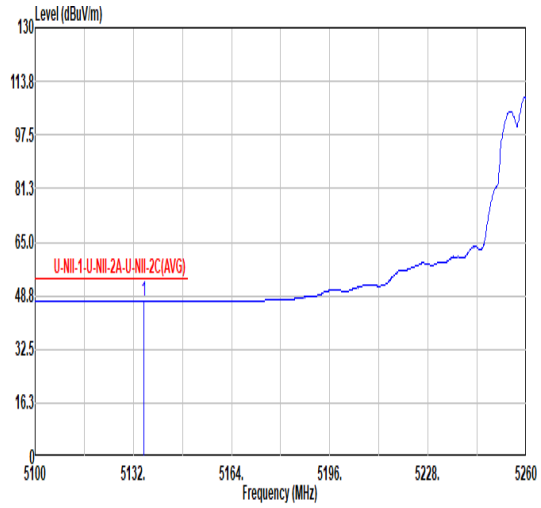 Freq Level Limit Line Margin Read Level Ant Factor Cable Loss Preamp Factor Aux Factor APos TPos Remark MHz dBuV/m dBuV/m dB dBuV dB/m dB dB dB cm deg 1 5135.36 47.25 54.00 -6.75 38.82 34.51 10.59 36.67 0.00 146 198 AVERAGE	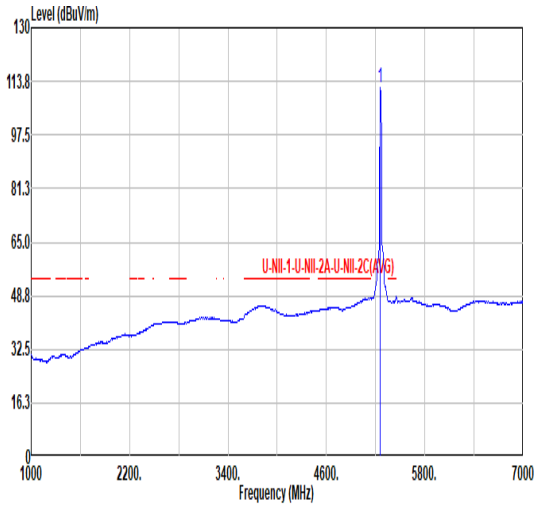 Freq Level Limit Line Margin Read Level Ant Factor Cable Loss Preamp Factor Aux Factor APos TPos Remark MHz dBuV/m dBuV/m dB dBuV dB/m dB dB dB cm deg 1 5260.00 112.05 ------ ------ 102.91 34.94 10.70 36.50 0.00 146 198 AVERAGE

Mode	12	
	Band Edge - R	
	U-NII-2A_5.25-5.35_802.11a_CH52_5260MHz	
ANT	CDD 1S4T	
Pol.	Horizontal	Fundamental
Peak	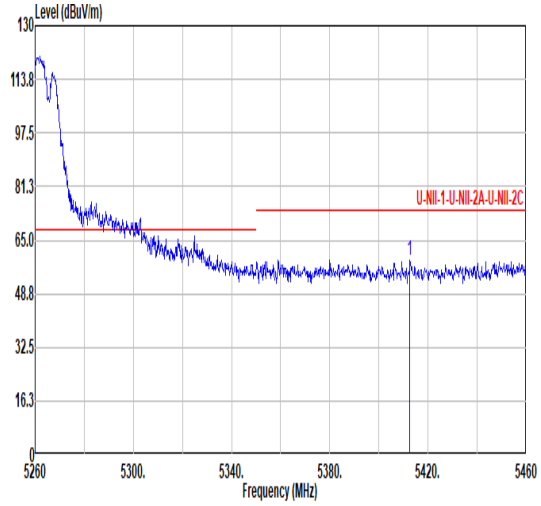 Freq Level Limit Line Margin Read Level Ant Factor Cable Loss Preamp Factor Aux Factor APos TPos Remark MHz dBuV/m dBuV/m dB dBuV dB/m dB dB dB cm deg 1 5412.60 58.97 74.00 -15.03 49.21 35.25 10.79 36.28 0.00 146 198 PEAK	Blank
Avg	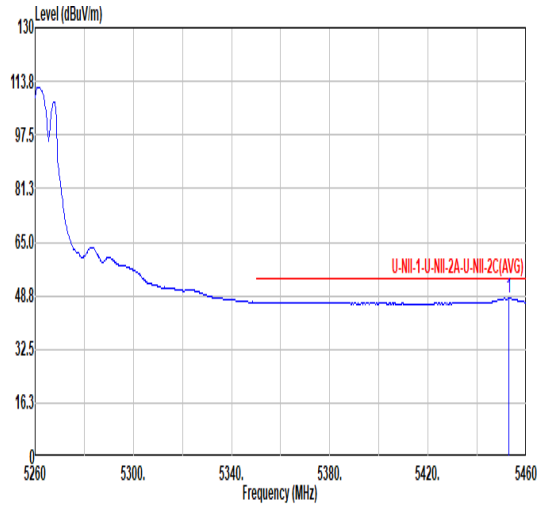 Freq Level Limit Line Margin Read Level Ant Factor Cable Loss Preamp Factor Aux Factor APos TPos Remark MHz dBuV/m dBuV/m dB dBuV dB/m dB dB dB cm deg 1 5453.00 47.96 54.00 -6.04 38.26 35.09 10.83 36.22 0.00 146 198 AVERAGE	Blank

Mode	12	
	Band Edge - L	
	U-NII-2A_5.25-5.35_802.11a_CH52_5260MHz	
ANT	CDD 1S4T	
Pol.	Vertical	Fundamental
Peak	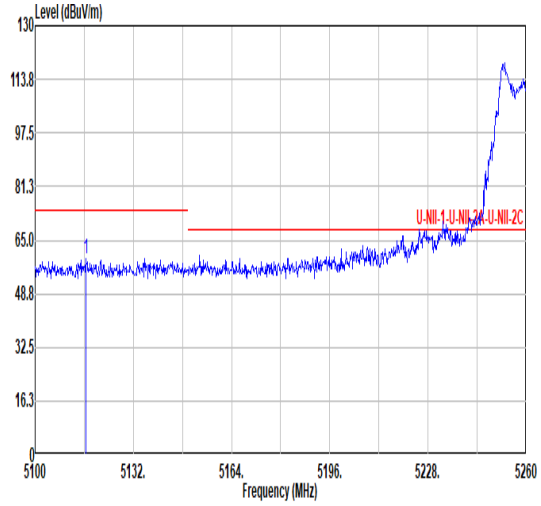 Freq Level Limit Line Margin Read Level Ant Factor Cable Loss Preamp Factor Aux Factor APos TPos Remark MHz dBuV/m dBuV/m dB dBuV dB/m dB dB dB cm deg 1 5116.48 59.40 74.00 -14.60 51.08 34.45 10.57 36.70 0.00 338 259 PEAK	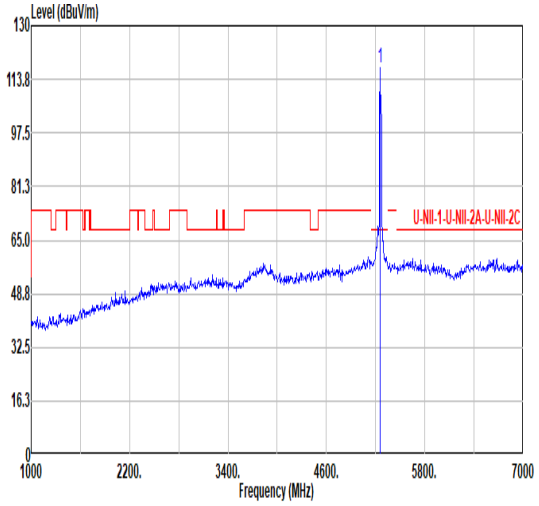 Freq Level Limit Line Margin Read Level Ant Factor Cable Loss Preamp Factor Aux Factor APos TPos Remark MHz dBuV/m dBuV/m dB dBuV dB/m dB dB dB cm deg 1 5260.00 117.24 ------ ------ 108.14 34.92 10.69 36.51 0.00 338 259 PEAK
Avg	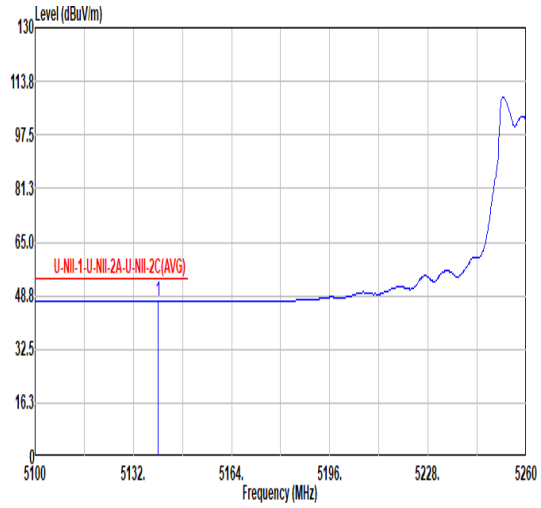 Freq Level Limit Line Margin Read Level Ant Factor Cable Loss Preamp Factor Aux Factor APos TPos Remark MHz dBuV/m dBuV/m dB dBuV dB/m dB dB dB cm deg 1 5140.16 47.05 54.00 -6.95 38.60 34.52 10.60 36.67 0.00 338 259 AVERAGE	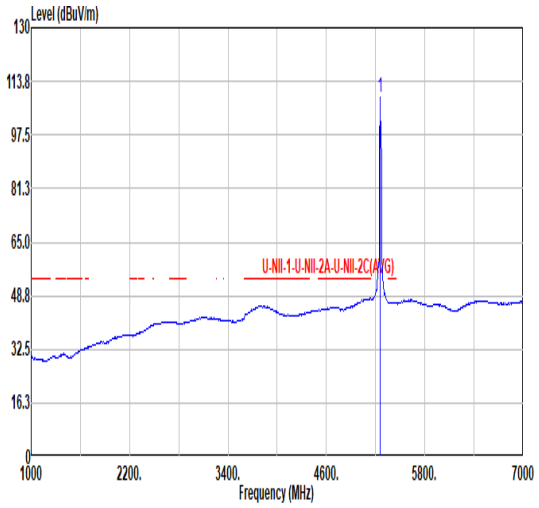 Freq Level Limit Line Margin Read Level Ant Factor Cable Loss Preamp Factor Aux Factor APos TPos Remark MHz dBuV/m dBuV/m dB dBuV dB/m dB dB dB cm deg 1 5260.00 108.99 ------ ------ 99.89 34.92 10.69 36.51 0.00 338 259 AVERAGE

Mode	12	
	Band Edge - R	
	U-NII-2A_5.25-5.35_802.11a_CH52_5260MHz	
ANT	CDD 1S4T	
Pol.	Vertical	Fundamental
Peak	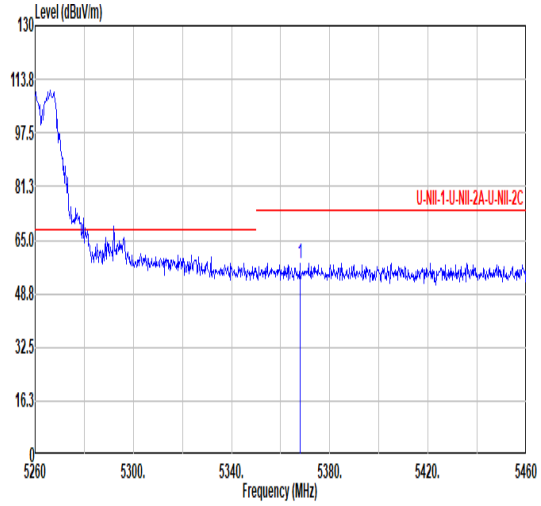 Freq Level Limit Line Margin Read Level Ant Factor Cable Loss Preamp Factor Aux Factor APos TPos Remark MHz dBuV/m dBuV/m dB dBuV dB/m dB dB dB cm deg 1 5367.80 57.88 74.00 -16.12 48.23 35.24 10.76 36.35 0.00 338 259 PEAK	Blank
Avg	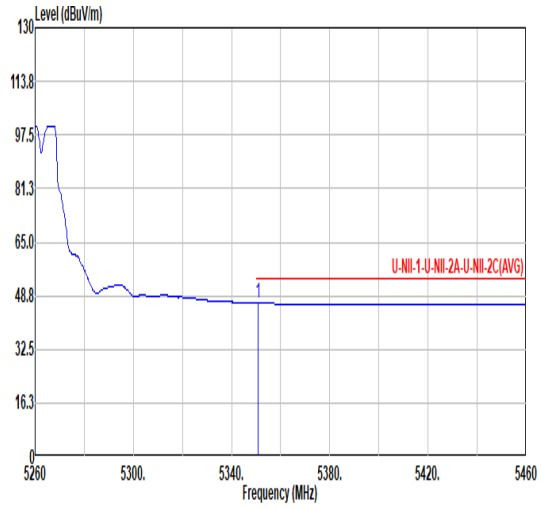 Freq Level Limit Line Margin Read Level Ant Factor Cable Loss Preamp Factor Aux Factor APos TPos Remark MHz dBuV/m dBuV/m dB dBuV dB/m dB dB dB cm deg 1 5350.80 46.51 54.00 -7.49 36.93 35.20 10.75 36.37 0.00 338 259 AVERAGE	Blank

Mode	12	
	Harmonic	
	U-NII-2A_5.25-5.35_802.11a_CH52_5260MHz	
ANT	CDD 1S4T	
Pol.	Horizontal	Vertical
Peak Avg	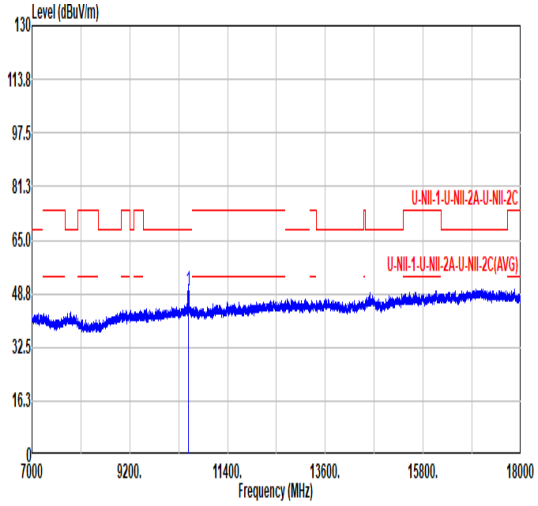 Freq Level Limit Line Margin Read Level Ant Factor Cable Loss Preamp Factor Aux Factor APos TPos Remark MHz dBuV/m dBuV/m dB dBuV dB/m dB dB dB cm deg 1 10520.00 49.56 68.20 -18.64 63.32 37.51 15.60 66.87 0.00 --- --- PEAK	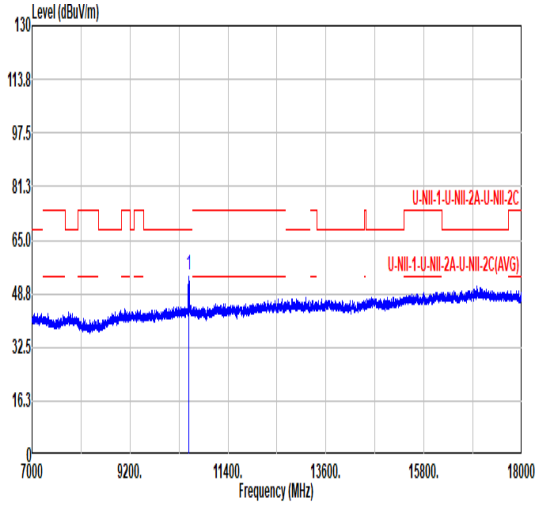 Freq Level Limit Line Margin Read Level Ant Factor Cable Loss Preamp Factor Aux Factor APos TPos Remark MHz dBuV/m dBuV/m dB dBuV dB/m dB dB dB cm deg 1 10520.00 54.51 68.20 -13.69 68.27 37.51 15.60 66.87 0.00 --- --- PEAK

Mode	13	
	Band Edge - L	
	U-NII-2A_5.25-5.35_802.11a_CH60_5300MHz	
ANT	CDD 1S4T	
Pol.	Horizontal	Fundamental
Peak	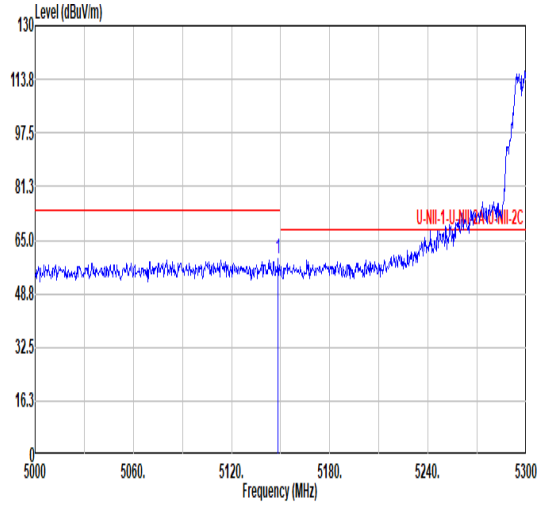 Freq Level Limit Line Margin Read Level Ant Factor Cable Loss Preamp Factor Aux Factor APos TPos Remark MHz dBuV/m dBuV/m dB dBuV dB/m dB dB dB cm deg 1 5148.50 59.47 74.00 -14.53 50.97 34.55 10.61 36.66 0.00 156 194 PEAK	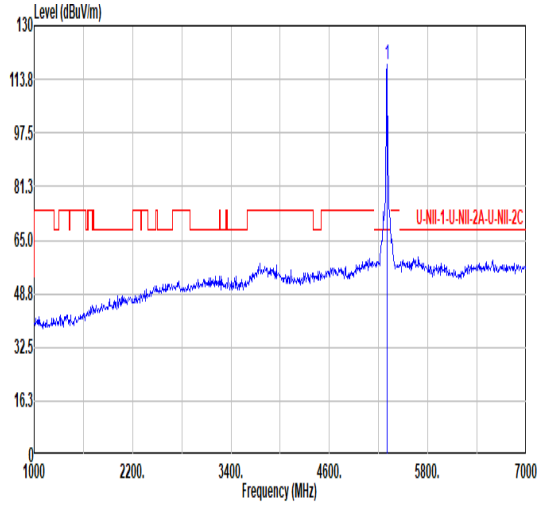 Freq Level Limit Line Margin Read Level Ant Factor Cable Loss Preamp Factor Aux Factor APos TPos Remark MHz dBuV/m dBuV/m dB dBuV dB/m dB dB dB cm deg 1 5300.00 118.00 ------ ------ 108.62 35.10 10.72 36.44 0.00 156 194 PEAK
Avg	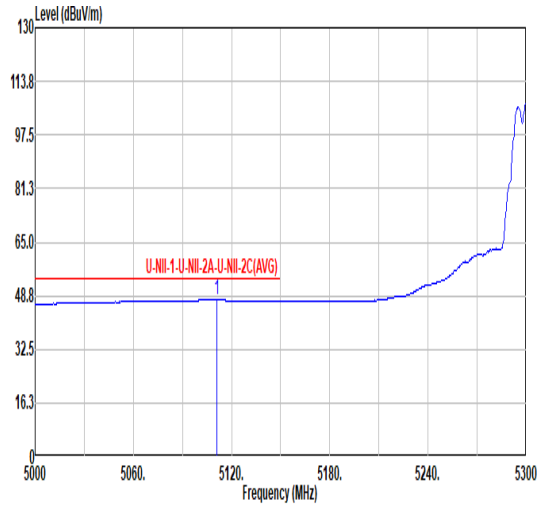 Freq Level Limit Line Margin Read Level Ant Factor Cable Loss Preamp Factor Aux Factor APos TPos Remark MHz dBuV/m dBuV/m dB dBuV dB/m dB dB dB cm deg 1 5111.00 47.56 54.00 -6.44 39.27 34.43 10.57 36.71 0.00 156 194 AVERAGE	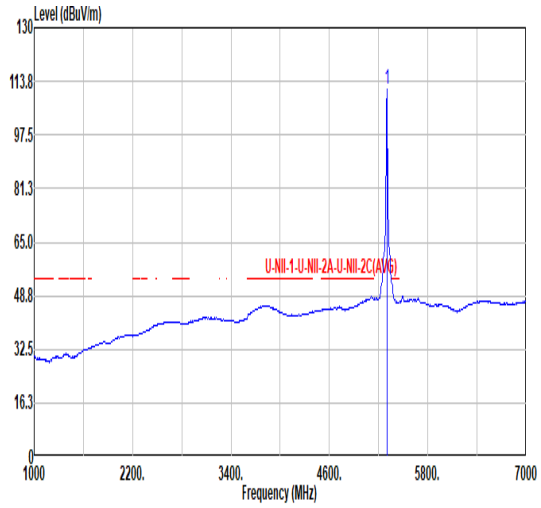 Freq Level Limit Line Margin Read Level Ant Factor Cable Loss Preamp Factor Aux Factor APos TPos Remark MHz dBuV/m dBuV/m dB dBuV dB/m dB dB dB cm deg 1 5300.00 111.15 ------ ------ 101.77 35.10 10.72 36.44 0.00 156 194 AVERAGE

Mode	13	
	Band Edge - R	
	U-NII-2A_5.25-5.35_802.11a_CH60_5300MHz	
ANT	CDD 1S4T	
Pol.	Horizontal	Fundamental
Peak	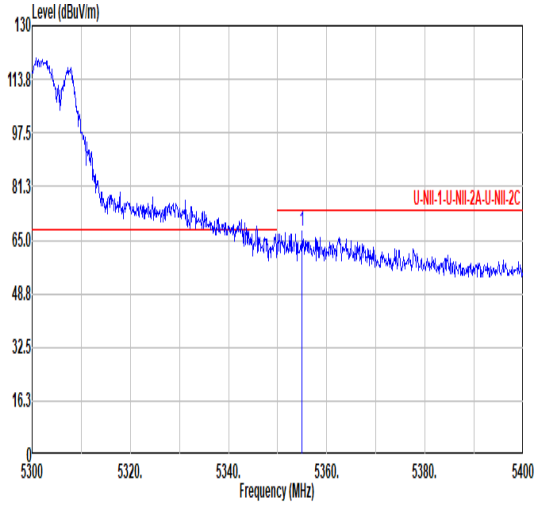 Freq Level Limit Line Margin Read Level Ant Factor Cable Loss Preamp Factor Aux Factor APos TPos Remark MHz dBuV/m dBuV/m dB dBuV dB/m dB dB dB cm deg 1 5355.00 67.54 74.00 -6.46 57.94 35.21 10.75 36.36 0.00 156 194 PEAK	Blank
Avg	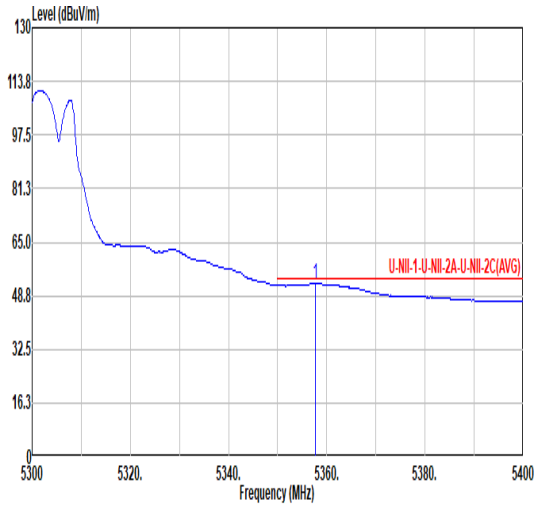 Freq Level Limit Line Margin Read Level Ant Factor Cable Loss Preamp Factor Aux Factor APos TPos Remark MHz dBuV/m dBuV/m dB dBuV dB/m dB dB dB cm deg 1 5357.60 52.42 54.00 -1.58 42.81 35.22 10.75 36.36 0.00 156 194 AVERAGE	Blank

Mode	13	
	Band Edge - L	
	U-NII-2A_5.25-5.35_802.11a_CH60_5300MHz	
ANT	CDD 1S4T	
Pol.	Vertical	Fundamental
Peak	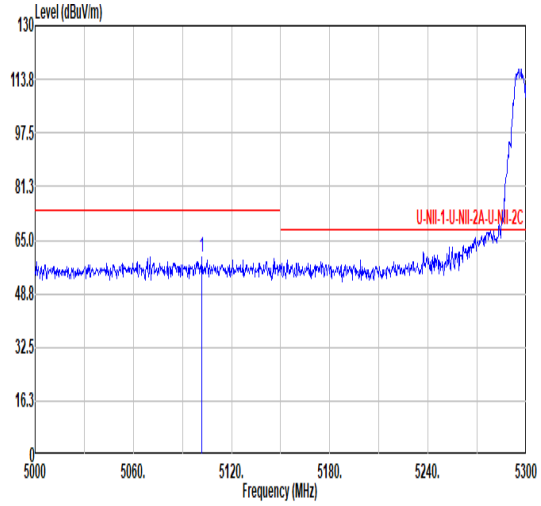 Freq Level Limit Line Margin Read Level Ant Factor Cable Loss Preamp Factor Aux Factor APos TPos Remark MHz dBuV/m dBuV/m dB dBuV dB/m dB dB dB cm deg 1 5101.70 59.83 74.00 -14.17 51.58 34.41 10.56 36.72 0.00 258 0 PEAK	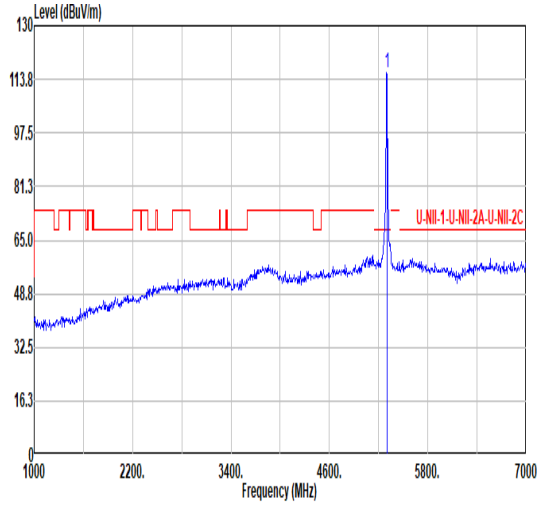 Freq Level Limit Line Margin Read Level Ant Factor Cable Loss Preamp Factor Aux Factor APos TPos Remark MHz dBuV/m dBuV/m dB dBuV dB/m dB dB dB cm deg 1 5300.00 115.85 ------ ------ 106.50 35.08 10.72 36.45 0.00 258 0 PEAK
Avg	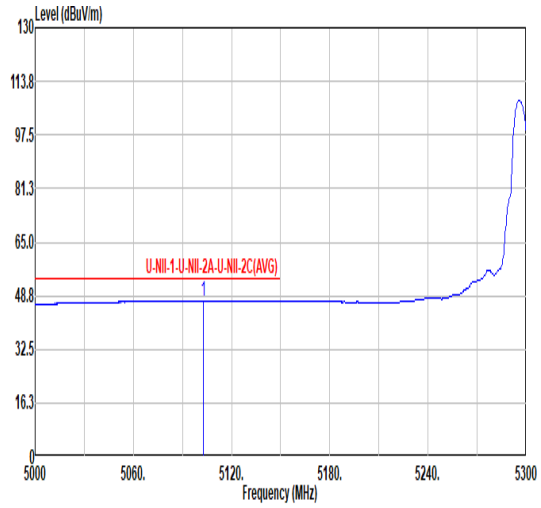 Freq Level Limit Line Margin Read Level Ant Factor Cable Loss Preamp Factor Aux Factor APos TPos Remark MHz dBuV/m dBuV/m dB dBuV dB/m dB dB dB cm deg 1 5102.60 47.31 54.00 -6.69 39.06 34.41 10.56 36.72 0.00 258 0 AVERAGE	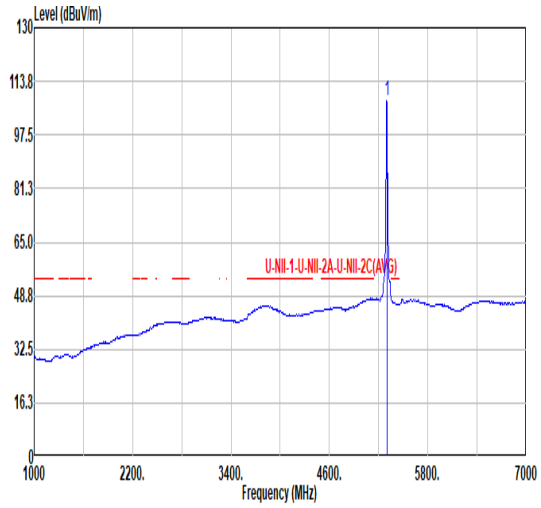 Freq Level Limit Line Margin Read Level Ant Factor Cable Loss Preamp Factor Aux Factor APos TPos Remark MHz dBuV/m dBuV/m dB dBuV dB/m dB dB dB cm deg 1 5300.00 108.02 ------ ------ 98.67 35.08 10.72 36.45 0.00 258 0 AVERAGE

Mode	13	
	Band Edge - R	
	U-NII-2A_5.25-5.35_802.11a_CH60_5300MHz	
ANT	CDD 1S4T	
Pol.	Vertical	Fundamental
Peak	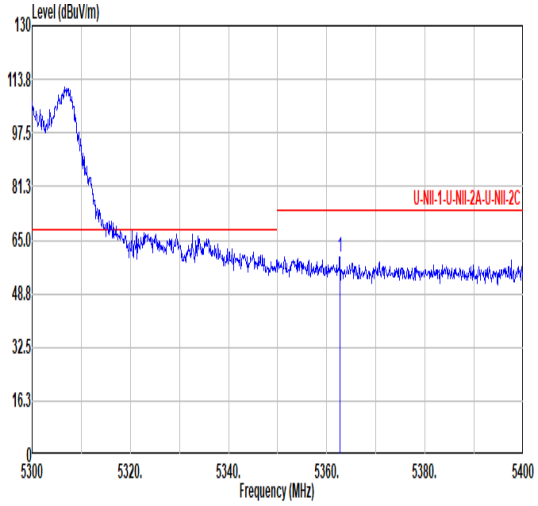 Freq Level Limit Line Margin Read Level Ant Factor Cable Loss Preamp Factor Aux Factor APos TPos Remark MHz dBuV/m dBuV/m dB dBuV dB/m dB dB dB cm deg 1 5362.70 60.02 74.00 -13.98 50.39 35.23 10.75 36.35 0.00 258 0 PEAK	Blank
Avg	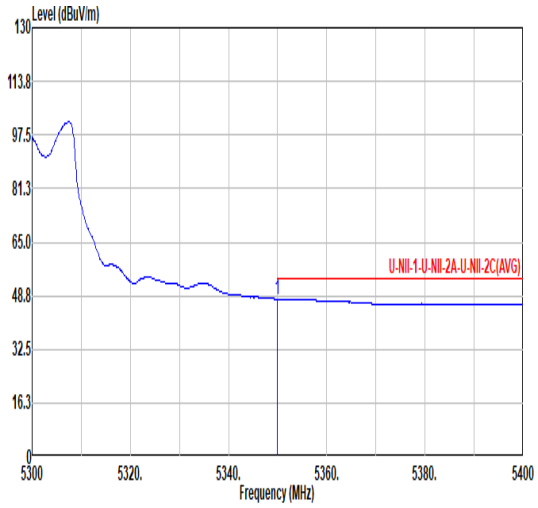 Freq Level Limit Line Margin Read Level Ant Factor Cable Loss Preamp Factor Aux Factor APos TPos Remark MHz dBuV/m dBuV/m dB dBuV dB/m dB dB dB cm deg 1 5350.00 47.79 54.00 -6.21 38.21 35.20 10.75 36.37 0.00 258 0 AVERAGE	Blank

Mode	13	
	Harmonic	
	U-NII-2A_5.25-5.35_802.11a_CH60_5300MHz	
ANT	CDD 1S4T	
Pol.	Horizontal	Vertical
Peak Avg	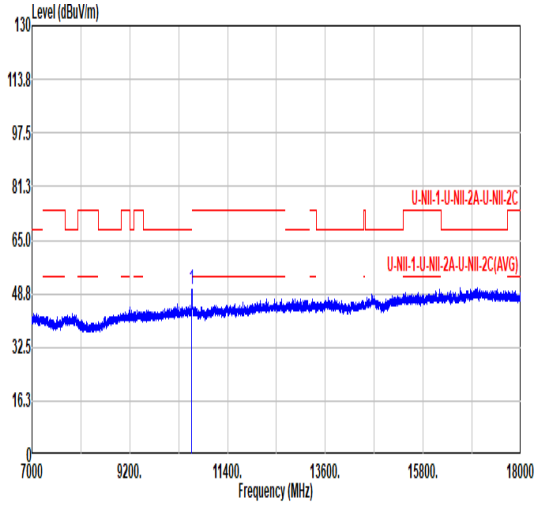 Freq Level Limit Line Margin Read Level Ant Factor Cable Loss Preamp Factor Aux Factor APos TPos Remark MHz dBuV/m dBuV/m dB dBuV dB/m dB dB dB cm deg 1 10593.33 50.20 74.00 -23.80 63.80 37.56 15.67 66.83 0.00 --- --- Peak	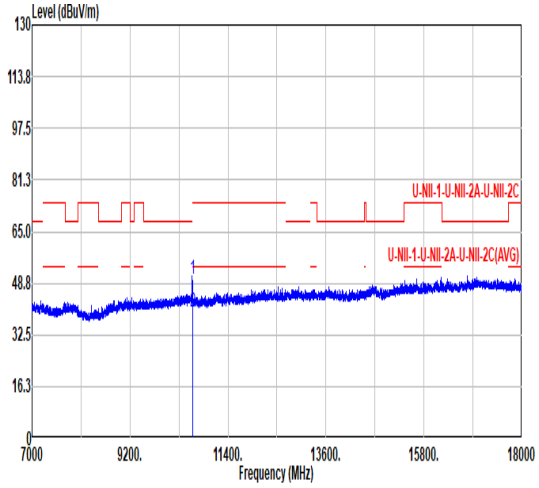 Freq Level Limit Line Margin Read Level Ant Factor Cable Loss Preamp Factor Aux Factor APos TPos Remark MHz dBuV/m dBuV/m dB dBuV dB/m dB dB dB cm deg 1 10600.00 50.06 74.00 -23.94 63.66 37.56 15.67 66.83 0.00 300 0 PEAK 2 10600.00 39.49 54.00 -14.51 53.07 37.56 15.68 66.82 0.00 300 0 AVERAGE

Mode	14	
	Band Edge	
	U-NII-2A_5.25-5.35_802.11a_CH64_5320MHz	
ANT	CDD 1S4T	
Pol.	Horizontal	Fundamental
Peak	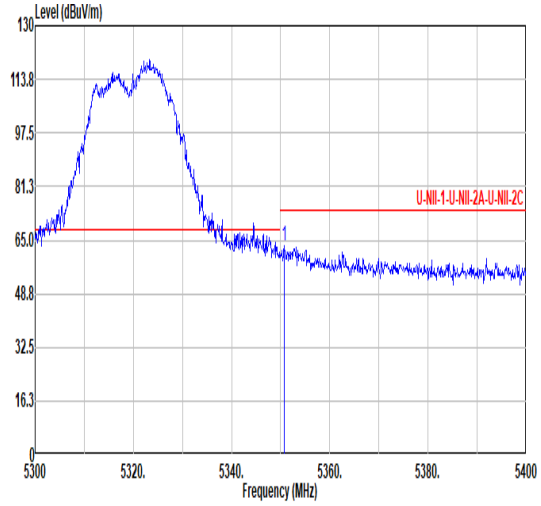 Freq Level Limit Line Margin Read Level Ant Factor Cable Loss Preamp Factor Aux Factor APos TPos Remark MHz dBuV/m dBuV/m dB dBuV dB/m dB dB dB cm deg 1 5350.70 63.16 74.00 -10.84 53.58 35.20 10.75 36.37 0.00 113 336 PEAK	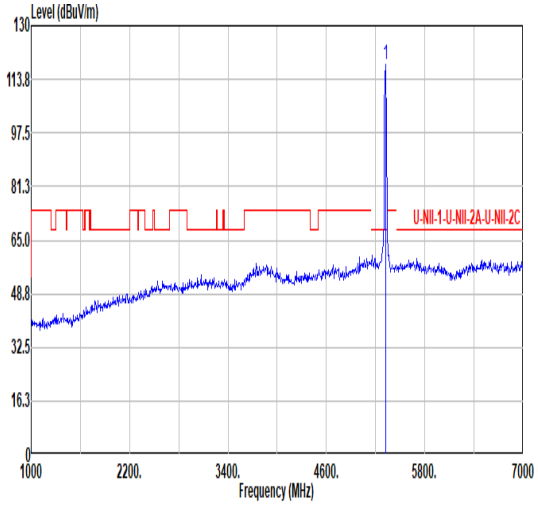 Freq Level Limit Line Margin Read Level Ant Factor Cable Loss Preamp Factor Aux Factor APos TPos Remark MHz dBuV/m dBuV/m dB dBuV dB/m dB dB dB cm deg 1 5320.00 118.41 ------ ------ 108.93 35.15 10.73 36.40 0.00 113 336 PEAK
Avg	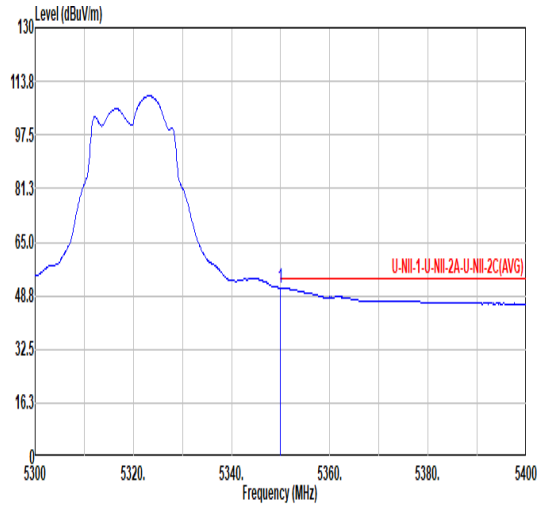 Freq Level Limit Line Margin Read Level Ant Factor Cable Loss Preamp Factor Aux Factor APos TPos Remark MHz dBuV/m dBuV/m dB dBuV dB/m dB dB dB cm deg 1 5350.00 51.18 54.00 -2.82 41.60 35.20 10.75 36.37 0.00 113 336 AVERAGE	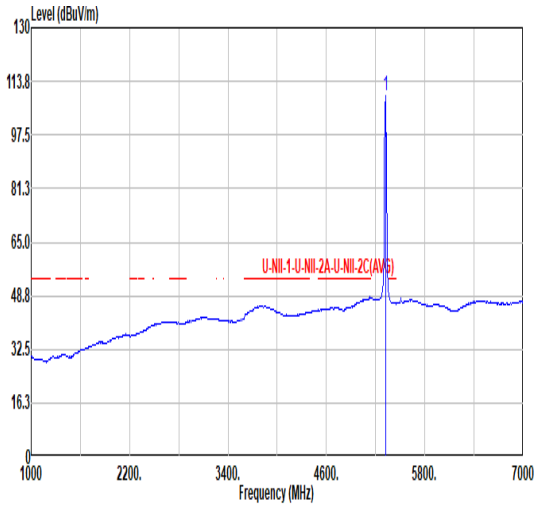 Freq Level Limit Line Margin Read Level Ant Factor Cable Loss Preamp Factor Aux Factor APos TPos Remark MHz dBuV/m dBuV/m dB dBuV dB/m dB dB dB cm deg 1 5320.00 109.64 ------ ------ 100.16 35.15 10.73 36.40 0.00 113 336 AVERAGE

Mode	14	
	Band Edge	
	U-NII-2A_5.25-5.35_802.11a_CH64_5320MHz	
ANT	CDD 1S4T	
Pol.	Vertical	Fundamental
Peak	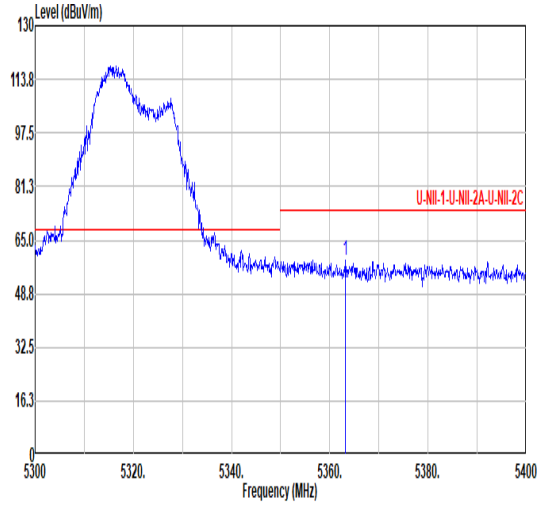 Freq Level Limit Line Margin Read Level Ant Factor Cable Loss Preamp Factor Aux Factor APos TPos Remark MHz dBuV/m dBuV/m dB dBuV dB/m dB dB dB cm deg 1 5363.10 59.10 74.00 -14.90 49.47 35.23 10.75 36.35 0.00 286 0 PEAK	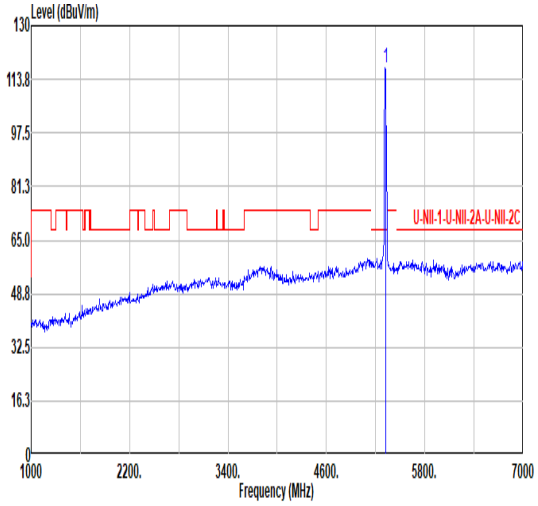 Freq Level Limit Line Margin Read Level Ant Factor Cable Loss Preamp Factor Aux Factor APos TPos Remark MHz dBuV/m dBuV/m dB dBuV dB/m dB dB dB cm deg 1 5320.00 117.21 ------ ------ 107.77 35.13 10.73 36.42 0.00 286 0 PEAK
Avg	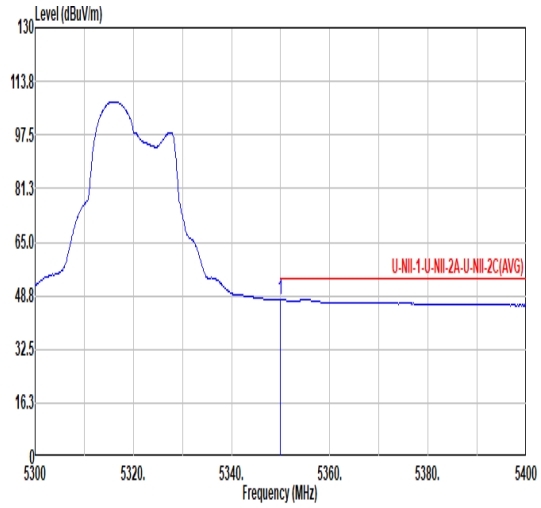 Freq Level Limit Line Margin Read Level Ant Factor Cable Loss Preamp Factor Aux Factor APos TPos Remark MHz dBuV/m dBuV/m dB dBuV dB/m dB dB dB cm deg 1 5350.00 47.54 54.00 -6.46 37.96 35.20 10.75 36.37 0.00 286 0 AVERAGE	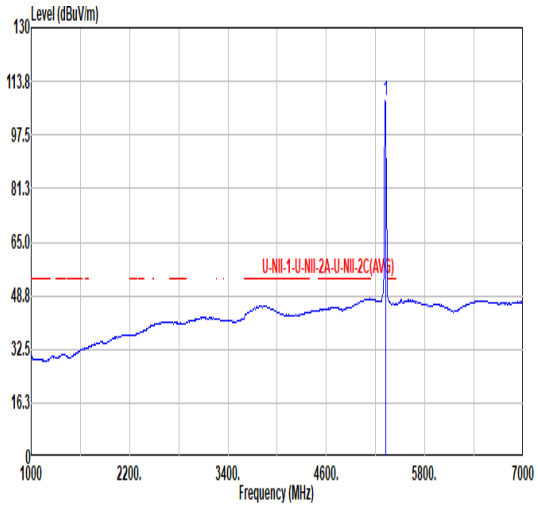 Freq Level Limit Line Margin Read Level Ant Factor Cable Loss Preamp Factor Aux Factor APos TPos Remark MHz dBuV/m dBuV/m dB dBuV dB/m dB dB dB cm deg 1 5320.00 107.70 ------ ------ 98.26 35.13 10.73 36.42 0.00 286 0 AVERAGE

Mode	14	
	Harmonic	
	U-NII-2A_5.25-5.35_802.11a_CH64_5320MHz	
ANT	CDD 1S4T	
Pol.	Horizontal	Vertical
Peak Avg	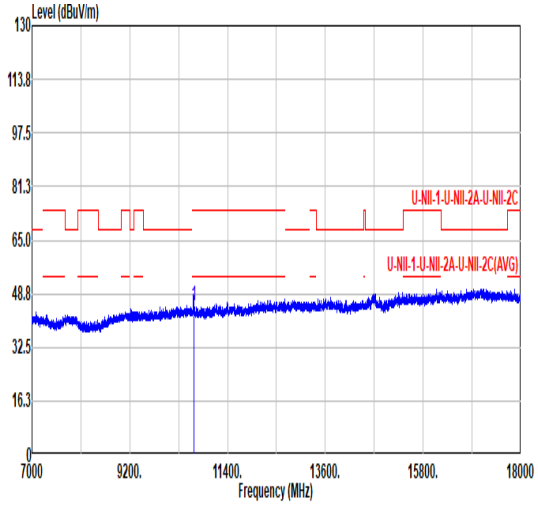 Freq Level Limit Line Margin Read Level Ant Factor Cable Loss Preamp Factor Aux Factor APos TPos Remark MHz dBuV/m dBuV/m dB dBuV dB/m dB dB dB cm deg 1 10640.00 44.93 74.00 -29.07 58.45 37.58 15.71 66.81 0.00 --- --- PEAK	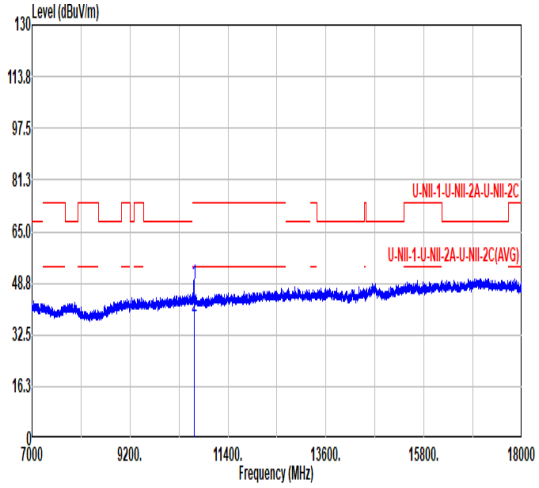 Freq Level Limit Line Margin Read Level Ant Factor Cable Loss Preamp Factor Aux Factor APos TPos Remark MHz dBuV/m dBuV/m dB dBuV dB/m dB dB dB cm deg 1 10640.00 48.52 74.00 -25.48 62.04 37.58 15.71 66.81 0.00 300 0 PEAK 2 10640.00 38.19 54.00 -15.81 51.71 37.58 15.71 66.81 0.00 300 0 AVERAGE

Mode	15	
	Band Edge - L	
	U-NII-2A_5.25-5.35_802.11BE EHT20_CH52_Full RU_5260MHz	
ANT	CDD 1S4T	
Pol.	Horizontal	Fundamental
Peak	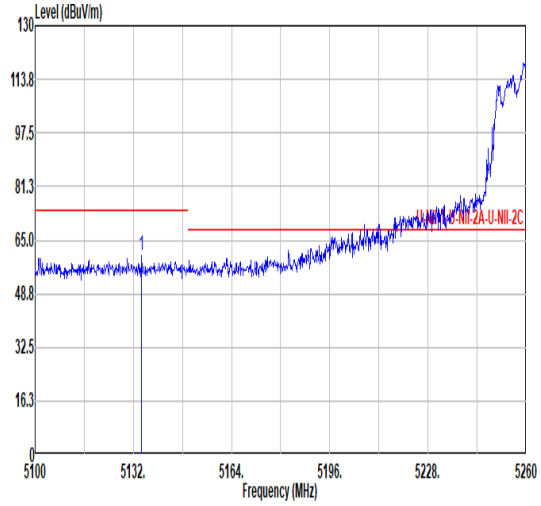 Freq Level Limit Line Margin Read Level Ant Factor Cable Loss Preamp Factor Aux Factor APos TPos Remark MHz dBuV/m dBuV/m dB dBuV dB/m dB dB dB cm deg 1 5134.72 60.37 74.00 -13.63 51.96 34.50 10.59 36.68 0.00 146 198 PEAK	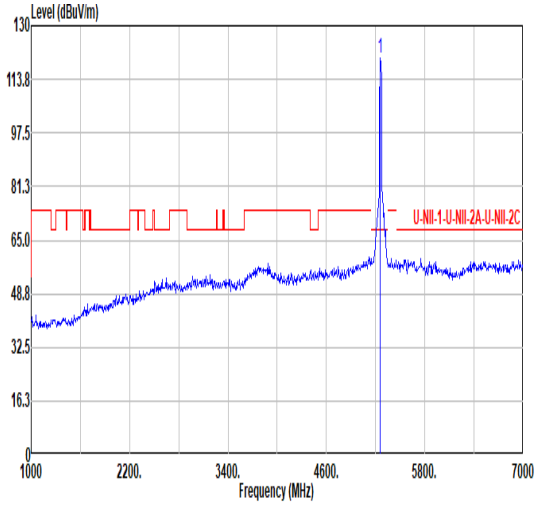 Freq Level Limit Line Margin Read Level Ant Factor Cable Loss Preamp Factor Aux Factor APos TPos Remark MHz dBuV/m dBuV/m dB dBuV dB/m dB dB dB cm deg 1 5260.00 120.12 ------ ------ 110.98 34.94 10.70 36.50 0.00 146 198 PEAK
Avg	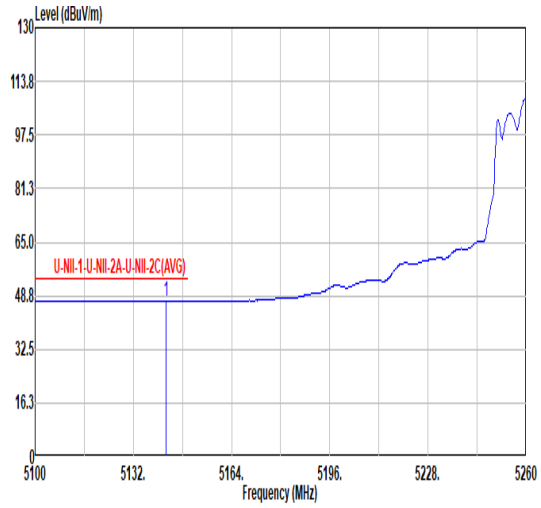 Freq Level Limit Line Margin Read Level Ant Factor Cable Loss Preamp Factor Aux Factor APos TPos Remark MHz dBuV/m dBuV/m dB dBuV dB/m dB dB dB cm deg 1 5142.56 47.28 54.00 -6.72 38.81 34.53 10.60 36.66 0.00 146 198 AVERAGE	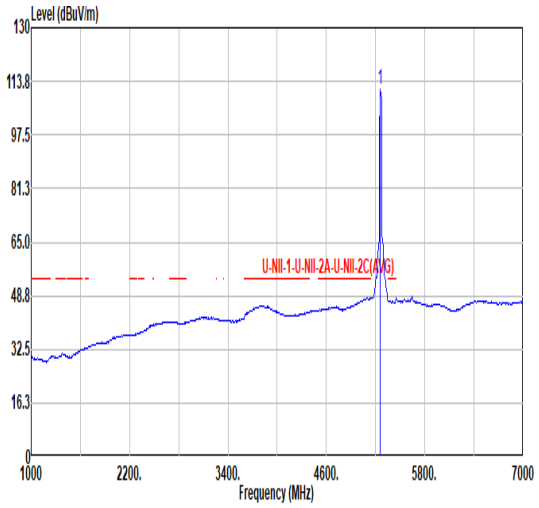 Freq Level Limit Line Margin Read Level Ant Factor Cable Loss Preamp Factor Aux Factor APos TPos Remark MHz dBuV/m dBuV/m dB dBuV dB/m dB dB dB cm deg 1 5260.00 111.58 ------ ------ 102.44 34.94 10.70 36.50 0.00 146 198 AVERAGE

Mode	15	
	Band Edge - R	
	U-NII-2A_5.25-5.35_802.11BE EHT20_CH52_Full RU_5260MHz	
ANT	CDD 1S4T	
Pol.	Horizontal	Fundamental
Peak	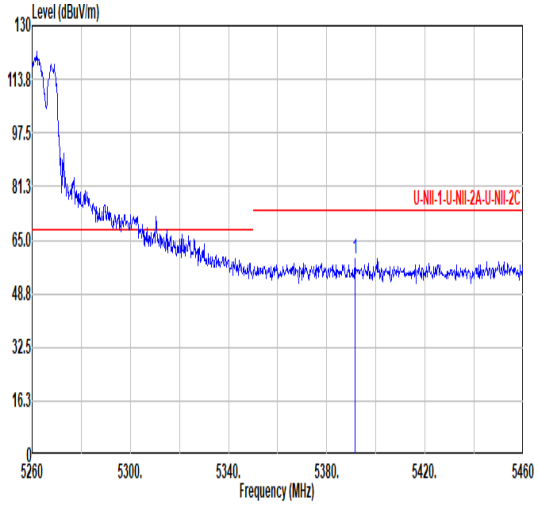 Freq Level Limit Line Margin Read Level Ant Factor Cable Loss Preamp Factor Aux Factor APos TPos Remark MHz dBuV/m dBuV/m dB dBuV dB/m dB dB dB cm deg 1 5391.40 59.39 74.00 -14.61 49.65 35.28 10.77 36.31 0.00 146 198 PEAK	Blank
Avg	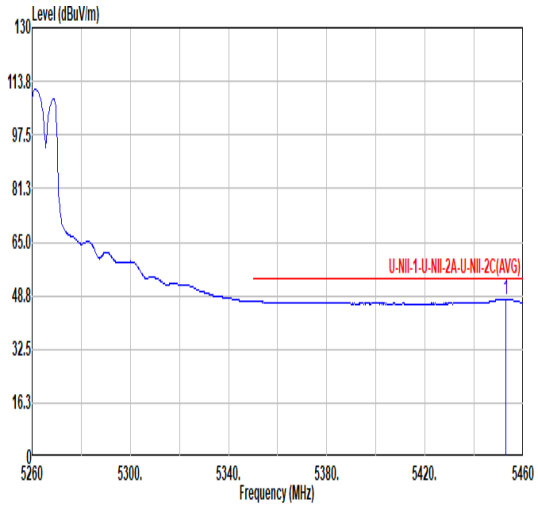 Freq Level Limit Line Margin Read Level Ant Factor Cable Loss Preamp Factor Aux Factor APos TPos Remark MHz dBuV/m dBuV/m dB dBuV dB/m dB dB dB cm deg 1 5452.80 47.76 54.00 -6.24 38.07 35.09 10.83 36.23 0.00 146 198 AVERAGE	Blank

Mode	15	
	Band Edge - L	
	U-NII-2A_5.25-5.35_802.11BE EHT20_CH52_Full RU_5260MHz	
ANT	CDD 1S4T	
Pol.	Vertical	Fundamental
Peak	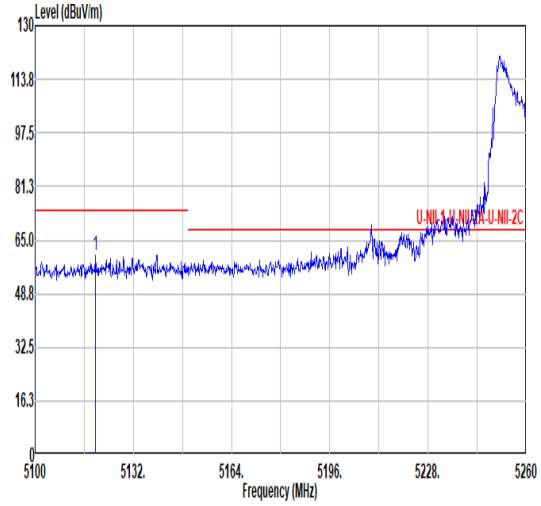 Freq Level Limit Line Margin Read Level Ant Factor Cable Loss Preamp Factor Aux Factor APos TPos Remark MHz dBuV/m dBuV/m dB dBuV dB/m dB dB dB cm deg 1 5119.68 60.53 74.00 -13.47 52.19 34.46 10.58 36.70 0.00 309 259 PEAK	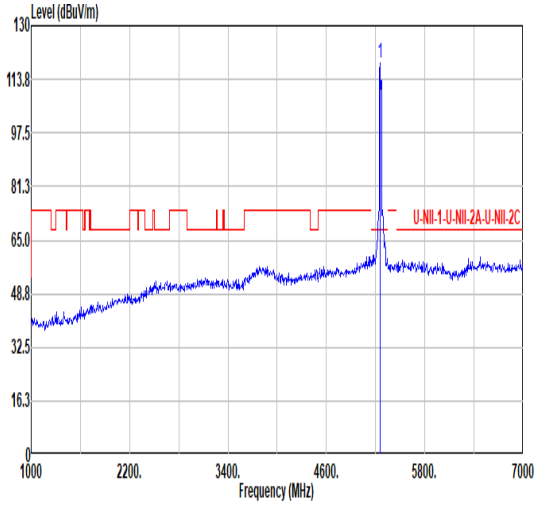 Freq Level Limit Line Margin Read Level Ant Factor Cable Loss Preamp Factor Aux Factor APos TPos Remark MHz dBuV/m dBuV/m dB dBuV dB/m dB dB dB cm deg 1 5260.00 118.80 ------ ------ 109.70 34.92 10.69 36.51 0.00 309 259 PEAK
Avg	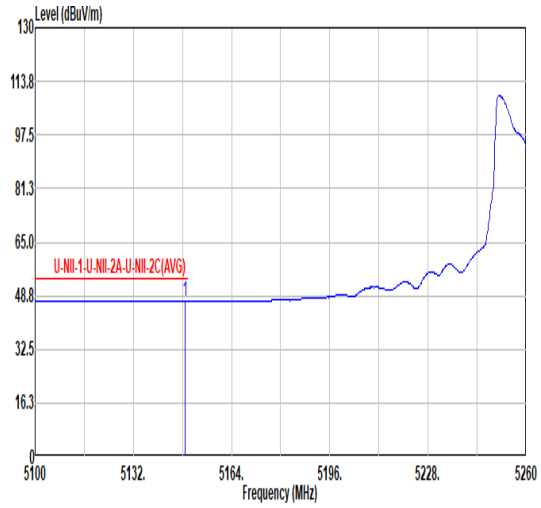 Freq Level Limit Line Margin Read Level Ant Factor Cable Loss Preamp Factor Aux Factor APos TPos Remark MHz dBuV/m dBuV/m dB dBuV dB/m dB dB dB cm deg 1 5148.80 47.18 54.00 -6.82 38.68 34.55 10.61 36.66 0.00 309 259 AVERAGE	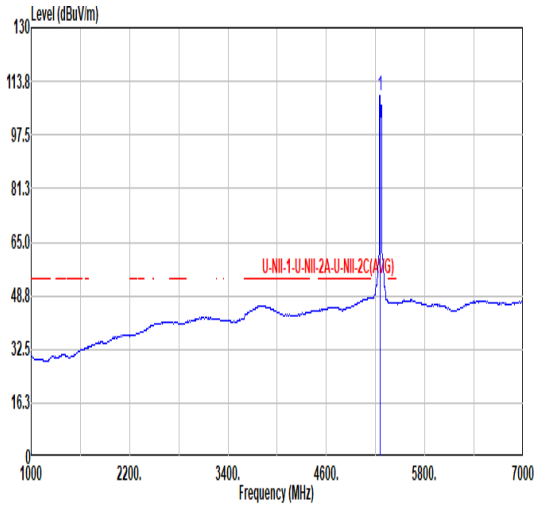 Freq Level Limit Line Margin Read Level Ant Factor Cable Loss Preamp Factor Aux Factor APos TPos Remark MHz dBuV/m dBuV/m dB dBuV dB/m dB dB dB cm deg 1 5260.00 109.64 ------ ------ 100.54 34.92 10.69 36.51 0.00 309 259 AVERAGE

Mode	15	
	Band Edge - R	
	U-NII-2A_5.25-5.35_802.11BE EHT20_CH52_Full RU_5260MHz	
ANT	CDD 1S4T	
Pol.	Vertical	Fundamental
Peak	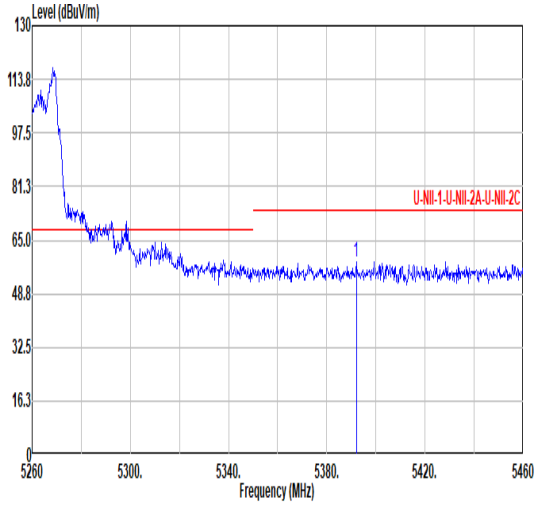 Freq Level Limit Line Margin Read Level Ant Factor Cable Loss Preamp Factor Aux Factor APos TPos Remark MHz dBuV/m dBuV/m dB dBuV dB/m dB dB dB cm deg 1 5392.00 58.46 74.00 -15.54 48.72 35.28 10.77 36.31 0.00 309 259 PEAK	Blank
Avg	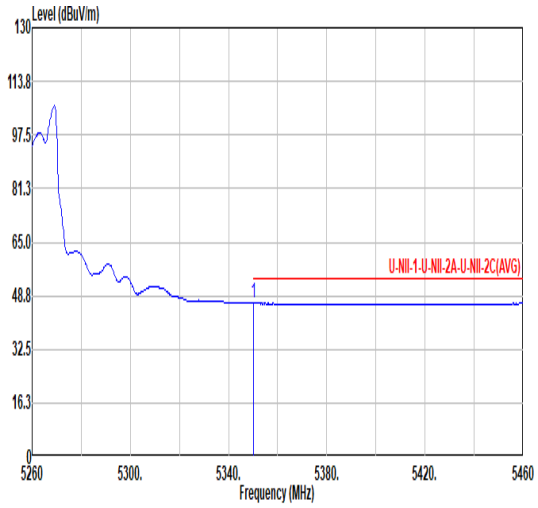 Freq Level Limit Line Margin Read Level Ant Factor Cable Loss Preamp Factor Aux Factor APos TPos Remark MHz dBuV/m dBuV/m dB dBuV dB/m dB dB dB cm deg 1 5350.00 46.49 54.00 -7.51 36.91 35.20 10.75 36.37 0.00 309 259 AVERAGE	Blank

Mode	15	
	Harmonic	
	U-NII-2A_5.25-5.35_802.11BE EHT20_CH52_Full RU_5260MHz	
ANT	CDD 1S4T	
Pol.	Horizontal	Vertical
Peak Avg	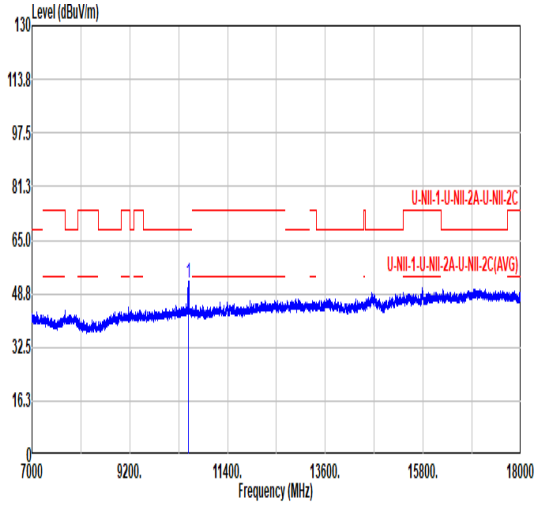 Freq Level Limit Line Margin Read Level Ant Factor Cable Loss Preamp Factor Aux Factor APos TPos Remark MHz dBuV/m dBuV/m dB dBuV dB/m dB dB dB cm deg 1 10520.00 52.14 68.20 -16.06 65.90 37.51 15.60 66.87 0.00 --- --- PEAK	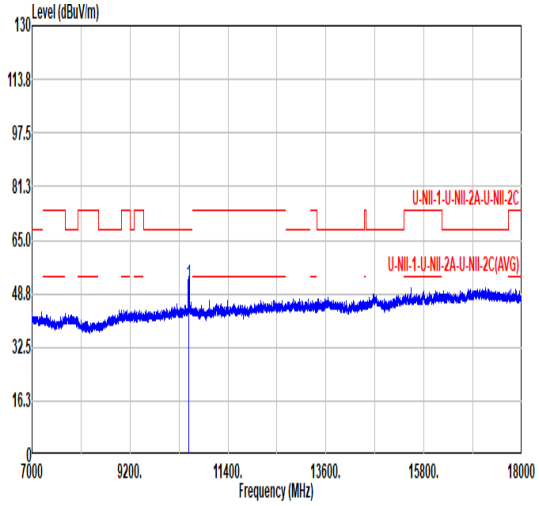 Freq Level Limit Line Margin Read Level Ant Factor Cable Loss Preamp Factor Aux Factor APos TPos Remark MHz dBuV/m dBuV/m dB dBuV dB/m dB dB dB cm deg 1 10520.00 51.32 68.20 -16.88 65.08 37.51 15.60 66.87 0.00 --- --- PEAK

Mode	16	
	Band Edge - L	
	U-NII-2A_5.25-5.35_802.11BE EHT20_CH60_Full RU_5300MHz	
ANT	CDD 1S4T	
Pol.	Horizontal	Fundamental
Peak	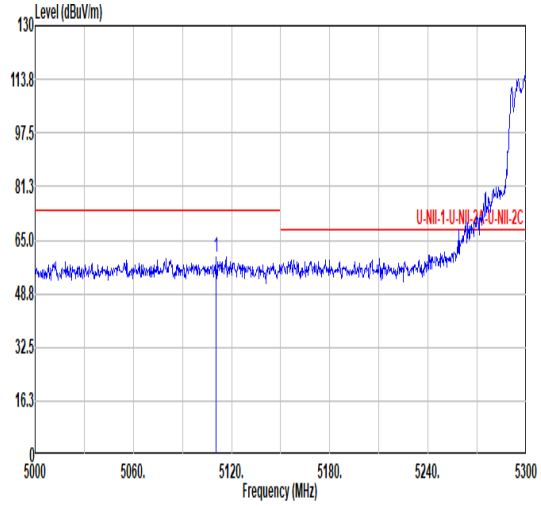 Freq Level Limit Line Margin Read Level Ant Factor Cable Loss Preamp Factor Aux Factor APos TPos Remark 1 5110.40 60.06 74.00 -13.94 51.77 34.43 10.57 36.71 0.00 154 197 PEAK	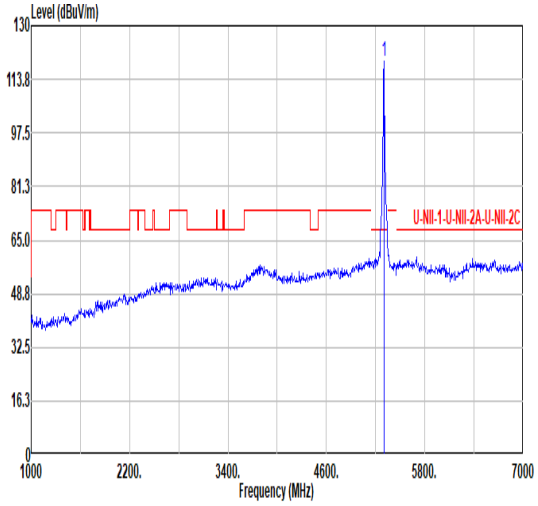 Freq Level Limit Line Margin Read Level Ant Factor Cable Loss Preamp Factor Aux Factor APos TPos Remark 1 5300.00 119.06 ------ ------ 109.68 35.10 10.72 36.44 0.00 154 197 PEAK
Avg	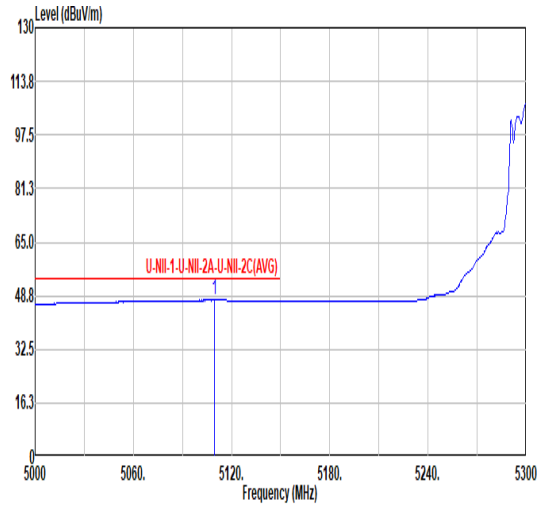 Freq Level Limit Line Margin Read Level Ant Factor Cable Loss Preamp Factor Aux Factor APos TPos Remark 1 5109.50 47.43 54.00 -6.57 39.14 34.43 10.57 36.71 0.00 154 197 AVERAGE	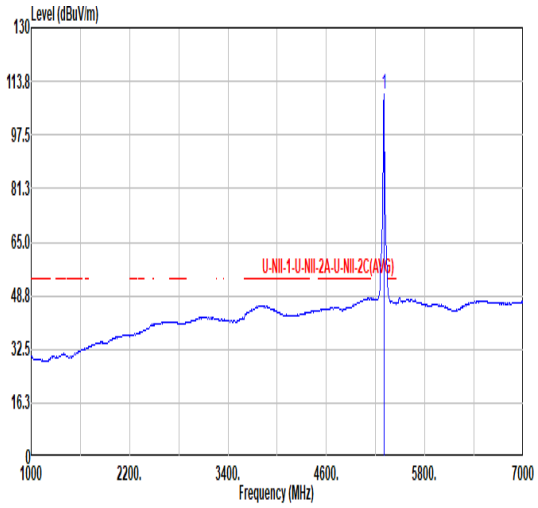 Freq Level Limit Line Margin Read Level Ant Factor Cable Loss Preamp Factor Aux Factor APos TPos Remark 1 5300.00 109.69 ------ ------ 100.31 35.10 10.72 36.44 0.00 154 197 AVERAGE

Mode	16	
	Band Edge - R	
	U-NII-2A_5.25-5.35_802.11BE EHT20_CH60_Full RU_5300MHz	
ANT	CDD 1S4T	
Pol.	Horizontal	Fundamental
Peak	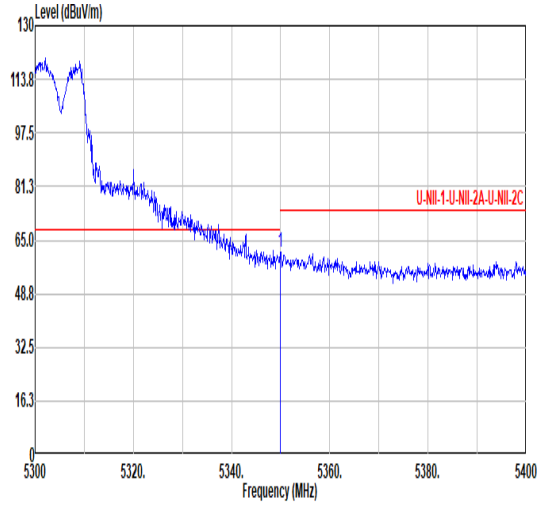 Freq Level Limit Line Margin Read Level Ant Factor Cable Loss Preamp Factor Aux Factor APos TPos Remark MHz dBuV/m dBuV/m dB dBuV dB/m dB dB dB cm deg 1 5350.00 61.22 74.00 -12.78 51.64 35.20 10.75 36.37 0.00 154 197 PEAK	Blank
Avg	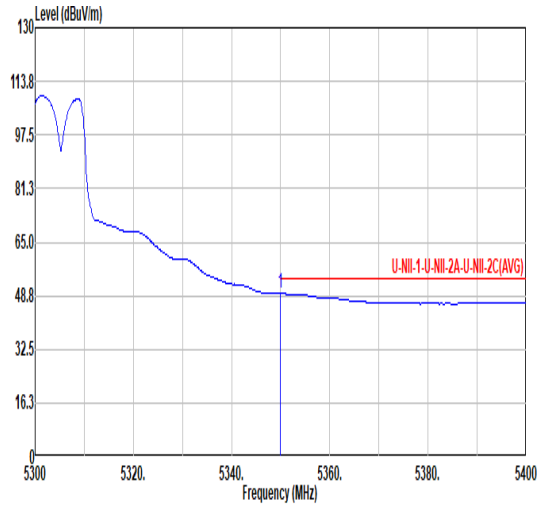 Freq Level Limit Line Margin Read Level Ant Factor Cable Loss Preamp Factor Aux Factor APos TPos Remark MHz dBuV/m dBuV/m dB dBuV dB/m dB dB dB cm deg 1 5350.00 49.45 54.00 -4.55 39.87 35.20 10.75 36.37 0.00 154 197 AVERAGE	Blank

Mode	16	
	Band Edge - L	
	U-NII-2A_5.25-5.35_802.11BE EHT20_CH60_Full RU_5300MHz	
ANT	CDD 1S4T	
Pol.	Vertical	Fundamental
Peak	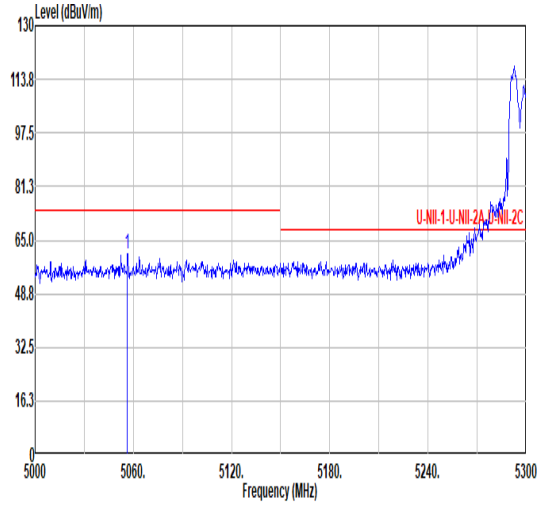 Freq Level Limit Line Margin Read Level Ant Factor Cable Loss Preamp Factor Aux Factor APos TPos Remark 1 5056.40 60.94 74.00 -13.06 52.91 34.31 10.51 36.79 0.00 100 263 PEAK	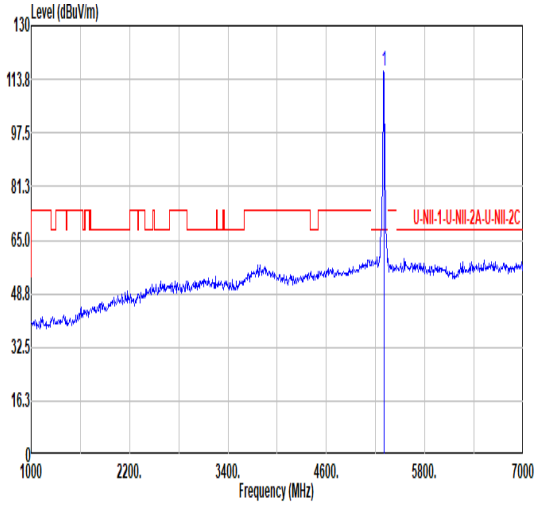 Freq Level Limit Line Margin Read Level Ant Factor Cable Loss Preamp Factor Aux Factor APos TPos Remark 1 5300.00 116.28 ------ ------ 106.97 35.06 10.71 36.46 0.00 100 263 PEAK
Avg	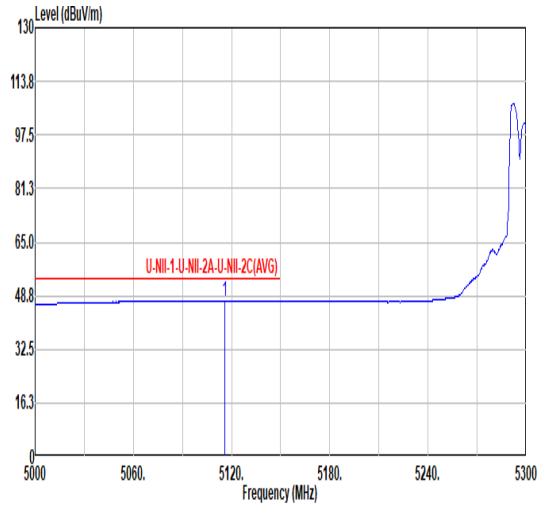 Freq Level Limit Line Margin Read Level Ant Factor Cable Loss Preamp Factor Aux Factor APos TPos Remark 1 5115.80 47.30 54.00 -6.70 38.98 34.45 10.57 36.70 0.00 100 263 AVERAGE	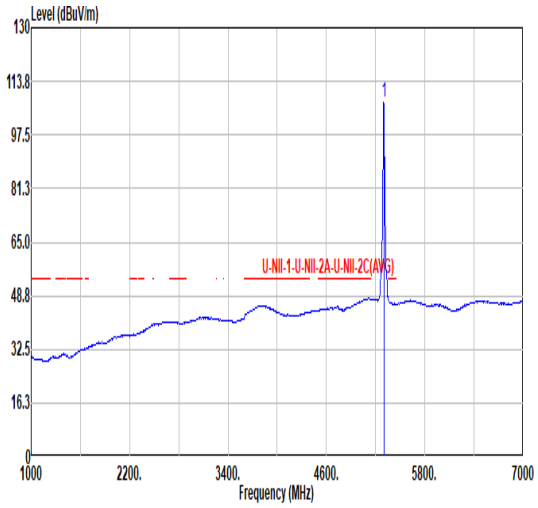 Freq Level Limit Line Margin Read Level Ant Factor Cable Loss Preamp Factor Aux Factor APos TPos Remark 1 5300.00 107.26 ------ ------ 97.95 35.06 10.71 36.46 0.00 100 263 AVERAGE

Mode	16	
	Band Edge - R	
	U-NII-2A_5.25-5.35_802.11BE EHT20_CH60_Full RU_5300MHz	
ANT	CDD 1S4T	
Pol.	Vertical	Fundamental
Peak	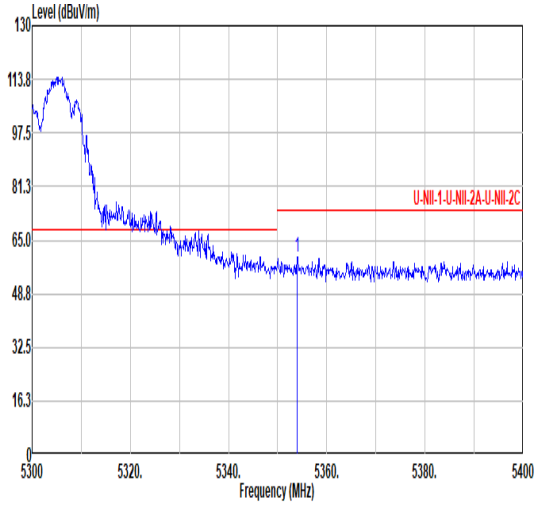 Freq Level Limit Line Margin Read Level Ant Factor Cable Loss Preamp Factor Aux Factor APos TPos Remark MHz dBuV/m dBuV/m dB dBuV dB/m dB dB dB cm deg 1 5353.90 59.91 74.00 -14.09 50.32 35.21 10.75 36.37 0.00 100 263 PEAK	Blank
Avg	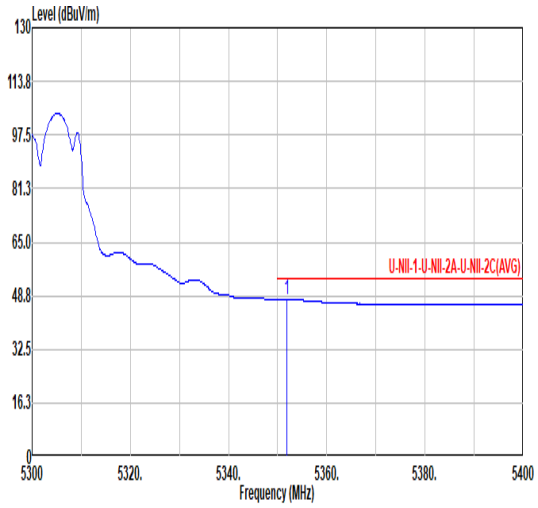 Freq Level Limit Line Margin Read Level Ant Factor Cable Loss Preamp Factor Aux Factor APos TPos Remark MHz dBuV/m dBuV/m dB dBuV dB/m dB dB dB cm deg 1 5351.90 47.68 54.00 -6.32 38.10 35.20 10.75 36.37 0.00 100 263 AVERAGE	Blank

Mode	16	
	Harmonic	
	U-NII-2A_5.25-5.35_802.11BE EHT20_CH60_Full RU_5300MHz	
ANT	CDD 1S4T	
Pol.	Horizontal	Vertical
Peak Avg	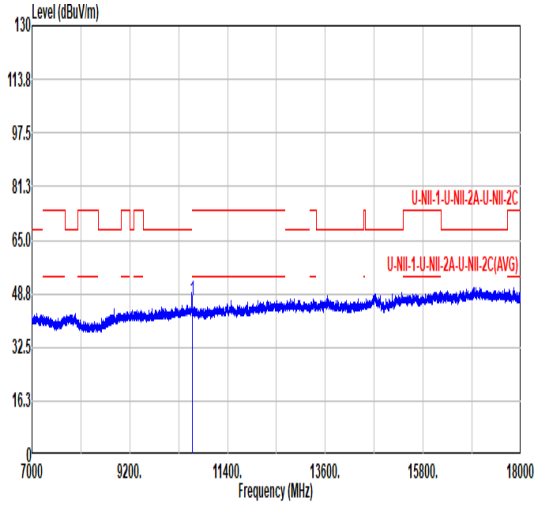 Freq Level Limit Line Margin Read Level Ant Factor Cable Loss Preamp Factor Aux Factor APos TPos Remark MHz dBuV/m dBuV/m dB dBuV dB/m dB dB dB cm deg 1 10600.00 46.38 74.00 -27.62 59.98 37.56 15.67 66.83 0.00 --- --- PEAK	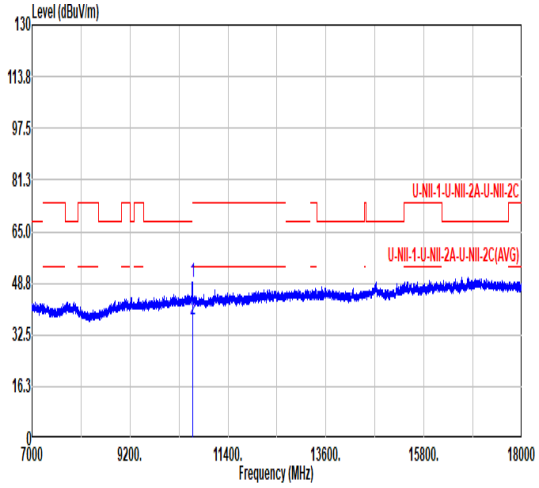 Freq Level Limit Line Margin Read Level Ant Factor Cable Loss Preamp Factor Aux Factor APos TPos Remark MHz dBuV/m dBuV/m dB dBuV dB/m dB dB dB cm deg 1 10600.00 49.04 74.00 -24.96 62.64 37.56 15.67 66.83 0.00 100 0 PEAK 2 10600.00 37.31 54.00 -16.69 50.93 37.55 15.66 66.83 0.00 100 0 AVERAGE

Mode	17	
	Band Edge	
	U-NII-2A_5.25-5.35_802.11BE EHT20_CH64_Full RU_5320MHz	
ANT	CDD 1S4T	
Pol.	Horizontal	Fundamental
Peak	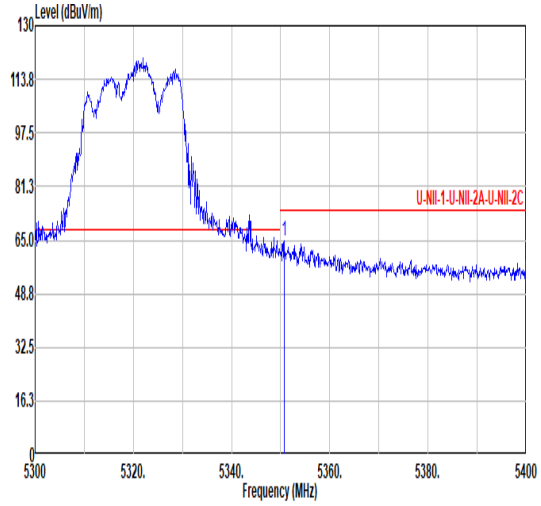 Freq Level Limit Line Margin Read Level Ant Factor Cable Loss Preamp Factor Aux Factor APos TPos Remark MHz dBuV/m dBuV/m dB dBuV dB/m dB dB dB cm deg 1 5350.70 64.78 74.00 -9.22 55.20 35.20 10.75 36.37 0.00 143 195 PEAK	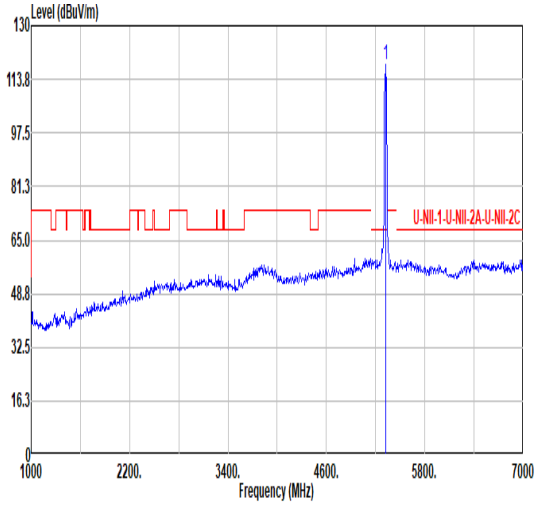 Freq Level Limit Line Margin Read Level Ant Factor Cable Loss Preamp Factor Aux Factor APos TPos Remark MHz dBuV/m dBuV/m dB dBuV dB/m dB dB dB cm deg 1 5320.00 118.43 ------ ------ 108.97 35.14 10.73 36.41 0.00 143 195 PEAK
Avg	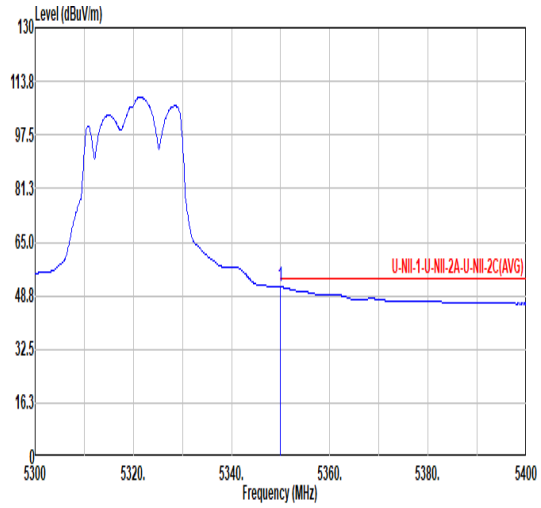 Freq Level Limit Line Margin Read Level Ant Factor Cable Loss Preamp Factor Aux Factor APos TPos Remark MHz dBuV/m dBuV/m dB dBuV dB/m dB dB dB cm deg 1 5350.00 51.41 54.00 -2.59 41.83 35.20 10.75 36.37 0.00 143 195 AVERAGE	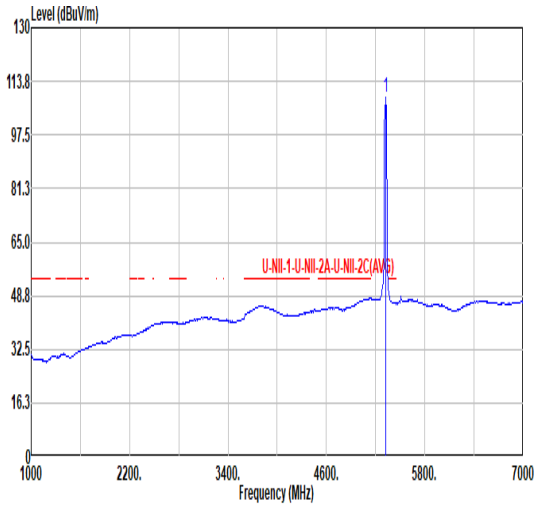 Freq Level Limit Line Margin Read Level Ant Factor Cable Loss Preamp Factor Aux Factor APos TPos Remark MHz dBuV/m dBuV/m dB dBuV dB/m dB dB dB cm deg 1 5320.00 109.15 ------ ------ 99.69 35.14 10.73 36.41 0.00 143 195 AVERAGE

Mode	17	
	Band Edge	
	U-NII-2A_5.25-5.35_802.11BE EHT20_CH64_Full RU_5320MHz	
ANT	CDD 1S4T	
Pol.	Vertical	Fundamental
Peak	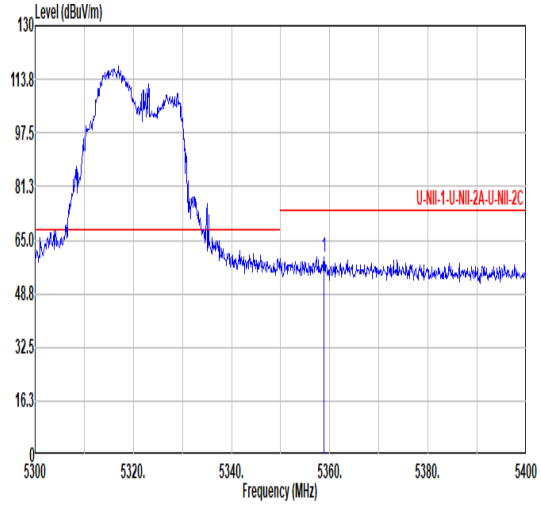 Freq Level Limit Line Margin Read Level Ant Factor Cable Loss Preamp Factor Aux Factor APos TPos Remark MHz dBuV/m dBuV/m dB dBuV dB/m dB dB dB cm deg 1 5358.80 59.86 74.00 -14.14 50.25 35.22 10.75 36.36 0.00 285 0 PEAK	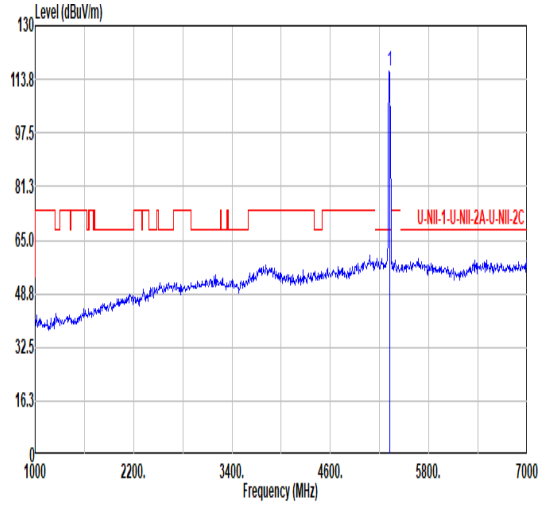 Freq Level Limit Line Margin Read Level Ant Factor Cable Loss Preamp Factor Aux Factor APos TPos Remark MHz dBuV/m dBuV/m dB dBuV dB/m dB dB dB cm deg 1 5320.00 116.05 ------ ------ 106.61 35.13 10.73 36.42 0.00 285 0 PEAK
Avg	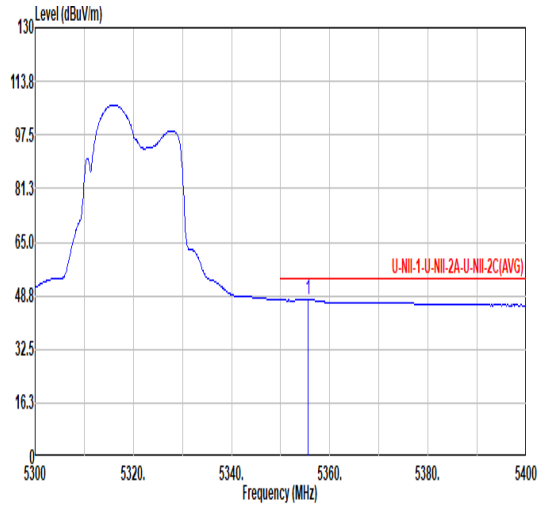 Freq Level Limit Line Margin Read Level Ant Factor Cable Loss Preamp Factor Aux Factor APos TPos Remark MHz dBuV/m dBuV/m dB dBuV dB/m dB dB dB cm deg 1 5355.50 47.59 54.00 -6.41 37.99 35.21 10.75 36.36 0.00 285 0 AVERAGE	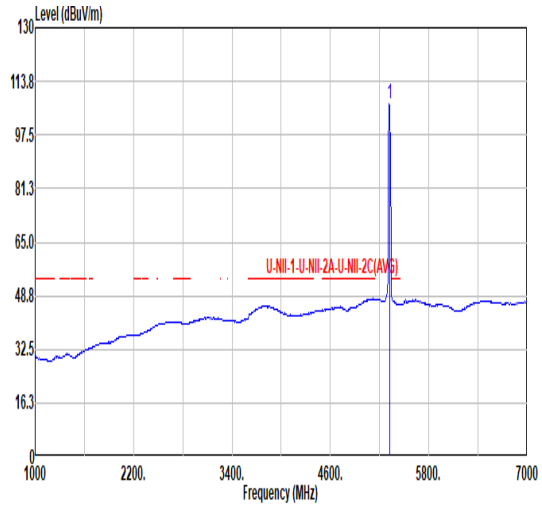 Freq Level Limit Line Margin Read Level Ant Factor Cable Loss Preamp Factor Aux Factor APos TPos Remark MHz dBuV/m dBuV/m dB dBuV dB/m dB dB dB cm deg 1 5320.00 106.89 ------ ------ 97.45 35.13 10.73 36.42 0.00 285 0 AVERAGE

Mode	17	
	Harmonic	
	U-NII-2A_5.25-5.35_802.11BE EHT20_CH64_Full RU_5320MHz	
ANT	CDD 1S4T	
Pol.	Horizontal	Vertical
Peak Avg	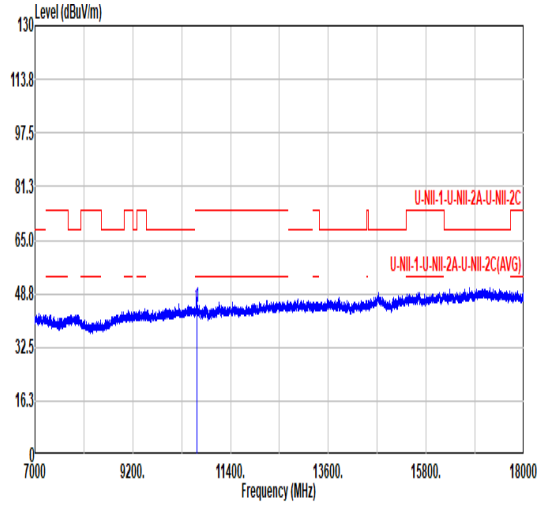 Freq Level Limit Line Margin Read Level Ant Factor Cable Loss Preamp Factor Aux Factor APos TPos Remark MHz dBuV/m dBuV/m dB dBuV dB/m dB dB dB cm deg 1 10640.00 44.74 74.00 -29.26 58.26 37.58 15.71 66.81 0.00 --- --- PEAK	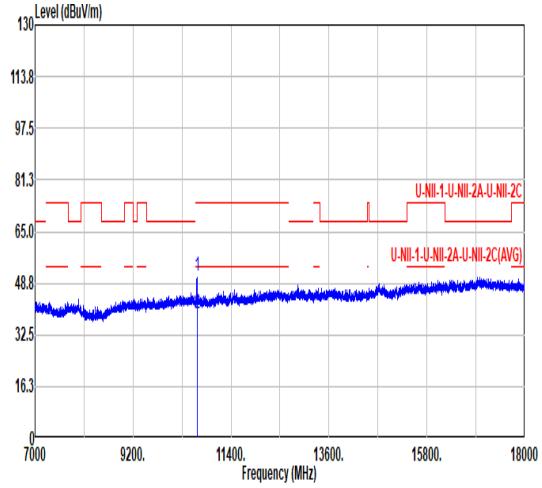 Freq Level Limit Line Margin Read Level Ant Factor Cable Loss Preamp Factor Aux Factor APos TPos Remark MHz dBuV/m dBuV/m dB dBuV dB/m dB dB dB cm deg 1 10640.00 51.16 74.00 -22.84 64.68 37.58 15.71 66.81 0.00 220 321 PEAK 2 10640.00 39.07 54.00 -14.93 52.59 37.58 15.71 66.81 0.00 220 321 AVERAGE

Mode	18	
	Band Edge - L	
	U-NII-2A_5.25-5.35_802.11BE EHT40_CH54_Full_5270MHz	
ANT	CDD 1S4T	
Pol.	Horizontal	Fundamental
Peak	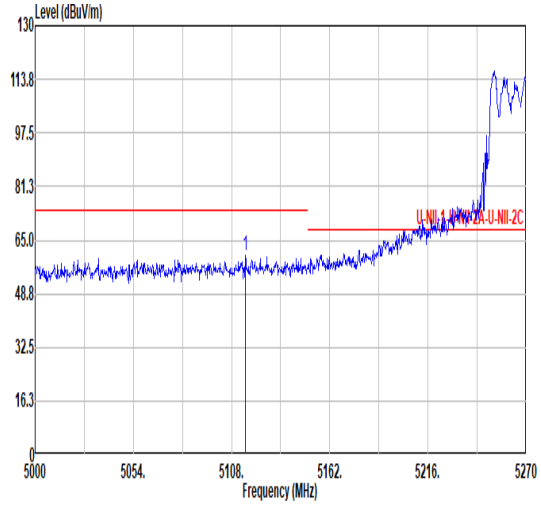 Freq Level Limit Line Margin Read Level Ant Factor Cable Loss Preamp Factor Aux Factor APos TPos Remark 1 5115.56 60.26 74.00 -13.74 51.94 34.45 10.57 36.70 0.00 111 198 PEAK	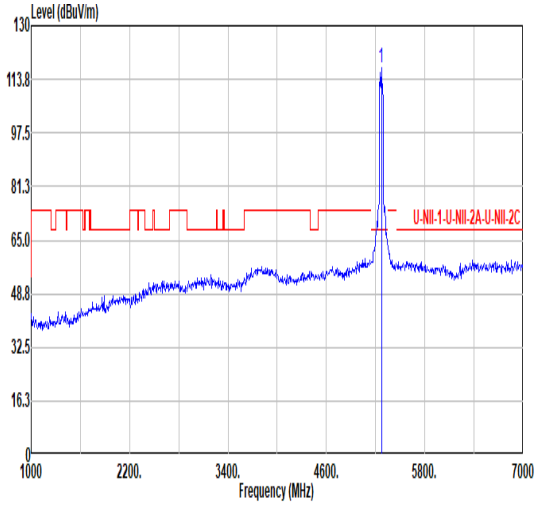 Freq Level Limit Line Margin Read Level Ant Factor Cable Loss Preamp Factor Aux Factor APos TPos Remark 1 5270.00 117.47 ------ ------ 108.26 34.99 10.70 36.48 0.00 111 198 PEAK
Avg	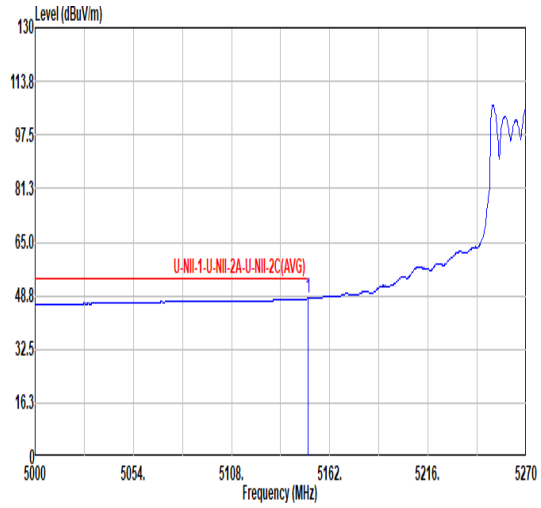 Freq Level Limit Line Margin Read Level Ant Factor Cable Loss Preamp Factor Aux Factor APos TPos Remark 1 5149.85 47.97 54.00 -6.03 39.46 34.55 10.61 36.65 0.00 111 198 AVERAGE	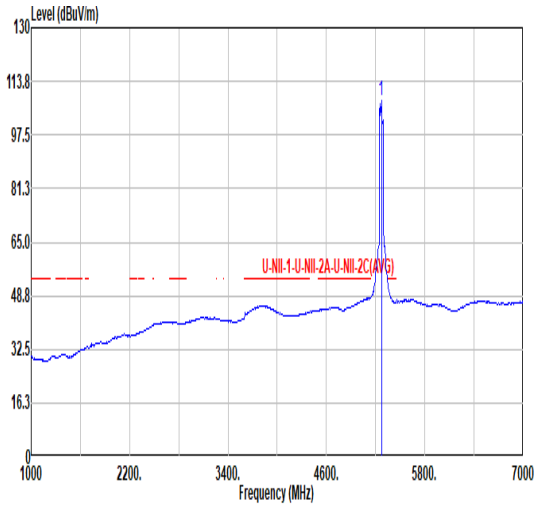 Freq Level Limit Line Margin Read Level Ant Factor Cable Loss Preamp Factor Aux Factor APos TPos Remark 1 5270.00 107.84 ------ ------ 98.63 34.99 10.70 36.48 0.00 111 198 AVERAGE

Mode	18	
	Band Edge - R	
	U-NII-2A_5.25-5.35_802.11BE EHT40_CH54_Full_5270MHz	
ANT	CDD 1S4T	
Pol.	Horizontal	Fundamental
Peak	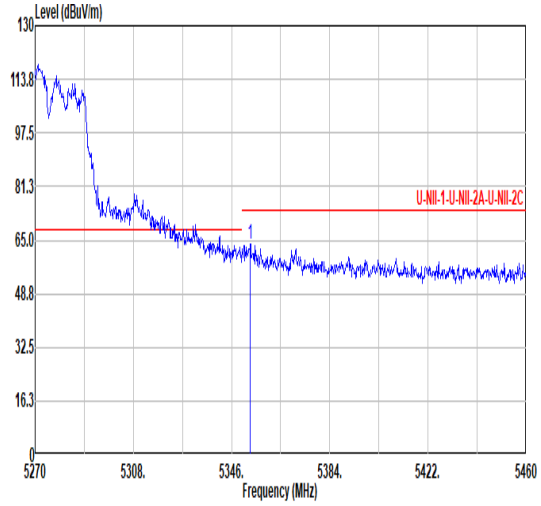 Freq Level Limit Line Margin Read Level Ant Factor Cable Loss Preamp Factor Aux Factor APos TPos Remark MHz dBuV/m dBuV/m dB dBuV dB/m dB dB dB cm deg 1 5353.22 63.96 74.00 -10.04 54.37 35.21 10.75 36.37 0.00 111 198 PEAK	Blank
Avg	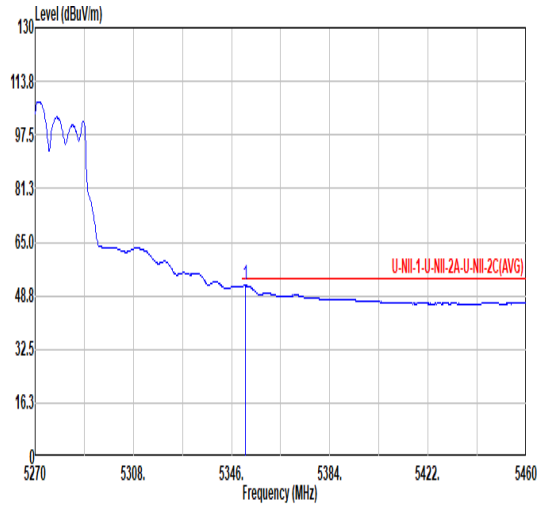 Freq Level Limit Line Margin Read Level Ant Factor Cable Loss Preamp Factor Aux Factor APos TPos Remark MHz dBuV/m dBuV/m dB dBuV dB/m dB dB dB cm deg 1 5351.32 51.85 54.00 -2.15 42.27 35.20 10.75 36.37 0.00 111 198 AVERAGE	Blank

Mode	18	
	Band Edge - L	
	U-NII-2A_5.25-5.35_802.11BE EHT40_CH54_Full_5270MHz	
ANT	CDD 1S4T	
Pol.	Vertical	Fundamental
Peak	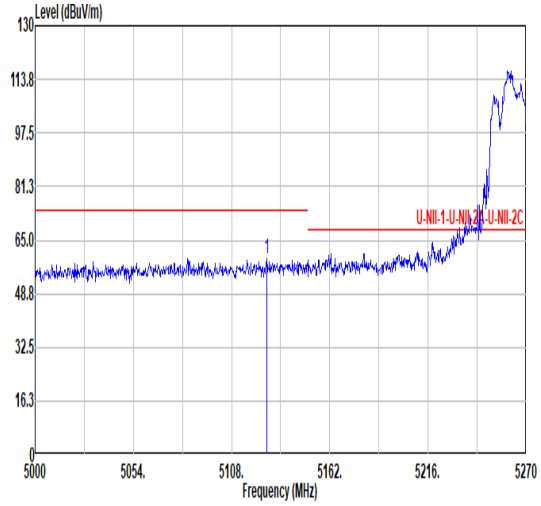 Limit Read Ant Cable Preamp Aux APos TPos Freq Level Line Margin Level Factor Loss Factor Factor Remark MHz dBuV/m dBuV/m dB dBuV dB/m dB dB dB cm deg 1 5127.44 59.59 74.00 -14.41 51.22 34.48 10.58 36.69 0.00 314 262 PEAK	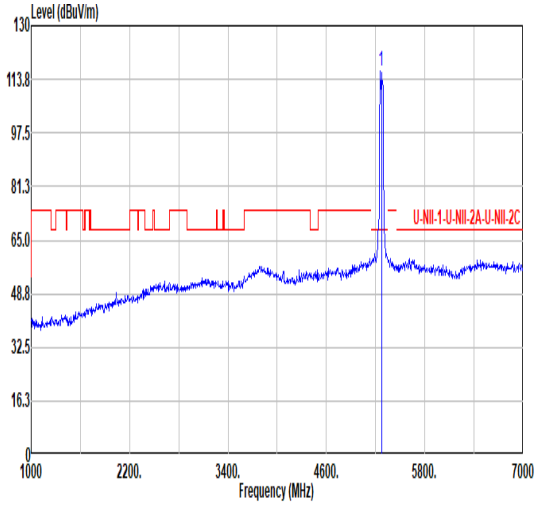 Limit Read Ant Cable Preamp Aux APos TPos Freq Level Line Margin Level Factor Loss Factor Factor Remark MHz dBuV/m dBuV/m dB dBuV dB/m dB dB dB cm deg 1 5270.00 116.07 ------ ------ 106.93 34.94 10.70 36.50 0.00 314 262 PEAK
Avg	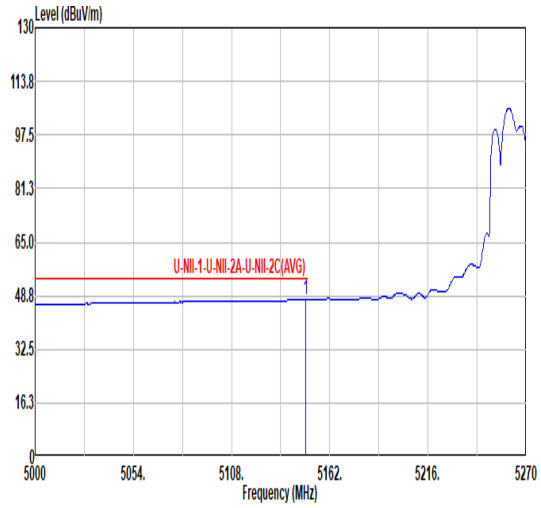 Limit Read Ant Cable Preamp Aux APos TPos Freq Level Line Margin Level Factor Loss Factor Factor Remark MHz dBuV/m dBuV/m dB dBuV dB/m dB dB dB cm deg 1 5148.77 47.62 54.00 -6.38 39.12 34.55 10.61 36.66 0.00 314 262 AVERAGE	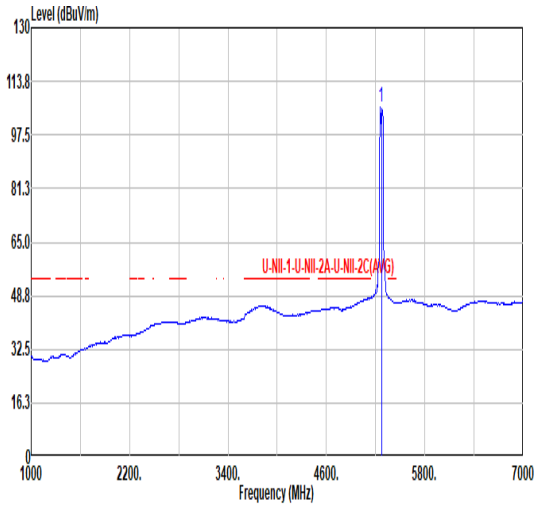 Limit Read Ant Cable Preamp Aux APos TPos Freq Level Line Margin Level Factor Loss Factor Factor Remark MHz dBuV/m dBuV/m dB dBuV dB/m dB dB dB cm deg 1 5270.00 105.91 ------ ------ 96.77 34.94 10.70 36.50 0.00 314 262 AVERAGE

Mode	18	
	Band Edge - R	
	U-NII-2A_5.25-5.35_802.11BE EHT40_CH54_Full_5270MHz	
ANT	CDD 1S4T	
Pol.	Vertical	Fundamental
Peak	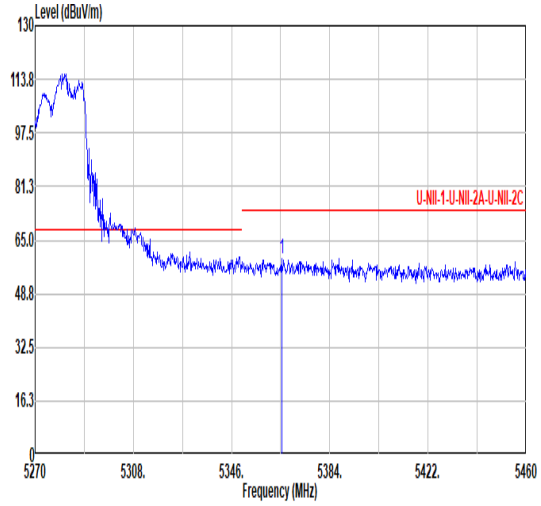 Freq Level Limit Line Margin Read Level Ant Factor Cable Loss Preamp Factor Aux Factor APos TPos Remark MHz dBuV/m dBuV/m dB dBuV dB/m dB dB dB cm deg 1 5365.38 59.48 74.00 -14.52 49.84 35.23 10.76 36.35 0.00 314 262 PEAK	Blank
Avg	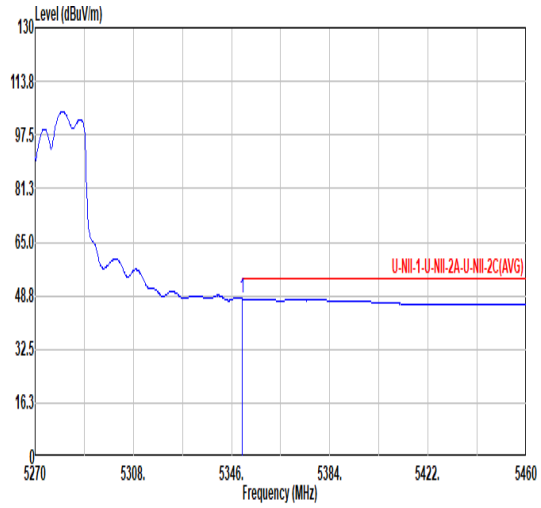 Freq Level Limit Line Margin Read Level Ant Factor Cable Loss Preamp Factor Aux Factor APos TPos Remark MHz dBuV/m dBuV/m dB dBuV dB/m dB dB dB cm deg 1 5350.18 47.84 54.00 -6.16 38.26 35.20 10.75 36.37 0.00 314 262 AVERAGE	Blank

Mode	18	
	Harmonic	
	U-NII-2A_5.25-5.35_802.11BE EHT40_CH54_Full_5270MHz	
ANT	CDD 1S4T	
Pol.	Horizontal	Vertical
Peak Avg	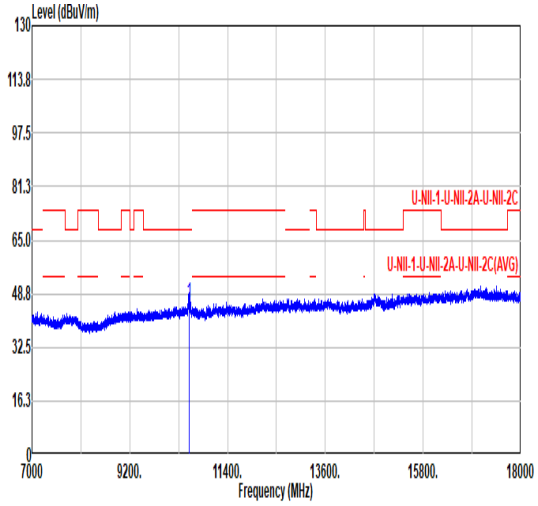 Freq Level Limit Line Margin Read Level Ant Factor Cable Loss Preamp Factor Aux Factor APos TPos Remark MHz dBuV/m dBuV/m dB dBuV dB/m dB dB dB cm deg 1 10540.00 46.02 68.20 -22.18 59.74 37.52 15.62 66.86 0.00 --- --- PEAK	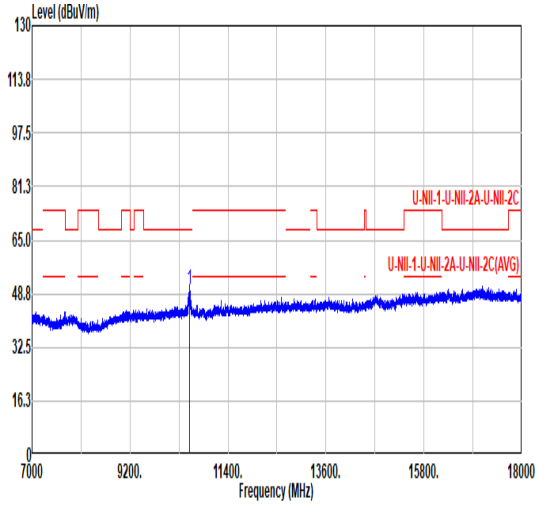 Freq Level Limit Line Margin Read Level Ant Factor Cable Loss Preamp Factor Aux Factor APos TPos Remark MHz dBuV/m dBuV/m dB dBuV dB/m dB dB dB cm deg 1 10540.00 49.85 68.20 -18.35 63.57 37.52 15.62 66.86 0.00 --- --- PEAK

Mode	19	
	Band Edge - L	
	U-NII-2A_5.25-5.35_802.11BE EHT40_CH62_Full_5310MHz	
ANT	CDD 1S4T	
Pol.	Horizontal	Fundamental
Peak	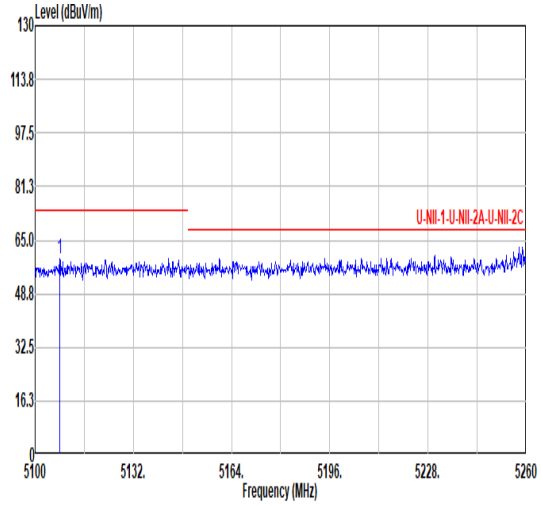 Freq Level Limit Line Margin Read Level Ant Factor Cable Loss Preamp Factor Aux Factor APos TPos Remark MHz dBuV/m dBuV/m dB dBuV dB/m dB dB dB cm deg 1 5108.00 59.33 74.00 -14.67 51.06 34.42 10.56 36.71 0.00 113 335 PEAK	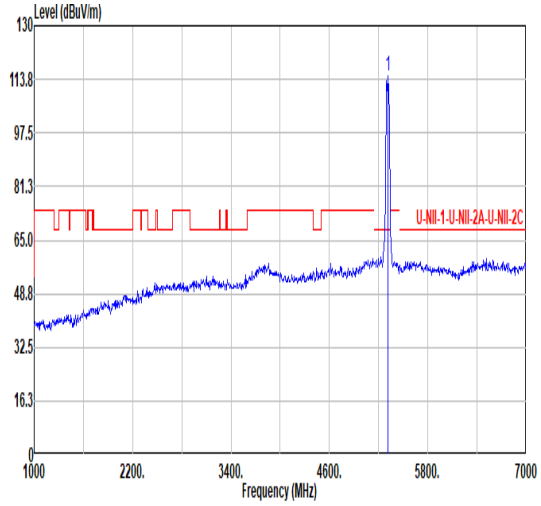 Freq Level Limit Line Margin Read Level Ant Factor Cable Loss Preamp Factor Aux Factor APos TPos Remark MHz dBuV/m dBuV/m dB dBuV dB/m dB dB dB cm deg 1 5310.00 114.59 ------ ------ 105.15 35.13 10.73 36.42 0.00 113 335 PEAK
Avg	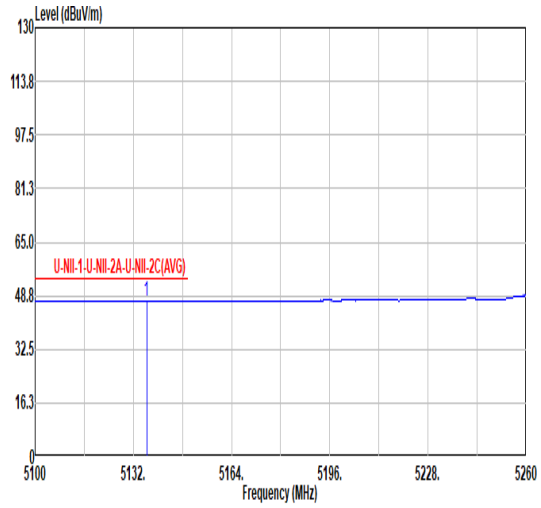 Freq Level Limit Line Margin Read Level Ant Factor Cable Loss Preamp Factor Aux Factor APos TPos Remark MHz dBuV/m dBuV/m dB dBuV dB/m dB dB dB cm deg 1 5136.32 47.31 54.00 -6.69 38.88 34.51 10.59 36.67 0.00 113 335 AVERAGE	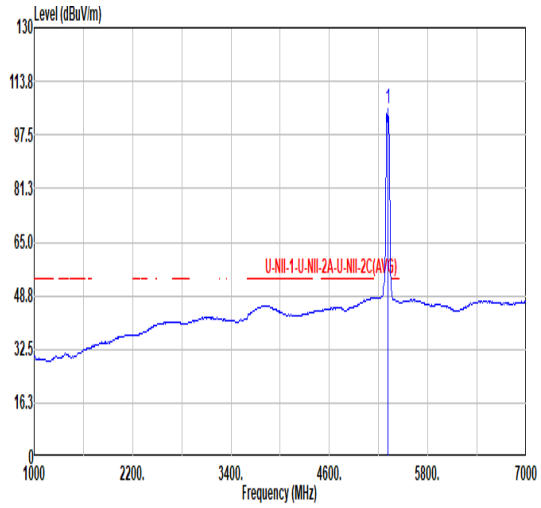 Freq Level Limit Line Margin Read Level Ant Factor Cable Loss Preamp Factor Aux Factor APos TPos Remark MHz dBuV/m dBuV/m dB dBuV dB/m dB dB dB cm deg 1 5310.00 105.42 ------ ------ 95.98 35.13 10.73 36.42 0.00 113 335 AVERAGE

Mode	19	
	Band Edge - R	
	U-NII-2A_5.25-5.35_802.11BE EHT40_CH62_Full_5310MHz	
ANT	CDD 1S4T	
Pol.	Horizontal	Fundamental
Peak	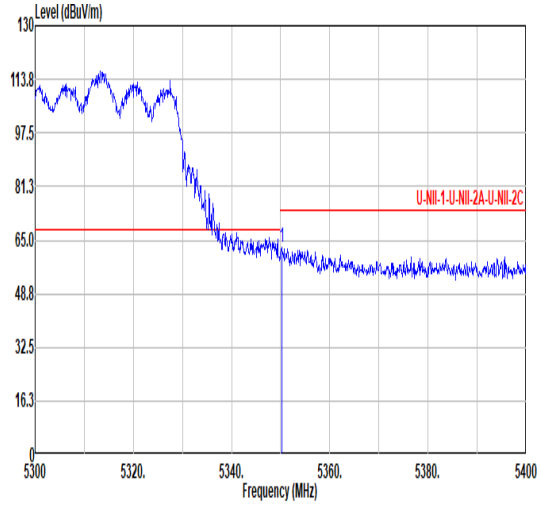 Freq Level Limit Line Margin Read Level Ant Factor Cable Loss Preamp Factor Aux Factor APos TPos Remark MHz dBuV/m dBuV/m dB dBuV dB/m dB dB dB cm deg 1 5350.20 62.71 74.00 -11.29 53.13 35.20 10.75 36.37 0.00 113 335 PEAK	Blank
Avg	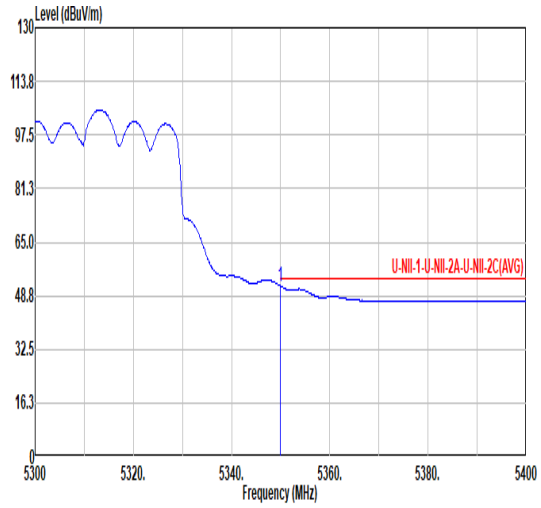 Freq Level Limit Line Margin Read Level Ant Factor Cable Loss Preamp Factor Aux Factor APos TPos Remark MHz dBuV/m dBuV/m dB dBuV dB/m dB dB dB cm deg 1 5350.00 51.63 54.00 -2.37 42.05 35.20 10.75 36.37 0.00 113 335 AVERAGE	Blank

Mode	19	
	Band Edge - L	
	U-NII-2A_5.25-5.35_802.11BE EHT40_CH62_Full_5310MHz	
ANT	CDD 1S4T	
Pol.	Vertical	Fundamental
Peak	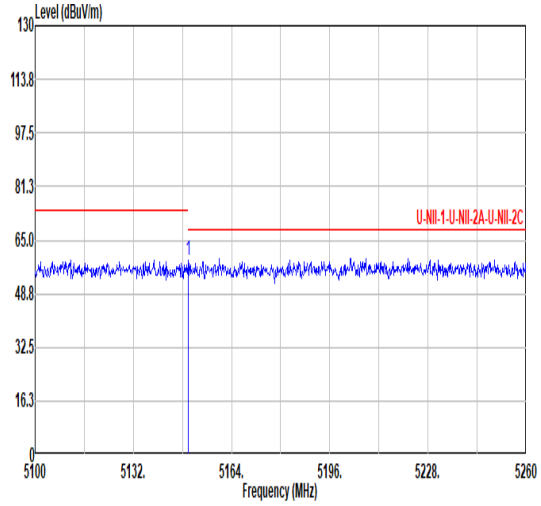 Freq Level Limit Line Margin Read Level Ant Factor Cable Loss Preamp Factor Aux Factor APos TPos Remark MHz dBuV/m dBuV/m dB dBuV dB/m dB dB dB cm deg 1 5149.92 59.04 74.00 -14.96 50.53 34.55 10.61 36.65 0.00 307 262 PEAK	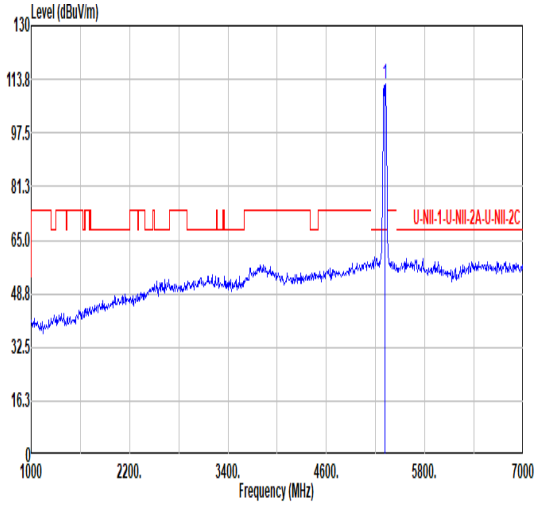 Freq Level Limit Line Margin Read Level Ant Factor Cable Loss Preamp Factor Aux Factor APos TPos Remark MHz dBuV/m dBuV/m dB dBuV dB/m dB dB dB cm deg 1 5310.00 112.29 ------ ------ 102.83 35.14 10.73 36.41 0.00 307 262 PEAK
Avg	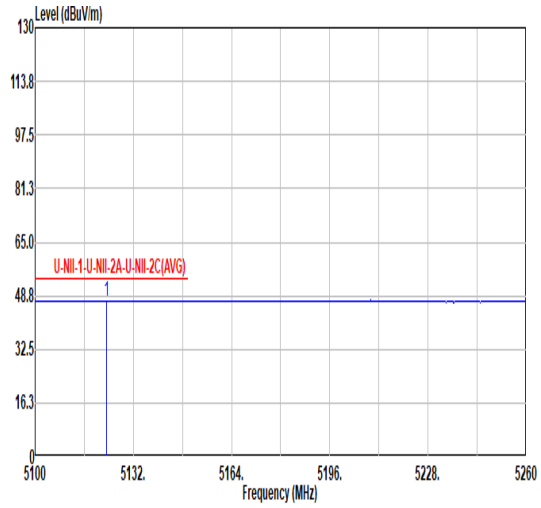 Freq Level Limit Line Margin Read Level Ant Factor Cable Loss Preamp Factor Aux Factor APos TPos Remark MHz dBuV/m dBuV/m dB dBuV dB/m dB dB dB cm deg 1 5123.20 47.01 54.00 -6.99 38.65 34.47 10.58 36.69 0.00 307 262 AVERAGE	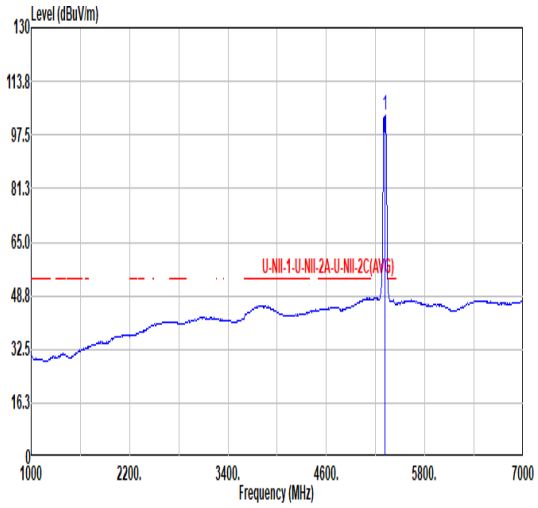 Freq Level Limit Line Margin Read Level Ant Factor Cable Loss Preamp Factor Aux Factor APos TPos Remark MHz dBuV/m dBuV/m dB dBuV dB/m dB dB dB cm deg 1 5310.00 103.66 ------ ------ 94.20 35.14 10.73 36.41 0.00 307 262 AVERAGE

Mode	19	
	Band Edge - R	
	U-NII-2A_5.25-5.35_802.11BE EHT40_CH62_Full_5310MHz	
ANT	CDD 1S4T	
Pol.	Vertical	Fundamental
Peak	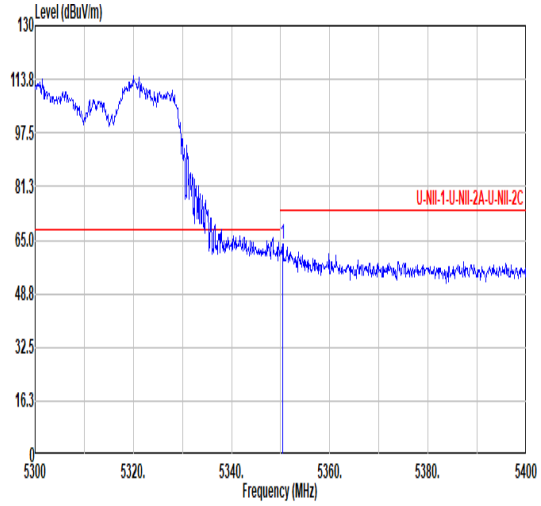 Freq Level Limit Line Margin Read Level Ant Factor Cable Loss Preamp Factor Aux Factor APos TPos Remark MHz dBuV/m dBuV/m dB dBuV dB/m dB dB dB cm deg 1 5350.40 63.64 74.00 -10.36 54.06 35.20 10.75 36.37 0.00 307 262 PEAK	Blank
Avg	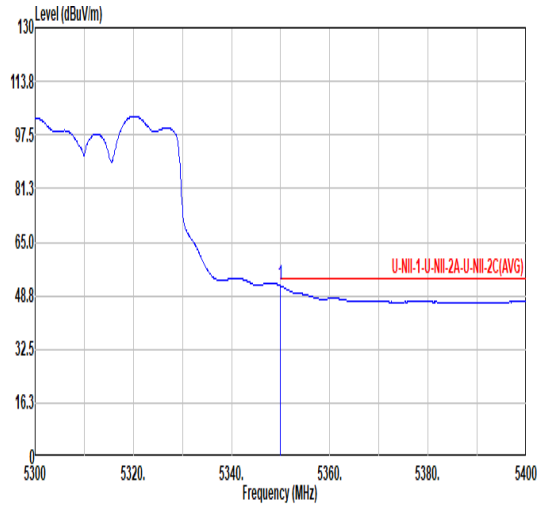 Freq Level Limit Line Margin Read Level Ant Factor Cable Loss Preamp Factor Aux Factor APos TPos Remark MHz dBuV/m dBuV/m dB dBuV dB/m dB dB dB cm deg 1 5350.00 51.81 54.00 -2.19 42.23 35.20 10.75 36.37 0.00 307 262 AVERAGE	Blank

Mode	19	
	Harmonic	
	U-NII-2A_5.25-5.35_802.11BE EHT40_CH62_Full_5310MHz	
ANT	CDD 1S4T	
Pol.	Horizontal	Vertical
Peak Avg	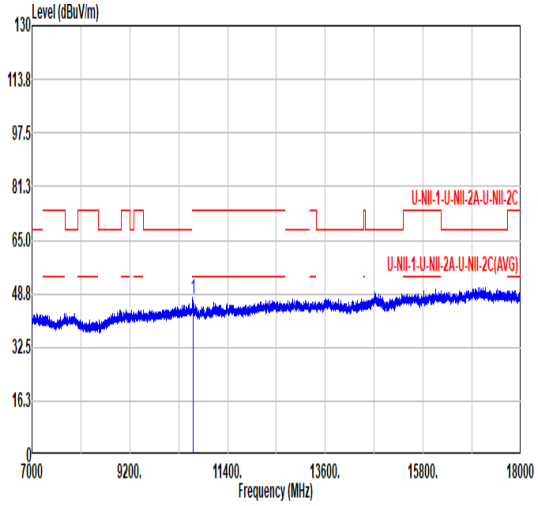 Freq Level Limit Line Margin Read Level Ant Factor Cable Loss Preamp Factor Aux Factor APos TPos Remark MHz dBuV/m dBuV/m dB dBuV dB/m dB dB dB cm deg 1 10620.00 47.16 74.00 -26.84 60.72 37.57 15.69 66.82 0.00 --- --- PEAK	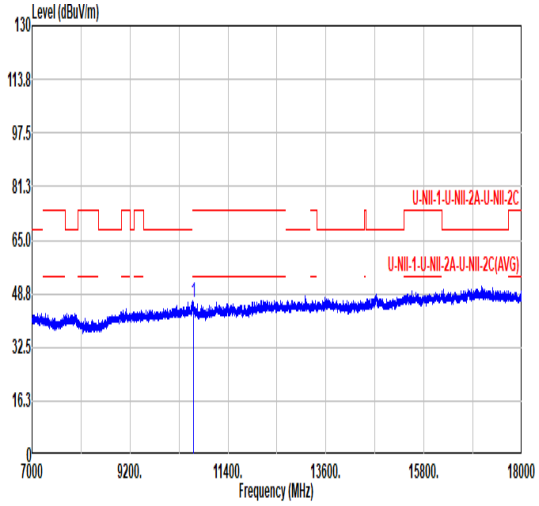 Freq Level Limit Line Margin Read Level Ant Factor Cable Loss Preamp Factor Aux Factor APos TPos Remark MHz dBuV/m dBuV/m dB dBuV dB/m dB dB dB cm deg 1 10620.00 45.92 74.00 -28.08 59.48 37.57 15.69 66.82 0.00 --- --- PEAK

Mode	20	
	Band Edge - L	
	U-NII-2A_5.25-5.35_802.11BE EHT80_CH58_Full_5290MHz	
ANT	CDD 1S4T	
Pol.	Horizontal	Fundamental
Peak	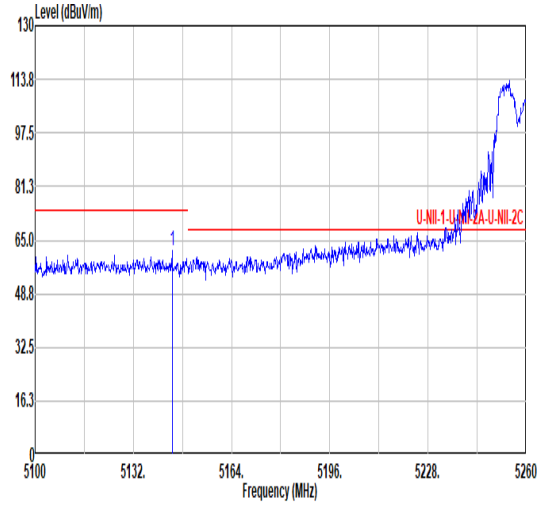 Freq Level Limit Line Margin Read Level Ant Factor Cable Loss Preamp Factor Aux Factor APos TPos Remark MHz dBuV/m dBuV/m dB dBuV dB/m dB dB dB cm deg 1 5144.64 61.64 74.00 -12.36 53.17 34.53 10.60 36.66 0.00 117 332 PEAK	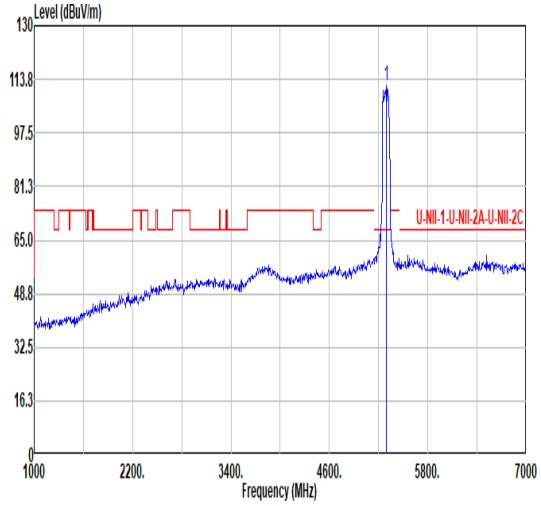 Freq Level Limit Line Margin Read Level Ant Factor Cable Loss Preamp Factor Aux Factor APos TPos Remark MHz dBuV/m dBuV/m dB dBuV dB/m dB dB dB cm deg 1 5290.00 112.04 ------ ------ 102.73 35.06 10.71 36.46 0.00 117 332 PEAK
Avg	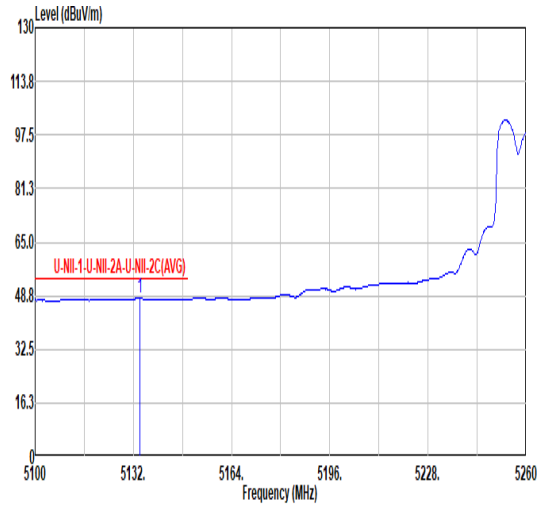 Freq Level Limit Line Margin Read Level Ant Factor Cable Loss Preamp Factor Aux Factor APos TPos Remark MHz dBuV/m dBuV/m dB dBuV dB/m dB dB dB cm deg 1 5134.08 47.90 54.00 -6.10 39.49 34.50 10.59 36.68 0.00 117 332 AVERAGE	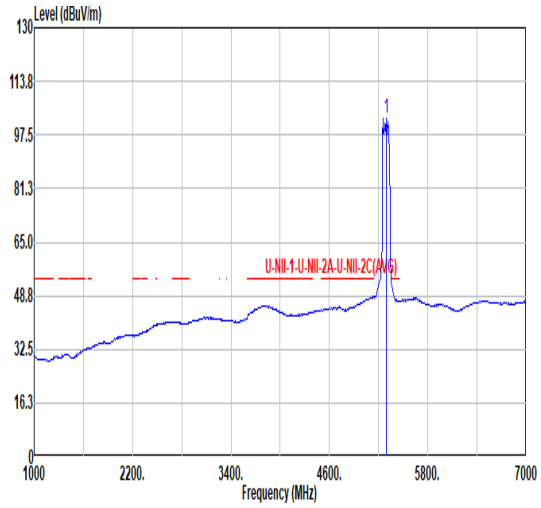 Freq Level Limit Line Margin Read Level Ant Factor Cable Loss Preamp Factor Aux Factor APos TPos Remark MHz dBuV/m dBuV/m dB dBuV dB/m dB dB dB cm deg 1 5290.00 102.41 ------ ------ 93.31 34.92 10.69 36.51 0.00 117 332 AVERAGE

Mode	20	
	Band Edge - R	
	U-NII-2A_5.25-5.35_802.11BE EHT80_CH58_Full_5290MHz	
ANT	CDD 1S4T	
Pol.	Horizontal	Fundamental
Peak	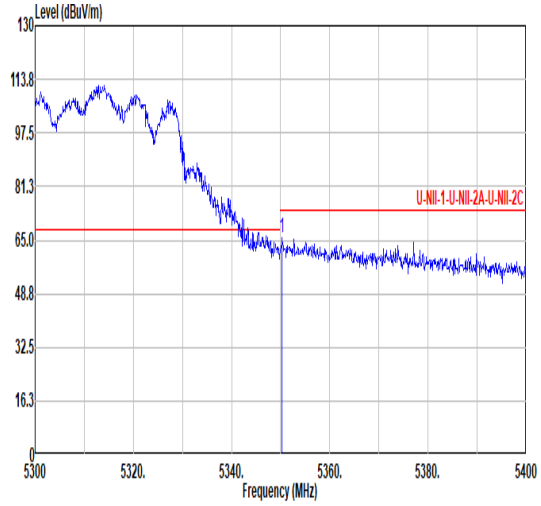 Freq Level Limit Line Margin Read Level Ant Factor Cable Loss Preamp Factor Aux Factor APos TPos Remark MHz dBuV/m dBuV/m dB dBuV dB/m dB dB dB cm deg 1 5350.30 65.52 74.00 -8.48 55.94 35.20 10.75 36.37 0.00 117 332 PEAK	Blank
Avg	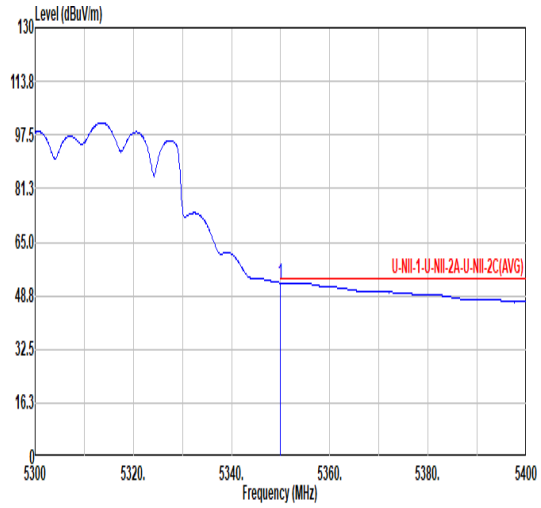 Freq Level Limit Line Margin Read Level Ant Factor Cable Loss Preamp Factor Aux Factor APos TPos Remark MHz dBuV/m dBuV/m dB dBuV dB/m dB dB dB cm deg 1 5350.00 52.71 54.00 -1.29 43.13 35.20 10.75 36.37 0.00 117 332 AVERAGE	Blank

Mode	20	
	Band Edge - L	
	U-NII-2A_5.25-5.35_802.11BE EHT80_CH58_Full_5290MHz	
ANT	CDD 1S4T	
Pol.	Vertical	Fundamental
Peak	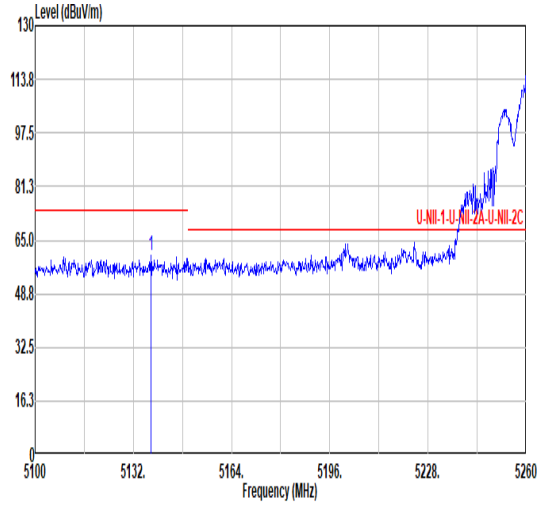 Freq Level Limit Line Margin Read Level Ant Factor Cable Loss Preamp Factor Aux Factor APos TPos Remark MHz dBuV/m dBuV/m dB dBuV dB/m dB dB dB cm deg 1 5137.76 60.14 74.00 -13.86 51.70 34.51 10.60 36.67 0.00 315 263 PEAK	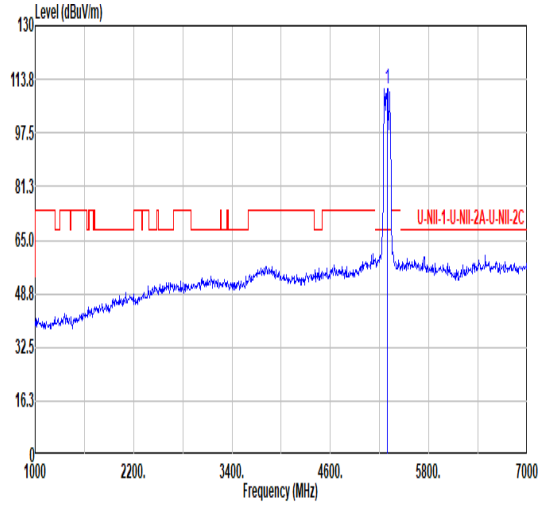 Freq Level Limit Line Margin Read Level Ant Factor Cable Loss Preamp Factor Aux Factor APos TPos Remark MHz dBuV/m dBuV/m dB dBuV dB/m dB dB dB cm deg 1 5290.00 111.02 ------ ------ 101.64 35.10 10.72 36.44 0.00 315 263 PEAK
Avg	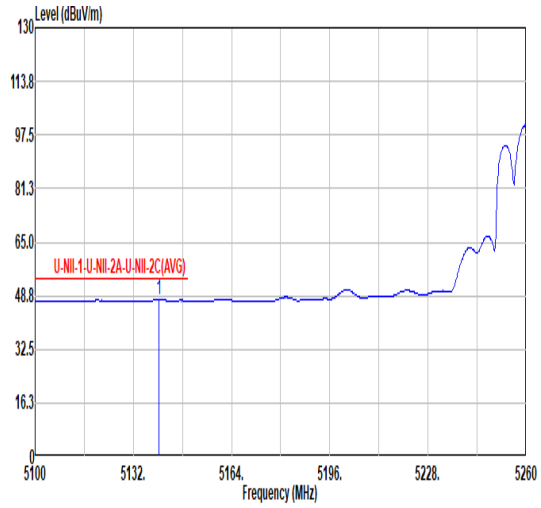 Freq Level Limit Line Margin Read Level Ant Factor Cable Loss Preamp Factor Aux Factor APos TPos Remark MHz dBuV/m dBuV/m dB dBuV dB/m dB dB dB cm deg 1 5140.32 47.58 54.00 -6.42 39.13 34.52 10.60 36.67 0.00 315 263 AVERAGE	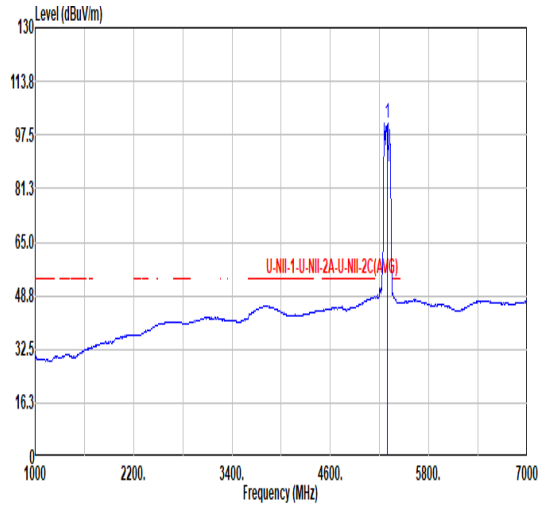 Freq Level Limit Line Margin Read Level Ant Factor Cable Loss Preamp Factor Aux Factor APos TPos Remark MHz dBuV/m dBuV/m dB dBuV dB/m dB dB dB cm deg 1 5290.00 101.20 ------ ------ 92.06 34.94 10.70 36.50 0.00 315 263 AVERAGE

Mode	20	
	Band Edge - R	
	U-NII-2A_5.25-5.35_802.11BE EHT80_CH58_Full_5290MHz	
ANT	CDD 1S4T	
Pol.	Vertical	Fundamental
Peak	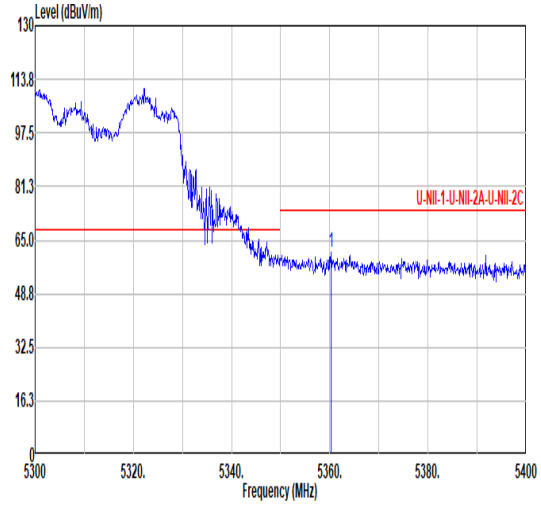 Freq Level Limit Line Margin Read Level Ant Factor Cable Loss Preamp Factor Aux Factor APos TPos Remark MHz dBuV/m dBuV/m dB dBuV dB/m dB dB dB cm deg 1 5360.30 61.34 74.00 -12.66 51.73 35.22 10.75 36.36 0.00 315 263 PEAK	Blank
Avg	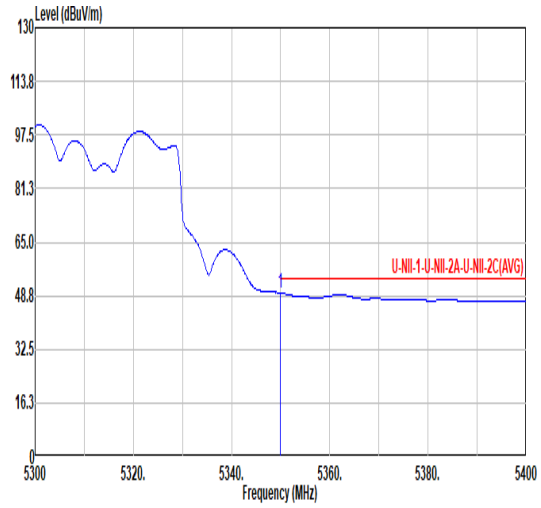 Freq Level Limit Line Margin Read Level Ant Factor Cable Loss Preamp Factor Aux Factor APos TPos Remark MHz dBuV/m dBuV/m dB dBuV dB/m dB dB dB cm deg 1 5350.00 49.58 54.00 -4.42 40.00 35.20 10.75 36.37 0.00 315 263 AVERAGE	Blank

Mode	20	
	Harmonic	
	U-NII-2A_5.25-5.35_802.11BE EHT80_CH58_Full_5290MHz	
ANT	CDD 1S4T	
Pol.	Horizontal	Vertical
Peak Avg	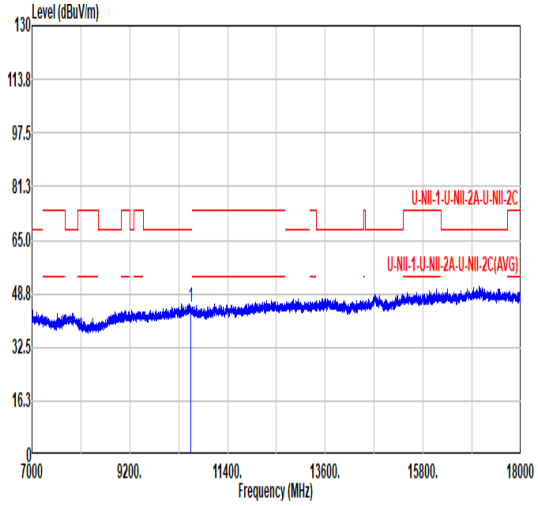 Freq Level Limit Line Margin Read Level Ant Factor Cable Loss Preamp Factor Aux Factor APos TPos Remark MHz dBuV/m dBuV/m dB dBuV dB/m dB dB dB cm deg 1 10580.00 44.53 68.20 -23.67 58.17 37.55 15.65 66.84 0.00 --- --- PEAK	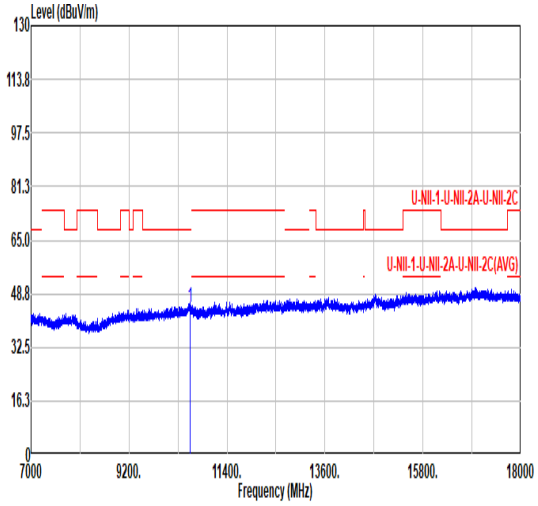 Freq Level Limit Line Margin Read Level Ant Factor Cable Loss Preamp Factor Aux Factor APos TPos Remark MHz dBuV/m dBuV/m dB dBuV dB/m dB dB dB cm deg 1 10580.00 44.86 68.20 -23.34 58.50 37.55 15.65 66.84 0.00 --- --- PEAK

Mode	21	
	Band Edge - L	
	U-NII-2A_5.25-5.35_802.11BE EHT80_CH58_PC 20MHz,Loc 1_5290MHz	
ANT	CDD 1S4T	
Pol.	Horizontal	Fundamental
Peak	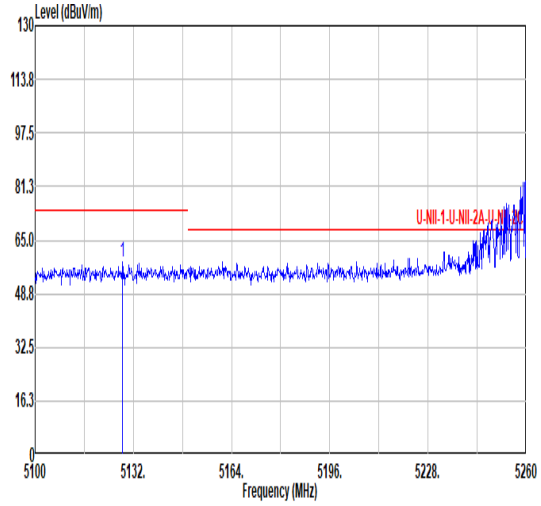 Freq Level Limit Line Margin Read Level Ant Factor Cable Loss Preamp Factor Aux Factor APos TPos Remark MHz dBuV/m dBuV/m dB dBuV dB/m dB dB dB cm deg 1 5128.48 58.17 74.00 -15.83 49.77 34.49 10.59 36.68 0.00 124 334 PEAK	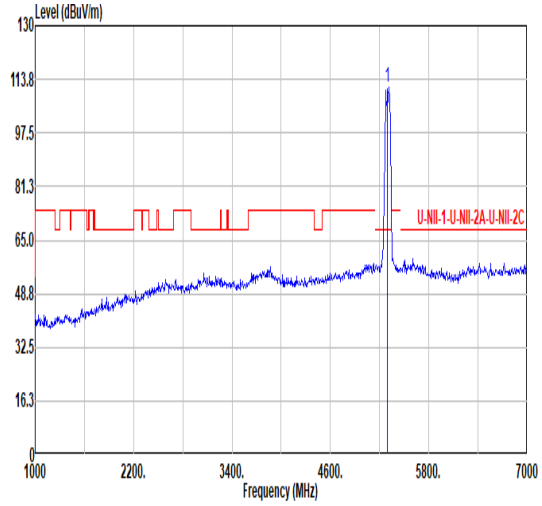 Freq Level Limit Line Margin Read Level Ant Factor Cable Loss Preamp Factor Aux Factor APos TPos Remark MHz dBuV/m dBuV/m dB dBuV dB/m dB dB dB cm deg 1 5290.00 111.19 ------ ------ 101.75 35.13 10.73 36.42 0.00 124 334 PEAK
Avg	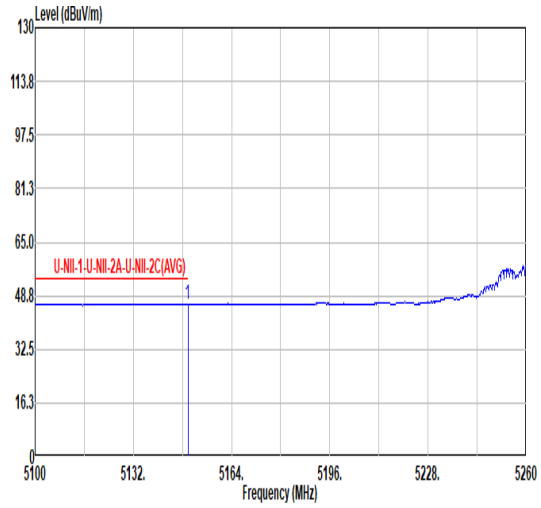 Freq Level Limit Line Margin Read Level Ant Factor Cable Loss Preamp Factor Aux Factor APos TPos Remark MHz dBuV/m dBuV/m dB dBuV dB/m dB dB dB cm deg 1 5149.76 46.21 54.00 -7.79 37.70 34.55 10.61 36.65 0.00 124 334 AVERAGE	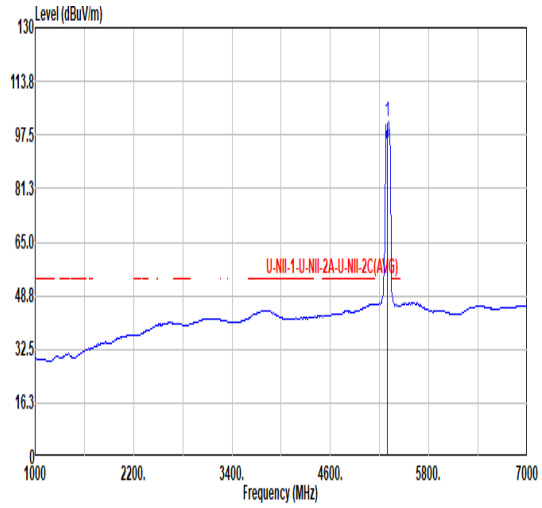 Freq Level Limit Line Margin Read Level Ant Factor Cable Loss Preamp Factor Aux Factor APos TPos Remark MHz dBuV/m dBuV/m dB dBuV dB/m dB dB dB cm deg 1 5290.00 101.34 ------ ------ 91.90 35.13 10.73 36.42 0.00 124 334 AVERAGE

Mode	21	
	Band Edge - R	
	U-NII-2A_5.25-5.35_802.11BE EHT80_CH58_PC 20MHz,Loc 1_5290MHz	
ANT	CDD 1S4T	
Pol.	Horizontal	Fundamental
Peak	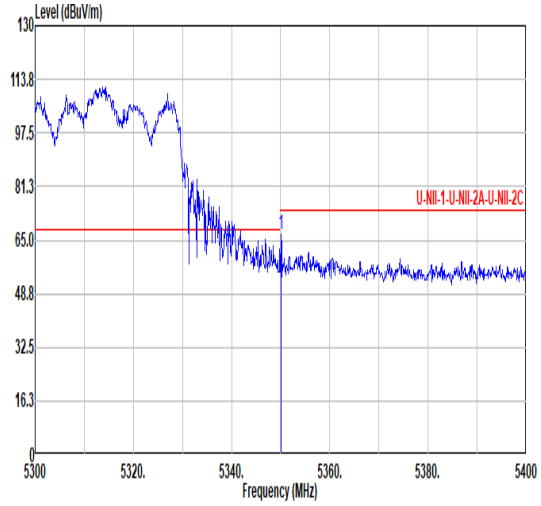 Freq Level Limit Line Margin Read Level Ant Factor Cable Loss Preamp Factor Aux Factor APos TPos Remark MHz dBuV/m dBuV/m dB dBuV dB/m dB dB dB cm deg 1 5350.10 66.85 74.00 -7.15 57.27 35.20 10.75 36.37 0.00 124 334 PEAK	Blank
Avg	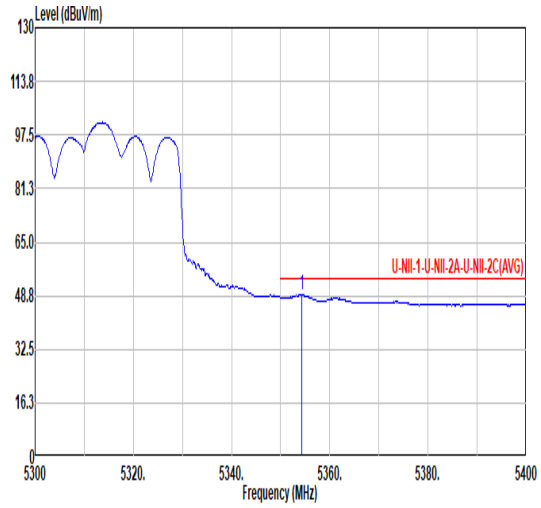 Freq Level Limit Line Margin Read Level Ant Factor Cable Loss Preamp Factor Aux Factor APos TPos Remark MHz dBuV/m dBuV/m dB dBuV dB/m dB dB dB cm deg 1 5354.30 49.04 54.00 -4.96 39.44 35.21 10.75 36.36 0.00 124 334 AVERAGE	Blank

Mode	21	
	Band Edge - L	
	U-NII-2A_5.25-5.35_802.11BE EHT80_CH58_PC 20MHz,Loc 1_5290MHz	
ANT	CDD 1S4T	
Pol.	Vertical	Fundamental
Peak	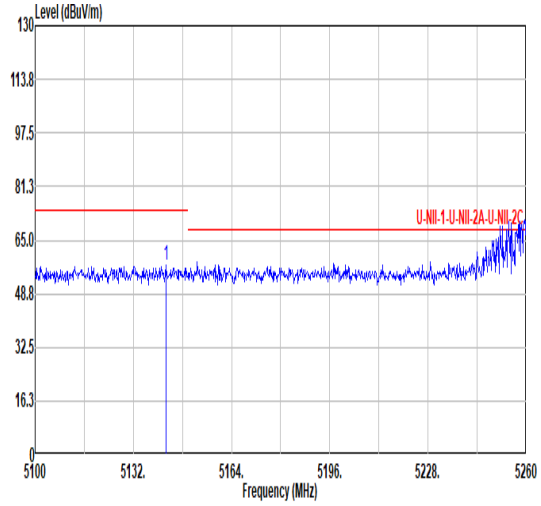 Freq Level Limit Line Margin Read Level Ant Factor Cable Loss Preamp Factor Aux Factor APos TPos Remark MHz dBuV/m dBuV/m dB dBuV dB/m dB dB dB cm deg 1 5142.72 57.26 74.00 -16.74 48.79 34.53 10.60 36.66 0.00 100 270 PEAK	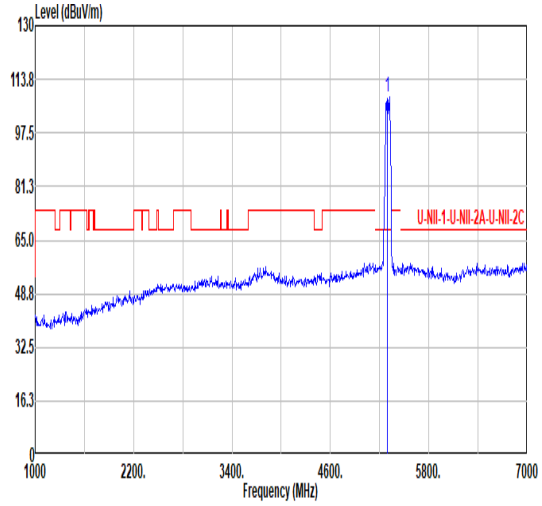 Freq Level Limit Line Margin Read Level Ant Factor Cable Loss Preamp Factor Aux Factor APos TPos Remark MHz dBuV/m dBuV/m dB dBuV dB/m dB dB dB cm deg 1 5290.00 108.53 ------ ------ 99.07 35.14 10.73 36.41 0.00 100 270 PEAK
Avg	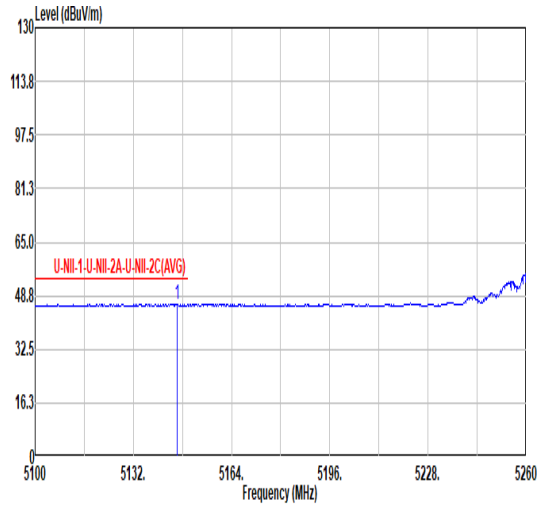 Freq Level Limit Line Margin Read Level Ant Factor Cable Loss Preamp Factor Aux Factor APos TPos Remark MHz dBuV/m dBuV/m dB dBuV dB/m dB dB dB cm deg 1 5146.24 46.04 54.00 -7.96 37.56 34.54 10.60 36.66 0.00 100 270 AVERAGE	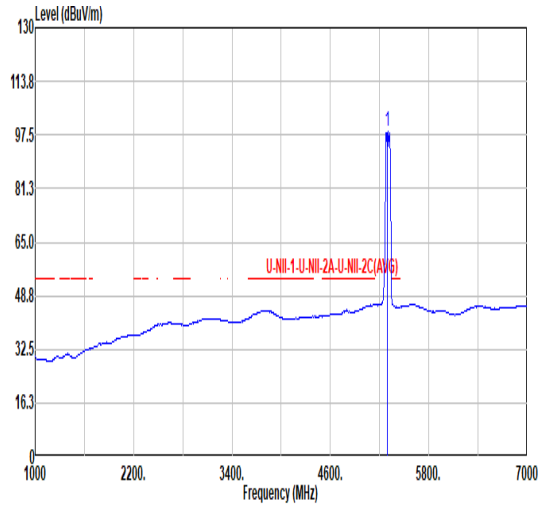 Freq Level Limit Line Margin Read Level Ant Factor Cable Loss Preamp Factor Aux Factor APos TPos Remark MHz dBuV/m dBuV/m dB dBuV dB/m dB dB dB cm deg 1 5290.00 98.71 ------ ------ 89.33 35.10 10.72 36.44 0.00 100 270 AVERAGE

Mode	21	
	Band Edge - R	
	U-NII-2A_5.25-5.35_802.11BE EHT80_CH58_PC 20MHz,Loc 1_5290MHz	
ANT	CDD 1S4T	
Pol.	Vertical	Fundamental
Peak	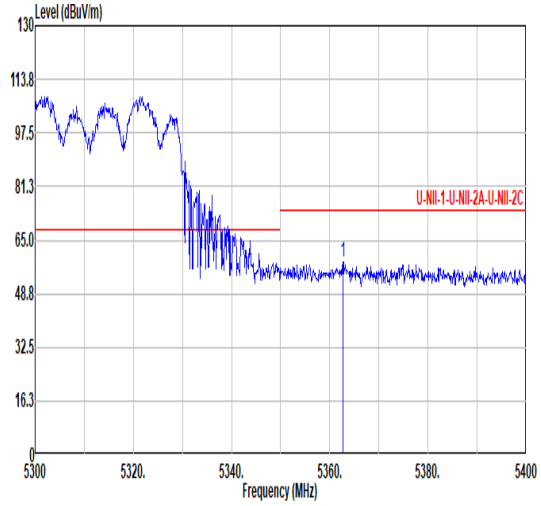 Freq Level Limit Line Margin Read Level Ant Factor Cable Loss Preamp Factor Aux Factor APos TPos Remark 1 5362.70 58.31 74.00 -15.69 48.68 35.23 10.75 36.35 0.00 100 270 PEAK	Blank
Avg	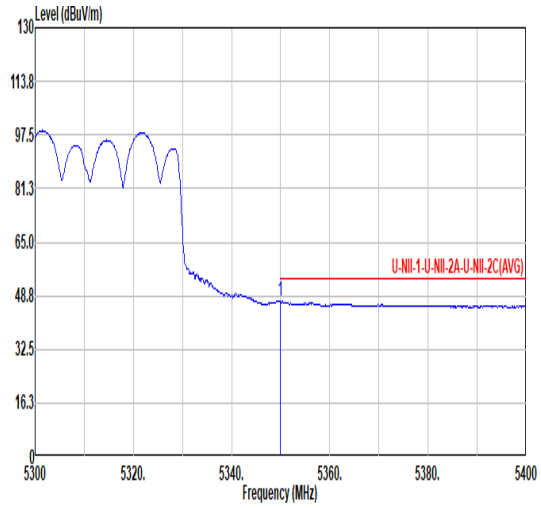 Freq Level Limit Line Margin Read Level Ant Factor Cable Loss Preamp Factor Aux Factor APos TPos Remark 1 5350.00 46.94 54.00 -7.06 37.36 35.20 10.75 36.37 0.00 100 270 AVERAGE	Blank

Mode	22	
	Band Edge - L	
	U-NII-2A_5.25-5.35_802.11BE EHT160_CH50_Full_5250MHz	
ANT	CDD 1S4T	
Pol.	Horizontal	Fundamental
Peak	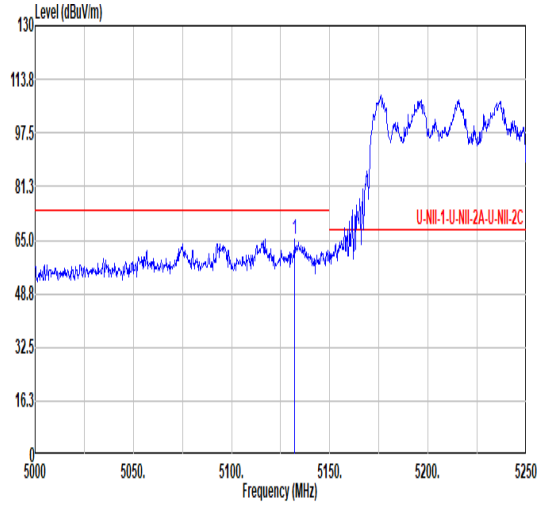 Freq Level Limit Line Margin Read Level Ant Factor Cable Loss Preamp Factor Aux Factor APos TPos Remark MHz dBuV/m dBuV/m dB dBuV dB/m dB dB dB cm deg 1 5132.25 65.49 74.00 -8.51 57.08 34.50 10.59 36.68 0.00 100 122 PEAK	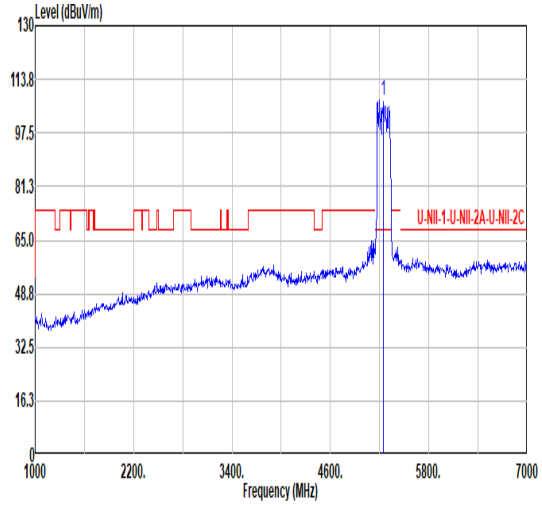 Freq Level Limit Line Margin Read Level Ant Factor Cable Loss Preamp Factor Aux Factor APos TPos Remark MHz dBuV/m dBuV/m dB dBuV dB/m dB dB dB cm deg 1 5250.00 107.26 ------ ------ 98.52 34.68 10.65 36.59 0.00 100 122 PEAK
Avg	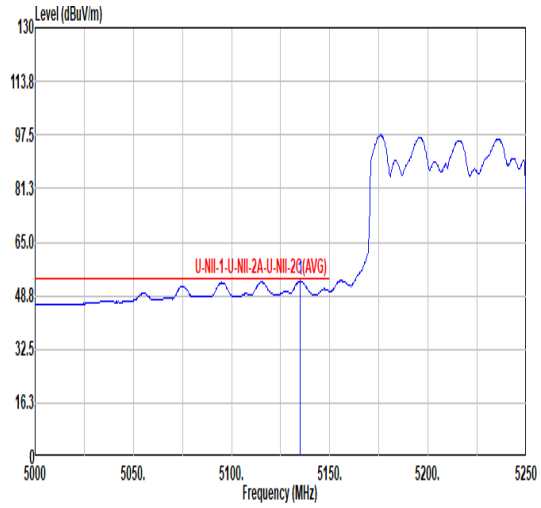 Freq Level Limit Line Margin Read Level Ant Factor Cable Loss Preamp Factor Aux Factor APos TPos Remark MHz dBuV/m dBuV/m dB dBuV dB/m dB dB dB cm deg 1 5135.00 53.24 54.00 -0.76 44.81 34.51 10.59 36.67 0.00 100 122 AVERAGE	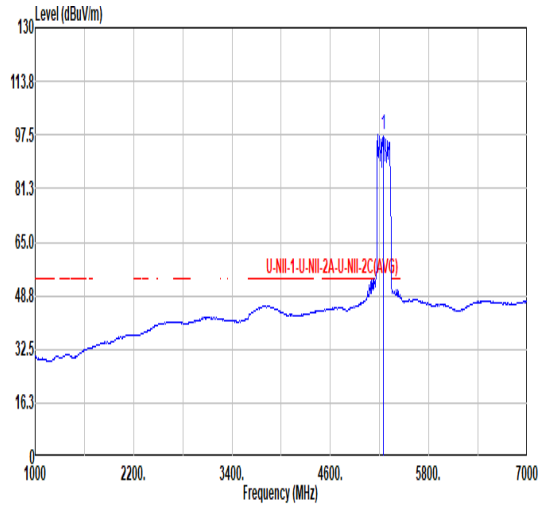 Freq Level Limit Line Margin Read Level Ant Factor Cable Loss Preamp Factor Aux Factor APos TPos Remark MHz dBuV/m dBuV/m dB dBuV dB/m dB dB dB cm deg 1 5250.00 97.64 ------ ------ 88.99 34.63 10.64 36.62 0.00 100 122 AVERAGE

Mode	22	
	Band Edge - R	
	U-NII-2A_5.25-5.35_802.11BE EHT160_CH50_Full_5250MHz	
ANT	CDD 1S4T	
Pol.	Horizontal	Fundamental
Peak	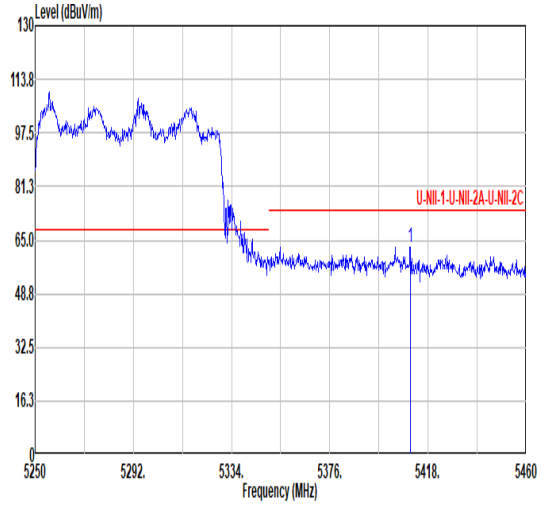 Freq Level Limit Line Margin Read Level Ant Factor Cable Loss Preamp Factor Aux Factor APos TPos Remark MHz dBuV/m dBuV/m dB dBuV dB/m dB dB dB cm deg 1 5410.44 62.97 74.00 -11.03 53.21 35.26 10.78 36.28 0.00 100 122 PEAK	Blank
Avg	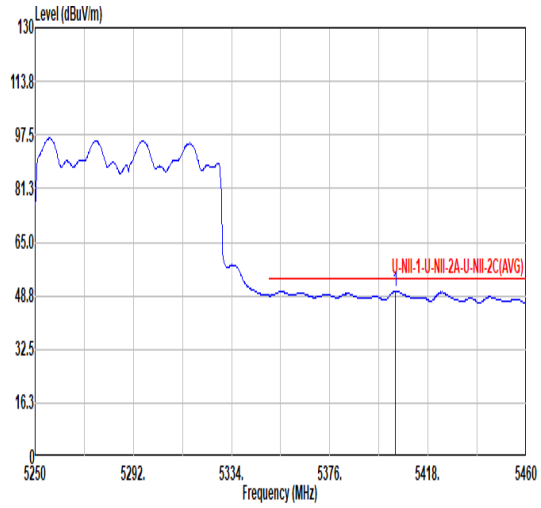 Freq Level Limit Line Margin Read Level Ant Factor Cable Loss Preamp Factor Aux Factor APos TPos Remark MHz dBuV/m dBuV/m dB dBuV dB/m dB dB dB cm deg 1 5403.93 50.22 54.00 -3.78 40.45 35.28 10.78 36.29 0.00 100 122 AVERAGE	Blank

Mode	22	
	Band Edge - L	
	U-NII-2A_5.25-5.35_802.11BE EHT160_CH50_Full_5250MHz	
ANT	CDD 1S4T	
Pol.	Vertical	Fundamental
Peak	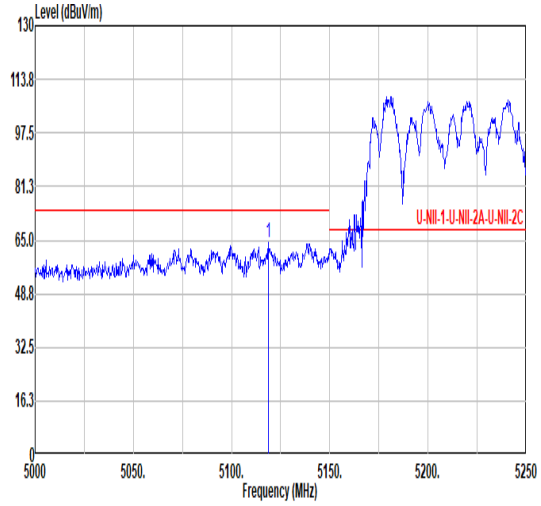 Freq Level Limit Line Margin Read Level Ant Factor Cable Loss Preamp Factor Aux Factor APos TPos Remark MHz dBuV/m dBuV/m dB dBuV dB/m dB dB dB cm deg 1 5118.75 64.19 74.00 -9.81 55.85 34.46 10.58 36.70 0.00 269 258 PEAK	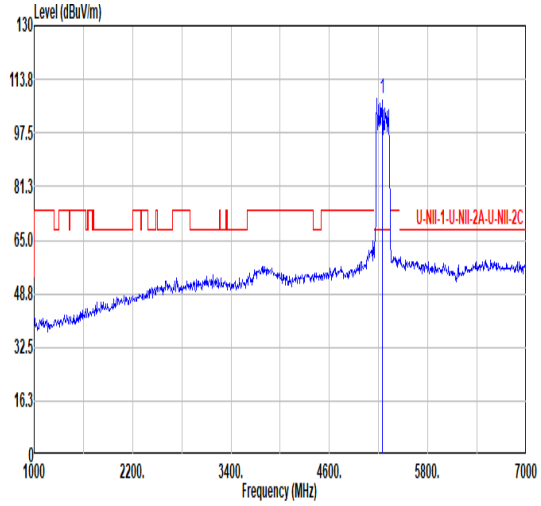 Freq Level Limit Line Margin Read Level Ant Factor Cable Loss Preamp Factor Aux Factor APos TPos Remark MHz dBuV/m dBuV/m dB dBuV dB/m dB dB dB cm deg 1 5250.00 108.17 ------ ------ 99.49 34.65 10.64 36.61 0.00 269 258 PEAK
Avg	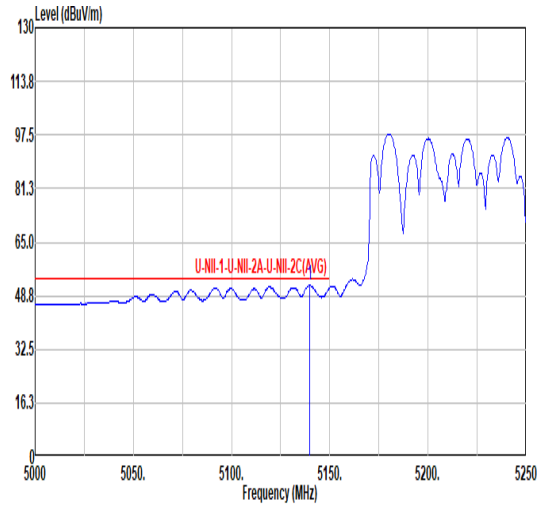 Freq Level Limit Line Margin Read Level Ant Factor Cable Loss Preamp Factor Aux Factor APos TPos Remark MHz dBuV/m dBuV/m dB dBuV dB/m dB dB dB cm deg 1 5139.75 51.85 54.00 -2.15 43.40 34.52 10.60 36.67 0.00 269 258 AVERAGE	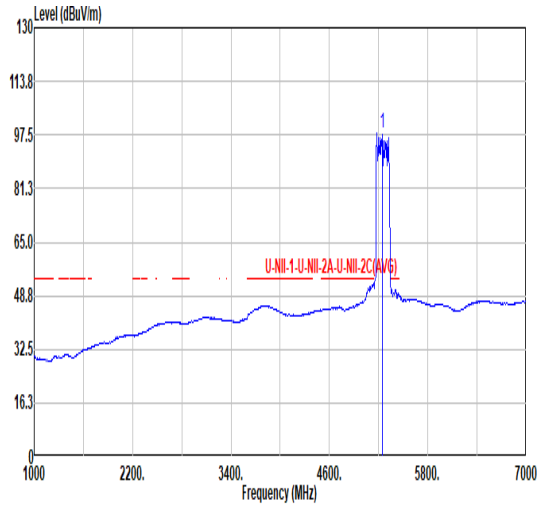 Freq Level Limit Line Margin Read Level Ant Factor Cable Loss Preamp Factor Aux Factor APos TPos Remark MHz dBuV/m dBuV/m dB dBuV dB/m dB dB dB cm deg 1 5250.00 97.87 ------ ------ 89.19 34.65 10.64 36.61 0.00 269 258 AVERAGE

Mode	22	
	Band Edge - R	
	U-NII-2A_5.25-5.35_802.11BE EHT160_CH50_Full_5250MHz	
ANT	CDD 1S4T	
Pol.	Vertical	Fundamental
Peak	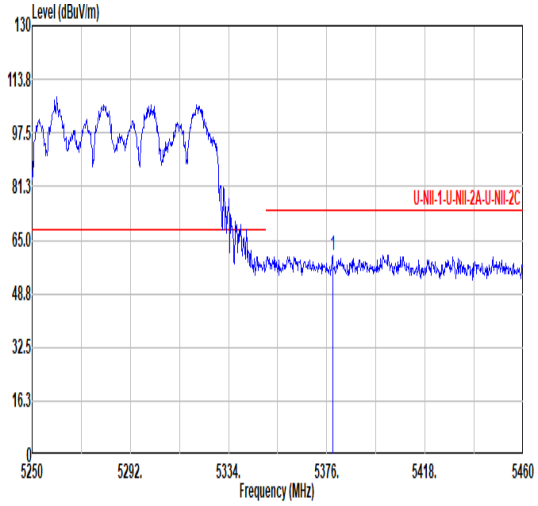 Freq Level Limit Line Margin Read Level Ant Factor Cable Loss Preamp Factor Aux Factor APos TPos Remark MHz dBuV/m dBuV/m dB dBuV dB/m dB dB dB cm deg 1 5378.52 60.55 74.00 -13.45 50.86 35.26 10.76 36.33 0.00 269 258 PEAK	Blank
Avg	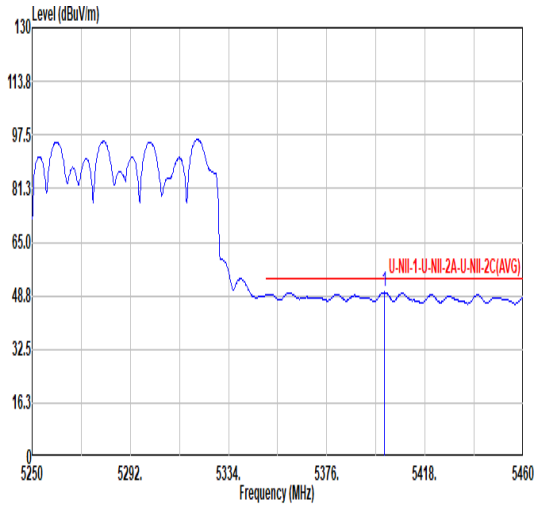 Freq Level Limit Line Margin Read Level Ant Factor Cable Loss Preamp Factor Aux Factor APos TPos Remark MHz dBuV/m dBuV/m dB dBuV dB/m dB dB dB cm deg 1 5400.78 49.84 54.00 -4.16 40.06 35.30 10.78 36.30 0.00 269 258 AVERAGE	Blank

Mode	22	
	Harmonic	
	U-NII-2A_5.25-5.35_802.11BE EHT160_CH50_Full_5250MHz	
ANT	CDD 1S4T	
Pol.	Horizontal	Vertical
Peak Avg	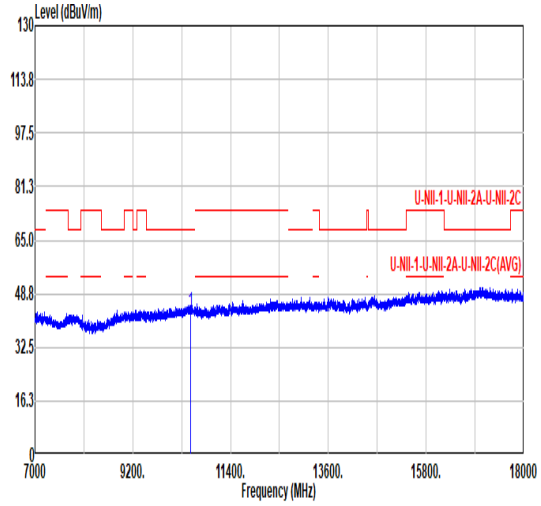 Freq Level Limit Line Margin Read Level Ant Factor Cable Loss Preamp Factor Aux Factor APos TPos Remark MHz dBuV/m dBuV/m dB dBuV dB/m dB dB dB cm deg 1 10500.20 43.37 68.20 -24.83 57.17 37.50 15.58 66.88 0.00 --- --- Peak	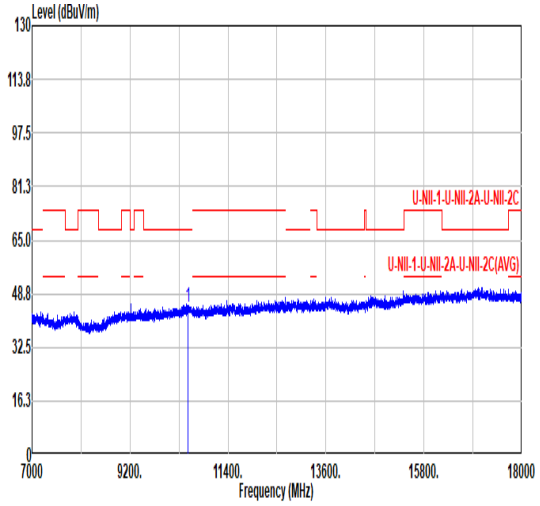 Freq Level Limit Line Margin Read Level Ant Factor Cable Loss Preamp Factor Aux Factor APos TPos Remark MHz dBuV/m dBuV/m dB dBuV dB/m dB dB dB cm deg 1 10500.20 44.64 68.20 -23.56 58.44 37.50 15.58 66.88 0.00 --- --- Peak

Mode	23	
	Band Edge	
	U-NII-2A_5.25-5.35_802.11BE EHT20_CH64_RU52*4_5320MHz	
ANT	CDD 1S4T	
Pol.	Horizontal	Fundamental
Peak	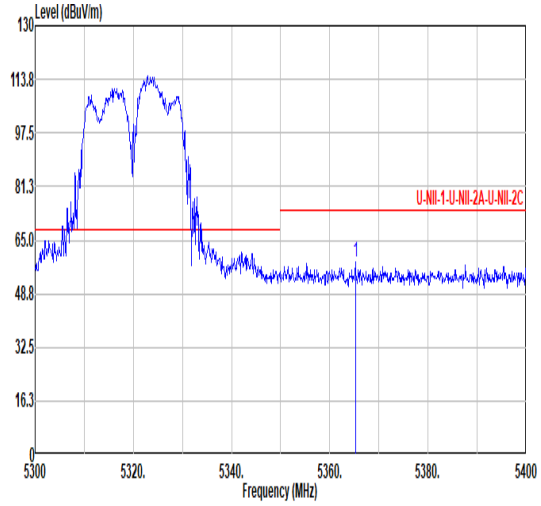 Freq Level Limit Line Margin Read Level Ant Factor Cable Loss Preamp Factor Aux Factor APos TPos Remark MHz dBuV/m dBuV/m dB dBuV dB/m dB dB dB cm deg 1 5365.20 58.59 74.00 -15.41 48.95 35.23 10.76 36.35 0.00 100 331 PEAK	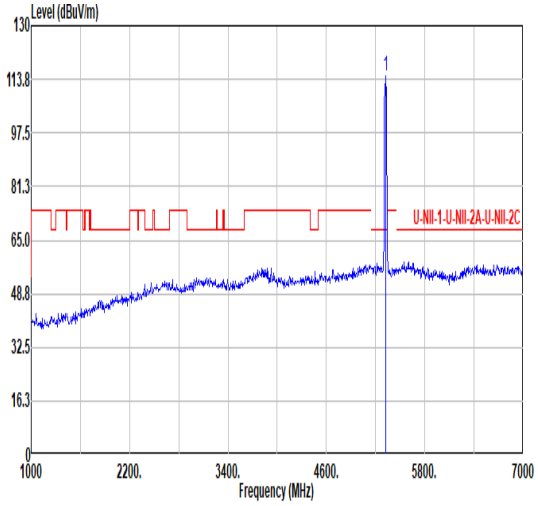 Freq Level Limit Line Margin Read Level Ant Factor Cable Loss Preamp Factor Aux Factor APos TPos Remark MHz dBuV/m dBuV/m dB dBuV dB/m dB dB dB cm deg 1 5320.00 114.67 ------ ------ 105.19 35.15 10.73 36.40 0.00 100 331 PEAK
Avg	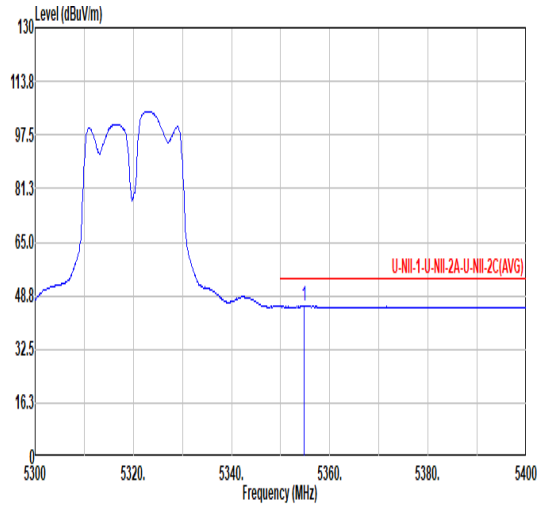 Freq Level Limit Line Margin Read Level Ant Factor Cable Loss Preamp Factor Aux Factor APos TPos Remark MHz dBuV/m dBuV/m dB dBuV dB/m dB dB dB cm deg 1 5354.80 45.61 54.00 -8.39 36.01 35.21 10.75 36.36 0.00 100 331 AVERAGE	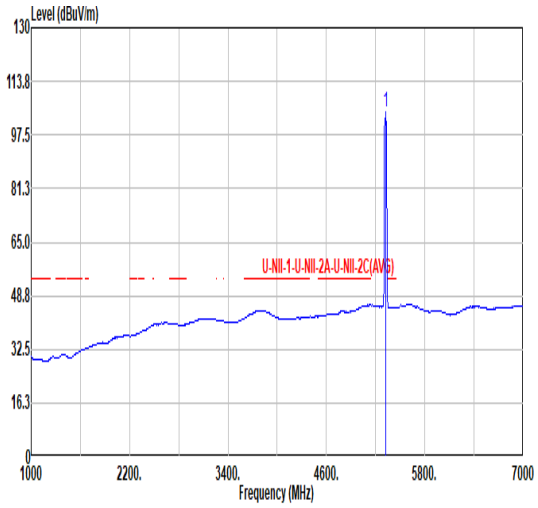 Freq Level Limit Line Margin Read Level Ant Factor Cable Loss Preamp Factor Aux Factor APos TPos Remark MHz dBuV/m dBuV/m dB dBuV dB/m dB dB dB cm deg 1 5320.00 104.61 ------ ------ 95.15 35.14 10.73 36.41 0.00 100 331 AVERAGE

Mode	23	
	Band Edge	
	U-NII-2A_5.25-5.35_802.11BE EHT20_CH64_RU52*4_5320MHz	
ANT	CDD 1S4T	
Pol.	Vertical	Fundamental
Peak	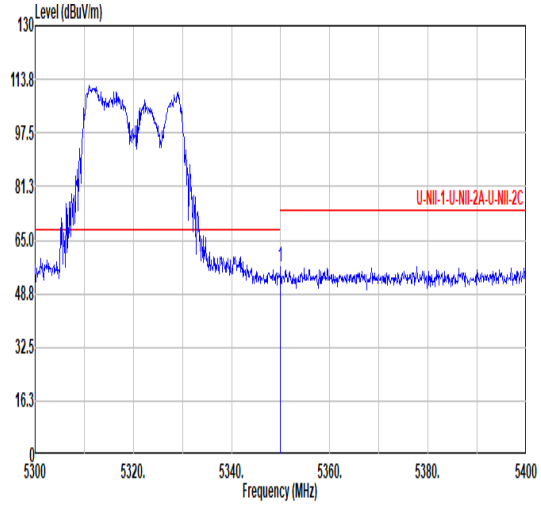 Freq Level Limit Line Margin Read Level Ant Factor Cable Loss Preamp Factor Aux Factor APos TPos Remark MHz dBuV/m dBuV/m dB dBuV dB/m dB dB dB cm deg 1 5350.00 56.96 74.00 -17.04 47.38 35.20 10.75 36.37 0.00 300 271 PEAK	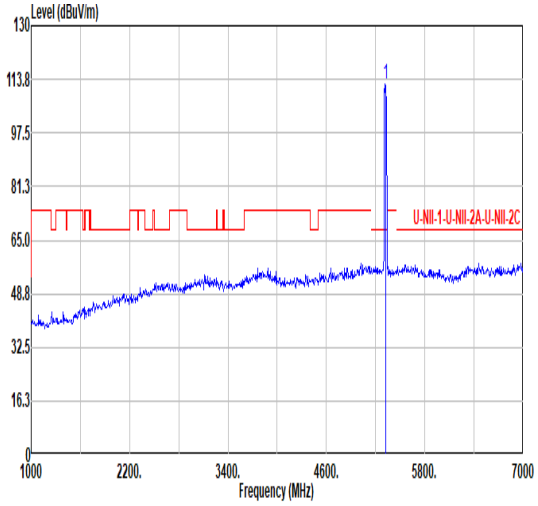 Freq Level Limit Line Margin Read Level Ant Factor Cable Loss Preamp Factor Aux Factor APos TPos Remark MHz dBuV/m dBuV/m dB dBuV dB/m dB dB dB cm deg 1 5320.00 112.53 ------ ------ 103.09 35.13 10.73 36.42 0.00 300 271 PEAK
Avg	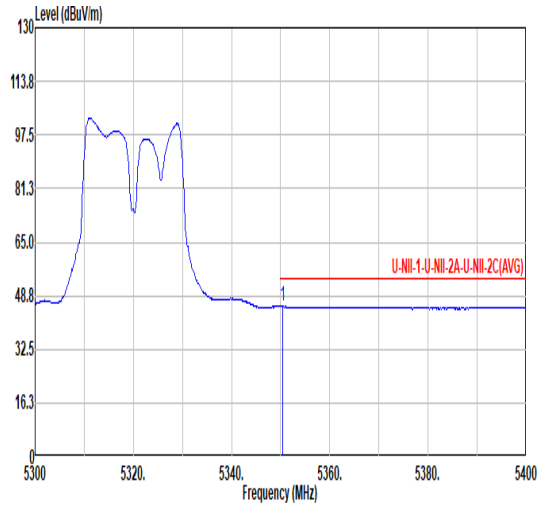 Freq Level Limit Line Margin Read Level Ant Factor Cable Loss Preamp Factor Aux Factor APos TPos Remark MHz dBuV/m dBuV/m dB dBuV dB/m dB dB dB cm deg 1 5350.40 45.58 54.00 -8.42 36.00 35.20 10.75 36.37 0.00 300 271 AVERAGE	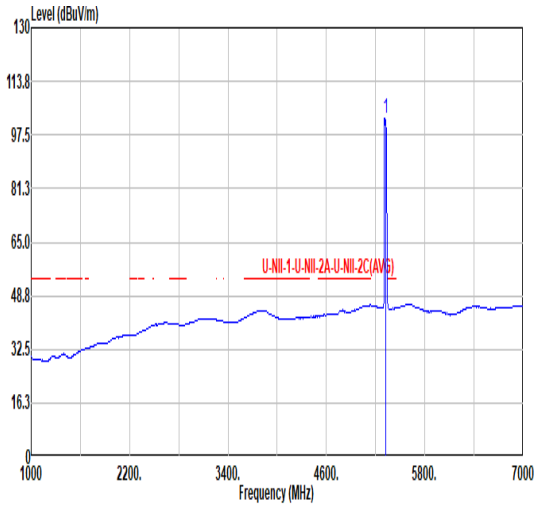 Freq Level Limit Line Margin Read Level Ant Factor Cable Loss Preamp Factor Aux Factor APos TPos Remark MHz dBuV/m dBuV/m dB dBuV dB/m dB dB dB cm deg 1 5320.00 102.56 ------ ------ 93.12 35.13 10.73 36.42 0.00 300 271 AVERAGE

Mode	24	
	Band Edge - L	
	U-NII-2A_5.25-5.35_802.11BE EHT160_CH50_PC 20MHz,Loc 1_5250MHz	
ANT	CDD 1S4T	
Pol.	Horizontal	Fundamental
Peak	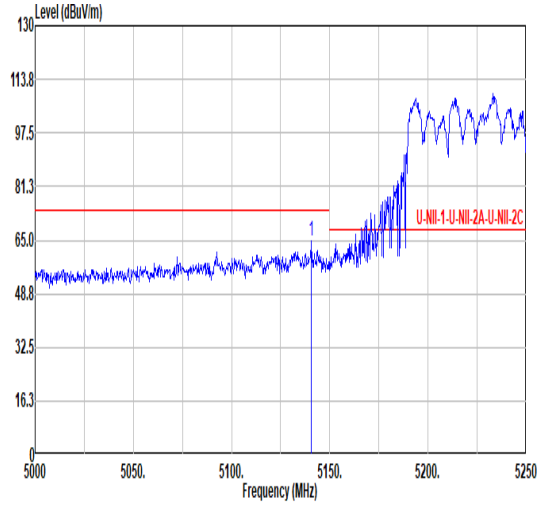 Freq Level Limit Line Margin Read Level Ant Factor Cable Loss Preamp Factor Aux Factor APos TPos Remark MHz dBuV/m dBuV/m dB dBuV dB/m dB dB dB cm deg 1 5140.75 64.63 74.00 -9.37 56.18 34.52 10.60 36.67 0.00 138 334 PEAK	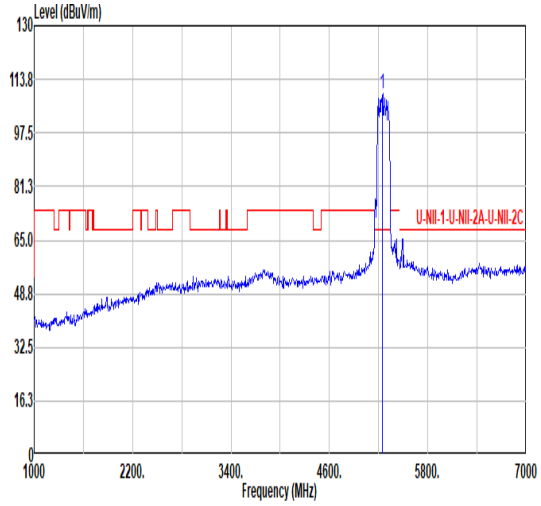 Freq Level Limit Line Margin Read Level Ant Factor Cable Loss Preamp Factor Aux Factor APos TPos Remark MHz dBuV/m dBuV/m dB dBuV dB/m dB dB dB cm deg 1 5250.00 109.22 ------ ------ 100.12 34.92 10.69 36.51 0.00 138 334 PEAK
Avg	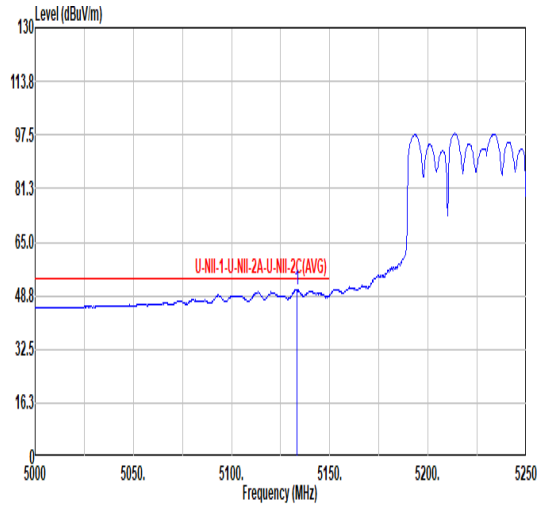 Freq Level Limit Line Margin Read Level Ant Factor Cable Loss Preamp Factor Aux Factor APos TPos Remark MHz dBuV/m dBuV/m dB dBuV dB/m dB dB dB cm deg 1 5133.25 50.48 54.00 -3.52 42.07 34.50 10.59 36.68 0.00 138 334 AVERAGE	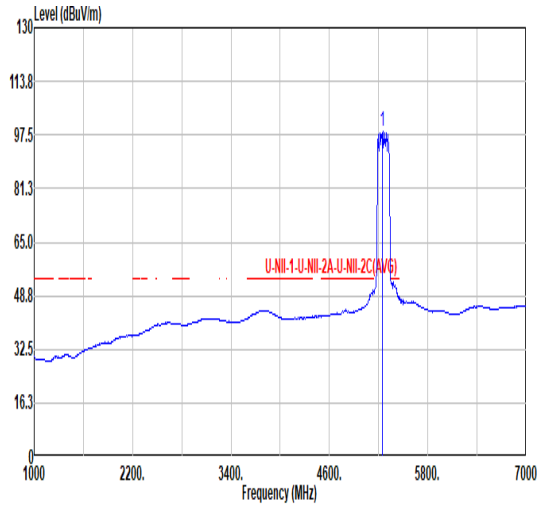 Freq Level Limit Line Margin Read Level Ant Factor Cable Loss Preamp Factor Aux Factor APos TPos Remark MHz dBuV/m dBuV/m dB dBuV dB/m dB dB dB cm deg 1 5250.00 98.66 ------ ------ 89.56 34.92 10.69 36.51 0.00 138 334 AVERAGE

Mode	24	
	Band Edge - R	
	U-NII-2A_5.25-5.35_802.11BE EHT160_CH50_PC 20MHz,Loc 1_5250MHz	
ANT	CDD 1S4T	
Pol.	Horizontal	Fundamental
Peak	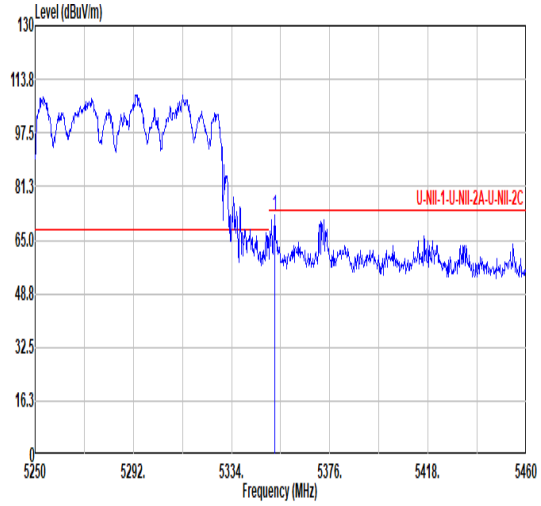 Freq Level Limit Line Margin Read Level Ant Factor Cable Loss Preamp Factor Aux Factor APos TPos Remark MHz dBuV/m dBuV/m dB dBuV dB/m dB dB dB cm deg 1 5352.48 72.61 74.00 -1.39 63.03 35.20 10.75 36.37 0.00 138 334 PEAK	Blank
Avg	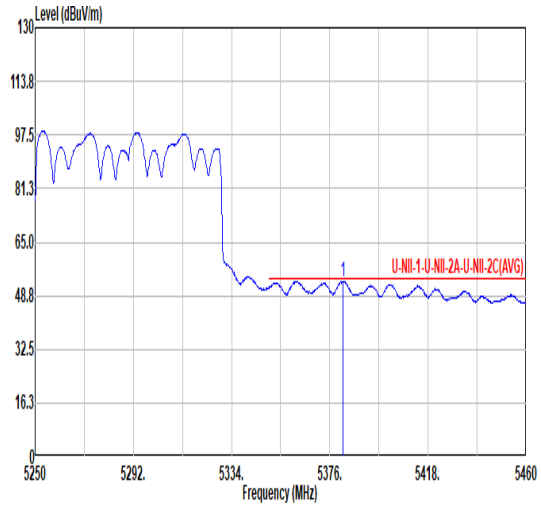 Freq Level Limit Line Margin Read Level Ant Factor Cable Loss Preamp Factor Aux Factor APos TPos Remark MHz dBuV/m dBuV/m dB dBuV dB/m dB dB dB cm deg 1 5381.67 53.11 54.00 -0.89 43.42 35.26 10.76 36.33 0.00 138 334 AVERAGE	Blank

Mode	24	
	Band Edge - L	
	U-NII-2A_5.25-5.35_802.11BE EHT160_CH50_PC 20MHz,Loc 1_5250MHz	
ANT	CDD 1S4T	
Pol.	Vertical	Fundamental
Peak	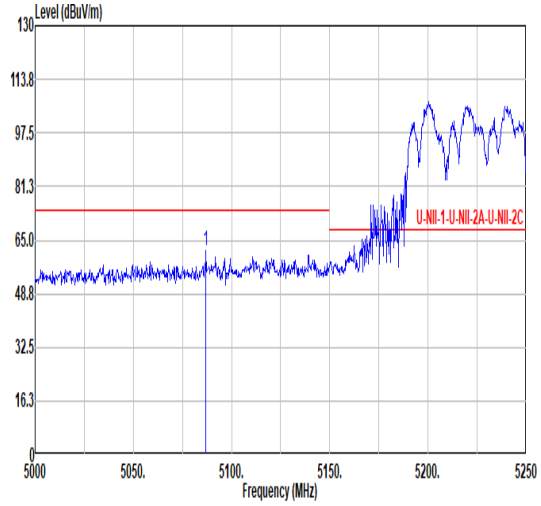 Freq Level Limit Line Margin Read Level Ant Factor Cable Loss Preamp Factor Aux Factor APos TPos Remark MHz dBuV/m dBuV/m dB dBuV dB/m dB dB dB cm deg 1 5087.00 61.75 74.00 -12.25 53.58 34.37 10.54 36.74 0.00 293 269 PEAK	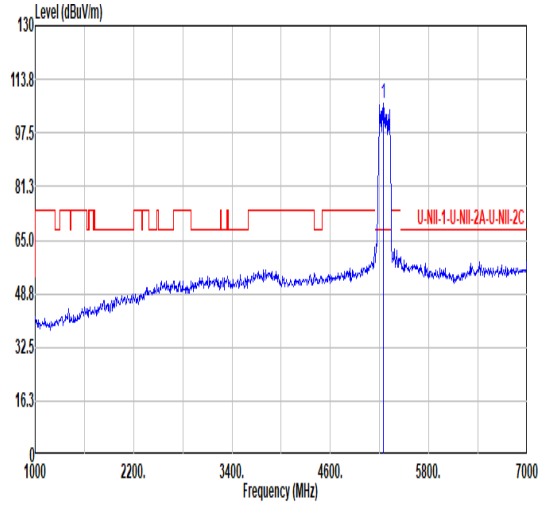 Freq Level Limit Line Margin Read Level Ant Factor Cable Loss Preamp Factor Aux Factor APos TPos Remark MHz dBuV/m dBuV/m dB dBuV dB/m dB dB dB cm deg 1 5250.00 106.45 ------ ------ 97.42 34.87 10.68 36.52 0.00 293 269 PEAK
Avg	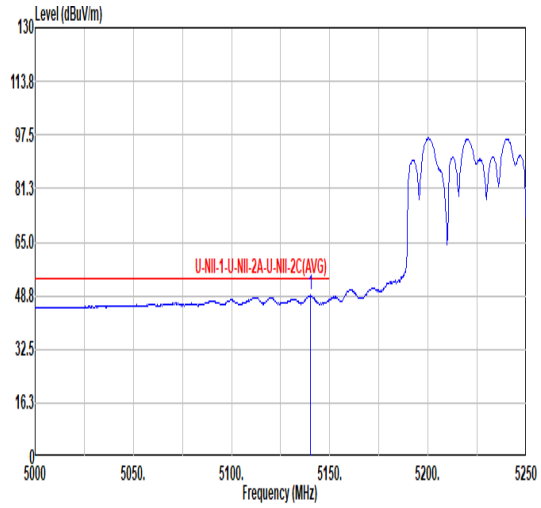 Freq Level Limit Line Margin Read Level Ant Factor Cable Loss Preamp Factor Aux Factor APos TPos Remark MHz dBuV/m dBuV/m dB dBuV dB/m dB dB dB cm deg 1 5140.25 48.82 54.00 -5.18 40.37 34.52 10.60 36.67 0.00 293 269 AVERAGE	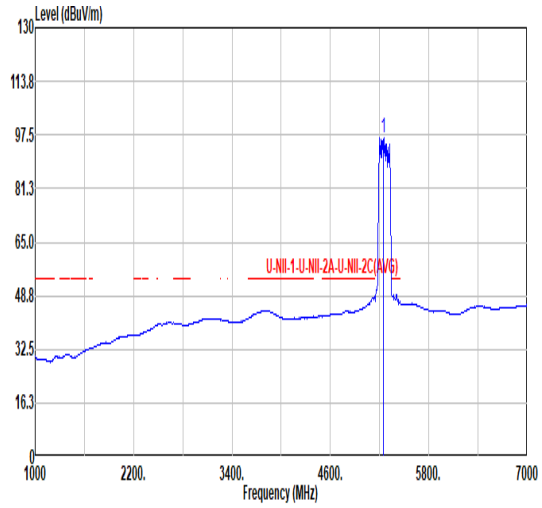 Freq Level Limit Line Margin Read Level Ant Factor Cable Loss Preamp Factor Aux Factor APos TPos Remark MHz dBuV/m dBuV/m dB dBuV dB/m dB dB dB cm deg 1 5250.00 96.54 ------ ------ 87.40 34.94 10.70 36.50 0.00 293 269 AVERAGE

Mode	24	
	Band Edge - R	
	U-NII-2A_5.25-5.35_802.11BE EHT160_CH50_PC 20MHz,Loc 1_5250MHz	
ANT	CDD 1S4T	
Pol.	Vertical	Fundamental
Peak	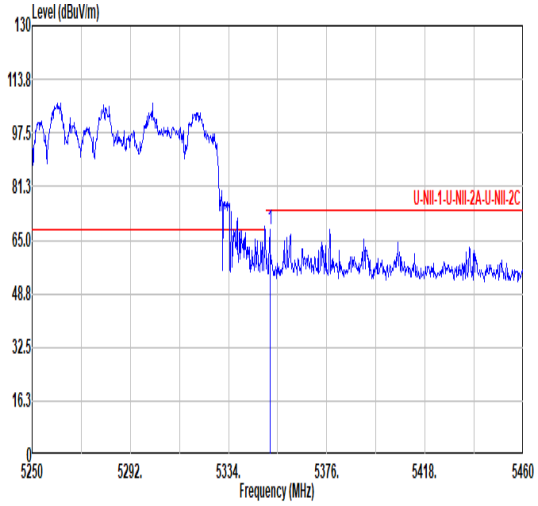 Freq Level Limit Line Margin Read Level Ant Factor Cable Loss Preamp Factor Aux Factor APos TPos Remark MHz dBuV/m dBuV/m dB dBuV dB/m dB dB dB cm deg 1 5351.64 68.39 74.00 -5.61 58.81 35.20 10.75 36.37 0.00 293 269 PEAK	Blank
Avg	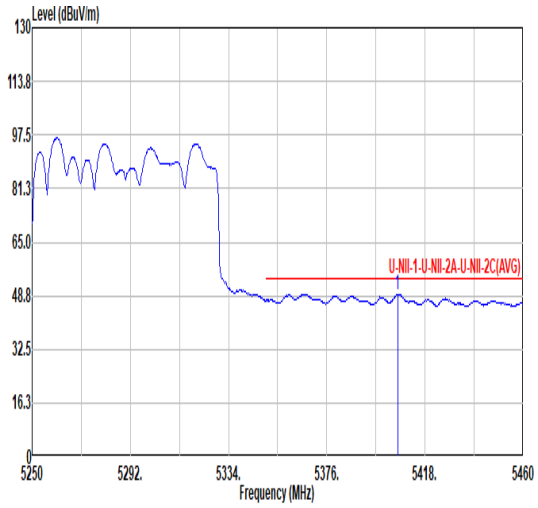 Freq Level Limit Line Margin Read Level Ant Factor Cable Loss Preamp Factor Aux Factor APos TPos Remark MHz dBuV/m dBuV/m dB dBuV dB/m dB dB dB cm deg 1 5406.24 49.29 54.00 -4.71 39.52 35.28 10.78 36.29 0.00 293 269 AVERAGE	Blank

Mode	25	
	Band Edge - L	
	U-NII-2A_5.25-5.35_802.11BE EHT160_CH50_PC 20MHz,Loc 8_5250MHz	
ANT	CDD 1S4T	
Pol.	Horizontal	Fundamental
Peak	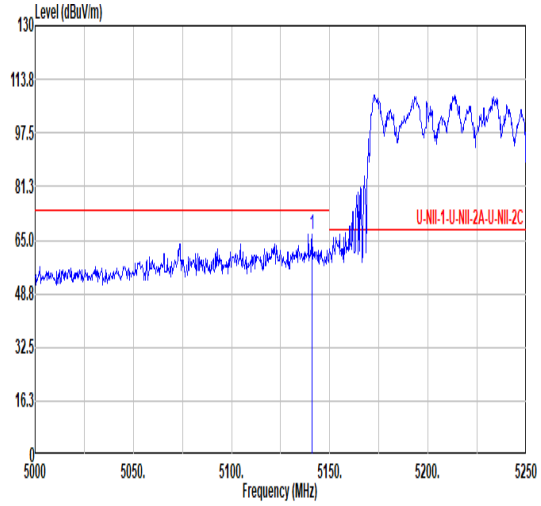 Freq Level Limit Line Margin Read Level Ant Factor Cable Loss Preamp Factor Aux Factor APos TPos Remark 1 5141.00 66.96 74.00 -7.04 58.51 34.52 10.60 36.67 0.00 125 332 PEAK	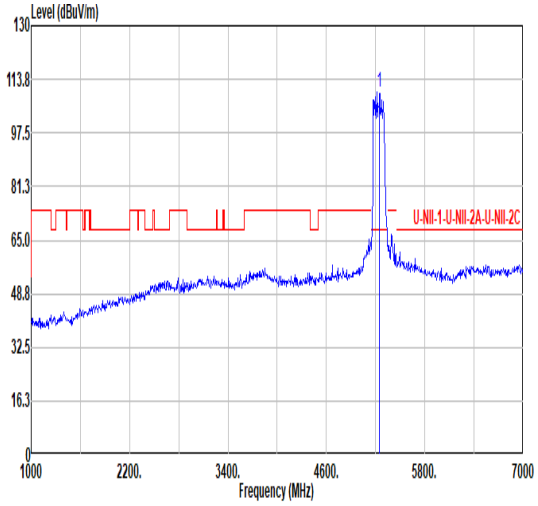 Freq Level Limit Line Margin Read Level Ant Factor Cable Loss Preamp Factor Aux Factor APos TPos Remark 1 5250.00 109.88 ------ ------ 101.03 34.75 10.67 36.57 0.00 125 332 PEAK
Avg	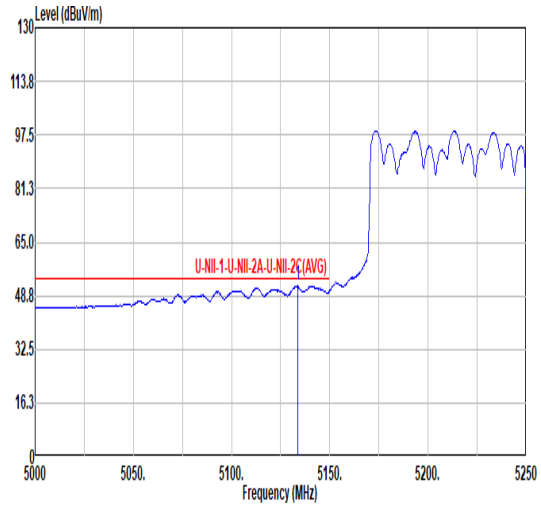 Freq Level Limit Line Margin Read Level Ant Factor Cable Loss Preamp Factor Aux Factor APos TPos Remark 1 5133.75 51.77 54.00 -2.23 43.36 34.50 10.59 36.68 0.00 125 332 AVERAGE	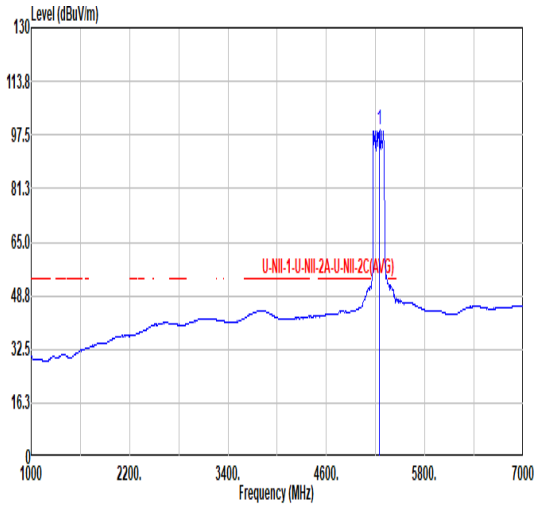 Freq Level Limit Line Margin Read Level Ant Factor Cable Loss Preamp Factor Aux Factor APos TPos Remark 1 5250.00 98.88 ------ ------ 89.78 34.92 10.69 36.51 0.00 125 332 AVERAGE

Mode	25	
	Band Edge - R	
	U-NII-2A_5.25-5.35_802.11BE EHT160_CH50_PC 20MHz,Loc 8_5250MHz	
ANT	CDD 1S4T	
Pol.	Horizontal	Fundamental
Peak	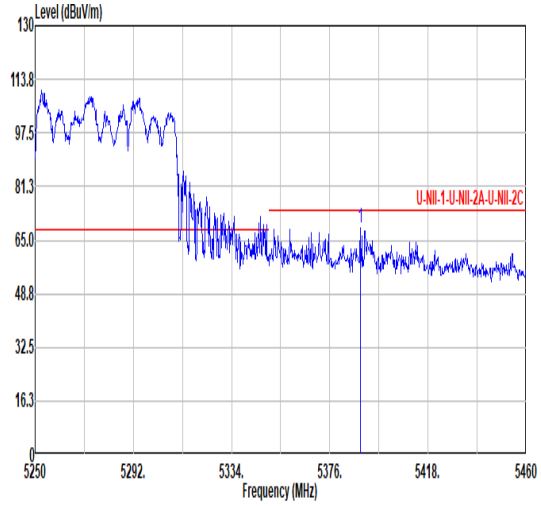 Freq Level Limit Line Margin Read Level Ant Factor Cable Loss Preamp Factor Aux Factor APos TPos Remark MHz dBuV/m dBuV/m dB dBuV dB/m dB dB dB cm deg 1 5389.02 68.47 74.00 -5.53 58.74 35.28 10.77 36.32 0.00 125 332 PEAK	Blank
Avg	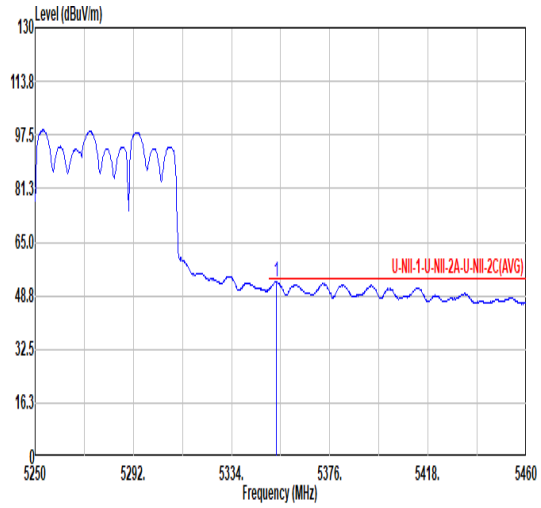 Freq Level Limit Line Margin Read Level Ant Factor Cable Loss Preamp Factor Aux Factor APos TPos Remark MHz dBuV/m dBuV/m dB dBuV dB/m dB dB dB cm deg 1 5353.11 53.04 54.00 -0.96 43.45 35.21 10.75 36.37 0.00 125 332 AVERAGE	Blank

Mode	25	
	Band Edge - L	
	U-NII-2A_5.25-5.35_802.11BE EHT160_CH50_PC 20MHz,Loc 8_5250MHz	
ANT	CDD 1S4T	
Pol.	Vertical	Fundamental
Peak	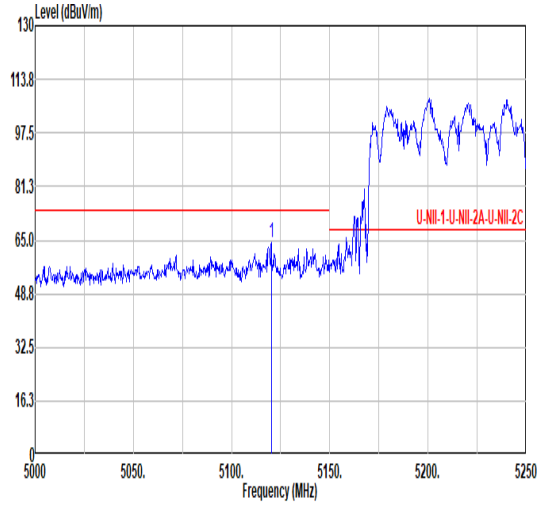 Freq Level Limit Line Margin Read Level Ant Factor Cable Loss Preamp Factor Aux Factor APos TPos Remark MHz dBuV/m dBuV/m dB dBuV dB/m dB dB dB cm deg 1 5120.25 64.14 74.00 -9.86 55.80 34.46 10.58 36.70 0.00 294 269 PEAK	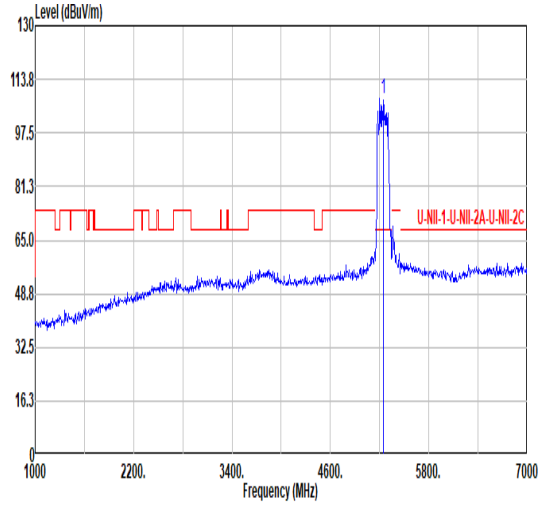 Freq Level Limit Line Margin Read Level Ant Factor Cable Loss Preamp Factor Aux Factor APos TPos Remark MHz dBuV/m dBuV/m dB dBuV dB/m dB dB dB cm deg 1 5250.00 107.96 ------ ------ 99.18 34.70 10.66 36.58 0.00 294 269 PEAK
Avg	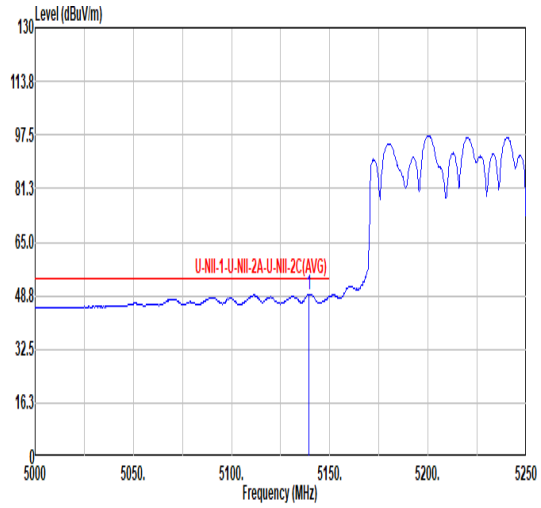 Freq Level Limit Line Margin Read Level Ant Factor Cable Loss Preamp Factor Aux Factor APos TPos Remark MHz dBuV/m dBuV/m dB dBuV dB/m dB dB dB cm deg 1 5139.25 49.13 54.00 -4.87 40.68 34.52 10.60 36.67 0.00 294 269 AVERAGE	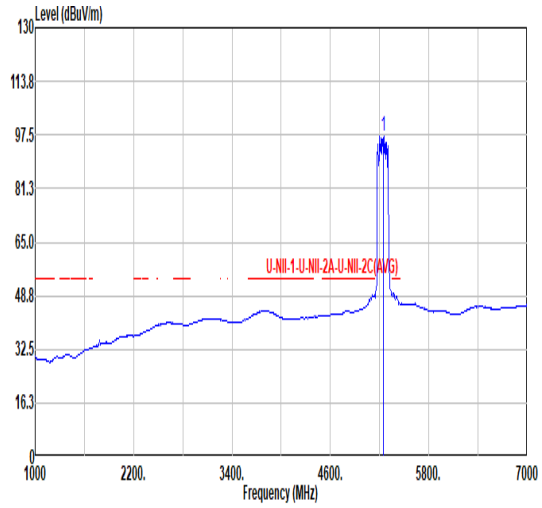 Freq Level Limit Line Margin Read Level Ant Factor Cable Loss Preamp Factor Aux Factor APos TPos Remark MHz dBuV/m dBuV/m dB dBuV dB/m dB dB dB cm deg 1 5250.00 97.25 ------ ------ 88.47 34.70 10.66 36.58 0.00 294 269 AVERAGE

Mode	25	
	Band Edge - R	
	U-NII-2A_5.25-5.35_802.11BE EHT160_CH50_PC 20MHz,Loc 8_5250MHz	
ANT	CDD 1S4T	
Pol.	Vertical	Fundamental
Peak	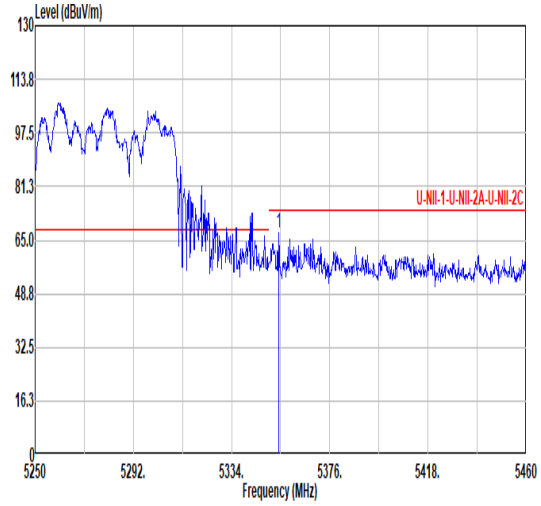 Freq Level Limit Line Margin Read Level Ant Factor Cable Loss Preamp Factor Aux Factor APos TPos Remark MHz dBuV/m dBuV/m dB dBuV dB/m dB dB dB cm deg 1 5354.16 67.38 74.00 -6.62 57.78 35.21 10.75 36.36 0.00 294 269 PEAK	Blank
Avg	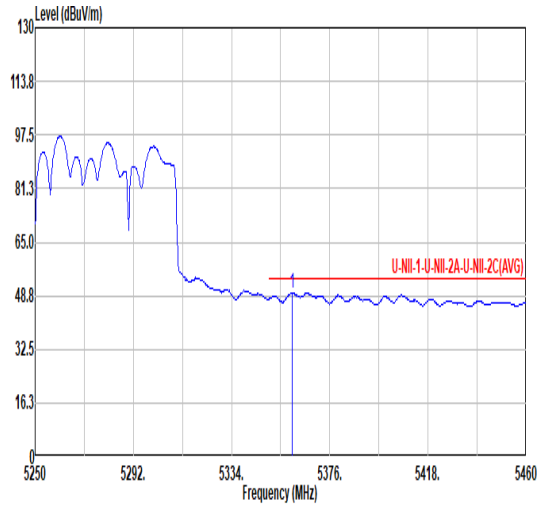 Freq Level Limit Line Margin Read Level Ant Factor Cable Loss Preamp Factor Aux Factor APos TPos Remark MHz dBuV/m dBuV/m dB dBuV dB/m dB dB dB cm deg 1 5359.83 49.72 54.00 -4.28 40.11 35.22 10.75 36.36 0.00 294 269 AVERAGE	Blank

Mode	26	
	Band Edge	
	U-NII-2C_5.47-5.725_802.11a_CH100_5500MHz	
ANT	CDD 1S4T	
Pol.	Horizontal	Fundamental
Peak	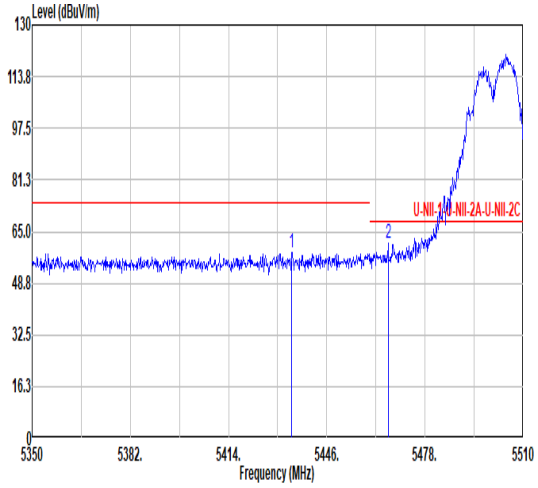 Freq Level Limit Line Margin Read Level Ant Factor Cable Loss Preamp Factor Aux Factor APos TPos Remark MHz dBuV/m dBuV/m dB dBuV dB/m dB dB dB cm deg 1 5434.64 58.52 74.00 -15.48 48.80 35.16 10.81 36.25 0.00 300 201 PEAK 2 5466.00 61.40 68.20 -6.80 51.72 35.04 10.85 36.21 0.00 300 201 PEAK	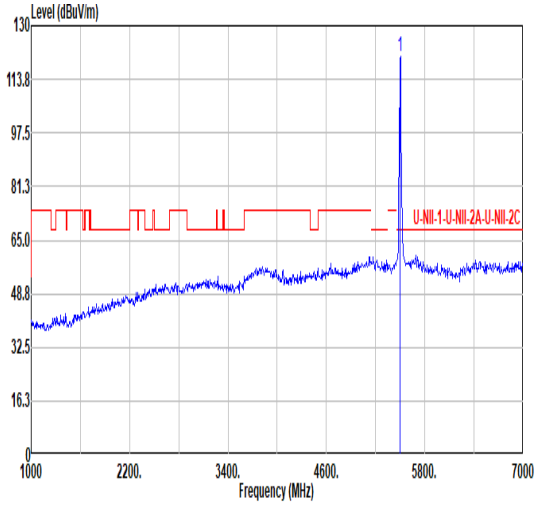 Freq Level Limit Line Margin Read Level Ant Factor Cable Loss Preamp Factor Aux Factor APos TPos Remark MHz dBuV/m dBuV/m dB dBuV dB/m dB dB dB cm deg 1 5500.00 120.75 ------ ------ 111.11 34.90 10.89 36.15 0.00 300 201 PEAK
Avg	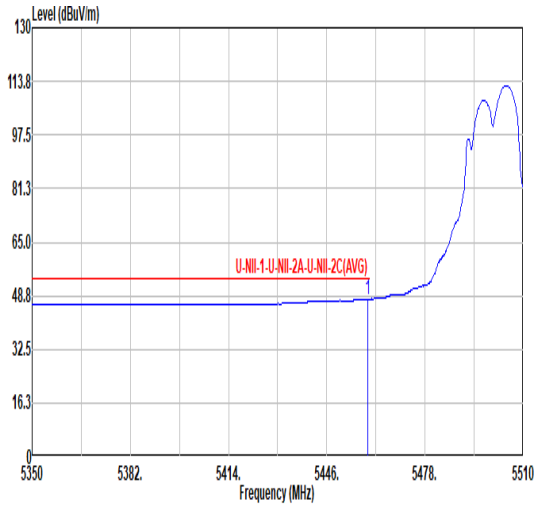 Freq Level Limit Line Margin Read Level Ant Factor Cable Loss Preamp Factor Aux Factor APos TPos Remark MHz dBuV/m dBuV/m dB dBuV dB/m dB dB dB cm deg 1 5459.44 47.78 54.00 -6.22 38.10 35.06 10.84 36.22 0.00 300 201 AVERAGE	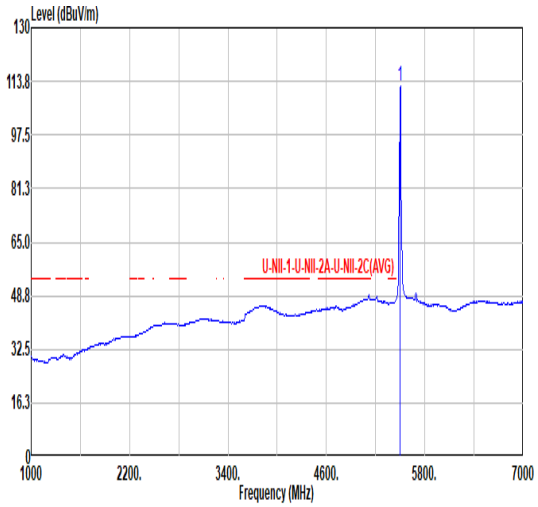 Freq Level Limit Line Margin Read Level Ant Factor Cable Loss Preamp Factor Aux Factor APos TPos Remark MHz dBuV/m dBuV/m dB dBuV dB/m dB dB dB cm deg 1 5500.00 112.51 ------ ------ 102.87 34.90 10.89 36.15 0.00 300 201 AVERAGE

Mode	26	
	Band Edge	
	U-NII-2C_5.47-5.725_802.11a_CH100_5500MHz	
ANT	CDD 1S4T	
Pol.	Vertical	Fundamental
Peak	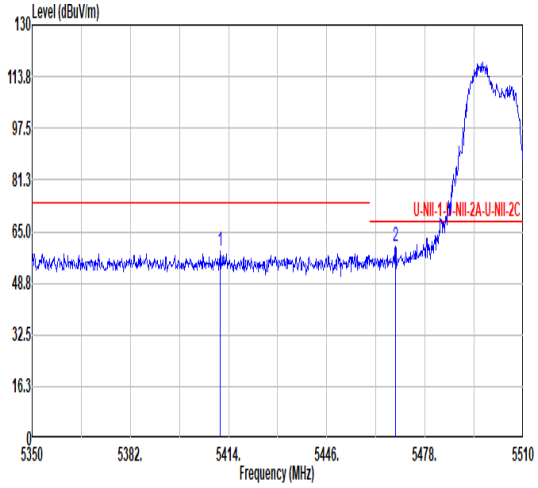 Freq Level Limit Line Margin Read Level Ant Factor Cable Loss Preamp Factor Aux Factor APos TPos Remark MHz dBuV/m dBuV/m dB dBuV dB/m dB dB dB cm deg 1 5411.28 58.77 74.00 -15.23 49.02 35.25 10.78 36.28 0.00 297 4 PEAK 2 5468.40 60.10 68.20 -8.10 50.42 35.03 10.85 36.20 0.00 297 4 PEAK	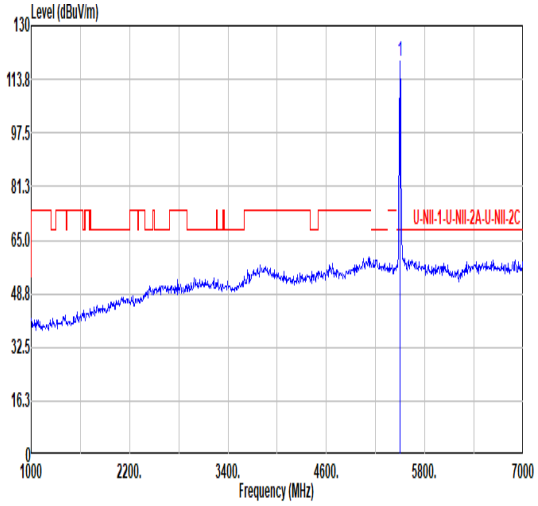 Freq Level Limit Line Margin Read Level Ant Factor Cable Loss Preamp Factor Aux Factor APos TPos Remark MHz dBuV/m dBuV/m dB dBuV dB/m dB dB dB cm deg 1 5500.00 119.26 ------ ------ 109.63 34.92 10.88 36.17 0.00 297 4 PEAK
Avg	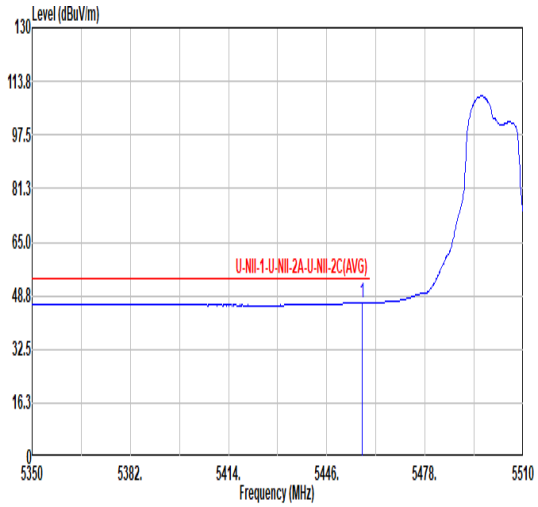 Freq Level Limit Line Margin Read Level Ant Factor Cable Loss Preamp Factor Aux Factor APos TPos Remark MHz dBuV/m dBuV/m dB dBuV dB/m dB dB dB cm deg 1 5457.52 46.64 54.00 -7.36 36.95 35.07 10.84 36.22 0.00 297 4 AVERAGE	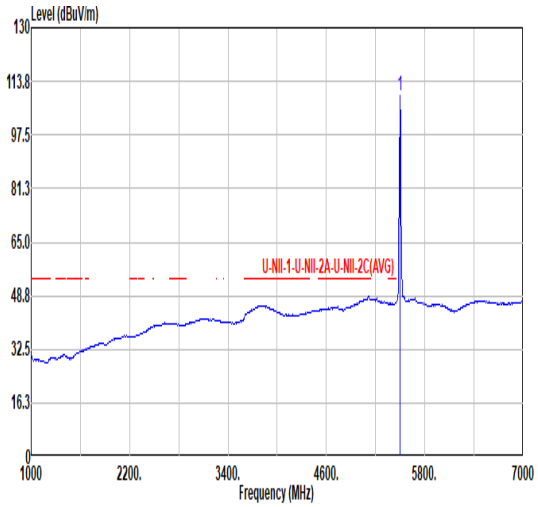 Freq Level Limit Line Margin Read Level Ant Factor Cable Loss Preamp Factor Aux Factor APos TPos Remark MHz dBuV/m dBuV/m dB dBuV dB/m dB dB dB cm deg 1 5500.00 109.50 ------ ------ 99.87 34.92 10.88 36.17 0.00 297 4 AVERAGE

Mode	26	
	Harmonic	
	U-NII-2C_5.47-5.725_802.11a_CH100_5500MHz	
ANT	CDD 1S4T	
Pol.	Horizontal	Vertical
Peak Avg	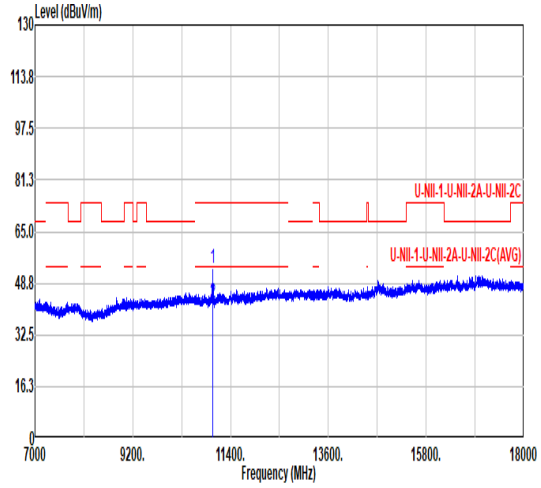 Freq Level Limit Line Margin Read Level Ant Factor Cable Loss Preamp Factor Aux Factor APos TPos Remark MHz dBuV/m dBuV/m dB dBuV dB/m dB dB dB cm deg 1 11000.00 53.53 74.00 -20.47 66.30 37.80 16.04 66.61 0.00 117 19 PEAK 2 11000.00 42.53 54.00 -11.47 55.30 37.80 16.04 66.61 0.00 117 19 AVERAGE	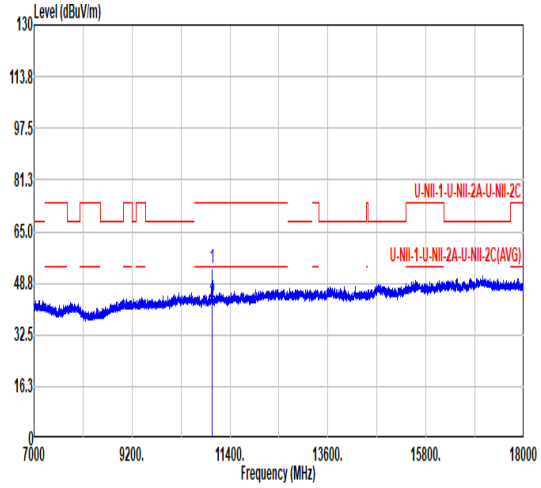 Freq Level Limit Line Margin Read Level Ant Factor Cable Loss Preamp Factor Aux Factor APos TPos Remark MHz dBuV/m dBuV/m dB dBuV dB/m dB dB dB cm deg 1 11000.00 53.62 74.00 -20.38 66.39 37.80 16.04 66.61 0.00 232 360 PEAK 2 11000.00 42.70 54.00 -11.30 55.47 37.80 16.04 66.61 0.00 232 360 AVERAGE

Mode	27	
	Band Edge - L	
	U-NII-2C_5.47-5.725_802.11a_CH116_5580MHz	
ANT	CDD 1S4T	
Pol.	Horizontal	Fundamental
Peak	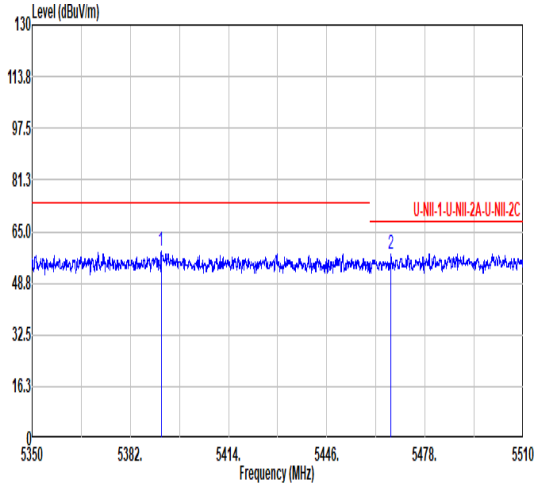 Freq Level Limit Line Margin Read Level Ant Factor Cable Loss Preamp Factor Aux Factor APos TPos Remark MHz dBuV/m dBuV/m dB dBuV dB/m dB dB dB cm deg 1 5392.01 58.67 74.00 -15.33 48.93 35.28 10.77 36.31 0.00 308 197 PEAK 2 5466.88 57.92 68.20 -10.28 48.25 35.03 10.85 36.21 0.00 308 197 PEAK	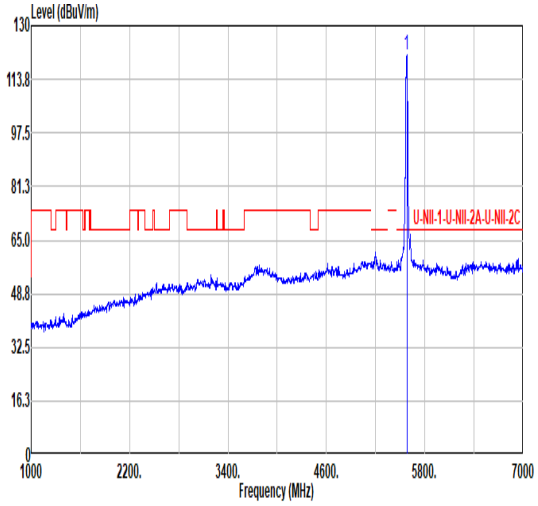 Freq Level Limit Line Margin Read Level Ant Factor Cable Loss Preamp Factor Aux Factor APos TPos Remark MHz dBuV/m dBuV/m dB dBuV dB/m dB dB dB cm deg 1 5580.00 120.97 ------ ------ 111.13 34.90 10.98 36.04 0.00 308 197 PEAK
Avg	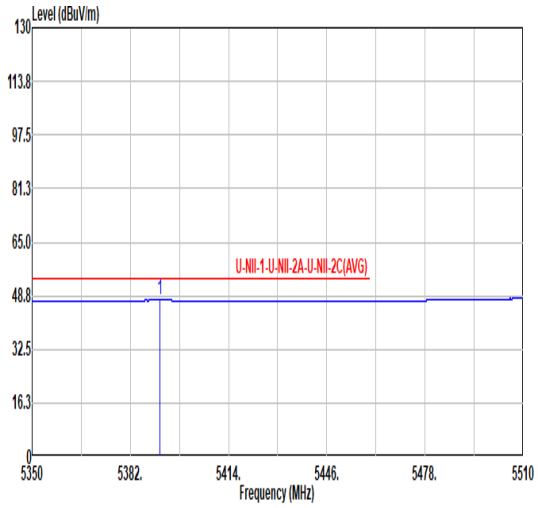 Freq Level Limit Line Margin Read Level Ant Factor Cable Loss Preamp Factor Aux Factor APos TPos Remark MHz dBuV/m dBuV/m dB dBuV dB/m dB dB dB cm deg 1 5391.66 47.73 54.00 -6.27 37.99 35.28 10.77 36.31 0.00 308 197 AVERAGE	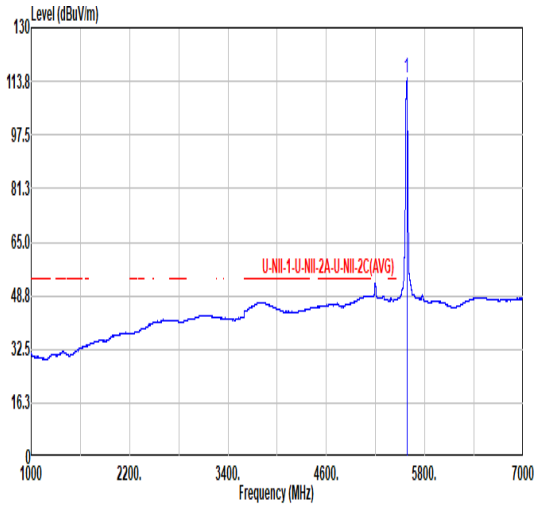 Freq Level Limit Line Margin Read Level Ant Factor Cable Loss Preamp Factor Aux Factor APos TPos Remark MHz dBuV/m dBuV/m dB dBuV dB/m dB dB dB cm deg 1 5580.00 114.71 ------ ------ 104.87 34.90 10.98 36.04 0.00 308 197 AVERAGE

Mode	27	
	Band Edge - R	
	U-NII-2C_5.47-5.725_802.11a_CH116_5580MHz	
ANT	CDD 1S4T	
Pol.	Horizontal	Fundamental
Peak	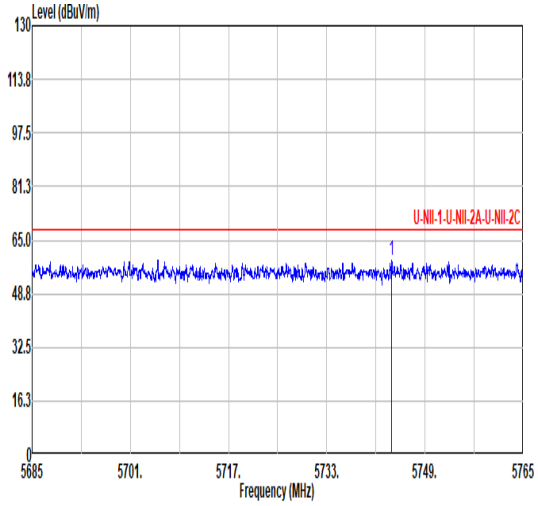 Freq Level Limit Line Margin Read Level Ant Factor Cable Loss Preamp Factor Aux Factor APos TPos Remark MHz dBuV/m dBuV/m dB dBuV dB/m dB dB dB cm deg 1 5743.60 58.64 68.20 -9.56 50.00 35.03 11.20 37.59 0.00 308 197 PEAK	Blank

Mode	27	
	Band Edge - L	
	U-NII-2C_5.47-5.725_802.11a_CH116_5580MHz	
ANT	CDD 1S4T	
Pol.	Vertical	Fundamental
Peak	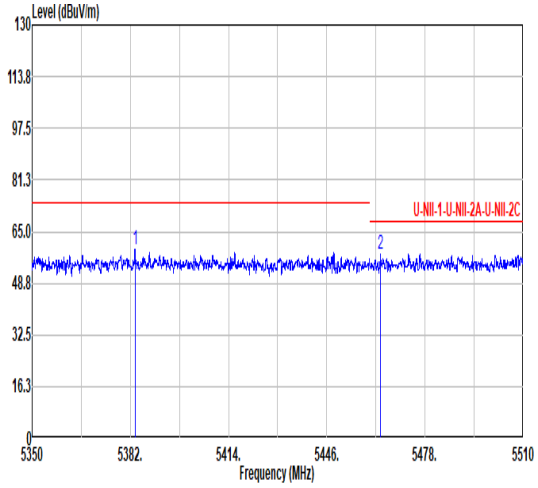 Freq Level Limit Line Margin Read Level Ant Factor Cable Loss Preamp Factor Aux Factor APos TPos Remark MHz dBuV/m dBuV/m dB dBuV dB/m dB dB dB cm deg 1 5383.51 59.35 74.00 -14.65 49.63 35.27 10.77 36.32 0.00 339 0 PEAK 2 5463.52 57.70 68.20 -10.50 48.02 35.05 10.84 36.21 0.00 339 0 PEAK	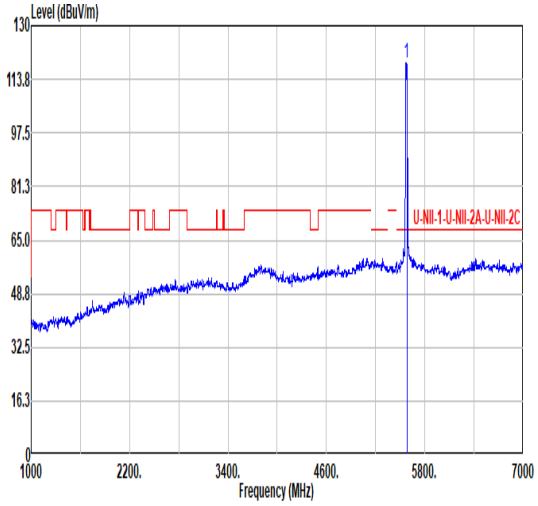 Freq Level Limit Line Margin Read Level Ant Factor Cable Loss Preamp Factor Aux Factor APos TPos Remark MHz dBuV/m dBuV/m dB dBuV dB/m dB dB dB cm deg 1 5580.00 118.83 ------ ------ 109.01 34.90 10.97 36.05 0.00 339 0 PEAK
Avg	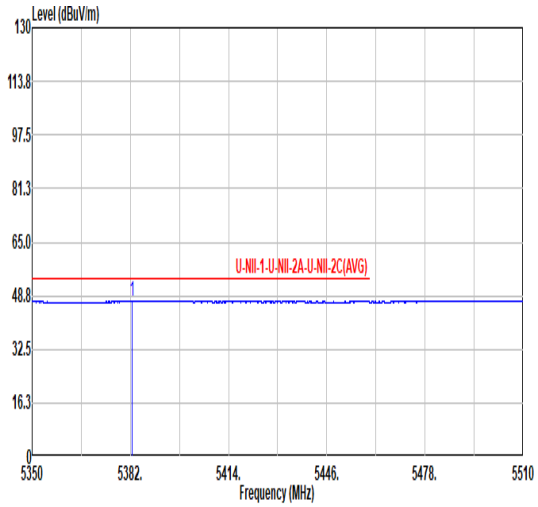 Freq Level Limit Line Margin Read Level Ant Factor Cable Loss Preamp Factor Aux Factor APos TPos Remark MHz dBuV/m dBuV/m dB dBuV dB/m dB dB dB cm deg 1 5382.53 47.30 54.00 -6.70 37.58 35.27 10.77 36.32 0.00 339 0 AVERAGE	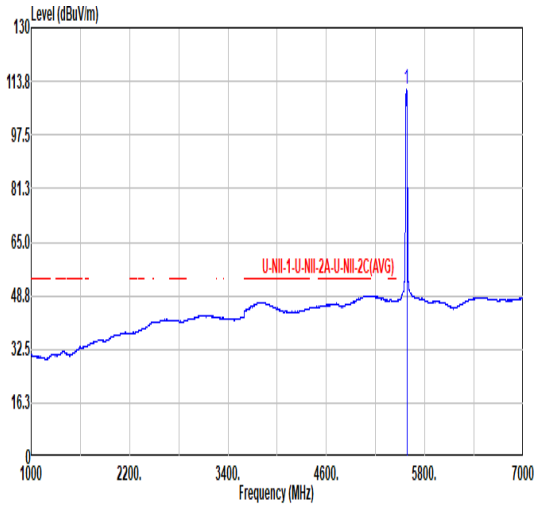 Freq Level Limit Line Margin Read Level Ant Factor Cable Loss Preamp Factor Aux Factor APos TPos Remark MHz dBuV/m dBuV/m dB dBuV dB/m dB dB dB cm deg 1 5580.00 111.28 ------ ------ 101.46 34.90 10.97 36.05 0.00 339 0 AVERAGE

Mode	27	
	Band Edge - R	
	U-NII-2C_5.47-5.725_802.11a_CH116_5580MHz	
ANT	CDD 1S4T	
Pol.	Vertical	Fundamental
Peak	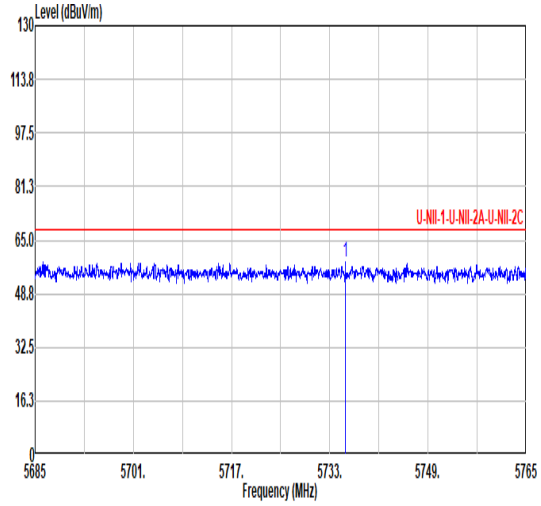 Freq Level Limit Line Margin Read Level Ant Factor Cable Loss Preamp Factor Aux Factor APos TPos Remark MHz dBuV/m dBuV/m dB dBuV dB/m dB dB dB cm deg 1 5735.52 58.60 68.20 -9.60 49.86 35.01 11.19 37.46 0.00 339 0 PEAK	Blank

Mode	27	
	Harmonic	
	U-NII-2C_5.47-5.725_802.11a_CH116_5580MHz	
ANT	CDD 1S4T	
Pol.	Horizontal	Vertical
Peak Avg	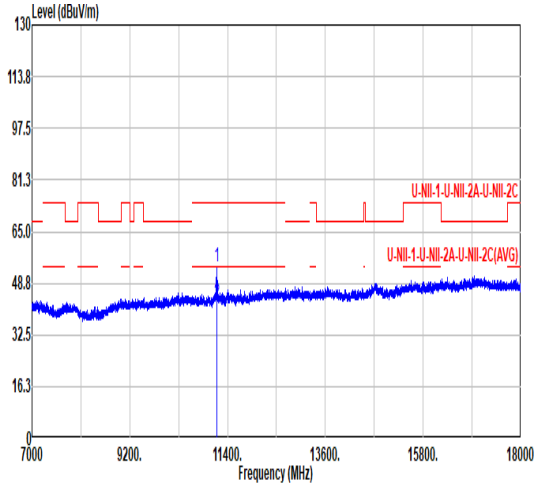 Freq Level Limit Line Margin Read Level Ant Factor Cable Loss Preamp Factor Aux Factor APos TPos Remark MHz dBuV/m dBuV/m dB dBuV dB/m dB dB dB cm deg 1 11160.00 54.10 74.00 -19.90 66.49 37.98 16.15 66.52 0.00 100 30 PEAK 2 11160.00 42.53 54.00 -11.47 54.94 37.97 16.14 66.52 0.00 100 30 AVERAGE	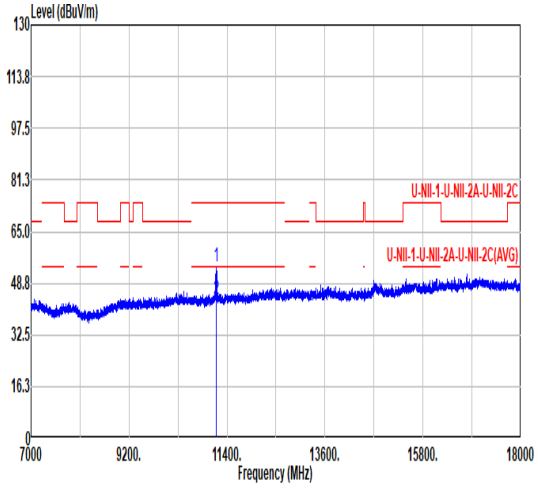 Freq Level Limit Line Margin Read Level Ant Factor Cable Loss Preamp Factor Aux Factor APos TPos Remark MHz dBuV/m dBuV/m dB dBuV dB/m dB dB dB cm deg 1 11160.00 53.95 74.00 -20.05 66.34 37.98 16.15 66.52 0.00 121 360 PEAK 2 11160.00 43.73 54.00 -10.27 56.11 37.98 16.15 66.51 0.00 121 360 AVERAGE

Mode	28	
	Band Edge	
	U-NII-2C_5.47-5.725_802.11a_CH140_5700MHz	
ANT	CDD 1S4T	
Pol.	Horizontal	Fundamental
Peak	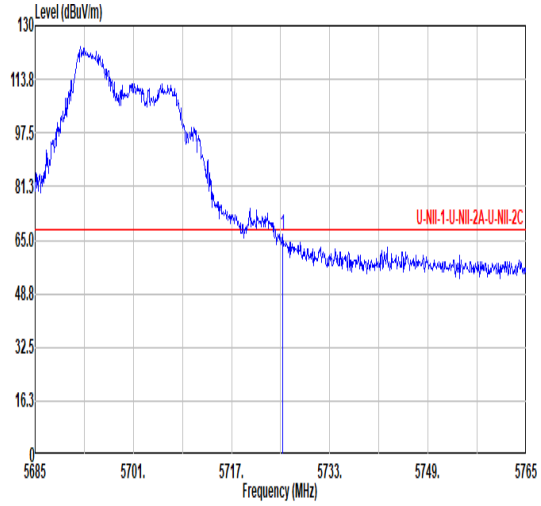 Freq Level Limit Line Margin Read Level Ant Factor Cable Loss Preamp Factor Aux Factor APos TPos Remark MHz dBuV/m dBuV/m dB dBuV dB/m dB dB dB cm deg 1 5725.32 66.52 68.20 -1.68 57.66 34.98 11.18 37.30 0.00 289 314 PEAK	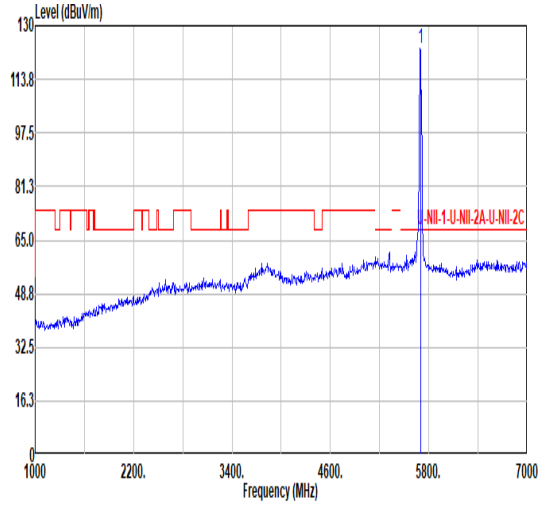 Freq Level Limit Line Margin Read Level Ant Factor Cable Loss Preamp Factor Aux Factor APos TPos Remark MHz dBuV/m dBuV/m dB dBuV dB/m dB dB dB cm deg 1 5700.00 123.30 ------ ------ 114.05 34.90 11.13 36.78 0.00 289 314 PEAK
Avg	Blank	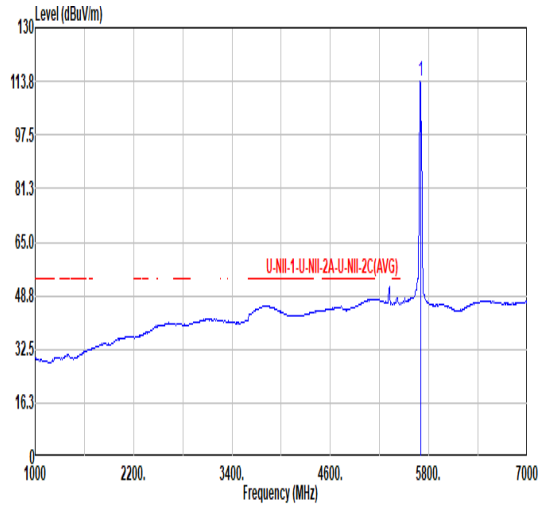 Freq Level Limit Line Margin Read Level Ant Factor Cable Loss Preamp Factor Aux Factor APos TPos Remark MHz dBuV/m dBuV/m dB dBuV dB/m dB dB dB cm deg 1 5700.00 113.70 ------ ------ 104.45 34.90 11.13 36.78 0.00 289 314 AVERAGE

Mode	28	
	Band Edge	
	U-NII-2C_5.47-5.725_802.11a_CH140_5700MHz	
ANT	CDD 1S4T	
Pol.	Vertical	Fundamental
Peak	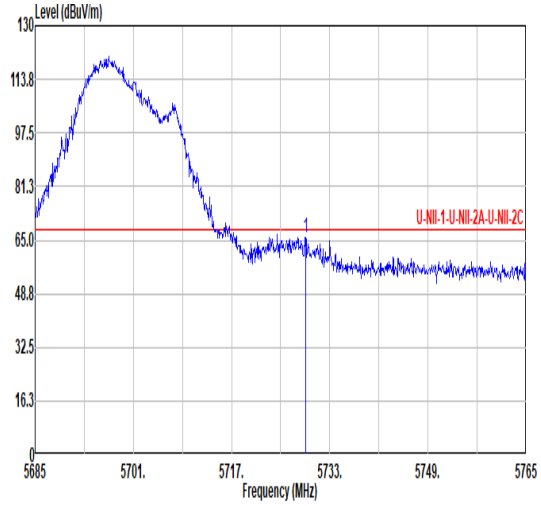 Freq Level Limit Line Margin Read Level Ant Factor Cable Loss Preamp Factor Aux Factor APos TPos Remark MHz dBuV/m dBuV/m dB dBuV dB/m dB dB dB cm deg 1 5729.08 65.95 68.20 -2.25 57.14 34.99 11.18 37.36 0.00 340 0 PEAK	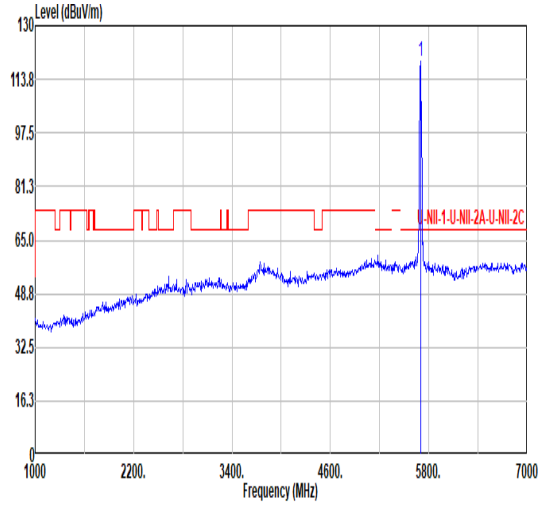 Freq Level Limit Line Margin Read Level Ant Factor Cable Loss Preamp Factor Aux Factor APos TPos Remark MHz dBuV/m dBuV/m dB dBuV dB/m dB dB dB cm deg 1 5700.00 119.08 ------ ------ 109.91 34.90 11.14 36.87 0.00 340 0 PEAK
Avg	Blank	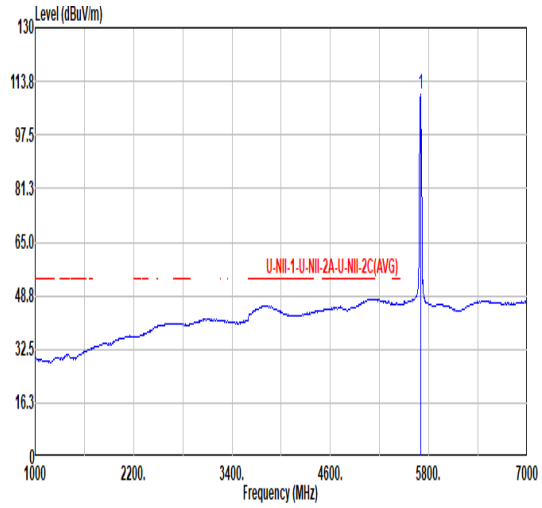 Freq Level Limit Line Margin Read Level Ant Factor Cable Loss Preamp Factor Aux Factor APos TPos Remark MHz dBuV/m dBuV/m dB dBuV dB/m dB dB dB cm deg 1 5700.00 109.93 ------ ------ 100.76 34.90 11.14 36.87 0.00 340 0 AVERAGE

Mode	28	
	Harmonic	
	U-NII-2C_5.47-5.725_802.11a_CH140_5700MHz	
ANT	CDD 1S4T	
Pol.	Horizontal	Vertical
Peak Avg	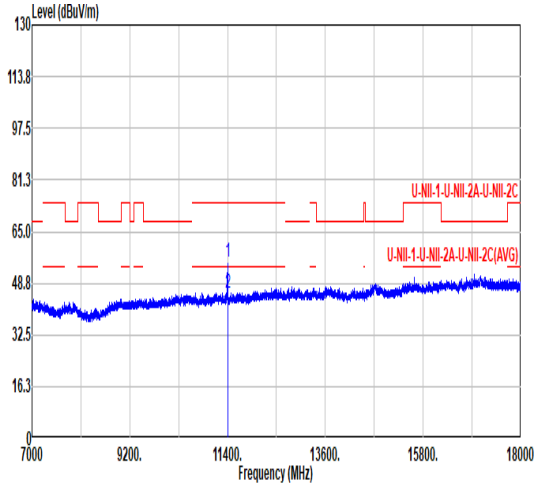 Freq Level Limit Line Margin Read Level Ant Factor Cable Loss Preamp Factor Aux Factor APos TPos Remark MHz dBuV/m dBuV/m dB dBuV dB/m dB dB dB cm deg 1 11400.00 55.34 74.00 -18.66 67.19 38.24 16.30 66.39 0.00 272 148 PEAK 2 11400.00 45.45 54.00 -8.55 57.30 38.24 16.30 66.39 0.00 272 148 AVERAGE	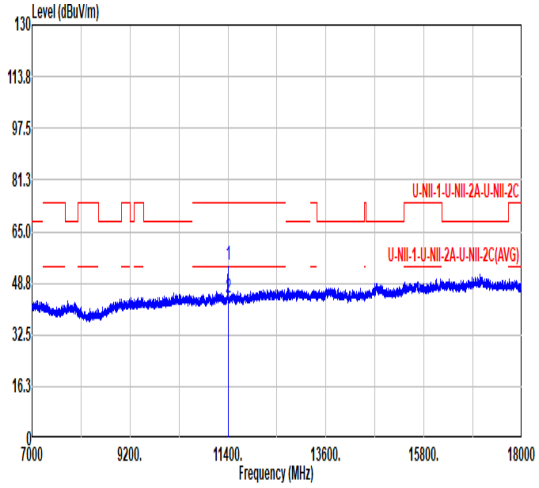 Freq Level Limit Line Margin Read Level Ant Factor Cable Loss Preamp Factor Aux Factor APos TPos Remark MHz dBuV/m dBuV/m dB dBuV dB/m dB dB dB cm deg 1 11400.00 54.53 74.00 -19.47 66.38 38.24 16.30 66.39 0.00 309 160 PEAK 2 11400.00 43.98 54.00 -10.02 55.83 38.24 16.30 66.39 0.00 309 160 AVERAGE

Mode	29	
	Band Edge	
	U-NII-2C_5.47-5.725_802.11BE EHT20_CH100_5500MHz	
ANT	CDD 1S4T	
Pol.	Horizontal	Fundamental
Peak	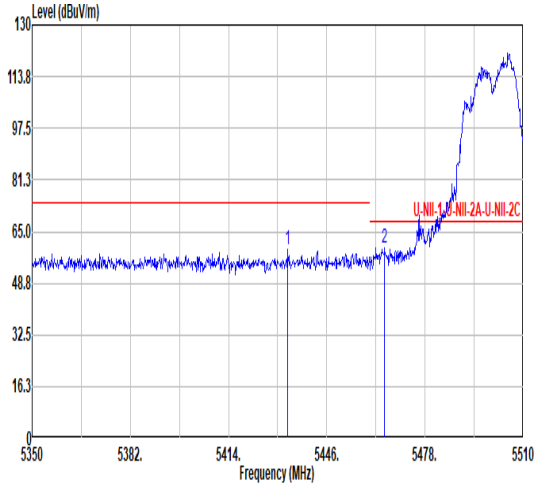 Freq Level Limit Line Margin Read Level Ant Factor Cable Loss Preamp Factor Aux Factor APos TPos Remark MHz dBuV/m dBuV/m dB dBuV dB/m dB dB dB cm deg 1 5433.20 59.38 74.00 -14.62 49.65 35.17 10.81 36.25 0.00 300 198 PEAK 2 5464.88 59.83 68.20 -8.37 50.15 35.04 10.85 36.21 0.00 300 198 PEAK	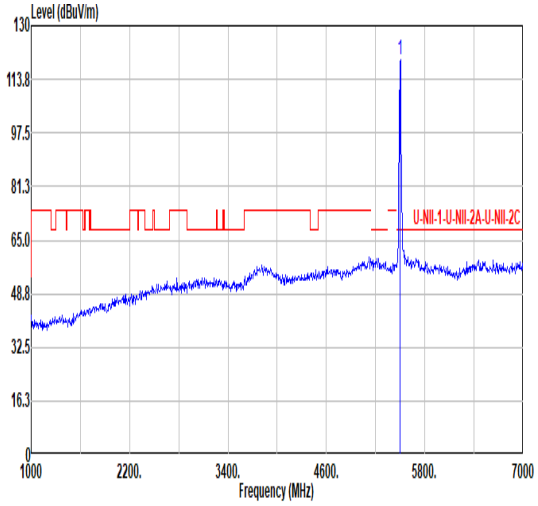 Freq Level Limit Line Margin Read Level Ant Factor Cable Loss Preamp Factor Aux Factor APos TPos Remark MHz dBuV/m dBuV/m dB dBuV dB/m dB dB dB cm deg 1 5500.00 119.58 ------ ------ 109.94 34.90 10.89 36.15 0.00 300 198 PEAK
Avg	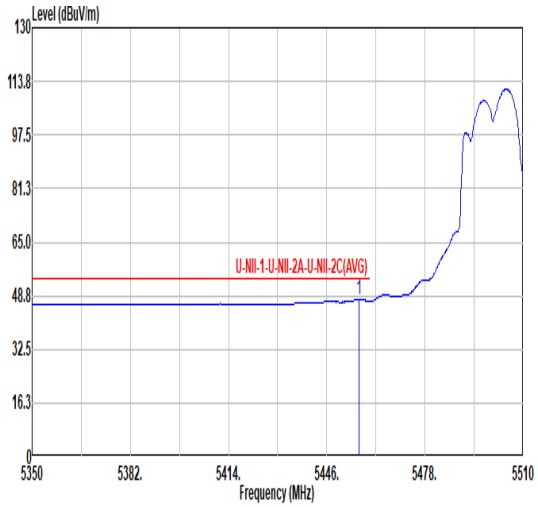 Freq Level Limit Line Margin Read Level Ant Factor Cable Loss Preamp Factor Aux Factor APos TPos Remark MHz dBuV/m dBuV/m dB dBuV dB/m dB dB dB cm deg 1 5456.40 47.59 54.00 -6.41 37.90 35.07 10.84 36.22 0.00 300 198 AVERAGE	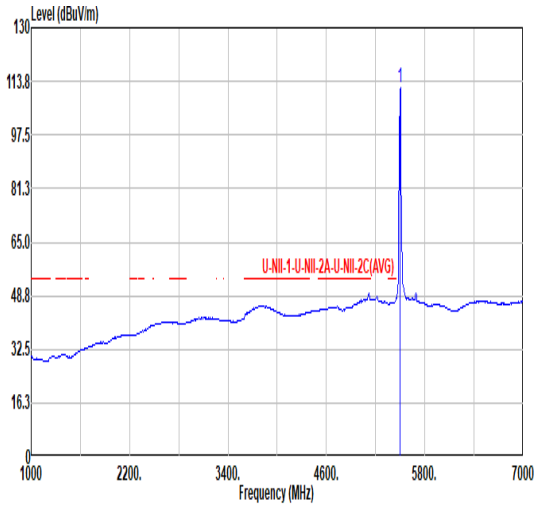 Freq Level Limit Line Margin Read Level Ant Factor Cable Loss Preamp Factor Aux Factor APos TPos Remark MHz dBuV/m dBuV/m dB dBuV dB/m dB dB dB cm deg 1 5500.00 111.66 ------ ------ 102.02 34.90 10.89 36.15 0.00 300 198 AVERAGE

Mode	29	
	Band Edge	
	U-NII-2C_5.47-5.725_802.11BE EHT20_CH100_5500MHz	
ANT	CDD 1S4T	
Pol.	Vertical	Fundamental
Peak	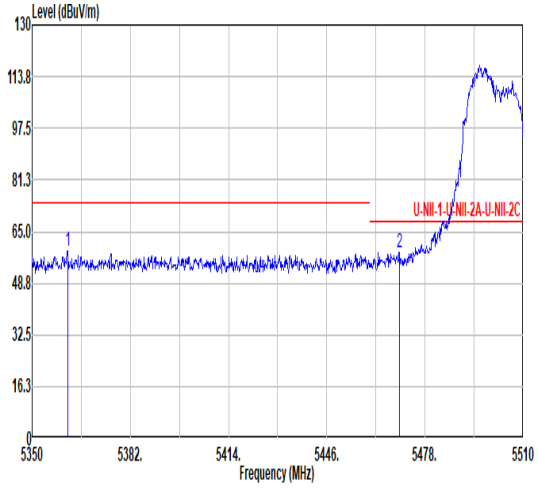 Freq Level Limit Line Margin Read Level Ant Factor Cable Loss Preamp Factor Aux Factor APos TPos Remark MHz dBuV/m dBuV/m dB dBuV dB/m dB dB dB cm deg 1 5361.52 58.92 74.00 -15.08 49.30 35.22 10.75 36.35 0.00 296 5 PEAK 2 5469.68 58.49 68.20 -9.71 48.82 35.02 10.85 36.20 0.00 296 5 PEAK	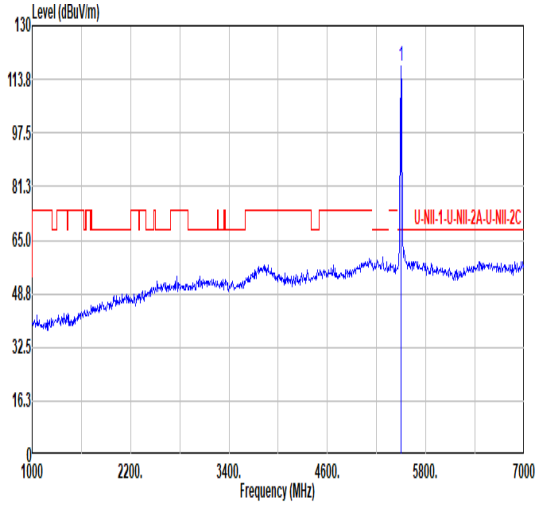 Freq Level Limit Line Margin Read Level Ant Factor Cable Loss Preamp Factor Aux Factor APos TPos Remark MHz dBuV/m dBuV/m dB dBuV dB/m dB dB dB cm deg 1 5500.00 117.73 ------ ------ 108.10 34.92 10.88 36.17 0.00 296 5 PEAK
Avg	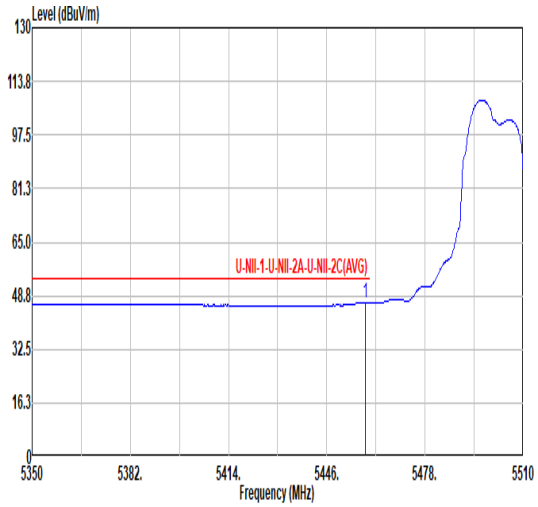 Freq Level Limit Line Margin Read Level Ant Factor Cable Loss Preamp Factor Aux Factor APos TPos Remark MHz dBuV/m dBuV/m dB dBuV dB/m dB dB dB cm deg 1 5458.64 46.56 54.00 -7.44 36.87 35.07 10.84 36.22 0.00 296 5 AVERAGE	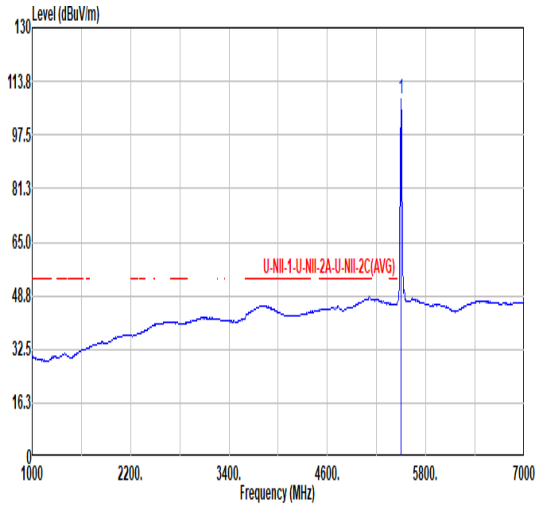 Freq Level Limit Line Margin Read Level Ant Factor Cable Loss Preamp Factor Aux Factor APos TPos Remark MHz dBuV/m dBuV/m dB dBuV dB/m dB dB dB cm deg 1 5500.00 108.51 ------ ------ 98.88 34.90 10.89 36.16 0.00 296 5 AVERAGE

Mode	29	
	Harmonic	
	U-NII-2C_5.47-5.725_802.11BE EHT20_CH100_5500MHz	
ANT	CDD 1S4T	
Pol.	Horizontal	Vertical
Peak Avg	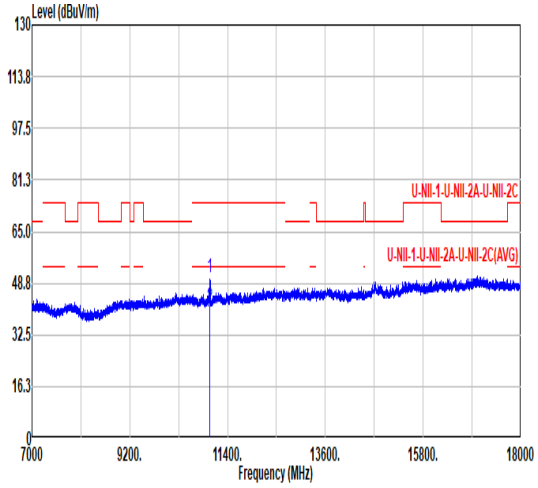 Freq Level Limit Line Margin Read Level Ant Factor Cable Loss Preamp Factor Aux Factor APos TPos Remark MHz dBuV/m dBuV/m dB dBuV dB/m dB dB dB cm deg 1 11000.00 50.57 74.00 -23.43 63.34 37.80 16.04 66.61 0.00 100 285 PEAK 2 11000.00 41.24 54.00 -12.76 54.01 37.80 16.04 66.61 0.00 100 285 AVERAGE	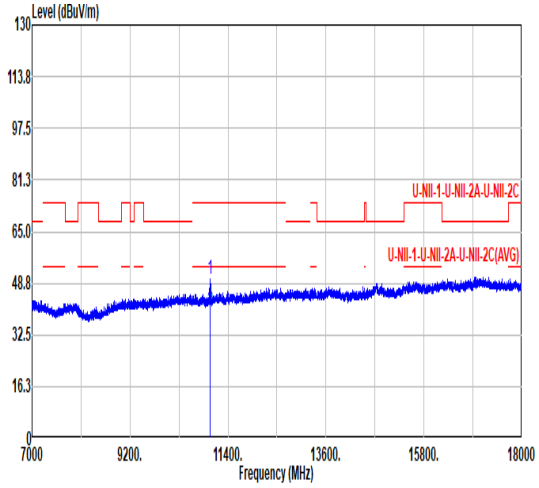 Freq Level Limit Line Margin Read Level Ant Factor Cable Loss Preamp Factor Aux Factor APos TPos Remark MHz dBuV/m dBuV/m dB dBuV dB/m dB dB dB cm deg 1 11000.00 49.89 74.00 -24.11 62.66 37.80 16.04 66.61 0.00 101 200 PEAK 2 11000.00 40.16 54.00 -13.84 52.93 37.80 16.04 66.61 0.00 101 200 AVERAGE

Mode	30	
	Band Edge - L	
	U-NII-2C_5.47-5.725_802.11BE EHT20_CH116_5580MHz	
ANT	CDD 1S4T	
Pol.	Horizontal	Fundamental
Peak	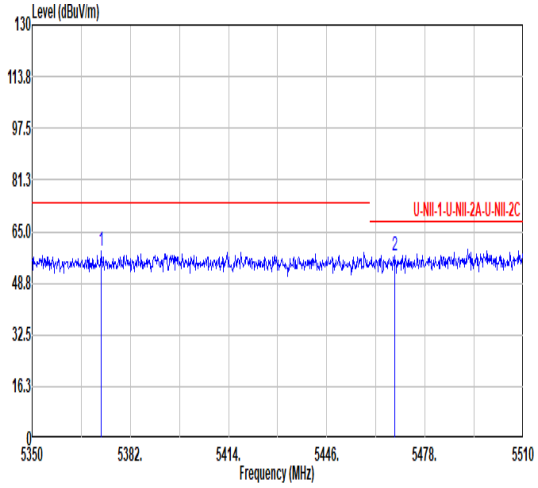 Freq Level Limit Line Margin Read Level Ant Factor Cable Loss Preamp Factor Aux Factor APos TPos Remark MHz dBuV/m dBuV/m dB dBuV dB/m dB dB dB cm deg 1 5372.40 59.08 74.00 -14.92 49.42 35.24 10.76 36.34 0.00 327 200 PEAK 2 5468.24 57.58 68.20 -10.62 47.90 35.03 10.85 36.20 0.00 327 200 PEAK	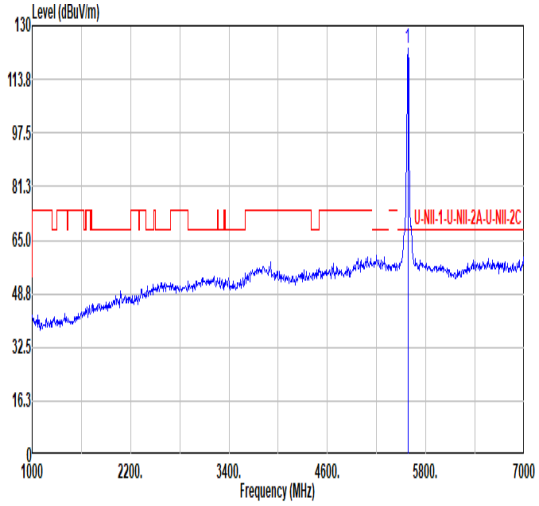 Freq Level Limit Line Margin Read Level Ant Factor Cable Loss Preamp Factor Aux Factor APos TPos Remark MHz dBuV/m dBuV/m dB dBuV dB/m dB dB dB cm deg 1 5580.00 122.97 ------ ------ 113.13 34.90 10.98 36.04 0.00 327 200 PEAK
Avg	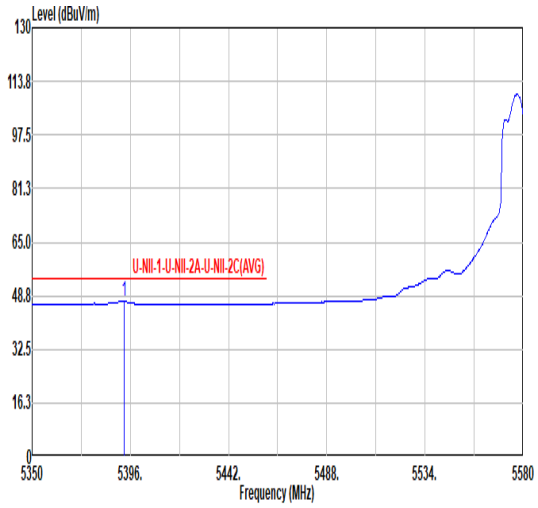 Freq Level Limit Line Margin Read Level Ant Factor Cable Loss Preamp Factor Aux Factor APos TPos Remark MHz dBuV/m dBuV/m dB dBuV dB/m dB dB dB cm deg 1 5393.01 46.97 54.00 -7.03 37.22 35.29 10.77 36.31 0.00 327 200 AVERAGE	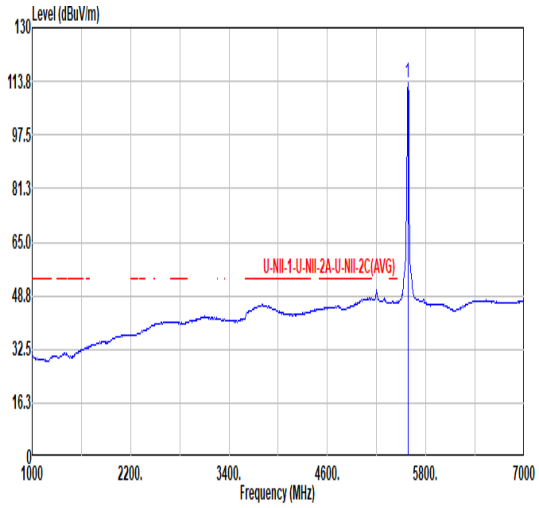 Freq Level Limit Line Margin Read Level Ant Factor Cable Loss Preamp Factor Aux Factor APos TPos Remark MHz dBuV/m dBuV/m dB dBuV dB/m dB dB dB cm deg 1 5580.00 113.15 ------ ------ 103.31 34.90 10.98 36.04 0.00 327 200 AVERAGE

Mode	30	
	Band Edge - R	
	U-NII-2C_5.47-5.725_802.11BE EHT20_CH116_5580MHz	
ANT	CDD 1S4T	
Pol.	Horizontal	Fundamental
Peak	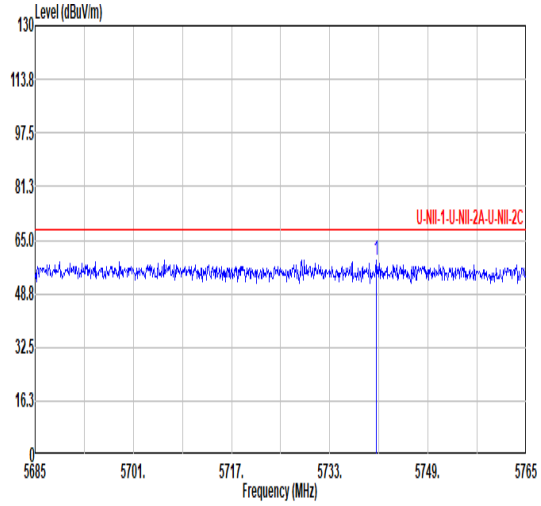 Freq Level Limit Line Margin Read Level Ant Factor Cable Loss Preamp Factor Aux Factor APos TPos Remark MHz dBuV/m dBuV/m dB dBuV dB/m dB dB dB cm deg 1 5740.52 58.90 68.20 -9.30 50.22 35.02 11.20 37.54 0.00 327 200 PEAK	Blank

Mode	30	
	Band Edge - L	
	U-NII-2C_5.47-5.725_802.11BE EHT20_CH116_5580MHz	
ANT	CDD 1S4T	
Pol.	Vertical	Fundamental
Peak	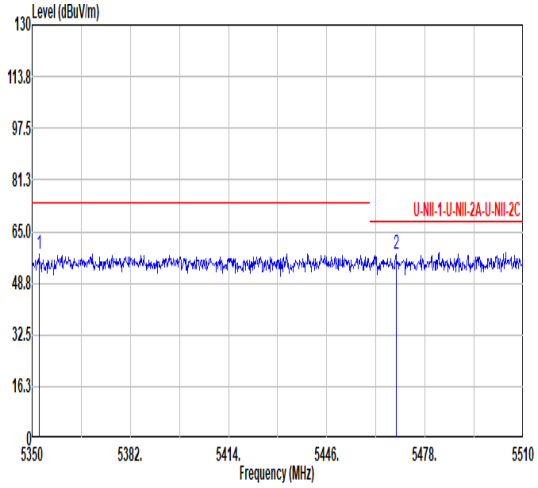 Freq Level Limit Line Margin Read Level Ant Factor Cable Loss Preamp Factor Aux Factor APos TPos Remark MHz dBuV/m dBuV/m dB dBuV dB/m dB dB dB cm deg 1 5352.24 57.89 74.00 -16.11 48.31 35.20 10.75 36.37 0.00 289 0 PEAK 2 5468.56 57.88 68.20 -10.32 48.20 35.03 10.85 36.20 0.00 289 0 PEAK	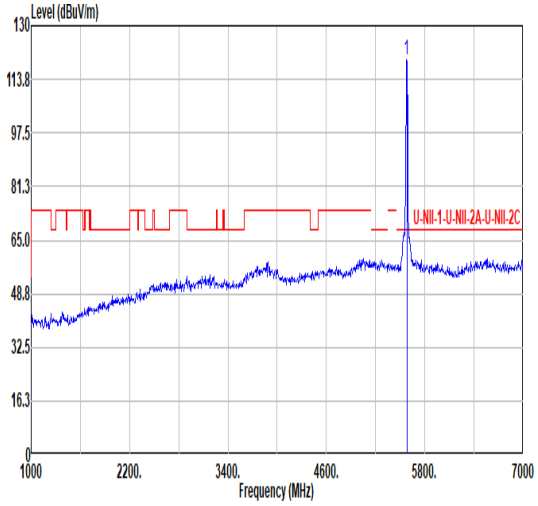 Freq Level Limit Line Margin Read Level Ant Factor Cable Loss Preamp Factor Aux Factor APos TPos Remark MHz dBuV/m dBuV/m dB dBuV dB/m dB dB dB cm deg 1 5580.00 119.91 ------ ------ 110.08 34.90 10.98 36.05 0.00 289 0 PEAK
Avg	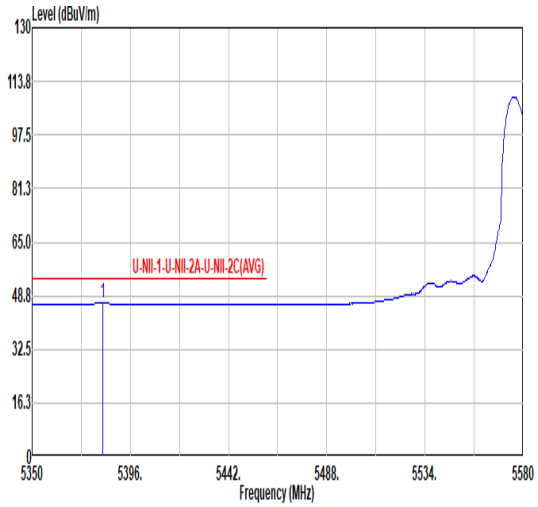 Freq Level Limit Line Margin Read Level Ant Factor Cable Loss Preamp Factor Aux Factor APos TPos Remark MHz dBuV/m dBuV/m dB dBuV dB/m dB dB dB cm deg 1 5383.12 46.51 54.00 -7.49 36.79 35.27 10.77 36.32 0.00 289 0 AVERAGE	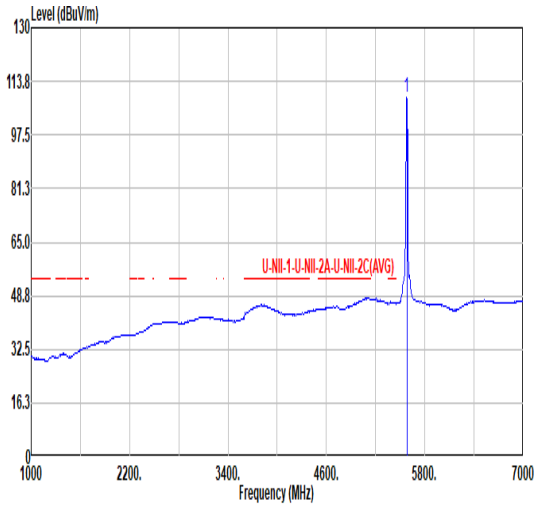 Freq Level Limit Line Margin Read Level Ant Factor Cable Loss Preamp Factor Aux Factor APos TPos Remark MHz dBuV/m dBuV/m dB dBuV dB/m dB dB dB cm deg 1 5580.00 109.14 ------ ------ 99.31 34.90 10.98 36.05 0.00 289 0 AVERAGE

Mode	30	
	Band Edge - R	
	U-NII-2C_5.47-5.725_802.11BE EHT20_CH116_5580MHz	
ANT	CDD 1S4T	
Pol.	Vertical	Fundamental
Peak	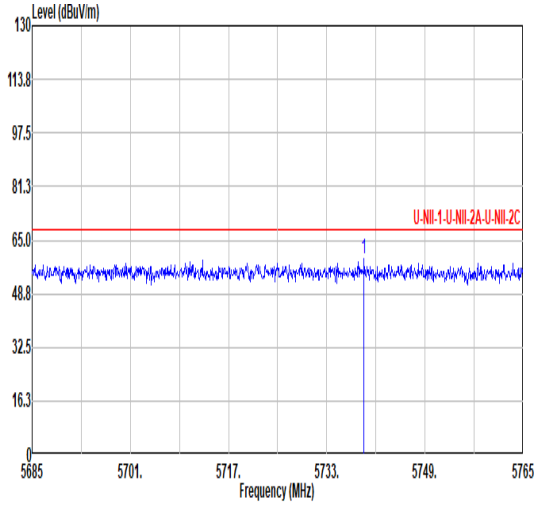 Freq Level Limit Line Margin Read Level Ant Factor Cable Loss Preamp Factor Aux Factor APos TPos Remark MHz dBuV/m dBuV/m dB dBuV dB/m dB dB dB cm deg 1 5739.08 59.25 68.20 -8.95 50.54 35.02 11.20 37.51 0.00 289 0 PEAK	Blank

Mode	30	
	Harmonic	
	U-NII-2C_5.47-5.725_802.11BE EHT20_CH116_5580MHz	
ANT	CDD 1S4T	
Pol.	Horizontal	Vertical
Peak Avg	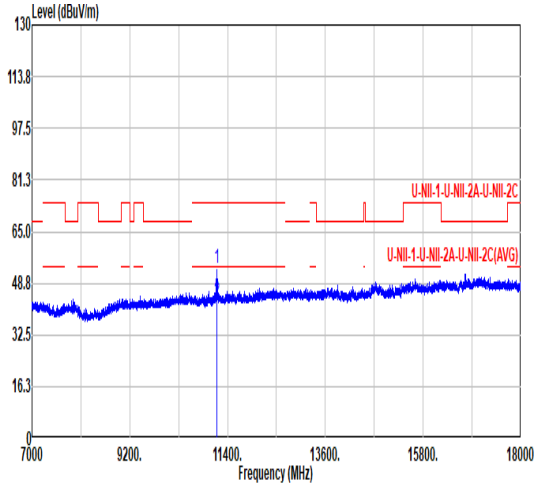 Freq Level Limit Line Margin Read Level Ant Factor Cable Loss Preamp Factor Aux Factor APos TPos Remark MHz dBuV/m dBuV/m dB dBuV dB/m dB dB dB cm deg 1 11160.00 53.41 74.00 -20.59 65.80 37.98 16.15 66.52 0.00 110 155 PEAK 2 11160.00 43.02 54.00 -10.98 55.41 37.98 16.15 66.52 0.00 110 155 AVERAGE	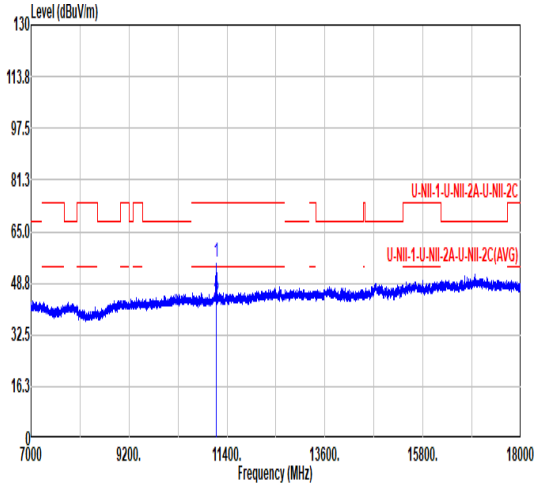 Freq Level Limit Line Margin Read Level Ant Factor Cable Loss Preamp Factor Aux Factor APos TPos Remark MHz dBuV/m dBuV/m dB dBuV dB/m dB dB dB cm deg 1 11160.00 55.33 74.00 -18.67 67.72 37.98 16.15 66.52 0.00 108 360 PEAK 2 11160.00 43.31 54.00 -10.69 55.69 37.98 16.15 66.51 0.00 108 360 AVERAGE

Mode	31	
	Band Edge	
	U-NII-2C_5.47-5.725_802.11BE EHT20_CH140_5700MHz	
ANT	CDD 1S4T	
Pol.	Horizontal	Fundamental
Peak	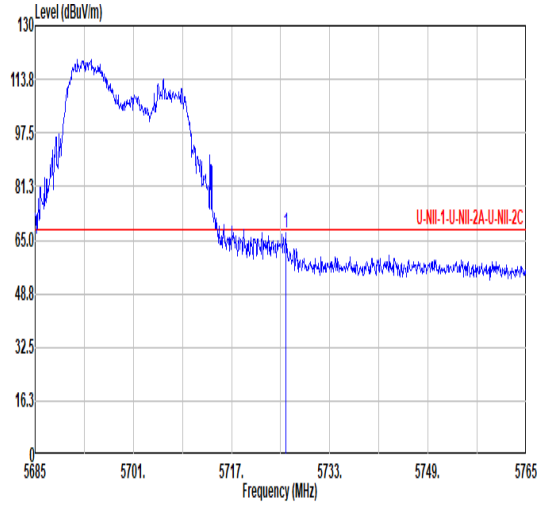 Freq Level Limit Line Margin Read Level Ant Factor Cable Loss Preamp Factor Aux Factor APos TPos Remark MHz dBuV/m dBuV/m dB dBuV dB/m dB dB dB cm deg 1 5725.88 67.30 68.20 -0.90 58.45 34.98 11.18 37.31 0.00 287 314 PEAK	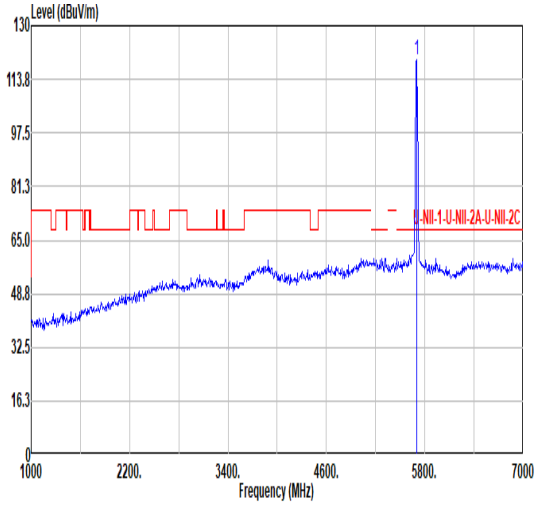 Freq Level Limit Line Margin Read Level Ant Factor Cable Loss Preamp Factor Aux Factor APos TPos Remark MHz dBuV/m dBuV/m dB dBuV dB/m dB dB dB cm deg 1 5700.00 119.51 ------ ------ 110.34 34.90 11.14 36.87 0.00 287 314 PEAK
Avg	Blank	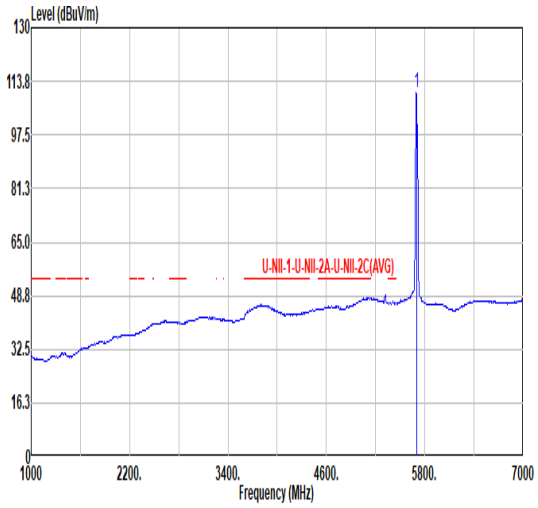 Freq Level Limit Line Margin Read Level Ant Factor Cable Loss Preamp Factor Aux Factor APos TPos Remark MHz dBuV/m dBuV/m dB dBuV dB/m dB dB dB cm deg 1 5700.00 110.37 ------ ------ 101.12 34.90 11.13 36.78 0.00 287 314 AVERAGE

Mode	31	
	Band Edge	
	U-NII-2C_5.47-5.725_802.11BE EHT20_CH140_5700MHz	
ANT	CDD 1S4T	
Pol.	Vertical	Fundamental
Peak	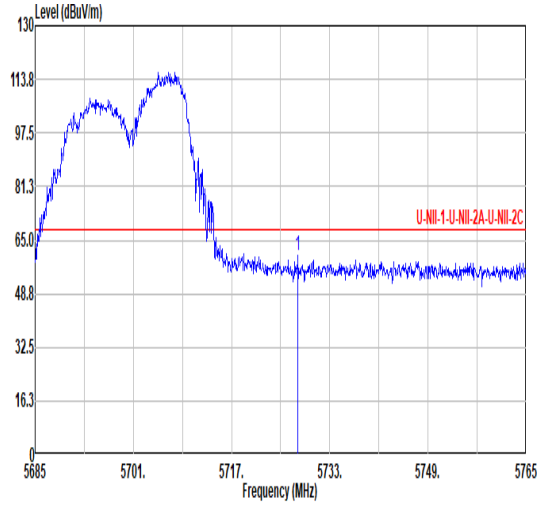 Freq Level Limit Line Margin Read Level Ant Factor Cable Loss Preamp Factor Aux Factor APos TPos Remark MHz dBuV/m dBuV/m dB dBuV dB/m dB dB dB cm deg 1 5727.80 60.18 68.20 -8.02 51.36 34.98 11.18 37.34 0.00 300 209 PEAK	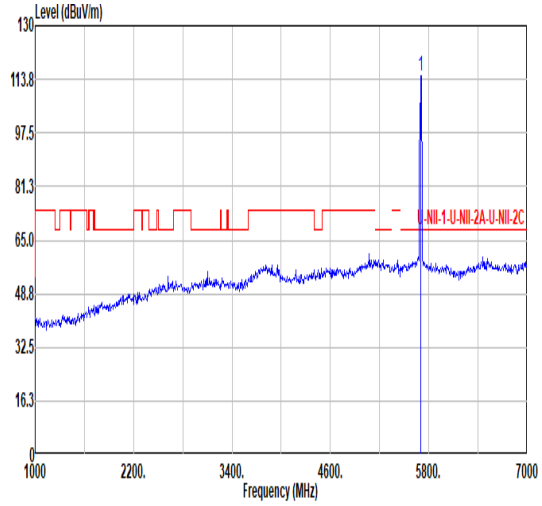 Freq Level Limit Line Margin Read Level Ant Factor Cable Loss Preamp Factor Aux Factor APos TPos Remark MHz dBuV/m dBuV/m dB dBuV dB/m dB dB dB cm deg 1 5700.00 114.67 ------ ------ 105.57 34.91 11.15 36.96 0.00 300 209 PEAK
Avg	Blank	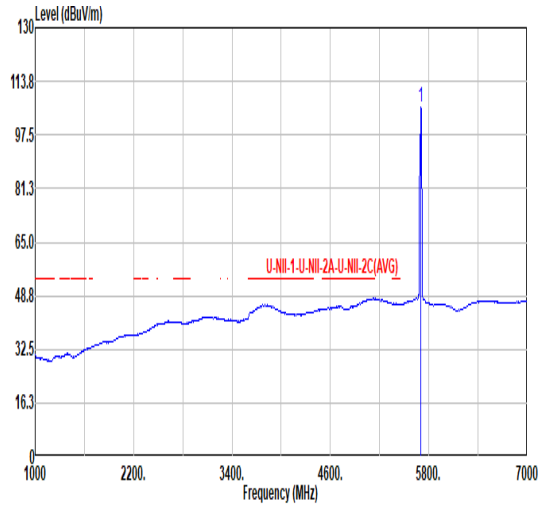 Freq Level Limit Line Margin Read Level Ant Factor Cable Loss Preamp Factor Aux Factor APos TPos Remark MHz dBuV/m dBuV/m dB dBuV dB/m dB dB dB cm deg 1 5700.00 105.78 ------ ------ 96.68 34.91 11.15 36.96 0.00 300 209 AVERAGE

Mode	31	
	Harmonic	
	U-NII-2C_5.47-5.725_802.11BE EHT20_CH140_5700MHz	
ANT	CDD 1S4T	
Pol.	Horizontal	Vertical
Peak Avg	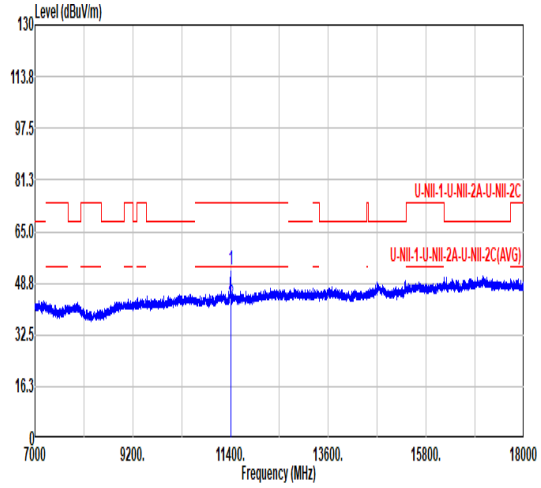 Freq Level Limit Line Margin Read Level Ant Factor Cable Loss Preamp Factor Aux Factor APos TPos Remark MHz dBuV/m dBuV/m dB dBuV dB/m dB dB dB cm deg 1 11400.00 53.04 74.00 -20.96 64.89 38.24 16.30 66.39 0.00 269 149 PEAK 2 11400.00 42.12 54.00 -11.88 53.97 38.24 16.30 66.39 0.00 269 149 AVERAGE	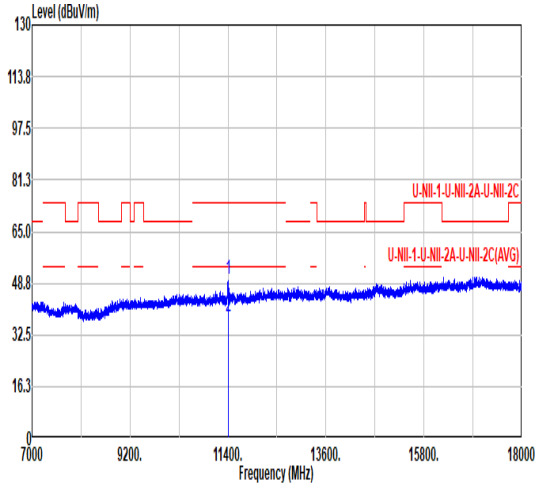 Freq Level Limit Line Margin Read Level Ant Factor Cable Loss Preamp Factor Aux Factor APos TPos Remark MHz dBuV/m dBuV/m dB dBuV dB/m dB dB dB cm deg 1 11400.00 49.92 74.00 -24.08 61.77 38.24 16.30 66.39 0.00 100 0 PEAK 2 11400.00 38.33 54.00 -15.67 50.18 38.24 16.30 66.39 0.00 100 0 AVERAGE

Mode	32	
	Band Edge - L	
	U-NII-2C_5.47-5.725_802.11BE EHT40_CH102_Full_5510MHz	
ANT	CDD 1S4T	
Pol.	Horizontal	Fundamental
Peak	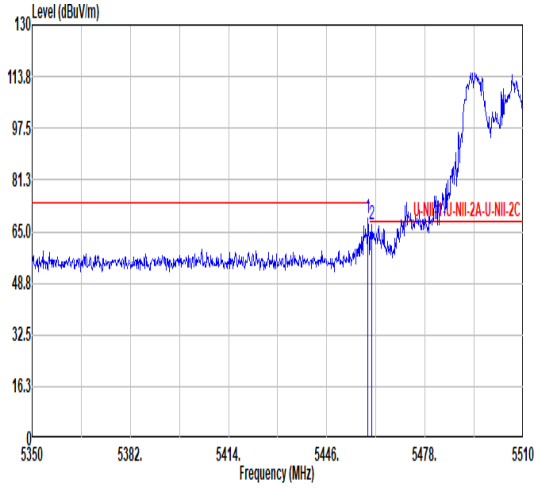 Freq Level Limit Line Margin Read Level Ant Factor Cable Loss Preamp Factor Aux Factor APos TPos Remark MHz dBuV/m dBuV/m dB dBuV dB/m dB dB dB cm deg 1 5459.44 69.20 74.00 -4.80 59.52 35.06 10.84 36.22 0.00 301 198 PEAK 2 5460.72 67.02 68.20 -1.18 57.33 35.06 10.84 36.21 0.00 301 198 PEAK	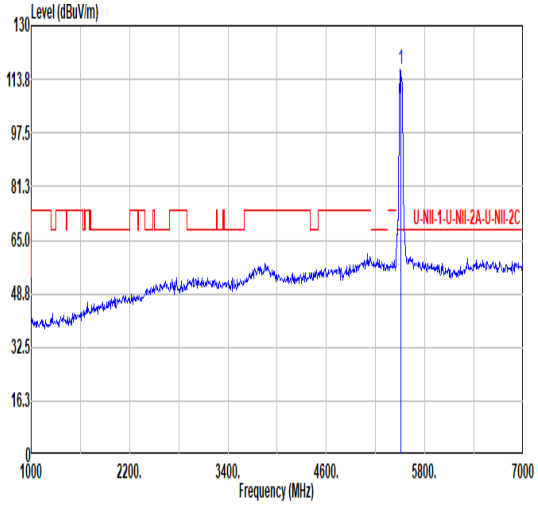 Freq Level Limit Line Margin Read Level Ant Factor Cable Loss Preamp Factor Aux Factor APos TPos Remark MHz dBuV/m dBuV/m dB dBuV dB/m dB dB dB cm deg 1 5510.00 116.66 ------ ------ 107.03 34.92 10.88 36.17 0.00 301 198 PEAK
Avg	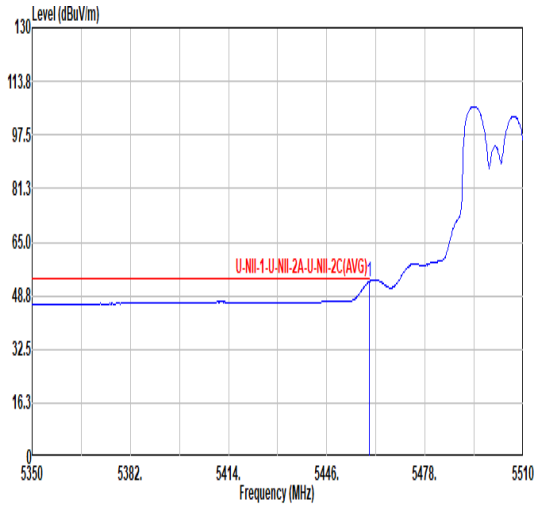 Freq Level Limit Line Margin Read Level Ant Factor Cable Loss Preamp Factor Aux Factor APos TPos Remark MHz dBuV/m dBuV/m dB dBuV dB/m dB dB dB cm deg 1 5459.92 53.01 54.00 -0.99 43.32 35.06 10.84 36.21 0.00 301 198 AVERAGE	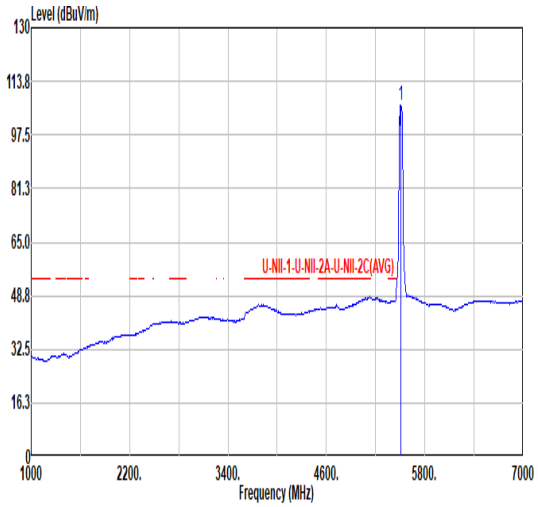 Freq Level Limit Line Margin Read Level Ant Factor Cable Loss Preamp Factor Aux Factor APos TPos Remark MHz dBuV/m dBuV/m dB dBuV dB/m dB dB dB cm deg 1 5510.00 106.57 ------ ------ 96.94 34.92 10.88 36.17 0.00 301 198 AVERAGE

Mode	32	
	Band Edge - R	
	U-NII-2C_5.47-5.725_802.11BE EHT40_CH102_Full_5510MHz	
ANT	CDD 1S4T	
Pol.	Horizontal	Fundamental
Peak	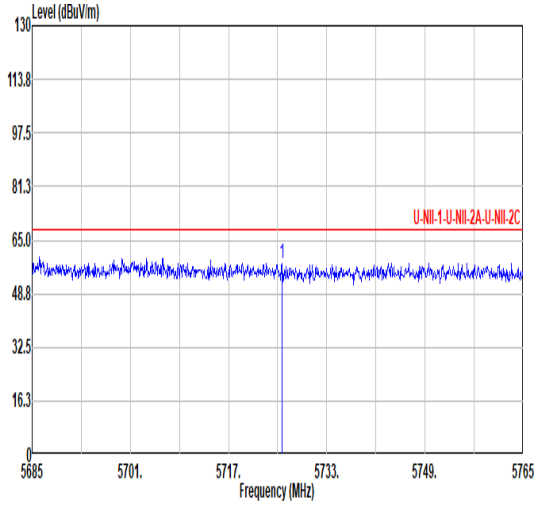 Freq Level Limit Line Margin Read Level Ant Factor Cable Loss Preamp Factor Aux Factor APos TPos Remark MHz dBuV/m dBuV/m dB dBuV dB/m dB dB dB cm deg 1 5725.72 57.88 68.20 -10.32 49.02 34.98 11.18 37.30 0.00 301 198 PEAK	Blank

Mode	32	
	Band Edge - L	
	U-NII-2C_5.47-5.725_802.11BE EHT40_CH102_Full_5510MHz	
ANT	CDD 1S4T	
Pol.	Vertical	Fundamental
Peak	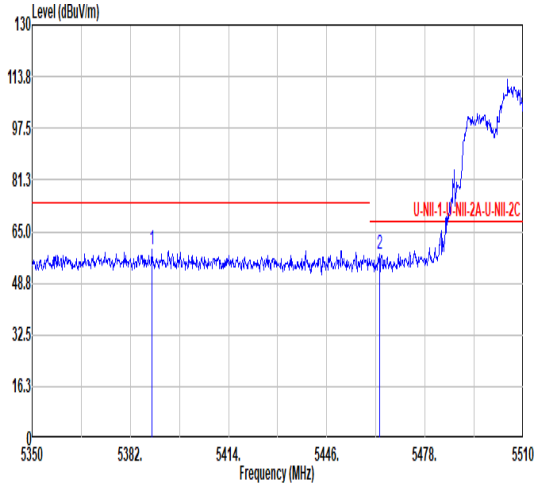 Freq Level Limit Line Margin Read Level Ant Factor Cable Loss Preamp Factor Aux Factor APos Remark TPos MHz dBuV/m dBuV/m dB dBuV dB/m dB dB dB cm deg 1 5389.04 59.13 74.00 -14.87 49.40 35.28 10.77 36.32 0.00 294 0 PEAK 2 5463.28 58.06 68.20 -10.14 48.38 35.05 10.84 36.21 0.00 294 0 PEAK	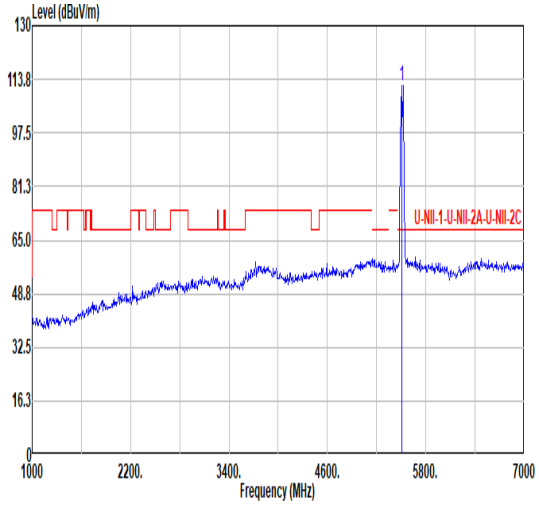 Freq Level Limit Line Margin Read Level Ant Factor Cable Loss Preamp Factor Aux Factor APos Remark TPos MHz dBuV/m dBuV/m dB dBuV dB/m dB dB dB cm deg 1 5510.00 112.02 ------ ------ 102.38 34.90 10.89 36.15 0.00 294 0 PEAK
Avg	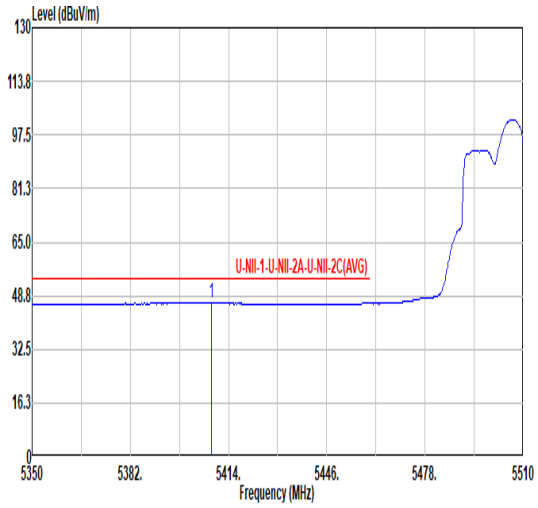 Freq Level Limit Line Margin Read Level Ant Factor Cable Loss Preamp Factor Aux Factor APos Remark TPos MHz dBuV/m dBuV/m dB dBuV dB/m dB dB dB cm deg 1 5408.40 46.52 54.00 -7.48 36.76 35.27 10.78 36.29 0.00 294 0 AVERAGE	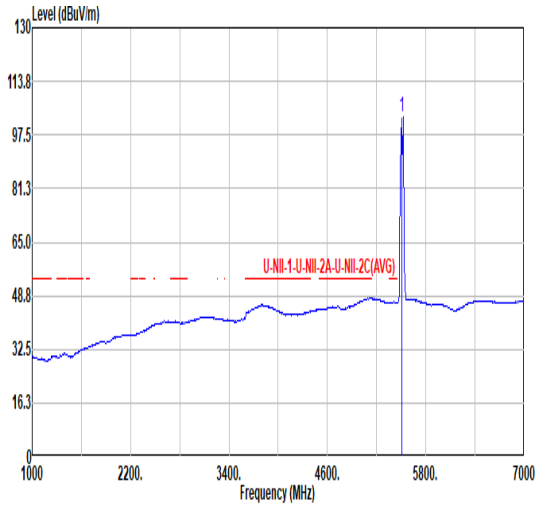 Freq Level Limit Line Margin Read Level Ant Factor Cable Loss Preamp Factor Aux Factor APos Remark TPos MHz dBuV/m dBuV/m dB dBuV dB/m dB dB dB cm deg 1 5510.00 103.12 ------ ------ 93.43 34.90 10.91 36.12 0.00 294 0 AVERAGE

Mode	32	
	Band Edge - R	
	U-NII-2C_5.47-5.725_802.11BE EHT40_CH102_Full_5510MHz	
ANT	CDD 1S4T	
Pol.	Vertical	Fundamental
Peak	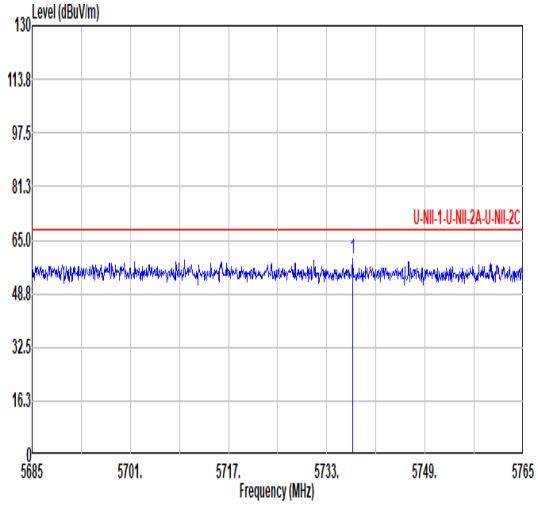 Freq Level Limit Line Margin Read Level Ant Factor Cable Loss Preamp Factor Aux Factor APos TPos Remark MHz dBuV/m dBuV/m dB dBuV dB/m dB dB dB cm deg 1 5737.16 59.18 68.20 -9.02 50.46 35.01 11.19 37.48 0.00 294 0 PEAK	Blank

Mode	32	
	Harmonic	
	U-NII-2C_5.47-5.725_802.11BE EHT40_CH102_Full_5510MHz	
ANT	CDD 1S4T	
Pol.	Horizontal	Vertical
Peak Avg	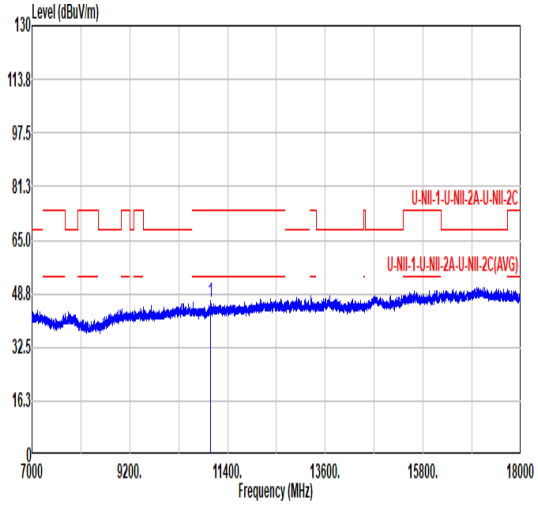 Freq Level Limit Line Margin Read Level Ant Factor Cable Loss Preamp Factor Aux Factor APos TPos Remark MHz dBuV/m dBuV/m dB dBuV dB/m dB dB dB cm deg 1 11020.00 45.98 74.00 -28.02 58.70 37.82 16.06 66.60 0.00 --- --- PEAK	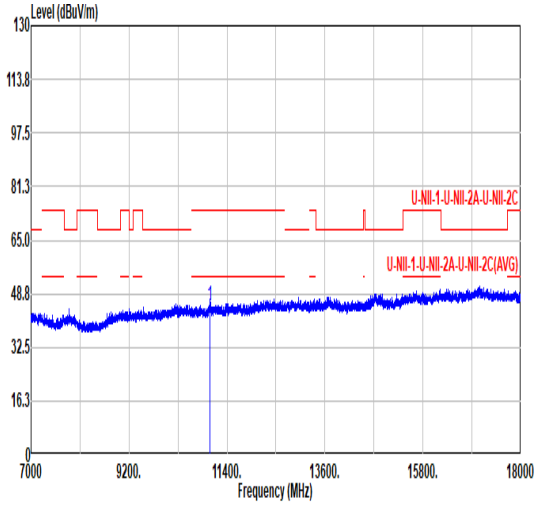 Freq Level Limit Line Margin Read Level Ant Factor Cable Loss Preamp Factor Aux Factor APos TPos Remark MHz dBuV/m dBuV/m dB dBuV dB/m dB dB dB cm deg 1 11020.00 45.01 74.00 -28.99 57.73 37.82 16.06 66.60 0.00 --- --- PEAK

Mode	33	
	Band Edge - L	
	U-NII-2C_5.47-5.725_802.11BE EHT40_CH110_Full_5550MHz	
ANT	CDD 1S4T	
Pol.	Horizontal	Fundamental
Peak	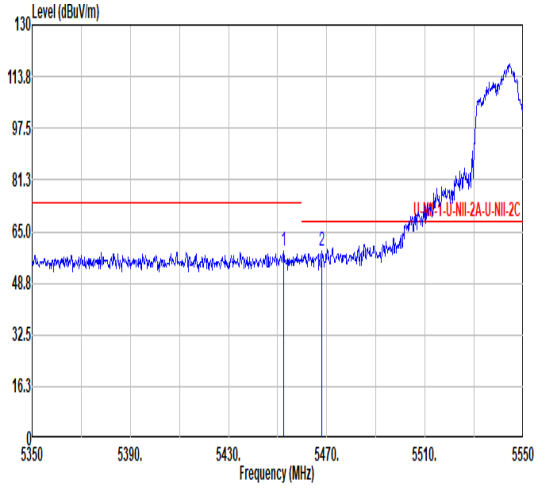 Freq Level Limit Line Margin Read Level Ant Factor Cable Loss Preamp Factor Aux Factor APos TPos Remark MHz dBuV/m dBuV/m dB dBuV dB/m dB dB dB cm deg 1 5452.40 58.65 74.00 -15.35 48.96 35.09 10.83 36.23 0.00 284 314 PEAK 2 5468.00 58.72 68.20 -9.48 49.04 35.03 10.85 36.20 0.00 284 314 PEAK	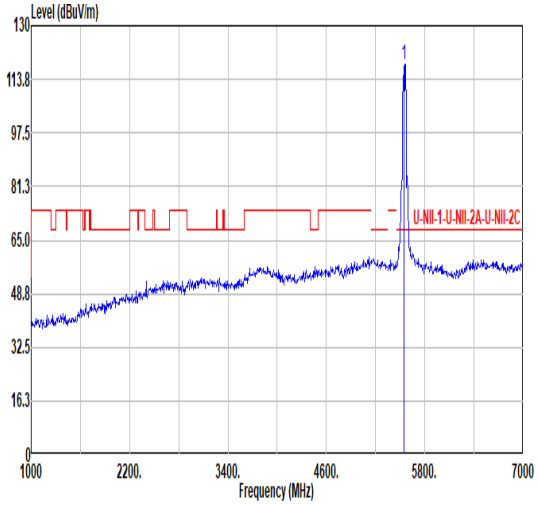 Freq Level Limit Line Margin Read Level Ant Factor Cable Loss Preamp Factor Aux Factor APos TPos Remark MHz dBuV/m dBuV/m dB dBuV dB/m dB dB dB cm deg 1 5550.00 118.39 ------ ------ 108.59 34.90 10.96 36.06 0.00 284 314 PEAK
Avg	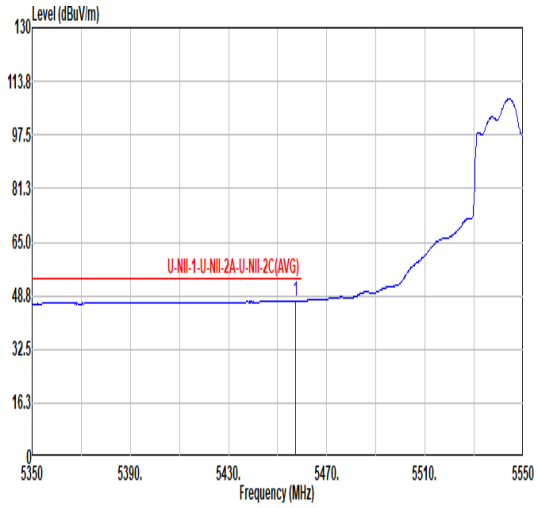 Freq Level Limit Line Margin Read Level Ant Factor Cable Loss Preamp Factor Aux Factor APos TPos Remark MHz dBuV/m dBuV/m dB dBuV dB/m dB dB dB cm deg 1 5457.20 47.32 54.00 -6.68 37.63 35.07 10.84 36.22 0.00 284 314 AVERAGE	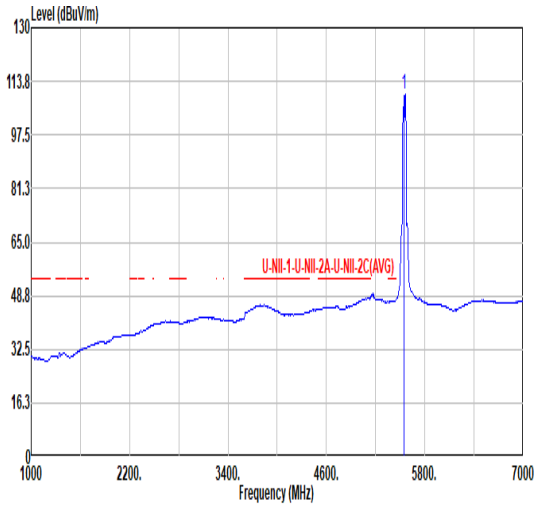 Freq Level Limit Line Margin Read Level Ant Factor Cable Loss Preamp Factor Aux Factor APos TPos Remark MHz dBuV/m dBuV/m dB dBuV dB/m dB dB dB cm deg 1 5550.00 109.77 ------ ------ 99.97 34.90 10.96 36.06 0.00 284 314 AVERAGE

Mode	33	
	Band Edge - R	
	U-NII-2C_5.47-5.725_802.11BE EHT40_CH110_Full_5550MHz	
ANT	CDD 1S4T	
Pol.	Horizontal	Fundamental
Peak	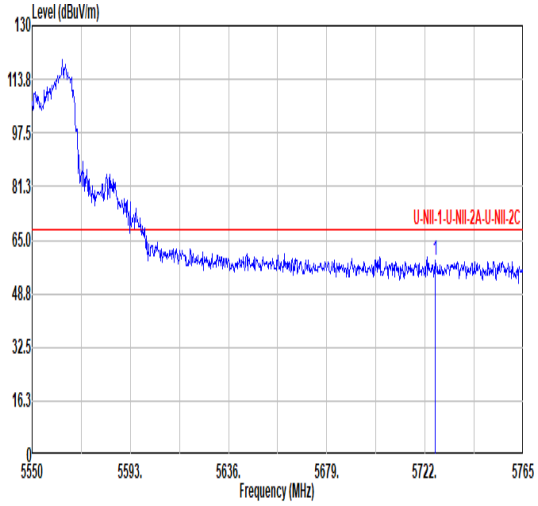 Freq Level Limit Line Margin Read Level Ant Factor Cable Loss Preamp Factor Aux Factor APos TPos Remark MHz dBuV/m dBuV/m dB dBuV dB/m dB dB dB cm deg 1 5726.30 58.82 68.20 -9.38 49.97 34.98 11.18 37.31 0.00 284 314 PEAK	Blank

Mode	33	
	Band Edge - L	
	U-NII-2C_5.47-5.725_802.11BE EHT40_CH110_Full_5550MHz	
ANT	CDD 1S4T	
Pol.	Vertical	Fundamental
Peak	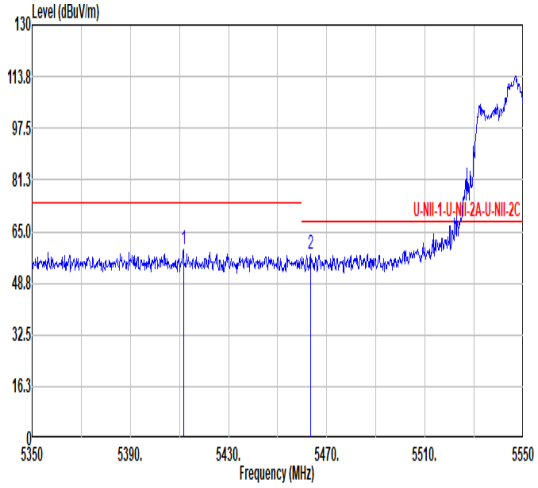 Freq Level Limit Line Margin Read Level Ant Factor Cable Loss Preamp Factor Aux Factor APos TPos Remark MHz dBuV/m dBuV/m dB dBuV dB/m dB dB dB cm deg 1 5411.60 59.14 74.00 -14.86 49.39 35.25 10.78 36.28 0.00 289 0 PEAK 2 5463.40 57.95 68.20 -10.25 48.27 35.05 10.84 36.21 0.00 289 0 PEAK	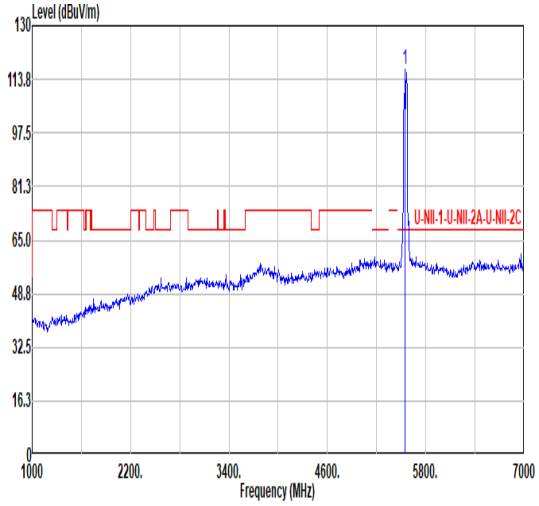 Freq Level Limit Line Margin Read Level Ant Factor Cable Loss Preamp Factor Aux Factor APos TPos Remark MHz dBuV/m dBuV/m dB dBuV dB/m dB dB dB cm deg 1 5550.00 116.72 ------ ------ 106.97 34.90 10.94 36.09 0.00 289 0 PEAK
Avg	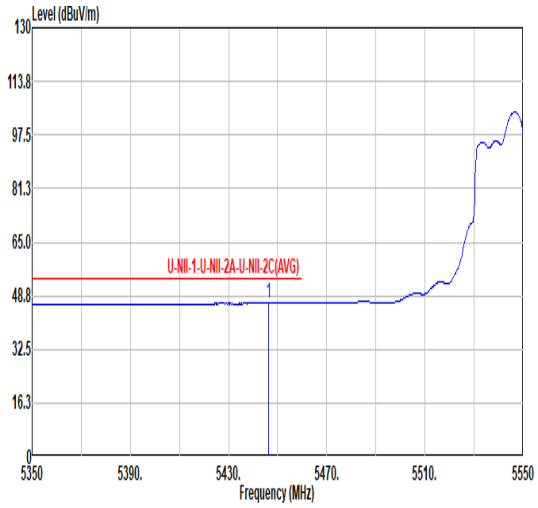 Freq Level Limit Line Margin Read Level Ant Factor Cable Loss Preamp Factor Aux Factor APos TPos Remark MHz dBuV/m dBuV/m dB dBuV dB/m dB dB dB cm deg 1 5446.40 46.56 54.00 -7.44 36.86 35.11 10.82 36.23 0.00 289 0 AVERAGE	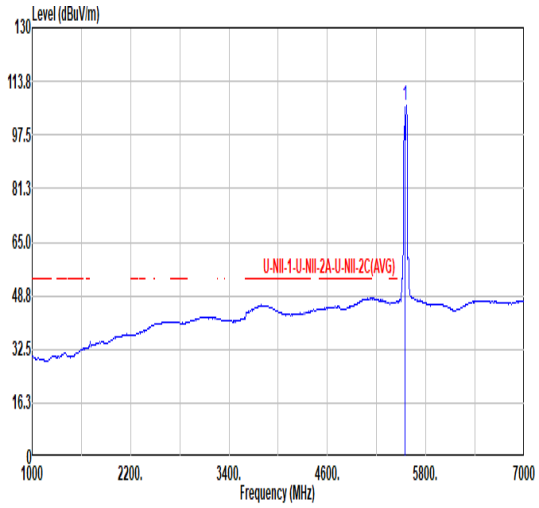 Freq Level Limit Line Margin Read Level Ant Factor Cable Loss Preamp Factor Aux Factor APos TPos Remark MHz dBuV/m dBuV/m dB dBuV dB/m dB dB dB cm deg 1 5550.00 106.42 ------ ------ 96.62 34.90 10.96 36.06 0.00 289 0 AVERAGE