

## Operating Manual for JW-1403

Joyway Anti-Lost Alarm(JW-1403), is a small bluetooth device connecting with smartphone and communicating with app.

How to use?

1, Install APP. There are 2 ways to Install app into your smartphone.

(1) Scan the QRCODE in the back of packing box by your smartphone.

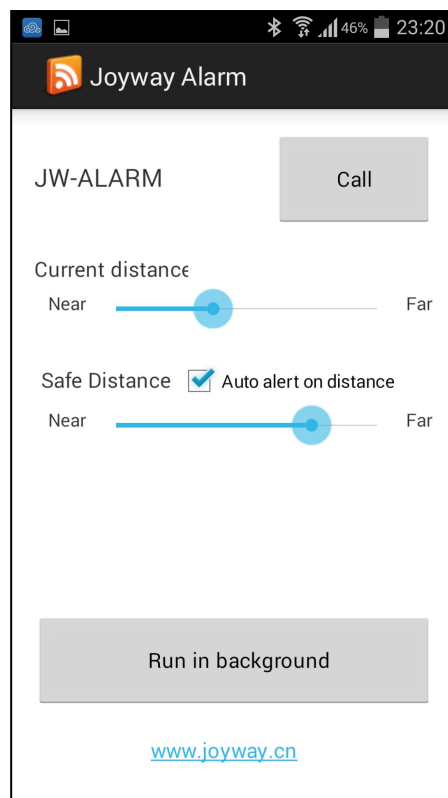
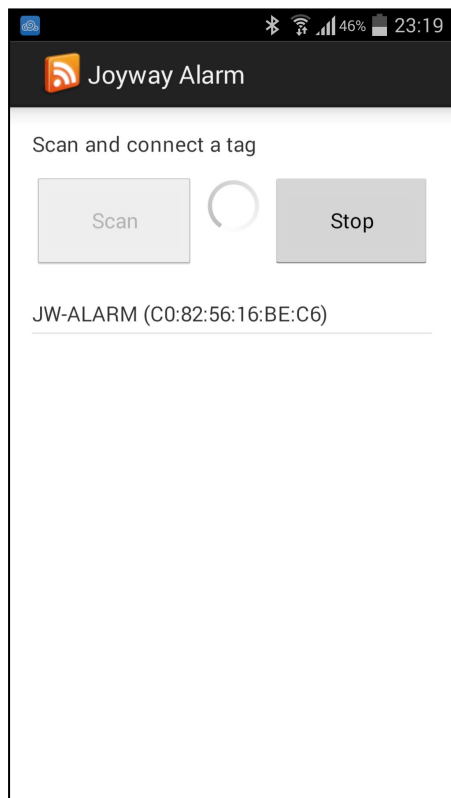
(2) Follow this link: [http://www.joyway.cn/Page\\_ProductDetail.aspx?id=764](http://www.joyway.cn/Page_ProductDetail.aspx?id=764)

2, Activate Anti-Lost Alarm by pressing its button.

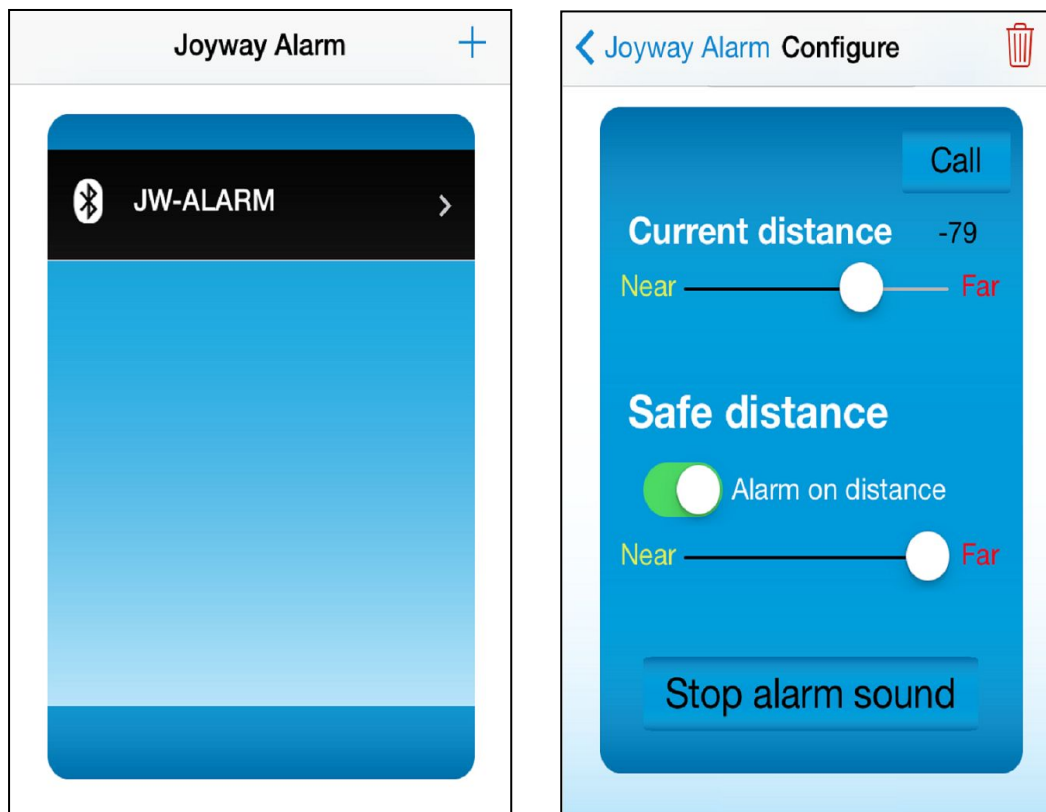


3, Run app, click 'Scan' or '+' to find all nearby Anti-Lost Alarms, then click one, the app will connect it, then, show details of the alarm.

Android Phone:



iPhone:



4, Move the alarm near and far, check the 'Current distance' value, configure the safe distance. If it is far away, smartphone will play ringing and vibrate (Distancing alarm).

5, Click 'Call' button in app, alarm will beep.

6, Click button in alarm will make smartphone playing ringing (Fake Call).

7, It works well when app run in background.

8, If you quit app, the alarm will sleep down to save energy until you activate it again.

**FCC Certification Requirements**

**Caution: Any changes or modifications in construction of this device which are not expressly approved by the party responsible for compliance could void the user's authority to operate the equipment.**

**This device complies with part 15 of the FCC Rules. Operation is subject to the following two conditions: (1) This device may not cause harmful interference, and (2) This device must accept any interference received, including interference that may cause undesired operation.**