**保**密** | PP

填具体保修时间

封底 →

## TECNO WARRANTY

Please keep well your receipt, this warranty covers only original TECNO products. It is not applicable to normal wear and tear, or any effects or damage caused by misuse of the product. Warranty is for primary product only. Additional or free of cost products are not covered under warranty. The warranty day please check the sticker.

## TECNO MOBILE LIMITED

TM and Copyright ©2010-2025 TECNO Corporation. All rights reserved. Other product and company names mentioned herein may be trademarks or trade names of their respective owners. Specifications are subject to change without notice. Model names and the availability of particular products may vary by region.

www.tecno-mobile.com

services@tecno-mobile.com

More Products

FCC ID: 2ADYY-S6

MADE IN CHINA

120mm

90mm

封面 →

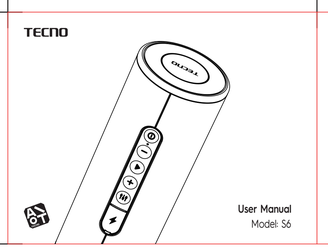


User Manual

Model: S6

## Contents


EN English ..... 02-05
RU Русский язык ..... 06-07
ES Español ..... 08-09
FR Français ..... 10-11
WARRANTY CERTIFICATE ..... 12-12




### Package Contents

1 x S6 Wireless Speaker
1 x Type-C Charging Cable
1 x User Manual

### Function Configuration

① Power On/Power Off
② Indicator Light
③ Volume Down/Previous Track
④ Play/Pause
⑤ Volume Up/Next Track
⑥ EQ/TWS
⑦ Charging Indicator Light
⑧ TF Card Reader
⑨ Type-C Charging Port

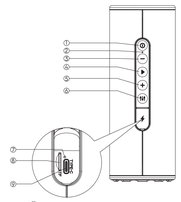



### Key Description

| | |
|---|---|
| Power On | Long press for 2s to turn on |
| Power Off | Long press for 2s to turn off |
| Mode Switching | Double click Bluetooth and TF mode switch |
| Software Reset | When the machine crashes/freezes, Press for 3s |
| Volume Down | Short press to turn down volume |
| Previous Track | Long press the previous track |
| Play/Pause | Short press once play/pause |
| Call Function | Short press once to answer or hang up a call |
| | Long press for 2s to reject a call |
| Voice Assistant | Double press to activate voice assistant |
| Reset | Press for 8s to reset (Restore factory settings) |
| Volume Up | Short press to turn up volume |
| Next Track | Long press the next track |
| EQ | Short press once to switch EQ Modes |
| TWS | Double press to enter/exit stereo pairing mode |
| | Press and hold 2 buttons simultaneously for 2s to disconnect the Bluetooth connection and be disconnected to the Bluetooth waiting state |
| Indicator Light | When first turned on, the blue light flashes, and when connected to Bluetooth, the blue light stays on. |
| Charging Indicator | Connect the charging cable to the Type-C port. Charging: red light, full charge: red light will go off |



### Technical Specifications

① Transducers: Ø67mm(Ø2.5" woofer 3Ω) + 2×Ø24mm(Ø1" tweter 5Ω)
② Output power: 20W (RMS) for woofer , 8W (RMS) for tweter.
③ Frequency response: 78Hz - 20KHz
④ Signal-to-noise ratio: >80 dB
⑤ Battery type: Lithium ion battery 18.98 Wh (equivalent to 3.6V / 5200 mAh)
⑥ Battery charge time: 4.5 hours (5V / 1.5A)
⑦ Music play time: up to 10 hours (dependent on volume level and audio content)
⑧ Bluetooth version: 5.3
⑨ Bluetooth transmitter frequency range: 2400 MHz-2483.5 MHz
⑩ Net weight: 0.68kg / 1.49lbs
⑪ Pairing Bluetooth name: TECNO Square S6

### Product Features

① The speaker is excellent design, easy to carry for travel and sports.
② Use the Bluetooth module with excellent performance for smoother use.
③ With TF card reader, support MP3 music formats .
④ Support answering calls and making calls.
⑤ Support EQ/TWS function.
⑥ Support voice assistant function.
⑦ High-efficiency digital power amplifier, environmental protection.
⑧ Built-in lithium ion battery , can be recharged repeatedly.
⑨ Built-in high-quality speakers, the sound quality is pure and beautiful.
⑩ Unique resonant structure, outstanding bass.



Hereby, TECNO MOBILE LIMITED declares that this Wireless Speaker is in compliance with the essential requirements and other relevant provisions of directive 2014/53/EU.

### Caution

1. Risk of explosion if battery is replaced by an incorrect type, dispose of used batteries according to the instructions.
– Do not dispose of the battery into fire, hot ovens, or mechanically crushing or cutting of a battery, that can result in an explosion;
– leaving a battery in an extremely high temperature surrounding environment that can result in an explosion or the leakage of flammable liquid or gas;
– a battery subjected to extremely low air pressure that may result in an explosion or the leakage of flammable liquid or gas.

2. ELIT Temperature: 0℃~40℃(with adapter).

**Operating Frequency:**
BT: 2400-2483.5MHz (TX/RX);

**Modulation mode:**
GFSK, DQPSK , 8DPSK (BT)
GFSK (BLE)

**Max. Of Transmit power:**
BT(EDR): 11.5dBm
BLE: <7dBm

### Eu Declaration Of Conformity

**In accordance with:**
**Annex VI of Directive 2014/53/EU of the European Parliament and of the Council**
For the following Radio equipment
Model: **S6**
Product/Wireless Speaker
Trade name or Brand: TECNO
Type: Wireless Speaker Model:S6/ v1/c
2. Name and address of the manufacturer or his authorized representative:
Manufacturer: TECNO MOBILE LIMITED
Address: FLAT N 16/F BLOCK B UNIVERSAL INDUSTRIAL CENTRE 19-25 SHAN MEI STREET FOTAN NT HONGKONG
3. This declaration of conformity is issued under the sole responsibility of the Manufacturer.
4. Object of the declaration (identification of the radio equipment allowing traceability; it may include a colour image of sufficient clarity when necessary for the purpose of identification of the product):
5. The object of the declaration described above is in conformity with the relevant Union harmonization legislation: Directive 2014/53/EU (RED)
6. References to the relevant harmonised standards used or references to the other technical specifications in relation to which conformity is declared:

Article 3.1a Health:
EN 62479:2010
EN 50663:2017

Article 3.1b Electrical Safety:
EN IEC 62368-1:2020+A11:2020

Article 3.1b:
ETSI EN 301 489-1 V2.2.3 (2019-11)
ETSI EN 301 489-17 V3.3.1 (2024-09)

Article 3.2:
ETSI EN 301 328 V2.2.2 (2019-07)

7. Notified Body Name/NOBELD: STANDARDIZATION CERTIFICATION & TESTING POLSKA Sp. z o.o.
Notified Body Number: 2916
8. Notified Body Assessment Performed: Module B/C (in Article 3.1a, 3.1b, and 3.2)
Technical File Identification Number: N/A

8. Where applicable, description of accessories and components, including software, which allow the radio equipment to operate as intended and which are covered by the EU declaration of conformity: Date instructions are provided in the User Manual. The Software and Hardware versions are specified above.

9. Additional information:
Referring to Article 10.2 of the Directive, this equipment is so constructed that it can be operated in all Member States, without infringing applicable requirements on the use of radio spectrum.
Article 3.3 of the RED Directive 2014/53/EU, there are no restrictions on putting the equipment into service or of requirements for authorization of use. Please refer to the User Manual for details.

On behalf of:
Manufacturer: TECNO MOBILE LIMITED
Address: FLAT N 16/F BLOCK B UNIVERSAL INDUSTRIAL CENTRE 19-25 SHAN MEI STREET FOTAN NT HONGKONG

(place and date of issue): Shenzhen, 2024-12-30

(name, function): Yang(Jiaozhuang) Manager

(signature):

(Name and signature of person responsible)



### FCC Caution

**Labeling requirements.**
This device complies with Part 15 of the FCC Rules. Operation is subject to the following two conditions:
①This device may not cause harmful interference.
②This device must accept any interference received, including interference that may cause undesired operation.
**Information to user:**
Changes or modifications not expressly approved by the party responsible for compliance could void the user's authority to operate the equipment.
**Information to the user.**
Note: This equipment has been tested and found to comply with the limits for a Class B digital device, pursuant to Part 15 of the FCC Rules. These limits are designed to provide reasonable protection against harmful interference in a residential installation. This equipment generates uses and can radiate radio frequency energy and, if not installed and used in accordance with the instructions, may cause harmful interference to radio communications. However, there is no guarantee that interference will not occur in a particular installation.
If the equipment does cause harmful interference to radio or television receptions, which can be determined by turning the equipment off and on, the user is encouraged to try to correct the interference by one or more of the following measures:
– Reorient or relocate the receiving antenna.
– Increase the separation between the equipment and receiver.
– Connect the equipment into an outlet on a circuit different from that to which the receiver is connected.
– Consult the dealer or an experienced radio/TV technician for help.
Note: This device and its antenna(s) must not be co-located or operation in conjunction with any other antenna or transmitter.

RF Exposure Statement
The device has been evaluated to meet general RF exposure requirement. The device can be used in portable exposure condition without restriction.



### Комплектация

1 × Беспроводная колонка S6
1 × Зарядный кабель Type-C
1 × Руководство пользователя

### Конфигурация Функций

① Включение/выключение питания
② Световой индикатор
③ Понизить громкость/предыдущий трек
④ Воспроизведение/пауза
⑤ Повысить громкость/следующий трек
⑥ Эквалайзер/TWS
⑦ Световой индикатор зарядки
⑧ Считыватель TF-карт
⑨ Зарядный порт Type-C

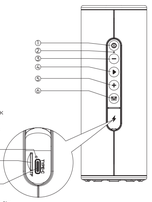



### Описание Клавиш

| | | |
|---|---|---|
| | Включить/Выключить питание | Нажмите и удерживайте 2 секунды для включения |
| | Переключение режимов | Дважды нажмите для переключения между режимами Bluetooth и TF |
| | Сброс ПО | Нажмите и удерживайте 8 сек. в случае обвешивания системы |
| | Уменьшить громкость | Нажмите для понижения громкости |
| | Предыдущая трек | Нажмите и удерживайте для воспроизведения предыдущего трека |
| | Воспроизведение/Пауза | Нажмите один раз для воспроизведения/паузы |
| | Управление звонками | Нажмите один раз, чтобы ответить/завершить/отвергнуть звонок |
| | Голосовая помощник | Нажмите 2 раза для активации голосового помощника |
| | Сброс | Нажмите и удерживайте 8 сек. для сброса настроек до заводских |
| | Увеличить громкость | Нажмите для повышения громкости |
| | Следующая трек | Нажмите и удерживайте для воспроизведения следующего трека |
| | Эквалайзер | Нажмите для переключения между режимами эквалайзера |
| | TWS | Нажмите дважды для включения/выключения режима беспроводного громкоговорителя |
| | | Одновременно нажмите 2 кнопки на 2 секунды для отключения от Bluetooth устройства и возвращения в состояние ожидания Bluetooth |
| Световой индикатор | | Синий свет горит во время первого включения, для предотвращения перегрузки при частом подключении Bluetooth |
| Индикатор зарядки | | Подключите зарядный кабель к порту Type-C. Во время зарядки горит красный свет. По завершении зарядки он погаснет |



### Технические Характеристики

① Преобразователи: Ø67мм(Ø2.5" низкочастотный) + 2×Ø24мм(Ø1" высокочастотный)
② Выходная мощность: 20 Вт (RMS) для низкочастотного, 8 Вт (RMS) для высокочастотного
③ Частотный диапазон: 78 Гц - 20 кГц
④ Отношение сигнал/шум: >80 дБ
⑤ Тип аккумулятора: Литий-ионный аккумулятор емкостью 18.98 Вт·ч (эквивалент 3.6 В / 5200 мАч)
⑥ Время зарядки аккумулятора: 4.5 часа (5 В / 1.2 А)
⑦ Время воспроизведения музыки: до 10 часов (в зависимости от уровня громкости и аудиоконтента)
⑧ Версия Bluetooth: 5.3
⑨ Диапазон частот передатчика Bluetooth: 2400 МГц - 2483.5 МГц
⑩ Вес нетто: 0.68 кг / 1.49 фунта
⑪ Имя устройства для сопряжения по Bluetooth: TECNO Square S6

### Характеристики Изделия

① Колонка отличается изящным дизайном, удобным для переноски во время путешествий и занятий спортом.
② Модуль Bluetooth обладает отличной производительностью, гарантирующей плавность в работе.
③ Поддерживает прочтение внешних вызовов и совершение звонков.
④ Имеет считыватель TF-карт, поддерживает MP3-формат музыкальных файлов.
⑤ Поддерживает функции голосового помощника.
⑥ Поддерживает функции Эквалайзер/TWS.
⑦ Высокоэффективный цифровой усилитель мощности, обеспечивающий защиту окружающей среды.
⑧ Встроенный литий-ионный аккумулятор, который можно заряжать многократно.
⑨ Встроенные высококачественные динамики обеспечивают чистое и красивое звучание.
⑩ Уникальная резонансная структура, выдающийся баса.



### Contenido Del Paquete

1 x Altavoz Inalámbrico S6
1 x Cable de Carga Tipo-C
1 x Manual de Usuario

### Configuración De Funciones

① Encendido/Apagado
② Luz Indicadora
③ Bajar Volumen/Pista Anterior
④ Reproducir/Pausar
⑤ Subir Volumen/Pista Siguiente
⑥ EQ/TWS
⑦ Luz Indicadora de Carga
⑧ Lector de Tarjetas TF
⑨ Puerto de Carga Tipo-C

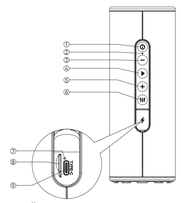



### Descripción De Botones

| | | |
|---|---|---|
| | Encendido | Mantener pulsado 2 s para encender |
| | Apagar | Mantener pulsado 2 s para apagar |
| | Cambio de modo | Doble pulsación para cambiar de modo Bluetooth y TF |
| | Reinicio de Software | Cuando el aparato se bloquea/congela, Pulse 8 s |
| | Bajar Volumen | Pulsación corta para bajar volumen |
| | Pista anterior | Mantener pulsado para ir a pista anterior |
| | Reproducir/Pause | Pulsación corta una vez para reproducir/pausar |
| | Función de Llamada | Pulsación corta una para responder o colgar una llamada |
| | | Mantener pulsado 2 s para rechazar una llamada |
| | Asistente de Voz | Pulsación doble para activar el asistente de voz |
| | Restablecer | Pulse 8 s para restablecer (Restablecer los ajustes de fábrica) |
| | Subir Volumen | Pulsación corta para subir volumen |
| | Pista Siguiente | Mantener pulsado para ir a pista siguiente |
| | EQ | Pulsación corta una para cambiar entre modos EQ |
| | TWS | Doble pulsación para entrar/salir del modo de emparejamiento estéreo |
| | | Mantener pulsado los 2 botones simultáneamente 2 s para desactivar la conexión Bluetooth de dispositivo/volver al modo espera del Bluetooth |
| Luz Indicadora | | Al encender por primera vez, la luz azul parpadea, y cuando se conecta a Bluetooth, la luz azul se mantiene encendida. |
| Indicador de Carga | | Conectar el cable de carga al puerto Type-C. La luz roja indica carga, Al completarse la carga se apagará la luz roja |



### Especificaciones Técnicas

① Transductores: Altavoz de graves Ø67mm(Ø2.5" 3ω) + tweter 2×Ø24mm(Ø1" 5ω)
② Potencia de salida: 20W (RMS) para altavoz de graves, 8W (RMS) para tweter
③ Respuesta de frecuencia: 78 Hz-20 KHz
④ Relación señal/ruido: >80 dB
⑤ Tipo de batería: Batería de ión de litio 18.98 Wh (equivalente a 3.6 V / 5200 mAh)
⑥ Tiempo de carga de batería: 4.5 horas (5 V / 1.2 A)
⑦ Tiempo de reproducción de música hasta 10 horas (dependiendo del nivel de volumen y del contenido del audio)
⑧ Versión de Bluetooth: 5.3
⑨ Gama de frecuencias del transmisor Bluetooth: 2400 MHz-2483.5 MHz
⑩ Peso neto: 0.68 kg / 1.49 lb
⑪ Nombre para emparejamiento Bluetooth: TECNO Square S6

### Características Del Producto

① Altavoz de excelente diseño, fácil de transportar para viajar o hacer deporte.
② Utiliza el módulo Bluetooth de excelente rendimiento para un uso más fluido.
③ Compatible con respuesta de llamadas y hacer llamadas.
④ Con lector de tarjetas TF, compatible con formatos de música MP3.
⑤ Compatible con función de asistente de voz.
⑥ Compatible con función EQ/TWS.
⑦ Amplificador de potencia digital de alta eficiencia, para la protección del medioambiente.
⑧ Batería de ión de litio integrada, se puede recargar repetidamente.
⑨ Altavoces integrados de alta calidad, la calidad de sonido es pura y bella.
⑩ Estructura resonante única, graves extraordinarios.



### Contenu De L'emballage

1 x Haut-parleur sans fil S6
1 x Câble de charge de Type-C
1 x Manuel de l'utilisateur

### Configuration Des Fonctions

① Allumer/Éteindre
② Voyant
③ Diminution du volume/Piste précédente
④ Lecture/Pause
⑤ Augmentation du volume/Piste suivante
⑥ EQ/TWS
⑦ Voyant de charge
⑧ Lecteur de carte TF
⑨ Port de charge de Type-C

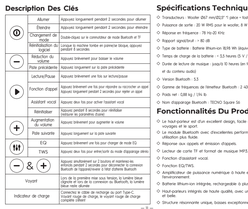



### Description Des Clés

| | | |
|---|---|---|
| | Allumer Éteindre | Appuyez longuement pendant 2 secondes pour allumer |
| | | Appuyez longuement pendant 2 secondes pour éteindre |
| | Changement de mode | Double-cliquez sur le commutateur de mode Bluetooth et TF |
| | Réinitialisation du logiciel | Lorsque la machine bloque et plantée (gelée), appuyez pendant 8 secondes |
| | Réduction du volume | Appuyez brièvement pour baisser le volume |
| | Piste précédente | Appuyez longuement sur la piste précédente |
| | Lecture/Pause | Appuyez brièvement une fois sur le/en/pause |
| | Fonction d'appel | Appuyez brièvement une fois pour répondre ou raccrocher un appel |
| | | Appuyez longuement pendant 2 secondes pour refuser un appel |
| | Assistant vocal | Appuyez deux fois pour activer l'assistant vocal |
| | Réinitialiser | Appuyez pendant 8 secondes pour réinitialiser (restaurer les paramètres d'usine) |
| | Augmentation du volume | Appuyez brièvement pour augmenter le volume |
| | Piste suivante | Appuyez longuement sur la piste suivante |
| | EQ | Appuyez brièvement une fois pour changer de mode EQ |
| | TWS | Appuyez deux fois pour entrer/sortir du mode d'appariage stéréo |
| Voyant | | Appuyez simultanément sur 2 boutons et maintenez-les enfoncés pendant 2 secondes pour déconnecter le périphérique Bluetooth de l'appareil/revenir à l'état d'attente Bluetooth |
| Indicateur de charge | | Lors de la première mise sous tension, le voyant bleue clignote et lors de la connexion au Bluetooth, le voyant bleue reste allumé. |
| | | Connectez le câble de recharge au port Type-C. Voyant rouge de charge, le voyant rouge de charge s'éteindra lorsque |



### Spécifications Techniques

① Transducteurs : Woofer Ø67 mm(Ø2.5" 3 pièce) + tweter 2×Ø24 mm(Ø1" 5 pièces)
② Puissance de sortie : 20 W (RMS) pour le woofer, 8 W (RMS) pour le tweter.
③ Réponse en fréquence : 78 Hz-20 KHz
④ Rapport signal/bruit : > 80 dB
⑤ Type de batterie : Batterie lithium-ion 18.98 Wh (équivalent à 3.6 V / 5 200 mAh)
⑥ Temps de charge de la batterie : 4.5 heures (5 V / 1.2 A)
⑦ Durée de lecture de musique : jusqu'à 10 heures (en fonction du niveau de volume et du contenu audio)
⑧ Version Bluetooth : 5.3
⑨ Gamme de fréquences de émetteur Bluetooth : 2 400 MHz-2 483.5 MHz
⑩ Poids net : 0,68 kg / 1,49 lb
⑪ Nom d'appariage Bluetooth : TECNO Square S6

### Fonctionnalités Du Produit

① Un haut-parleur est d'un excellent design, facile à transporter pour les voyages et le sport.
② Utilise le module Bluetooth aux d'excellentes performances est utilisé pour une utilisation plus fluide.
③ Réponse aux appels et émission d'appels.
④ Lecteur de carte TF et format de musique MP3.
⑤ Fonction d'assistant vocal.
⑥ Fonction EQ/TWS.
⑦ Amplificateur de puissance numérique à haute efficacité, protection de l'environnement.
⑧ Batterie lithium-ion intégrée, rechargeable à plusieurs reprises.
⑨ Haut-parleurs intégrés de haute qualité, avec une qualité sonore pure et belle.
⑩ Structure résonnante unique, basses exceptionnelles.



### CUSTOMER SERVICE

Caricare provides service

### WARRANTY CERTIFICATE

| | |
|---|---|
| Name: | |
| Address: | |
| Telephone number: | |
| Date of purchase: (dd/mm/yy) | |
| Store name: | |
| S/N: | |



技术要求：
1）颜色C：k(参考最终封样）
2）材质M：80g白色牛皮纸
3）工艺F：模切+风琴折
4）环保：产品环保认证需满足包装指令+REACH要求
符合最新版《联创宏声有害物质管理标准》，
同时须符合双方签订的《环保协议书》；
5)测试要求：无
6)其 他：(1)颜色与样板(样板只能存放六个月）不能存在严重色差色彩误差在-3%～3%之间
(2)印刷字嘜、圖案不能存在模糊不清或有重影
(3)贴纸切割位与样板不符，有切偏或未切断等
(4)折合後，各折合邊位紙質不能有爆開、起皱
(5)印刷内容及内容排版位置需与样板或文档相符vzv vvzzt

英语EN，俄语RU，西班牙语ES，法语FR，四合一

說明書折法

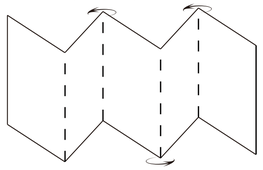

| | | | | | | | | | | | |
|---|---|---|---|---|---|---|---|---|---|---|---|
| | | | 产品型号 | | | S6 | | | | | |
| | | | 零件名称 | | | TECNO Square S6 说明书 | | | | | |
| | | | 零件编号 | | | | | | | | |
| 变 更 | 原 因 | 签名/日期 | | | | | | | | | |
| 标 记 | 签 名 | / 日期 | 图纸编号 | | | | | | | | |
| 制 图 | wfl | 2025/01/09 | 版本 | 比例 | 单位 | A | ±0.05 | ±0.1 | ±0.2 | ±0.3 | ±0.4 |
| 标准化 | | 2025/01/09 | V1 | 1:1 | MM | B | ±0.1 | ±0.2 | ±0.3 | ±0.4 | ±0.5 |
| 审 核 | | 2025/01/09 | | | | C | ±0.2 | ±0.5 | ±0.7 | ±1.2 | ±2.0 |
| 批 准 | | 2025/01/09 | | | | 等级 | <5 | 5～15 | 15～60 | 60～250 | >250 |