


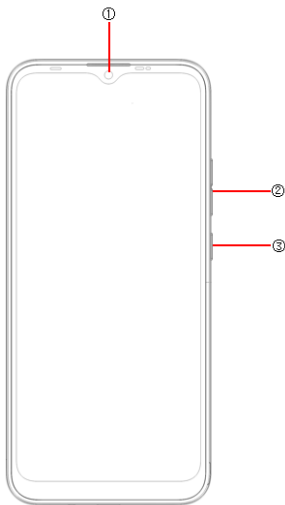
Explosion diagram specification



1	FL(CTP+LCM) 6.52HD+ KE5 Black HX V1.0	2	Astigmatism film 3.5*1.2*0.05 KE5
3	FPC Side key BB4	4	Astigmatism film 3.5*1.2*0.05 KE5
5	Shield Seal Cop foil 20.7*15.5*0.06 KE5	6	LT sensor Seal rubber KE5 Black
7	F CAM Seal rubber KE5 Black	8	FPC REC KC1
9	FM(ICNF7332AL)04 Aqua Blue19 fingerchip	10	CAM FF 8W GC6153 CSP W6003 XCG V 1.0
11	CAM AF 13M S5K3L6 B B 5P B ST V1.0	12	CAM FF 8M GC8034 A B 4P B TXD V1.0
13	F CAM con fb 10.75*7.75*0.1 KE5	14	DistanceSensorSeal mylar10.7*4.8*0.03 KE5

15	F LED-Flashseal mylar 8*4.8*0.03 KE5	16	PCBA MB H6123 A1 32GB+2GB V1.0
17	REC 1206W H20 broadband H:SPL 50mW Goer	18	R MAIN CAM Con foams 12.61*10.46*0.2 KE5
19	BATT Seal rubber 6.15*4.0*0.65 KE5	20	LCM Con Seal rubber 13.1*3.7 *0.65 KE5
21	R hsg asm KE5 Black PC	22	Bat imp steel KE5
23	R CAM lens KE5 Glass 0.5mm Black	24	mc screw M1.4*L2.5*D2.5 *H0.5 silver glue
25	Bat cover asm KE5 Aqua Blue PC	26	mc screw M1.4*L3.5*D2.5 *H0.5 silver
27	SPK frame asm KE5 Black PC	28	Coaxial cable ECT D 147.9 X653C
29	Bat TECNO BL 49FT 4900mAh FH IN	30	PCBA SUB H6123 1 A V1.0
31	FP graphite film 37.14*28.8 *0.05 KE5	32	FP In mylar 4*4*0.05 KE5
33	FP support foam 13.26*12.78 *0.6 KE5	34	FP con foams 7.5*3.5*1 KE5
35	ZIF mylar 9.5*3.5*0.05 KE5	36	Motor COIN 1027 L22 H JX
37	SPK 1115 SPR H3.0 aluminiumfilmRoHS Goer	38	SUB PCB Con Seal rubber KE5
39	FPC SPK KE5		

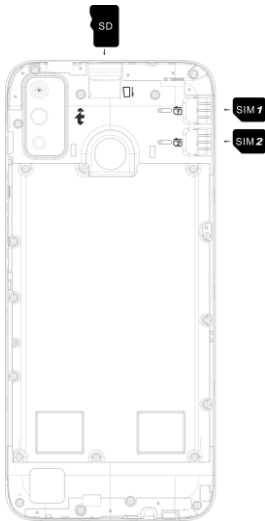
Know your phone



1. Front camera
2. Volume key
3. Power key

SIM/SD card installation

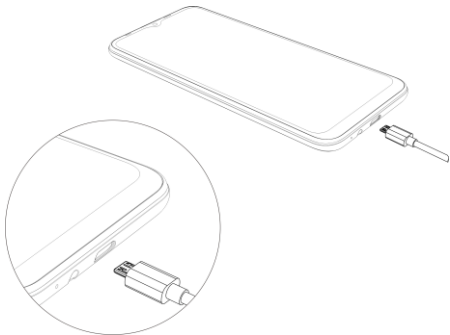
1. Power off mobile.
2. Refer to the following picture for SIM / SD card installation.



Charging the phone

You can charge your device using a charger or by connecting it to the computer using a USB cable (comes with the phone).

1. Please remind the front and back of the plug.
2. Use only TECNO charger and cables. Other chargers or cables may damage the device. This will invalidate your phone warranty.



FCC Statement

1.This device complies with Part 15 of the FCC Rules. Operation is subject to the following two conditions:

- (1) This device may not cause harmful interference.
- (2) This device must accept any interference received, including interference that may cause undesired operation.

2.Changes or modifications not expressly approved by the party responsible for compliance could void the user's authority to operate the equipment.

NOTE:

This equipment has been tested and found to comply with the limits for a Class B digital device, pursuant to Part 15 of the FCC Rules. These limits are designed to provide reasonable protection against harmful interference in a residential installation.

This equipment generates uses and can radiate radio frequency energy and, if not installed and used in accordance with the instructions, may cause harmful interference to radio communications. However, there is no guarantee that interference will not occur in a particular installation. If this equipment does cause harmful interference to radio or television reception, which can be determined by turning the equipment off and on, the user is encouraged to try to correct the interference by one or more of the following measures:

Reorient or relocate the receiving antenna.

Increase the separation between the equipment and receiver.`

Connect the equipment into an outlet on a circuit different from that to which the receiver is connected.

Consult the dealer or an experienced radio/TV technician for help.

SAR Information Statement

Your wireless phone is a radio transmitter and receiver. It is designed and manufactured not to exceed the emission limits for exposure to radiofrequency (RF) energy set by the Federal Communications Commission of the U.S. Government. These limits are part of

comprehensive guidelines and establish permitted levels of RF energy for the general population. The guidelines are based on standards that were developed by independent scientific organizations through periodic and thorough evaluation of scientific studies. The standards include a substantial safety margin designed to assure the safety of all persons, regardless of age and health. The exposure standard for wireless mobile phones employs a unit of measurement known as the Specific Absorption Rate, or SAR. The SAR limit set by the FCC is 1.6 W/kg. * Tests for SAR are conducted with the phone transmitting at its highest certified power level in all tested frequency bands. Although the SAR is determined at the highest certified power level, the actual SAR level of the phone while operating can be well below the maximum value. This is because the phone is designed to operate at multiple power levels so as to use only the power required to reach the network. In general, the closer you are to a wireless base station antenna, the lower the power output. Before a phone model is available for sale to the public, it must be tested and certified to the FCC that it does not exceed the limit established by the government adopted requirement for safe exposure. The tests are performed in positions and locations (e.g., at the ear and worn on the body) as required by the FCC for each model. The highest SAR value for this model phone when tested for use at the ear is **1.055W/Kg** and when worn on the body, as described in this user guide, is **0.638W/Kg**(Body-worn measurements differ among phone models, depending upon available accessories and FCC requirements). The maximum scaled SAR in hotspot mode is **0.638W/Kg**. While there may be differences between the SAR levels of various phones and at various positions, they all meet the government requirement for safe exposure. The FCC has granted an Equipment Authorization for this model phone with all reported SAR levels evaluated as in compliance with the FCC RFexposure guidelines. SAR information on this model phone is on file with the FCC and can be found under the Display Grant section of <http://www.fcc.gov/oet/fccid> after searching on

FCC ID: **2ADYY-KE5** Additional information on Specific Absorption Rates (SAR) can be found on the Cellular Telecommunications Industry Association (CTIA) web-site at <http://www.wow-com.com>. * In the United States and Canada, the SAR limit for mobile phones used by the public is 1.6 watts/kg (W/kg) averaged over one gram of tissue. The standard incorporates a substantial margin of safety to give additional protection for the public and to account for any variations in measurements.

Body-worn Operation

This device was tested for typical body-worn operations. To comply with RF exposure requirements, a minimum separation distance

of 10mm must be maintained between the user's body and the handset, including the antenna. Third-party belt-clips, holsters,

and similar accessories used by this device should not contain any metallic components. Body-worn accessories that do not meet these requirements may not comply with RF exposure requirements and should be avoided. Use only the supplied or an approved