




## Photographs of the Test Configuration

### Conducted Emission Test (Adapter mode)



**Conducted Emission Test (POE mode)**




**For 2.4GHz**

**Radiated Emission Below 1GHz Test (Adapter mode)**








**Radiated Emission Below 1GHz Test (POE mode)**



**Radiated Emission Above 1GHz Test (Adapter mode)**





**Radiated Emission Above 1GHz Test (Adapter mode)**






**Radiated Emission Above 1GHz Test (POE mode)**




**Radiated Emission Above 1GHz Test (POE mode)**






**For 5GHz**

**Radiated Emission Below 1GHz Test (Adapter mode)**





**Radiated Emission Below 1GHz Test (POE mode)**






**Radiated Emission Above 1GHz Test (Adapter mode)**







**Radiated Emission Above 1GHz Test (Adapter mode)**



**Radiated Emission Above 1GHz Test (POE mode)**



**Radiated Emission Above 1GHz Test (POE mode)**

