











User Manual

Product Name	Bluetooth Candle Lamp
Soft Ware Number	ble hy-tx-20141103_v1.8.hexmcu 0xa7051b.hex
Model Number	WMD410A01SR6A0
FCC ID:	2ADXE-WMD41XX01XXXX

Addr:The 6th F, Gate 3, HuaQiang Logistics Center, LongZhu 3rd Road, NanShan District, ShenZhen, China

Shenzhen Sheng Run Technology Co., Ltd

. www.mcu168.com Tel:0755-88825569 Fax:0755-82970906

I. The candle light function		
1	Power on	default 6 color gradient
2	Turn on/off	
3	In static mode to adjust the brightness; In dynamic mode to adjust the change rate	
4	Respectively according to the red, green, blue, white light color.	
5	Color from red light and green light, from top to bottom to increase the brightness of the green light.	
6	Color from green light and blue light, from top to bottom to increase the brightness of the blue light.	
7	Color from blue light and red light, from top to bottom to increase the brightness of the red light	
8	16 color light: jump change	
9	6 color light : gradient change	
10	Three color jump : Red - Blue - Green	
11	White light gradually : bright-faded-bright	

- Remote Control Interface:



Bluetooth Pairing:

1. Turn on the device, it will connect with the remote control device automatically.

II. Other products of our company, please go to our website: www.tuner168.com.

This device complies with part 15 of the FCC rules. Operation is subject to the following two conditions:

- (1) this device may not cause harmful interference, and
- (2) this device must accept any interference received, including interference that may cause undesired operation.

Changes or modifications to this unit not expressly approved by the party responsible for compliance could void the user's authority to operate the equipment.