



REPORT No.: SZ24090195S04

# Hearing Aid Compatibility (HAC) Volume Control Test Report

**APPLICANT** : Telecell Mobile (H.K) Ltd.  
**PRODUCT NAME** : LTE Smartphone  
**MODEL NAME** : L5510  
**BRAND NAME** : FIGO  
**FCC ID** : 2ADX3L5510  
**STANDARD(S)** : FCC 47 CFR Part 20 (20.19)  
ANSI C63.19-2019  
ANSI TIA-5050-2018  
**RECEIPT DATE** : 2024-09-27  
**TEST DATE** : 2024-10-17 to 2024-11-29  
**ISSUE DATE** : 2024-12-12



Edited by:

*Pang Siyu*

Pang Siyu (Rapporteur)

Approved by:

*Gan Yueming*

Gan Yueming (Supervisor)

**NOTE:** This document is issued by Shenzhen Morlab Communications Technology Co., the test report shall not be reproduced except in full without prior written permission of the company. The test results apply only to the particular sample(s) tested and to the specific tests carried out which is available on request for validation and information confirmed at our website.

**MORLAB**

Shenzhen Morlab Communications Technology Co., Ltd.  
FL.1-3, Building A, FeiYang Science Park, No.8 LongChang Road,  
Block67, BaoAn District, ShenZhen, Guangdong Province, P. R. China

Tel: 86-755-36698555

Http://www.morlab.cn

Fax: 86-755-36698525

E-mail: service@morlab.cn





## DIRECTORY

1. Statement of Volume Control.....	4
2. Technical Information .....	5
2.1. Applicant and Manufacturer Information .....	5
2.2. Equipment under Test (EUT) Description.....	5
2.3. Applied Reference Documents .....	7
3. Air Interface and Operating Mode .....	8
4. Volume Control Test Requirements and Restrictions .....	9
4.1. Conversational Gain Performance .....	9
4.2. Receive Distortion and Noise Performance.....	9
4.3. Receive Acoustic Frequency Response Performance .....	9
5. Volume Control Measurement System .....	12
6. Volume Control Measurement Procedure .....	13
7. Test Equipment List .....	14
8. Supported Codec Summary.....	15
9. Test Results Summary.....	17
9.1. General Guidance .....	17
9.2. Test Results .....	19
10. Uncertainty Assessment .....	23
Annex A General Information.....	25
Annex B Test Setup Photos .....	26
Annex C Test Results of Distortion and Noise .....	26
Annex D Test Results of Volume Control .....	26



REPORT No.: SZ24090195S04

Change History		
Version	Date	Reason for change
1.0	2024-12-12	First edition



# 1. Statement of Volume Control

The lowest conversational gain found during test as bellows:

Mounting Force	Lowest Conversational Gain (dB)
2N	19.24
8N	19.55

**Note:**

1. This device is in compliance with compliance with HAC requirement specified in FCC 47 CFR Part 20.19 and ANSI C63.19-2019 and tested in accordance with the measurement methods and procedures specified in ANSI/TIA-5050-2018 and FCC KDB publications.
2. The 2N force is used for testing requirements related to use by persons with hearing devices and the 8N force is used for testing requirements related to use by persons without hearing devices.
3. The test used the max power or the power of the device when held to the head for all users.
4. When the test result is a critical value, we will use the measurement uncertainty give the judgment result based on the 95% confidence intervals.



## 2. Technical Information

**Note:** Provide by applicant.

### 2.1. Applicant and Manufacturer Information

<b>Applicant:</b>	Telecell Mobile (H.K) Ltd.
<b>Applicant Address:</b>	RM 801 Metro Centre II, 21 Lam Hing Street. Kowloon Bay. HK
<b>Manufacturer:</b>	Telecell Mobile (H.K) Ltd.
<b>Manufacturer Address:</b>	RM 801 Metro Centre II, 21 Lam Hing Street. Kowloon Bay. HK

### 2.2. Equipment under Test (EUT) Description

<b>Product Name:</b>	LTE Smartphone
<b>EUT No.:</b>	7#
<b>Hardware Version:</b>	20240622
<b>Software Version:</b>	FIGO_FIERCE_L5510_V1.0_20241115
<b>Frequency Bands:</b>	GSM 850: 824 MHz ~ 849 MHz GSM 1900: 1850 MHz ~ 1910 MHz WCDMA II: 1850 MHz ~ 1910 MHz WCDMA V: 824 MHz ~ 849 MHz LTE Band 2: 1850 MHz ~ 1910 MHz LTE Band 4: 1710 MHz ~ 1755 MHz LTE Band 5: 824 MHz ~ 849 MHz LTE Band 7: 2500 MHz ~ 2570 MHz LTE Band 12: 699 MHz ~ 716 MHz LTE Band 17: 704 MHz ~ 716 MHz LTE Band 66: 1710 MHz ~ 1780 MHz LTE Band 71: 663 MHz ~ 698 MHz WLAN 2.4GHz: 2412 MHz ~ 2472 MHz WLAN 5.2GHz: 5180 MHz ~ 5240 MHz WLAN 5.3GHz: 5260 MHz ~ 5320 MHz WLAN 5.8GHz: 5745 MHz ~ 5825 MHz Bluetooth: 2402 MHz ~ 2480 MHz
<b>Modulation Mode:</b>	GSM/GPRS: GMSK EDGE: 8PSK WCDMA: QPSK, 16QAM LTE: QPSK, 16QAM, 64QAM 802.11b: DSSS 802.11g/n-HT20: OFDM



	802.11a/n-HT20/40: OFDM 802.11ac-VHT20/40/80: OFDM BR+EDR: GFSK (1Mbps), $\pi/4$ -DQPSK (2Mbps), 8-DPSK (3Mbps) Bluetooth LE: GFSK (1Mbps, 2Mbps)
<b>Multi-slot Class:</b>	GPRS: Multi-slot Class 12 EDGE: Multi-slot Class 12
<b>Operation Class:</b>	Class B
<b>Antenna type:</b>	WWAN: FPC Antenna WLAN: FPC Antenna Bluetooth: FPC Antenna
<b>VoLTE Mode:</b>	Support
<b>VoWi-Fi Mode:</b>	Not Support
<b>VoIP Mode:</b>	Not Support
<b>SIM Cards Description:</b>	GSM+WCDMA+LTE

**Note:**

For more detailed description, please refer to specification or user manual supplied by the applicant and/or manufacturer.



## 2.3. Applied Reference Documents

### Leading reference documents for testing:

No.	Identity	Document Title	Method determination Remark
1	FCC 47 CFR Part 20 (20.19)	Hearing aid-compatible mobile handsets	No deviation
2	ANSI C63.19-2019	American National Standard Methods of Measurement of Compatibility between Wireless Communications Devices and Hearing Aids	No deviation
3	ANSI/TIA-5050-2018	Telecommunications Communications Products Receive Volume Control Requirements for Wireless (Mobile) Devices	No deviation
4	KDB 285076 D01v06r04	HAC Guidance	No deviation
5	KDB 285076 D03v01r06	HAC FAQ	No deviation
6	KDB 285076 D04v02	Volume Control	No deviation
7	KDB 285076 D05v01	HAC Waiver DA 23-914	No deviation
<b>Note:</b> Additions to, deviation, or exclusions from the method shall be judged in the "method determination" column of add, deviate or exclude from the specific method shall be explained in the "Remark" of the above table.			

### 3. Air Interface and Operating Mode

Air Interface	Band	Transport Type	ANSI C63.19 Tested	Simultaneous Transmitter	Name of Voice Service	Power Reduction
GSM	GSM850	VO	Yes	WLAN, BT	CMRS Voice	No
	GSM1900					No
	EDGE 850	DT	No	WLAN, BT	N/A	No
	EDGE 1900					No
WCDMA (UMTS)	Band II	VO	Yes	WLAN, BT	CMRS Voice	No
	Band V					No
	HSPA	DT	No	WLAN, BT	N/A	No
FDD-LTE	Band 2	VO	Yes	WLAN, BT	VoLTE	No
	Band 4					No
	Band 5					No
	Band 7					No
	Band 12					No
	Band 17					No
	Band 66					No
	Band 71					No
WiFi	2450	DT	No	GSM, UMTS, LTE	N/A	No
	5200 (U-NII-1)					No
	5300 (U-NII-2A)					No
	5800 (U-NII-3)					No
BT	2450	DT	No	GSM, UMTS, LTE	N/A	No

**Note:**

- 1) Air Interface/Band MHz: List of all air interfaces and bands supported by the handset.
- 2) Simultaneous Transmitter: Indicate any air interface/bands that operate in simultaneous or concurrent service transmission mode.
- 3) Name of Voice Service: See Q4 in 285076 D03 HAC FAQ for further clarification.
- 4) Set device to highest device transmit power in a held to the ear mode.
- 5) The non-3GPP codec of the Google Meet is not required per KDB 285076 D05, therefore 5G NR would not be tested for the volume control.



## 4. Volume Control Test Requirements and Restrictions

### 4.1. Conversational Gain Performance

1. According to KDB 285076D05, for the 2N mounting force test, one narrowband and one wideband voice codec embedded with the handset must pass with at least one volume control setting with a Conversational gain of  $\geq 6$  dB for all voice services, bands of operation and air interfaces over which it operates using one codec bit rate of the applicant's choosing.
2. According to KDB 285076D05, for the 8N mounting force test, one narrowband and one wideband voice codec embedded with the handset must pass with at least one volume control setting with a Conversational gain of  $\geq 6$  dB for all voice services, bands of operation and air interfaces over which they operate but is not required to meet or exceed the full 18 dB of Conversational gain specified in section 5.1.1 of the TIA 5050 Volume Control Standard using one codec bit rate of the applicant's choosing.
3. Calculate the Conversational Gain by subtracting 70 dB from the measured dB SPL. That is Monoaural Conversational Gain = (Measured dB SPL Level - 70 dB SPL) dB.

### 4.2. Receive Distortion and Noise Performance

With a mounting force of 8N and 2N, the ratio of the stimulus signal power to the 100 Hz to 8000 Hz total A-weighted distortion and noise power shall be  $\geq 20$  dB when tested over the range of 1/3 octave band center frequencies:

1. Narrowband transmission mode: Each 1/3 octave band center frequency from 400 Hz to 3150 Hz.
2. Wideband transmission mode: Each 1/3 octave band center frequency from 250 Hz to 5000 Hz.
3. According to KDB 285076 D05, choosing one narrowband and one wideband for all voice services, bands of operation and air interfaces over which it operates using one codec bit rate of the applicant's choosing to meet Receive Distortion and Noise requirement.

### 4.3. Receive Acoustic Frequency Response Performance

The receive acoustic frequency response is required to be met when tested with a handset mounting force of 2N and 8N. For a hearing device, a 2N force is used to simulate usage of the handset by a person with a hearing device in the microphone (acoustic) mode.

The receive frequency response is the ratio of the output sound pressure at the listener reference point (LRP) (FF or DF) to the voltage input to the reference codec, or digital bit stream equivalent, as shown in Eq 1 for each frequency or frequency band (fi):

$$S_{JE} = 20 \log_{10} (P_E/V_R) \text{ dB re 1 Pa/V} \quad \text{Eq 1}$$

Where

$S_{JE}$  = Receive Sensitivity, Junction to Ear, at  $f_i$ .

$P_E$  = LRP sound pressure measured by ear simulator at DRP and translated to the FF or DF (see Annex B), at  $f_i$ .

$V_R$  = RMS input voltage to the reference codec, or digital bit stream equivalent, at  $f_i$ .

For the volume control settings determined in section 5.1.1 of ANSI/TIA-5050 with a mounting force of 8N and 2N, the receive frequency response shall be measured at the DRP in 1/12 octave bands. After translation to the FF or DF, it shall fall between the applicable upper and lower limits.

The exact limit values at any 1/12 octave band center frequency falling between two consecutive points specified in the table may be calculated using the formula given in Eq 2 below:

$$X_f = X_1 + (X_2 - X_1) * \left( \frac{\log_{10} f - \log_{10} f_1}{\log_{10} f_2 - \log_{10} f_1} \right) \quad \text{Eq 2}$$

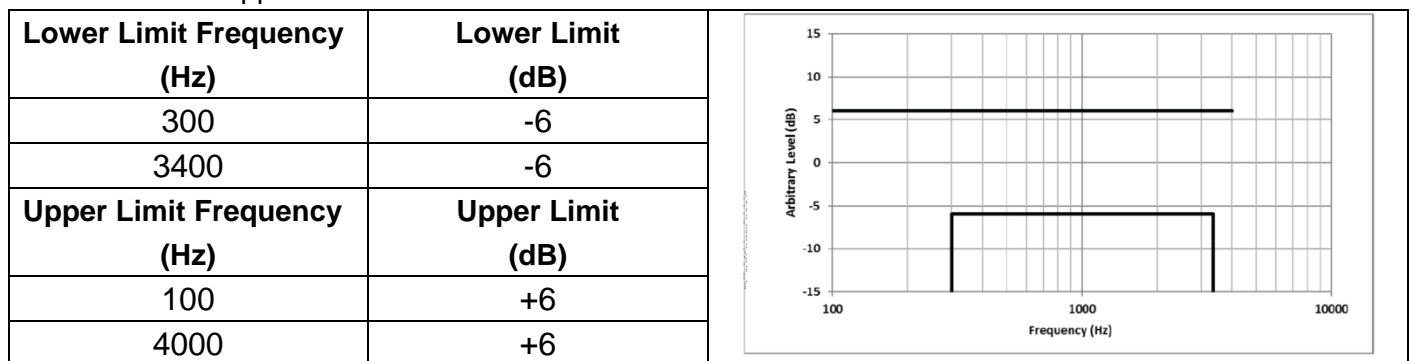
Where

$X_f$  = limit value at frequency  $f$

$X_1$  = limit value at frequency  $f_1$  as given in table

$X_2$  = limit value at frequency  $f_2$  as given in table

1. Narrowband: The 1/12 octave band frequency response after translation to the FF or DF shall fall between the upper and lower limits below.

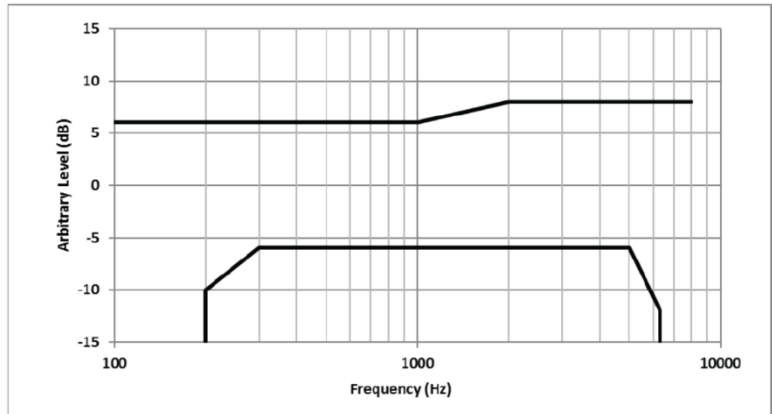


2. Wideband: The 1/12 octave band frequency response after translation to the FF or DF shall fall between the upper and lower limits below.

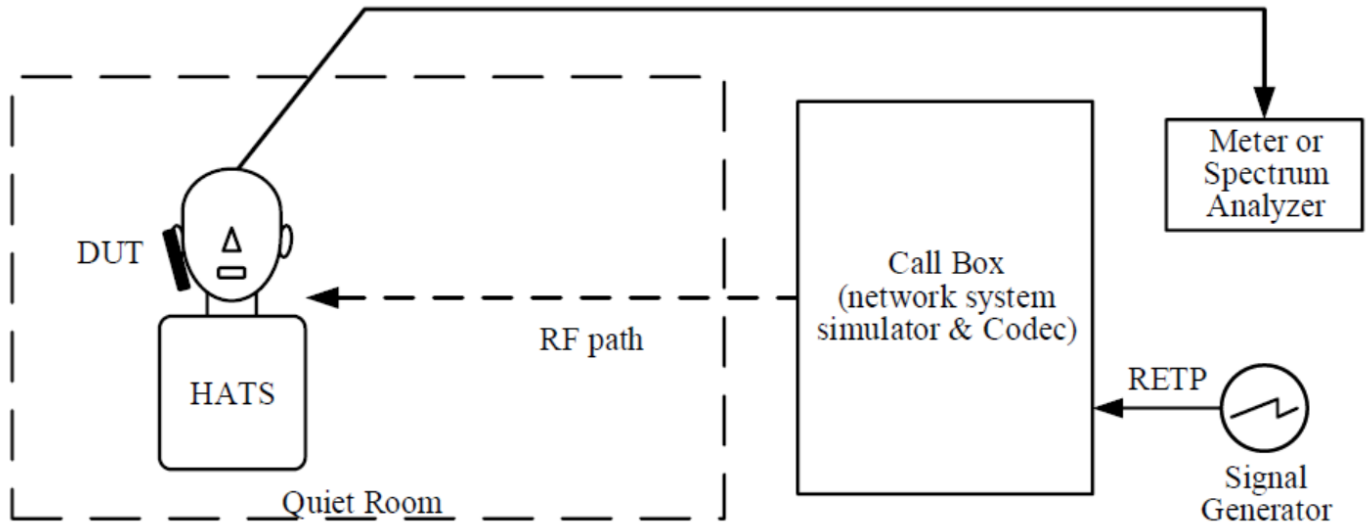


REPORT No.: SZ24090195S04

Lower Limit Frequency (Hz)	Lower Limit (dB)
200	-10
300	-6
500	-6
6300	-12
Upper Limit Frequency (Hz)	Upper Limit (dB)
100	+6
1000	+6
2000	+8
8000	+8



## 5. Volume Control Measurement System



**Fig 5.1 Volume Control System Configurations**

**Note:**

1. A room with background noise no greater than 40 dBA.
2. The Call Box passes the voice channel stream to the DUT without modification. There is no gain or loss in the voice channel stream due to the Call Box interface.
3. The RETP (receive electrical test point) is the point in the device test arrangement where signals are applied to the DUT in the receive direction.
4. Per C63 & KDB 285076 D02v04, define all of the applicable input audio level:
  - 1) GSM input level: -16dBm0
  - 2) UMTS input level: -16dBm0
  - 3) VoLTE input level: -16dBm0
  - 4) VoWiFi input level: -20dBm0
  - 5) OTT VoIP input level: -20dBm0
5. The callbox of CMW500 is used to GSM, UMTS, 1xRTT of CDMA200, VoLTE over IMS and Vo-WiFi over IMS Volume Control measurement, the data application unit of the CMW500 was used to simulate the IP multimedia subsystem server. And the CMW500 can be manually configured to ensure and control the speech input level result is -16dBm0 for VoLTE and -20dBm0 for VoWiFi when the device during the IMS connection.

## 6. Volume Control Measurement Procedure

### <Conversational Gain Performance>

1. Configure the DUT with a mounting force of 8N and test equipment as shown in Figure 1 in an active call state with the applicable codec for the transmission mode under test.
2. Set the DUT volume control to the maximum setting.
3. If the DUT has an adjustable tone control feature, a tone control setting that meets the frequency response requirements in ANSI/TIA-5050 section 5.3.1 shall be used.
4. Apply the real speech test signal at a level of -20 dBm0 at the RETP and measure the acoustic output at the Drum Reference Point (DRP) over one complete sequence of the test signal.
5. Translate the measurement made at the DRP to the Free Field (FF) using the translation data in Annex B of ANSI/TIA-5050.
6. Over the applicable frequency band, determine the ASL in dB SPL for the resulting sound pressure level in accordance with Method B of ITU-T Recommendation P.56:
  - a. Narrowband 100 Hz through 4000 Hz.
  - b. Wideband 100 Hz through 7720 Hz.
7. Calculate the Conversational Gain by subtracting 70 dB from the measured dB SPL.  
[Conversational Gain = (Measured dB SPL Level - 70 dB SPL) dB]
8. Measure the output distortion per clause 5.2. If a distortion failure occurs at the maximum volume control setting, reduce the volume control setting and repeat the measurement to determine if a setting can be found for which the conversational gain requirement is met without a distortion failure.
9. Repeat steps 2-8 with a mounting force of 2N.

### <Receive Distortion and Noise Performance>

1. Configure the DUT with a mounting force of 8N and test equipment as shown in Figure 1 in an active call state with the applicable codec for the transmission mode under test with the volume control at the setting determined in 5.1.1 of ANSI/TIA-5050.
2. Receive distortion and noise is measured using the PN-SDNR procedure as described in Annex A of ANSI/TIA-5050.
3. To ensure DUT activation, apply the real speech test signal at a level of -20 dBm0 followed immediately by the initial 1/3 octave center frequency PN test signal in Table A.1 of ANSI/TIA-5050 based on the narrowband or wideband operating mode. Measure the acoustic output at the DRP over the complete sequence of the PN test signal.
4. Translate the measurement made at the DRP to the FF using the translation data in Annex B of ANSI/TIA-5050.
5. Calculate the acoustic output unweighted total signal power of the stimulus measurement band as described in A.2 of ANSI/TIA-5050.
6. Calculate the notched A-weighting distortion and noise components as described in A.3 of ANSI/TIA-5050.



7. Calculate the ratio of the signal power to the total A-weighted distortion and noise power using Eq A-1 of ANSI/TIA-5050.
8. Repeat for each of the remaining 1/3 octave center frequencies in Table A.1 of ANSI/TIA-5050 based on the narrowband or wideband operating mode.
9. Repeat steps 2-8 with a mounting force of 2N.

#### <Receive Acoustic Frequency Response Performance>

1. Configure the DUT with a mounting force of 8N and test equipment as shown in Figure 1 in an active call state with the applicable codec for the transmission mode under test with the volume control at the setting determined in 5.1.1 of ANSI/TIA-5050.
2. If the DUT has an adjustable tone control feature the initial measurement is to be performed with the default tone control setting.
3. Apply the real speech test signal with a level of -20 dBm0 at the RETP.
4. Capture the frequency spectrum at the DRP of the HATS using real-time analysis with 1/12 octave bands over the frequency range from 100 Hz to 4000 Hz for narrowband measurements, or over the frequency range from 100 Hz to 8000 Hz for wideband measurements, averaged over the entire duration of the test signal.
5. Transform the DRP frequency spectrum measurement to the FF or DF (see Annex B of ANSI/TIA-5050).
6. Divide the 1/12 octave measurement data by the 1/12 octave frequency spectrum of the test signal at the RETP and present the measurement in terms of dB (Pa/V).
7. Apply the applicable frequency response limits to determine compliance.
8. If the default tone control setting does not meet the requirement, repeat the above steps for other tone control settings to determine a tone control setting that meets the requirements.
9. Repeat with a mounting force of 2N

## 7. Test Equipment List

Manufacturer	Name of Equipment	Type/Model	Serial No./ SW Version	Last Cal.	Due Date
NTi AUDIO	Audio Analyzer	FLexus FX100	11762	2024-06-05	2025-06-04
R&S	Base Station	CMW500	165755	2024-01-25	2025-01-24
ETS	Anechoic Chamber	N/A	HC-54892	2023-06-21	2026-06-20
B&K	Audio Holder	N/A	1094	NCR	NCR

## 8. Supported Codec Summary

### <General Guidance>

1. According to KDB 285076 D04, it's not required that every combination of codec, codec data rate, air interface, band, band channel, bandwidth, modulation data rate, subcarrier spacings, and resource blocks to be documented in a test report. However, it is expected to investigate and document only the worst-case test conditions and results. Each submitted test report shall document the codec type (i.e., NB, WB, EVS, etc.), every air interface (i.e., LTE, 5G NR, WI-FI), and band supported for the worst-case codec bit rate, band channel, bandwidth, air interface bit rate, subcarrier spacings, and resource blocks.
2. According to KDB 285076 D05 only CMRS narrowband and CMRS wideband voice codecs are required to comply with the volume control requirements of the ANSI/TIA 5050 Volume Control Standard. Other codecs out of 3GPP such as full-band and super-wideband codec or OTT VoIP codecs should be documented in the test report but not required to comply with the requirements of ANSI/TIA 5050.

### <Codec Summary>

Wireless Mode	Codec/Bitrates (kbps)					
	AMR NB	AMR WB	EVS SWB	EVS NB	EVS WB	EVS FWB
GSM	4.75	6.60				
	5.15	8.85				
	5.90	12.65				
	6.60	14.25				
	7.40	15.85				
	7.95	18.25				
	10.20	19.85				
	12.20	23.05				
		23.85				
WCDMA	4.75	6.60				
	5.15	8.85				
	5.90	12.65				
	6.60	14.25				
	7.40	15.85				
	7.95	18.25				
	10.20	19.85				
	12.20	23.05				
		23.85				
VoLTE	4.75	6.60		5.9	5.9	



REPORT No.: SZ24090195S04

	5.15	8.85		7.2	7.2	
	5.90	12.65		8.0	8.0	
	6.60	14.25		9.6	9.6	
	7.40	15.85		13.2	13.2	
	7.95	18.25			16.4	
	10.20	19.85			24.4	
	12.20	23.05			32	
		23.85			48	
					64	
					96	
					128	



## 9. Test Results Summary

### 9.1. General Guidance

1. The middle channel of each frequency band is used to Volume Control.
2. All of test configurations were tested under the maximum volume.
3. According to KDB 285076 D05, the technical testing requirements for the conversational gain, distortion, and frequency response tests that amends KDB 285076 D04 Volume Control under the conditions of the limited-term waiver DA 23-914, that
  - a. Under the waiver, only CMRS narrowband and CMRS wideband voice codecs are required to comply with the volume control requirements of the ANSI/TIA-5050 Volume Control Standard:
    - 1) For the 2N mounting force test, one narrowband and one wideband voice codec embedded with the handset must pass with at least one volume control setting with a conversational gain of  $\geq 6$  dB for all voice services, bands of operation and air interfaces over which it operates using one codec bit rate of the applicant's choosing.
    - 2) For the 8N mounting force test, one narrowband and one wideband voice codec embedded with the handset must pass with at least one volume control setting with a conversational gain of  $\geq 6$  dB for all voice services, bands of operation and air interfaces over which they operate but is not required to meet or exceed the full 18 dB of conversational gain specified in section 5.1.1 of the ANSI/TIA-5050 Volume Control Standard using one codec bit rate of the applicant's choosing.
  - b. For all other narrowband and wideband codecs not evaluated in 2.a. above, ANSI/TIA-5050 Receive Distortion and Noise Performance and Receive Acoustic Frequency Response Performance evaluations are not required; however, these codecs shall be assessed for conversational gain and documented in the test report at the 2N and 8N levels with a gain of  $\geq 6$  dB for all voice services, bands of operation and air interfaces over which they operate. The handset volume setting used to comply with 2.a. shall be used for these other CMRS codec evaluations.
  - c. Any other codec for voice services embedded in the handset, not identified in 2.a. and 2.b. above, is not required to comply or demonstrate in the test reports for conversational gain.
4. The worst ratio configuration (i.e., codec data rate, air interface, band, band channel, bandwidth, modulation data rate, subcarrier spacings, and resource blocks) through internal radio configuration investigation was documented as below.
5. The product is tested in the room with an ambient noise of less than 40 dBA.
6. The VOWIFI test mode is tested according to the worst mode of the T-Coil.
7. The distortion and noise test results data are referred to Annex C.
8. According to KDB 285076 D05, any other codec for voice services embedded in the handset, not identified in 2.a. and 2.b. above, (eg: Google Meet, Apple Facetime and non-3GPP VoIP codecs) is not required to comply or demonstrate in the test reports for conversational gain. Waiver DA 23-914 only requires conversational gain compliance for CMRS narrowband and CMRS wideband voice codecs as stated above. All other codecs either part of 3GPP set such as full-band and super-wideband codecs or



OTT codecs are to be documented in the test report but not required to comply with the TIA 5050 Volume Control Standard. Therefore, Google Meet does not test content related to Volume Control in this report.

9. The device has similar frequency in LTE bands: LTE Band 2/25, LTE Band 4/66, LTE Band 5/26 since the supported frequency spans for the smaller LTE bands are completely cover by the larger LTE bands, therefore, only larger LTE bands were required to be tested for volume control.



## 9.2. Test Results

### ➤ Test Results for KDB 285076 D05 2.a

#### <2N Mounting Force>

Air Interface	Radio Configuration	Channel	Codec Bitrates (kbps)	Speech Level (dB SPL)	Conversational Gain (dB)	Minimum PN-SDNR (dB)	Free Field (FF)
GSM 850	GSM Voice	189	AMR-NB 12.2Kbps	92.21	22.21	32.87	PASS
GSM 850	GSM Voice	189	AMR-WB 23.85Kbps	93.34	23.34	25.3	PASS
GSM 1900	GSM Voice	661	AMR-NB 12.2Kbps	91.08	21.08	32.87	PASS
GSM 1900	GSM Voice	661	AMR-WB 23.85Kbps	92.53	22.53	25.07	PASS
WCDMA II	AMR 12.2Kbps	9400	AMR-NB 12.2Kbps	91.2	21.2	33.13	PASS
WCDMA II	AMR 12.2Kbps	9400	AMR-WB 23.85Kbps	99.28	29.28	25.16	PASS
WCDMA V	AMR 12.2Kbps	4182	AMR-NB 12.2Kbps	92.23	22.23	32.89	PASS
WCDMA V	AMR 12.2Kbps	4182	AMR-WB 23.85Kbps	93.49	23.49	26.56	PASS
LTE Band 2	QPSK / 20M / 1RB 0offset	18900	AMR-NB 12.2Kbps	91.18	21.18	28.66	PASS
LTE Band 2	QPSK / 20M / 1RB 0offset	18900	AMR-WB 23.85Kbps	89.24	19.24	27.28	PASS
LTE Band 5	QPSK / 10M / 1RB 0offset	20525	AMR-NB 12.2Kbps	91.53	21.53	27.96	PASS
LTE Band 5	QPSK / 10M / 1RB 0offset	20525	AMR-WB 23.85Kbps	93.18	23.18	26.22	PASS
LTE Band 7	QPSK / 20M / 1RB 0offset	21100	AMR-NB 12.2Kbps	90.5	20.5	26.67	PASS
LTE Band 7	QPSK / 20M / 1RB 0offset	21100	AMR-WB 23.85Kbps	91.52	21.52	24.93	PASS
LTE Band 12	QPSK / 10M / 1RB 0offset	23095	AMR-NB 12.2Kbps	91.37	21.37	26.91	PASS
LTE Band	QPSK / 10M /	23095	AMR-WB	93.5	23.5	25.17	PASS



12	1RB 0offset		23.85Kbps				
LTE Band 66	QPSK / 20M / 1RB 0offset	132322	AMR-NB 12.2Kbps	89.27	19.27	27.83	PASS
LTE Band 66	QPSK / 20M / 1RB 0offset	132322	AMR-WB 23.85Kbps	90.8	20.8	26.91	PASS
LTE Band 71	QPSK / 20M / 1RB 0offset	133322	AMR-NB 12.2Kbps	90.11	20.11	35.74	PASS
LTE Band 71	QPSK / 20M / 1RB 0offset	133322	AMR-WB 23.85Kbps	92.3	22.3	26.67	PASS

**<8N Mounting Force>**

Air Interface	Radio Configuration	Channel	Codec Bitrates (kbps)	Speech Level (dB SPL)	Conversational Gain (dB)	Minimum PN-SDNR (dB)	Free Field (FF)
GSM 850	GSM Voice	189	AMR-NB 12.2Kbps	94.29	24.29	32.75	PASS
GSM 850	GSM Voice	189	AMR-WB 23.85Kbps	95.42	25.42	25.38	PASS
GSM 1900	GSM Voice	661	AMR-NB 12.2Kbps	93.16	23.16	32.99	PASS
GSM 1900	GSM Voice	661	AMR-WB 23.85Kbps	94.61	24.61	25.15	PASS
WCDMA II	AMR 12.2Kbps	9400	AMR-NB 12.2Kbps	93.28	23.28	33.01	PASS
WCDMA II	AMR 12.2Kbps	9400	AMR-WB 23.85Kbps	95.36	25.36	25.24	PASS
WCDMA V	AMR 12.2Kbps	4182	AMR-NB 12.2Kbps	94.31	24.31	33.06	PASS
WCDMA V	AMR 12.2Kbps	4182	AMR-WB 23.85Kbps	95.57	25.57	26.64	PASS
LTE Band 2	QPSK / 20M / 1RB 0offset	18900	AMR-NB 12.2Kbps	92.84	22.84	28.89	PASS
LTE Band 2	QPSK / 20M / 1RB 0offset	18900	AMR-WB 23.85Kbps	89.55	19.55	26.93	PASS
LTE Band 5	QPSK / 10M / 1RB 0offset	20525	AMR-NB 12.2Kbps	93.61	23.61	29.19	PASS
LTE Band 5	QPSK / 10M / 1RB 0offset	20525	AMR-WB 23.85Kbps	95.26	25.26	26.3	PASS



LTE Band 7	QPSK / 20M / 1RB 0offset	21100	AMR-NB 12.2Kbps	92.58	22.58	27.9	PASS
LTE Band 7	QPSK / 20M / 1RB 0offset	21100	AMR-WB 23.85Kbps	93.6	23.6	25.01	PASS
LTE Band 12	QPSK / 10M / 1RB 0offset	23095	AMR-NB 12.2Kbps	93.08	23.08	28.14	PASS
LTE Band 12	QPSK / 10M / 1RB 0offset	23095	AMR-WB 23.85Kbps	95.58	25.58	25.25	PASS
LTE Band 66	QPSK / 20M / 1RB 0offset	132322	AMR-NB 12.2Kbps	92.26	22.26	29.97	PASS
LTE Band 66	QPSK / 20M / 1RB 0offset	132322	AMR-WB 23.85Kbps	93.53	23.53	26.99	PASS
LTE Band 71	QPSK / 20M / 1RB 0offset	133322	AMR-NB 12.2Kbps	93.23	23.23	29.4	PASS
LTE Band 71	QPSK / 20M / 1RB 0offset	133322	AMR-WB 23.85Kbps	94.01	24.01	26.75	PASS

➤ **Test Results for KDB 285076 D05 2.b**

**<2N Mounting Force>**

Air Interface	Radio Configuration	Channel	Codec Bitrates (kbps)	Speech Level (dB SPL)	Conversational Gain (dB)	Margin to Limit (dB)
LTE Band 2	QPSK / 20M / 1RB 0offset	18900	EVS-NB 24.4Kbps	92.26	22.26	16.26
LTE Band 2	QPSK / 20M / 1RB 0offset	18900	EVS-WB 128Kbps	91.05	21.05	15.05
LTE Band 5	QPSK / 10M / 1RB 0offset	20525	EVS-NB 24.4Kbps	91.55	21.55	15.55
LTE Band 5	QPSK / 10M / 1RB 0offset	20525	EVS-WB 128Kbps	90.39	20.39	14.39
LTE Band 7	QPSK / 20M / 1RB 0offset	21100	EVS-NB 24.4Kbps	91.83	21.83	15.83
LTE Band 7	QPSK / 20M / 1RB 0offset	21100	EVS-WB 128Kbps	90.86	20.86	14.86
LTE Band 12	QPSK / 10M / 1RB 0offset	23095	EVS-NB 24.4Kbps	91.74	21.74	15.74
LTE Band 12	QPSK / 10M /	23095	EVS-WB	90.51	20.51	14.51



	1RB 0offset		128Kbps			
LTE Band 66	QPSK / 20M / 1RB 0offset	132322	EVS-NB 24.4Kbps	91.86	21.86	15.86
LTE Band 66	QPSK / 20M / 1RB 0offset	132322	EVS-WB 128Kbps	90.68	20.68	14.68
LTE Band 71	QPSK / 20M / 1RB 0offset	133322	EVS-NB 24.4Kbps	91.44	21.44	15.44
LTE Band 71	QPSK / 20M / 1RB 0offset	133322	EVS-WB 128Kbps	90.57	20.57	14.57

**<8N Mounting Force>**

Air Interface	Radio Configuration	Channel	Codec Bitrates (kbps)	Speech Level (dB SPL)	Conversational Gain (dB)	Margin to Limit (dB)
LTE Band 2	QPSK / 20M / 1RB 0offset	18900	EVS-NB 24.4Kbps	92.55	22.55	16.55
LTE Band 2	QPSK / 20M / 1RB 0offset	18900	EVS-WB 128Kbps	91.39	21.39	15.39
LTE Band 5	QPSK / 10M / 1RB 0offset	20525	EVS-NB 24.4Kbps	95.26	25.26	19.26
LTE Band 5	QPSK / 10M / 1RB 0offset	20525	EVS-WB 128Kbps	95.26	25.26	19.26
LTE Band 7	QPSK / 20M / 1RB 0offset	21100	EVS-NB 24.4Kbps	91.74	21.74	15.74
LTE Band 7	QPSK / 20M / 1RB 0offset	21100	EVS-WB 128Kbps	90.49	20.49	14.49
LTE Band 12	QPSK / 10M / 1RB 0offset	23095	EVS-NB 24.4Kbps	91.56	21.56	15.56
LTE Band 12	QPSK / 10M / 1RB 0offset	23095	EVS-WB 128Kbps	90.66	20.66	14.66
LTE Band 66	QPSK / 20M / 1RB 0offset	132322	EVS-NB 24.4Kbps	91.53	21.53	15.53
LTE Band 66	QPSK / 20M / 1RB 0offset	132322	EVS-WB 128Kbps	91.05	21.05	15.05
LTE Band 71	QPSK / 20M / 1RB 0offset	133322	EVS-NB 24.4Kbps	91.58	21.58	15.58
LTE Band 71	QPSK / 20M / 1RB 0offset	133322	EVS-WB 128Kbps	90.69	20.69	14.69

## 10. Uncertainty Assessment

The component of uncertainty may generally be categorized according to the methods used to evaluate them. The evaluation of uncertainty by the statistical analysis of a series of observations is termed a Type A evaluation of uncertainty. The evaluation of uncertainty by means other than the statistical analysis of a series of observation is termed a Type B evaluation of uncertainty. Each component of uncertainty, however evaluated, is represented by an estimated standard deviation, termed standard uncertainty, which is determined by the positive square root of the estimated variance.

The combined standard uncertainty of the measurement result represents the estimated standard deviation of the result. It is obtained by combining the individual standard uncertainties of both Type A and Type B evaluation using the usual "root-sum-squares" (RSS) methods of combining standard deviations by taking the positive square root of the estimated variances. Expanded uncertainty is a measure of uncertainty that defines an interval about the measurement result within which the measured value is confidently believed to lie. It is obtained by multiplying the combined standard uncertainty by a coverage factor. For purpose of this document, a coverage factor two is used, which corresponds to confidence interval of about 95 %.

The judgment of conformity in the report is based on the measurement results excluding the measurement uncertainty.

Declaration of Conformity:

The test results with all measurement uncertainty excluded is presented in accordance with the regulation limits or requirements declared by manufacturers.

Comments and Explanations:

The declared of product specification for EUT presented in the report are provided by the manufacturer, and the manufacturer takes all the responsibilities for the accuracy of product specification.

Component	Standard Uncertainty (dB)	U <sup>2</sup> (%)
Generator Accuracy To enable harmonic distortion measurements to 0.1%, the generator distortion must be <0.05%. This is equivalent to a standard uncertainty of 0.043 dB.	0.043	0.25
Ear Simulator Pressure Sensitivity (incl. Measurement Mic.) The uncertainty of the ear simulator as per the standards and quoted on its calibration certificate is 0.3 dB with a coverage factor of k= 2. This is equivalent to a standard uncertainty of 0.3/2 = 0.15 dB.	0.15	3.03
Microphone Preamplifier The manufacturer quotes the preamp to be within + 0.02 dB with a 95% probability or 2σ. This is equivalent to a standard uncertainty of 0.02/2 = 0.01 dB.	0.01	0.01
Analysis System / RMS Detector Typical measurement system detector accuracy is 0.1 dB with a coverage factor of k= 2. This is equivalent to a standard uncertainty of 0.1/2 = 0.05 dB.	0.05	0.33
Effect of Positioning on Mid-Band Sensitivity For a handset, with the HATS positioning jig, the typical standard deviation estimated from a statistically significant number of measurements is +2 dB This is equivalent to a standard uncertainty of 2 dB.	2.0	670.42



REPORT No.: SZ24090195S04

Time Varying Effects of the Mouth Simulator for Send & Sidetone For a receive measurement on a handset. the mouth simulator is not used (its uncertainty is zero), The standard uncertainty of 0 dB	0	0.00
Total Standard Uncertainty (%)	25.96	
UMAX (k=2) (%)	51.9	
UMAX (k=2) (dB)	3.6	





## Annex A General Information

### 1. Identification of the Responsible Testing Laboratory

Laboratory Name:	Shenzhen Morlab Communications Technology Co., Ltd.
Laboratory Address:	FL.1-3, Building A, FeiYang Science Park, No.8 LongChang Road, Block 67, BaoAn District, ShenZhen, GuangDong Province, P. R. China
Telephone:	+86 755 36698555
Facsimile:	+86 755 36698525

### 2. Identification of the Responsible Testing Location

Name:	Shenzhen Morlab Communications Technology Co., Ltd.
Address:	FL.1-3, Building A, FeiYang Science Park, No.8 LongChang Road, Block 67, BaoAn District, ShenZhen, GuangDong Province, P. R. China

### 3. Facilities and Accreditations

The FCC designation number is CN1192, the test firm registration number is 226174.



## **Annex B Test Setup Photos**

The annex B will be submitted separately.

## **Annex C Test Results of Distortion and Noise**

The annex C will be submitted separately.

## **Annex D Test Results of Volume Control**

The annex D will be submitted separately.

\*\*\*\*\* END OF MAIN REPORT \*\*\*\*\*