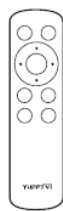


# User manual

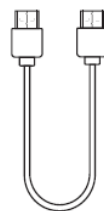
## Packing details



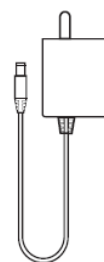
STB



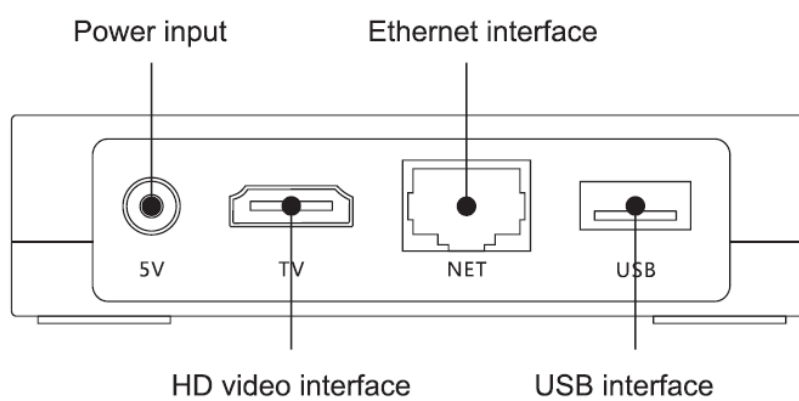
Remote controller



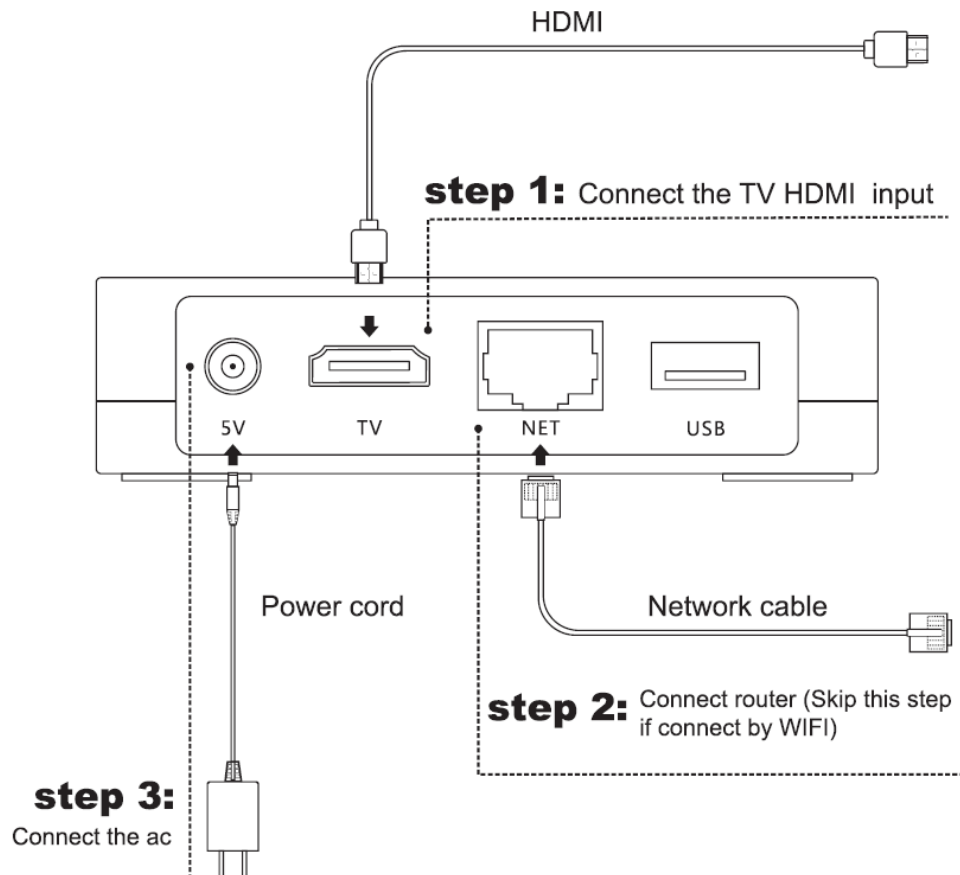
HDMI



Power adapter



## How to Install



## **FAQ's**

### **1. How to watch content using *YOTV*?**

Connect the ***YOTV*** and the TV with HDMI Cable.

Plug the Media Player with a network cable or connect it with Wi-Fi. Follow the on-screen instructions to watch the content.

### **2. How to watch 3D-Content?**

Please ensure that your TV is a 3D TV. Download any app that supports 3D streaming / content from YuppTV store to enjoy 3D Viewing experience.

### **3. How to check the power supply to the *YOTV*?**

Check if the power LED on the Media Player is on. If not, ensure that the power cord is connected properly and the power socket is on.

### **4. How to deal with the condition of no response, blank screen and abnormal display after starting the *YOTV*?**

Check for the HDMI cable is connected properly and the signal source of TV is switched to HDMI mode.

## **ENHANCE YOUR TV VIEWING EXPERIENCE**

### **1. Quick Support Team Viewer App**

Get remote Technical support for your **YOTV** through Team Viewer App. YuppTV technicians can access your device and resolve any technical issues remotely

### **2. YuppTV Store**

Get access to unlimited entertainment through the Apps available on YuppTV Store

### **3. Media Center**

With Media Center, you can access all your content on USB Drive onto your TV. All you need is to connect your USB to **YOTV**

## Warranty description

Available in Canada

### Scope for Guarantees

1. In fifteen days from the date of purchase, the consumer could choose to return/replace or request to repair the product for any quality issues.
2. From the date of purchase, the host machine would be guaranteed for one year.
3. The warranty period of the remote controller is three months.

### Scope for "Non-Guarantees"

1. The normal coating damage, discoloration, abrasion and depletion during the using of the product.
2. The machine fault caused by the disassembling or repairing by the consumer arbitrarily without the permission of the company or the inappropriate maintenance.
3. Faults and Damages caused to the machine by the reasons that are not the problem of quality of the product, like the natural disaster or force majeure.
4. The serial No. in the invoice and the warranty bill fulfilled by the consumer is different with the product No. itself.
5. The product certification and the tamper stickers are damaged.
6. There is no invoice or warranty bill, or the warranty bill is not fulfilled or sealed by the distributor.

## Noxious substance

The name of the component	The noxious substance or element					
	Pb	Hg	Cd	CR ( VI )	PBB	PBDE
Enclosure subassembly	○	○	○	○	○	○
Mechanism subassembly	×	○	○	○	○	○
Power cord	○	○	○	○	○	○
Remote controller	○	○	○	○	○	○
Signal wire	×	○	○	○	○	○

○ : This symbol means that the content of the noxious substance in the homogeneous material of this part is below the limited requirement regulated by SJ/T11363-2006.

× : This symbol means that the content of the noxious substance in at least one of the homogeneous material of this part is more than the limited requirement regulated by SJ/T11363-2006.

Remarks: the noxious substance indicated by the symbol of × is limited by the technology developing level, which could not be replaced or reduced in the current time. This machine would not be harmful to the health of the consumer under the normal using condition.

## Specifications

Name:	<b><i>YOTV</i></b>
Model:	<b><i>U001</i></b>
CPU:	ARM Cortex A9 (Dual-Core 1.5 GHZ)
Memory:	1GB
Flash memory:	4 GB
Power supply:	5V $\Rightarrow$ 2A
Working environment: Working temperature: 0℃--+45℃    moisture: <90%	
Storage temperature: -20℃---+45℃    moisture:<95%	
Enterprise standard: Q/SCWR 021-2013	

### Notice:

- It is mandatory to use the power adapter in order to prevent damages caused due to voltage fluctuation.
- There should be a clearance of 10 cm at least around the equipment.  
Do not cover it with the newspaper, etc.
- No water should be dropped or splashed on the equipment. Containers filled of water, like the flower vase, should not be put near or on the machine.
- Please keep the product away from the moist environment, solarization and high temperatures and away from the objects with Magnetic effect.
- Please avoid the enclosure and the input being scratched, and avoid the damage caused by the impact of dropping and throwing.
- Please do not dis-assemble this product arbitrarily. The repair work should be operated by the technician authorized by our company only.

## FCC STATEMENT

1. This device complies with Part 15 of FCC Rules.

Operation is subject to the following two conditions:

- 1). This device may not cause harmful interference, and
- 2). This device must accept any interference received, including interference that may cause undesired operation.

Note: "Changes or modifications to this unit not expressly approved by the party responsible for compliance could void the user's authority to operate the equipment."

**NOTE:** This equipment has been tested and found to comply with the limits for a Class B digital device, pursuant to Part 15 of the FCC Rules. These limits are designed to provide reasonable protection against harmful interference in a residential installation.

This equipment generates uses and can radiate radio frequency energy and, if not installed and used in accordance with the instructions, may cause harmful interference to radio communications. However, there is no guarantee that interference will not occur in a particular installation. If this equipment does cause harmful interference to radio or television reception, which can be determined by turning the equipment off and on, the user is encouraged to try to correct the interference by one or more of the following measures:

Reorient or relocate the receiving antenna.

Increase the separation between the equipment and receiver.

Connect the equipment into an outlet on a circuit different from that to which the receiver is connected.

Consult the dealer or an experienced radio/TV technician for help.

### FCC Radiation Exposure Statement:

This equipment complies with FCC radiation exposure limits set forth for an uncontrolled environment. In order to avoid the possibility of exceeding the FCC radio frequency exposure limits, Human proximity to the antenna shall not be less than 20cm(8 inches) during normal operation.